

## Bayesian Time-Resolved Spectroscopy of GRB Pulses

HOI-FUNG YU,<sup>1,2,3</sup> HÜSNE DERELI-BÉGUÉ,<sup>1,2,4</sup> AND FELIX RYDE<sup>1,2</sup>

<sup>1</sup>*Department of Physics, KTH Royal Institute of Technology, AlbaNova, 10691 Stockholm, Sweden*

<sup>2</sup>*Oskar Klein Centre for Cosmoparticle Physics, AlbaNova, 10691 Stockholm, Sweden*

<sup>3</sup>*Faculty of Science, The University of Hong Kong, Pokfulam, Hong Kong*

<sup>4</sup>*Max Planck Institute for Extraterrestrial Physics, Giessenbachstrasse 1, 85748 Garching, Germany*

(Received ddmmyyyy; Revised ddmmyyyy; Accepted ddmmyyyy)

Submitted to ApJS

### ABSTRACT

We performed time-resolved spectroscopy on a sample of 38 single pulses from 37 gamma-ray bursts detected by the *Fermi*/Gamma-ray Burst Monitor during its first 9 years of mission. For the first time a fully Bayesian approach is applied. A total of 577 spectra are obtained and their properties studied using two empirical photon models, namely the cutoff power law and Band model. We present the obtained parameter distributions, spectral evolution properties, and parameter relations. We also provide the result files containing this information for usage in further studies. It is found that the cutoff power law model is the preferred model, based on the deviance information criterion and the fact that it consistently provides constrained posterior density maps. In contrast to previous works, the high-energy power-law index of the Band model,  $\beta$ , has in general a lower value for the single pulses in this work. In particular, we investigate the individual spectrum in each pulse, that has the largest value of the low-energy spectral indexes,  $\alpha$ . For these 38 spectra, we find that 60 % of the  $\alpha$  values are larger than  $-2/3$ , and thus incompatible with synchrotron emission. Finally, we find that the parameter relations show a variety of behaviours. Most noteworthy is the fact that the relation between  $\alpha$  and the energy flux is similar for most of the pulses, independent of any evolution of the other parameters.

*Keywords:* (stars:) gamma-ray burst: general — catalogs — methods: statistical

## 1. INTRODUCTION

The study of spectral shapes of the photon flux observed from astrophysical objects is a powerful tool to investigate the underlying physical processes. However, even after half a century of observations, the intrinsic spectral shape of the prompt emission of gamma-ray bursts (GRBs) remains unknown. Although during the past few decades many attempts have been made to fit the spectra with empirical, semi-physical, and physical photon models, we still have not found a comprehensive explanation of the emission mechanism of the prompt emission phase in GRBs. This is partly due to the large diversity in spectral shapes that is observed, which prevents a single and simple explanation to be found, and partly due to the inherent difficulties of performing gamma-ray spectroscopy.

Conventionally, mathematical functions (aka. models) are fit to the observed photon counts. These are usually empirical models with the least possible number of parameters. Physical meaning of the parameters can be interpreted by comparing the values resulted from the fit to the predicted values from the theories. Among the frequently used models are the simple power law, cutoff power law, Band function (e.g., [Band et al. 1993](#)), smoothly broken power law, and the Planck function (aka. the blackbody spectrum, e.g., [Ghirlanda et al. 2003](#); [Ryde 2004](#)). Power laws are usually attributed to non-thermal processes, the Planck function indicates a thermal origin, and the Band function and broken power laws can be either thermal or non-thermal depending on the values of their parameters (i.e., the values of their spectral slopes).

Composite models have also been used to fit GRB spectra. For instance, [González et al. \(2003\)](#) first found that including a broader energy range beyond a few MeV, one burst observed by the Compton Gamma-Ray Observatory (*CGRO*) could be fitted by a power law, in addition to the Band function which dominates the emission at low energy. Moreover, [Ryde \(2005\)](#) fitted a Planck function plus a power law to *CGRO*/BATSE GRBs and found that the Planck component dominates. Similarly, using *Fermi* data, [Abdo et al. \(2009\)](#) fitted a Band function plus power law to GRB090902B, while [Ryde et al. \(2010\)](#) fitted a multi-color blackbody instead of the Band component to the same burst. GRB090902B is the most prominent example with the thermal Band or multi-color blackbody dominating over a non-thermal power law. The *Fermi*/GBM later confirmed the existence of an additional higher energy power-law component in a number of bursts (e.g., [Ackermann et al. 2010](#); [Guiriec et al. 2010](#)). Furthermore, it was also shown that if a blackbody component is added to the non-thermal Band function the fit quality improves significantly in many cases (e.g., [Guiriec et al. 2011](#); [Axelsson et al. 2012](#); [Guiriec et al. 2013](#); [Burgess et al. 2014](#); [Nappo et al. 2017](#)). Later, [Guiriec et al. \(2015a\)](#) introduced a three-component model, which could be fitted to many bursts. Moreover, [Vianello et al. \(2018\)](#) reported detection of a high-energy break in two long GRBs (see also, [Barat et al. 2000](#)), and [Oganesyan et al. \(2018\)](#) reported an additional low-energy break in the spectrum of several GRBs.

In contrast to time-integrated spectroscopy (e.g., Goldstein et al. 2012; Gruber et al. 2014), i.e., the whole period of emission (or pulsation in the light curve) is treated as a single time bin, spectroscopy can also be done in a time-resolved manner (e.g., Yu et al. 2016), i.e., the light curve of the pulsation period is grouped into multiple time bins and spectral analysis is performed in each time bin individually. Indubitably, a burst often displays a varying behavior in its time-resolved emission. As an example of this, Guiriec et al. (2015b) found a pure blackbody at the beginning time of GRB131014A, followed by mixed thermal and non-thermal components in latter time, a property similarly demonstrated in other bursts as well (e.g., Ghirlanda et al. 2003; Ryde et al. 2011; Zhang et al. 2018). However, there is no single empirical model found to be preferred for every GRB spectrum.

Gamma-ray burst spectra were early noted to evolve significantly within each pulse (Golenetskii et al. 1983; Norris et al. 1986). Therefore, time-integrated spectra (as they are usually called) are actually averaged spectra, hence only time-resolved spectra should be used to directly infer Physics. Alternatively, though, indirect methods can still be used as shown in Ryde (1999). Several time-resolved spectral catalogues of GRBs exist in the literature (e.g., Kaneko et al. 2006; Yu et al. 2016), but they all make use of the frequentist approach. Similarly, spectra from overlapping pulses are likely to show averaged behaviors, so that separated pulses must be used in order to obtain the cleanest possible spectral results that are suitable to be used to draw physical conclusions. On the other hand, the temporal binning also affects the results of the spectral analysis. If the time bins are too coarse, there is spectral evolution within the bins; if the time bins are too fine, the signal-to-noise (or statistical significance) decreases. Therefore, the time bins must be defined in such a way that they capture the intrinsic variability of the light curve (i.e., they can be treated as “instantaneous”) while maximising the signal in each bin. The Bayesian block method (Scargle et al. 2013; Burgess 2014) that identifies statistically significant intensity changes in the light curve has shown to be an adequate method for this task. This method results in timebins that only has a small, observed, intensity variation across their duration.

In the current study, we employ Bayesian inference which accounts for relevant prior information. During this process the background is incorporated into the model as nuisance parameter which can be marginalised out. The resulting posterior probability distributions of parameters are obtained by the technique of Markov chain Monte Carlo (MCMC). All parameter uncertainties are characterised by the highest posterior density credible intervals.

In this paper, we present the first systematic study of the time-resolved spectra of individual GRB pulses using full Bayesian analysis method. Our sample is observed by the *Fermi*/Gamma-ray Burst Monitor (GBM) during its first 9 years of mission and consists of 38 pulses from 37 bursts. The analysis methods and results are presented in Sect. 2 and 3 respectively. We summarise and conclude our findings in Sect. 4.

Unless otherwise stated, all error bars are given at the 68% ( $1-\sigma$ ) Bayesian credible level.

## 2. METHODS AND RESULTS

### 2.1. *Burst, Detector, and Pulse Selection*

The *Fermi*/GBM has triggered on 2,050 GRBs from July 2008 until March 2017. The GBM consists of 14 detectors, of which 12 are sodium iodide (NaI, named from n0 to n9, na and nb) detectors which cover roughly 8 keV to 1 MeV, and two are non-directional bismuth germanium oxide (BGO, named b0 and b1) detectors which cover roughly 200 keV to 40 MeV (Bissaldi et al. 2009; Meegan et al. 2009). This arrangement makes the *Fermi*/GBM a powerful all-sky ( $\gtrsim 8$  sr that is not occulted by the Earth) surveying monitor with a wide energy range over 3 orders of magnitudes. Preliminary GRB data is uploaded to the NASA/HEASARC database minutes after the trigger, including the trigger file and quick-look light curves. Detailed data files with the highest temporal (CTIME and TTE files) and spectral (CSPEC and TTE files) resolutions are downloaded from the spacecraft within hours. This makes the online *Fermi*/GBM GRB database a near real-time and most up-to-date GRB data repository.<sup>1</sup> For the spectral analysis described in Sect. 2.3, we used the standard *Fermi*/GBM analysis energy ranges: 8 keV to 30 keV and 40 keV to  $\sim 850$  keV for the NaIs (avoiding the K-edge at 33.17 keV)<sup>2</sup>, and  $\sim 250$  keV to 40 MeV for the BGOs.

The purpose of our study is to follow the spectral evolution during individual emission episodes in the jet environment of the GRB. Therefore, we searched specifically for structures in the light curve that can be characterised as connected emission activities. We visually inspected all the 256 ms, 512 ms, and 1,024 ms TTE (Time-Tagged Events) light curves and searched for such structures from all of the 2,050 GRBs. We used those NaI detectors with viewing angles of less than 60 degrees in order to maximise effective area (see Goldstein et al. 2012). In many of the selected cases, the emission episodes consist of individual pulses that are clearly separated by intervals of background level, which is identified as flat or monotonic inter-pulse signal. However, since the shape of any connected emission activity from the jet is not, a priori, known (see, e.g., Lazzati et al. 2013), we want to avoid to be too restrictive in our selection. Therefore, we also include in our sample emission episodes with additional features that can be interpreted as subpulses (that are more prominent than statistical fluctuation). However, these features should clearly be subdominant and be temporally connected with the main change in intensity. The variety of connected emission activities that were selected, for this step in defining the sample, are illustrated by the light curves shown in Figures 5 to 14 in the appendix. We note that another selection criterion to identify emission episodes could have been chosen, for instance, requiring a certain shape of the pulses, described by analytical functions

<sup>1</sup> The data can be obtained by either visiting <https://heasarc.gsfc.nasa.gov/W3Browse/fermi/fermigbrst.html> or using the built-in command of 3ML (Vianello et al. 2015).

<sup>2</sup> [https://fermi.gsfc.nasa.gov/ssc/data/analysis/GBM\\_caveats.html](https://fermi.gsfc.nasa.gov/ssc/data/analysis/GBM_caveats.html)

(Norris et al. 1996; Hakkila & Giblin 2006). However, any such criteria are unnecessarily restrictive, since they assume a particular, analytical shape of the pulse, which we want to avoid. Finally, sometimes solar flares could also contribute to the low-energy channels which cause a broad pulse, however, these are easily identified by their emission characteristics. Such background events are identified and excluded in our study.

We selected 290 long bursts that were identified with at least one of these emission episode, clearly separated by the non-emission background intervals. The next step in the selection process is to apply the method of Bayesian Blocks in order to identify spectra for which time-resolved spectroscopy can be performed. This step is the most restrictive and important and is therefore discussed in Sect. 2.3. The sample of 290 bursts is thus further reduced to 37 bursts, resulting in a sample of 577 spectra, which defines the final sample.

For the spectroscopy, we follow the procedure of the *Fermi*/GBM GRB time-integrated (Goldstein et al. 2012; Gruber et al. 2014) and time-resolved spectral catalogues (Yu et al. 2016) to select at most three NaIs and one BGO for the spectral analysis. The respective TTE and spectral response files are used for the sets of detectors selected. We followed the standard *Fermi*/GBM catalog analysis method to use the suitable response files. All the response files used in this study are automatically generated by the *Fermi*/GBM repository<sup>3</sup> according to the location obtained by the Burst Advocate (BA) from the GBM Team within weeks of the detection of the burst. The choice of the burst location and systematics that might affect the spectral analysis results are discussed in Connaughton et al. (2015).

## 2.2. Background Fitting

One of the NaI detectors that recorded the largest value photon counts per second is used to define the background intervals pre- and post-emission (i.e., the before and after the pulse). These intervals are then applied to all detectors. As a standard procedure in GRB background fitting of GBM data, we fit a polynomial, of order 0 to 4, to each energy channel (128 channels for TTE) of each of the detectors. The optimal order of the polynomial is determined by a likelihood ratio test independently for each energy channel. The polynomial is interpolated into the source and integrated over the source interval to obtain the background photon count flux. The error of the flux in each channel is also computed.

For some bursts, selection of two background intervals were not possible. For two cases in our sample (GRB110817 and GRB130305; Table 1), only one background interval was selected. This happens when the burst occurs right before the entrance of the South Atlantic Anomaly (SAA) region where the detectors must be shut down to avoid damage, or right after the exit of it. For one case (GRB081009, see Table 1) there are several pulses separated by intervals that are background dominated.

<sup>3</sup> <https://heasarc.gsfc.nasa.gov/W3Browse/fermi/fermigbrst.html>

In order to better constraint the background polynomial shape, in this case, three background intervals were selected, instead.

### 2.3. *Light Curve Binning & Spectral Fitting*

The spectral analysis is done using the Bayesian spectral analysis package 3ML<sup>4</sup> (Vianello et al. 2015). As a first step in time-resolved spectroscopy the light-curves have to be rebinned into adequate intervals. Different methods can be used, for instance, binning by constant time interval  $dt$ , binning by statistical significance, and binning by Bayesian Blocks (Scargle et al. 2013). Burgess (2014) argued that in order to obtain finest time bins (therefore the highest number of time bins) while minimising the effect of mixed spectra caused by intrinsic spectral evolution (photons coming from distinct emission regions in the ejecta could arrive the detector at the same time), the Bayesian Block method should be used. Therefore, for each burst, we rebinned the TTE light curve of the brightest NaI detector into Bayesian Blocks with a correct detection rate for single change point of  $p_0 = 0.01$  (see Eqn. (11) of Scargle et al. 2013). The Bayesian Block binning is then transferred and applied to all other detectors. We note, though, that the Bayesian Block method assumes that the variability in the light curve is the same over the whole energy range. However, the variability of the light curve might be dominated by the variability in the lowest energy photons, since GRB spectra are, in general, soft (e.g., Kaneko et al. 2006; Goldstein et al. 2012; Gruber et al. 2014; Yu et al. 2016, see also Sect. 3). Therefore, there is a possibility that spectral changes in the high energy channels could be missed due to lower signal strength (Guiriec et al. 2015a). Moreover, we note that there is an implicit assumption that spectral variations is small when the variation in the light curve is small. This assumption is based on early studies, e.g. Golenetskii et al. (1983).

Since our aim is to study the time-resolved spectra of individual pulses, we need at least a few time bins in order to study the spectral evolution within the pulse. Yu et al. (2016) used a similar criterion that required the bursts to have at least five time bins with signal-to-noise ratio  $\geq 30$  (see Vianello 2018, for detailed derivation and discussion). The statistical significance,  $S$ , adopted in the current work is a test statistic that incorporates the information of signal-to-noise ratio and suitable for Poisson sources with Gaussian backgrounds (see Vianello 2018, for the definition of  $S$ ). We found that the spectral parameters are typically well constrained for bins with statistical significance  $S \geq 20$ . Therefore, among the (initially selected) 290 bursts, we further require pulses to have at least five Bayesian Block time bins with  $S \geq 20$  in order to study their time-resolved spectral evolution. This results in a sample of 38 single pulses in 37 bursts with at least five  $S \geq 20$  time bins. This sample is listed in Table. 1.

<sup>4</sup> [https://threeml.readthedocs.io/en/latest/notebooks/Bayesian\\_tutorial.html](https://threeml.readthedocs.io/en/latest/notebooks/Bayesian_tutorial.html)

Nevertheless, for the purpose of a catalogue, we still aim to present the properties of the selected sample with as little constraints as possible. Therefore, we present below the results of the overall statistics of this sample (without constraint on  $S$ )<sup>5</sup> as well as the statistics of this sample with  $S \geq 20$ . For the purpose of inferring physics from the spectral parameters, only bins with  $S \geq 20$  should be used, which, for instance, is done in Ryde et al. (2019).

Several different models are typically used in the spectral analysis of GRBs, e.g., the cutoff power law (CPL)<sup>6</sup> and the Band function (BAND, Band et al. 1993). The GBM GRB time-resolved catalogue (Yu et al. 2016) showed that CPL is preferred over the other frequently used models for a majority (70%) of bursts, according to the Castor C-Statistic (CSTAT, a modified version of the original Cash statistic derived by Cash 1979). Therefore, for the main analysis below, we fit CPL to all time bins of our 38 pulses. In addition, we also fit BAND to all pulses to allow for a comparison to be made between the models. For each time bin, a Poisson distribution for the source and a Gaussian distribution for the background is used to obtain the likelihood function. This is because the background is estimated from a polynomial fit and the source is not.

We inspected all posteriors of the spectra (2 empirical models for 577 spectra, making up a total of 1,154 corner plots) and checked that 3ML signals the fit has converged. We also double-checked that the four independent chains used in the MCMC sampling converged to the same maximum.

In Table. 1, we list the 38 single pulses from 37 bursts that satisfy all these criteria (Col. 1), together with the detectors used (Col. 2), the source and background intervals (Cols. 3-6), the total number of time bins (Col. 7), and the number of time bins with minimum significance of 20 (Col. 8), and the type of relations for parameter pairs  $\alpha$ - $E_p$ ,  $F$ - $E_p$ , and  $F$ - $\alpha$  (Cols. 9-11), where  $\alpha$  is the low-energy power-law index,  $E_p$  is the spectral peak, and  $F$  is the energy flux. The type of spectral evolution for each pulse is listed in Col. 12. In addition, the Spearman's rank coefficient,  $r$ , for the parameter relations is also listed in the brackets of Cols. 9-11 next to the type.

Finally, we note that the models used here are empirical in nature. Physical models can be used and directly compared to each other, but this is out of the scope of the current paper. Note also that model selection is based on prior experience and the statistics (frequentist or Bayesian) cannot identify the true model but only can compare competing ones. While the current study focuses on extracting the parameters of the best model from previous experience, a more standardised study on all kinds of empirical and physical models should be done in the future.

### 3. SPECTRAL RESULTS

<sup>5</sup> Note, however, that the relevance of the data points are still provided by the size of the error bar.

<sup>6</sup> This model is also known as the Comptonised model, abbreviated as COMP due to its theoretical relation to the Comptonised spectral shape.

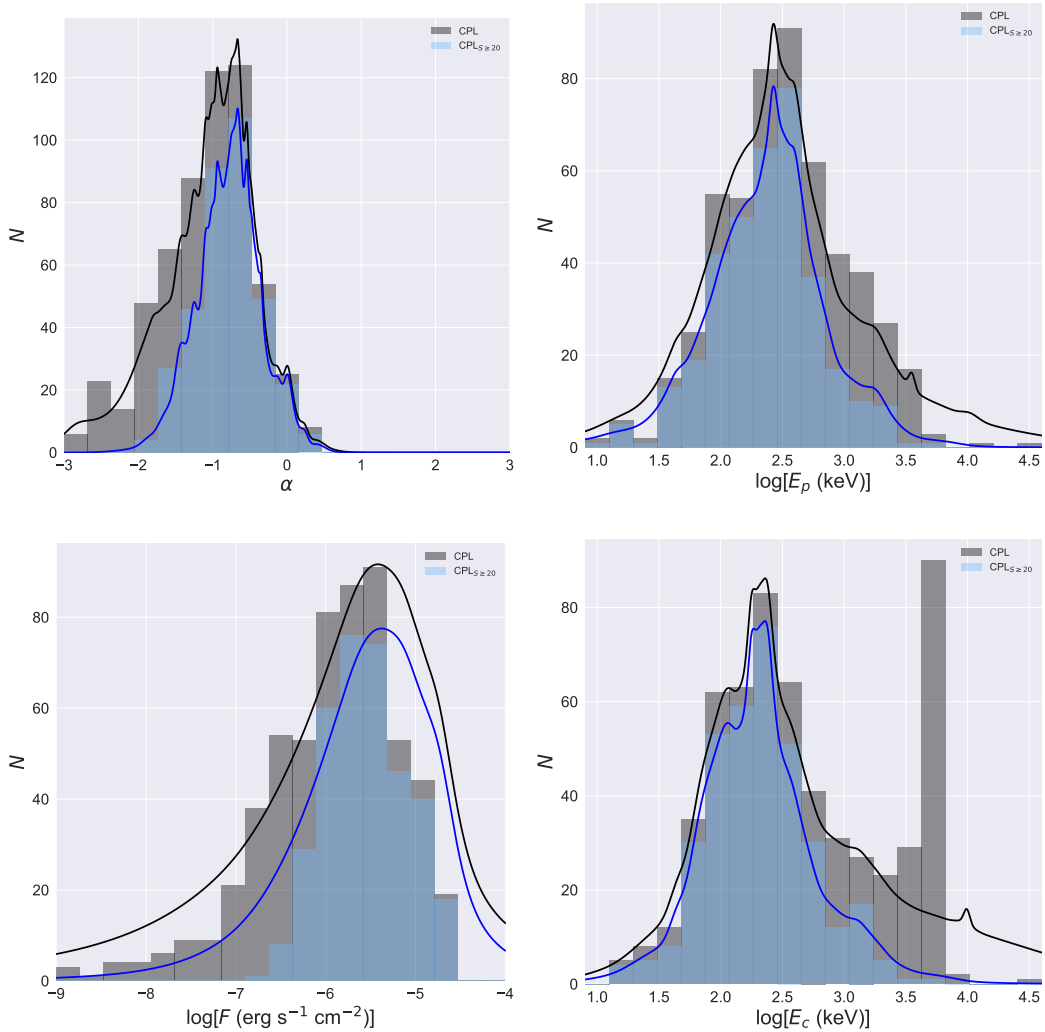
**Table 1.** GRB name (Col. 1), together with the detectors (Col. 2), and the source (Col. 3) and background intervals (Cols. 4-6) used in the analysis. The number of time bins using Bayesian blocks across the source interval (Col. 7), and the number of time bins with statistical significance at least 20 (Col. 8) are also listed. Columns 9-11 list the type of parameter relations, with the Spearman's rank coefficient,  $r$ , in the brackets. Column 12 lists the evolutionary trend of the peak energy. The detector in brackets is the brightest one, used for background and Bayesian block fitting.

GRB	Detectors	$\Delta T_{\text{src}}$	$\Delta T_{\text{bkg},1}$	$\Delta T_{\text{bkg},2}$	$\Delta T_{\text{bkg},3}$	$N$	$N_{S \geq 20}$	$\alpha - E_p$	$F - E_p$	$F - \alpha$	Spectral
		(s)	(s)	(s)	(s)			Type( $r$ )	Type( $r$ )	Type( $r$ )	Evolution
(1)	(2)	(3)	(4)	(5)	(6)	(7)	(8)	(9)	(10)	(11)	(12)
081009140	(n3)b1	0.-10.	-25.-5.	15.-30.	60.-80.	19	16	-0.12)	2(0.64)	1(0.60)	i.t.
081009140	(n3)b1	33.-55.	-25.-5.	15.-30.	60.-80.	13	6	-(0.77)	3(-0.43)	2(0.05)	h.t.s.
081125496	(na)nbb1	-5.-20.	-20.-10.	30.-50.	...	12	6	1(-0.69)	1(-0.19)	1(0.74)	h.t.s.
081224887	n6n7(n9)b1	0.-25.	-25.-5.	30.-60.	...	10	7	1(0.83)	1(0.83)	1(0.97)	h.t.s.
090530760	(n1)n2n5b0	-1.-180.	-25.-10.	200.-250.	...	10	6	1(0.76)	1(0.95)	1(0.90)	h.t.s.
090620400	(n6)n7nbb1	-1.-25.	-25.-10.	30.-45.	...	11	5	2(-0.02)	2(0.17)	1(0.48)	i.t.
090626189	(n0)n1b0	30.-39.	-25.-10.	80.-95.	...	15	8	3(-0.12)	1(0.15)	1(0.84)	i.t.
090719063	n7(n8)b1	-1.-25.	-25.-10.	35.-50.	...	15	11	2(0.65)	1(0.71)	1(0.83)	h.t.s. to i.t.
090804940	n3n4(n5)b0	-1.-15.	-25.-10.	25.-40.	...	14	8	3(-0.15)	2(0.9)	3(-0.22)	i.t.
090820027	(n2)n5b0	25.-60.	-20.-10.	80.-95.	...	25	19	2(0.53)	1(0.67)	1(0.79)	flat to i.t.
100122616	(n6)nab1	-5.-40.	-20.-10.	50.-80.	...	14	5	2(-0.69)	2(-0.83)	1(0.78)	i.t. to ?
100528075	n6(n7)nbb1	-5.-60.	-30.-10.	66.-100.	...	16	7	3(-0.44)	3(-0.17)	1(0.72)	h.t.s.
100612726	n3n4(n8)b0	-2.-20.	-30.-5.	25.-100.	...	12	6	1(0.05)	1(0.03)	1(0.92)	h.t.s.
100707032	n7(n8)b1	0.-30.	-20.-5.	40.-100.	...	19	13	1(0.58)	1(0.57)	1(0.97)	h.t.s.
101126198	(n7)n8nbb1	-5.-40.	-30.-15.	50.-80.	...	15	7	1(-0.15)	2(0.38)	1(0.54)	flat to h.t.s.
110721200	(n6)n7n9b1	-1.-20.	-25.-10.	35.-50.	...	12	9	1(0.22)	1(0.35)	2(0.51)	h.t.s. to s.t.h.
110817191	n6n7(n9)b1	-1.-11.	-20.-7.	...	...	9	5	1(0.21)	1(0.26)	1(0.98)	h.t.s.
110920546	(n0)n1n3b0	-1.-160.	-15.-5.	175.-200.	...	14	10	2(-0.86)	1(0.88)	1(-0.71)	h.t.s.
111017657	(n6)n7n9b1	-5.-20.	-25.-10.	35.-50.	...	13	6	1(-0.10)	1(-0.25)	1(0.92)	h.t.s. to s.t.h.
120919309	(n1)n2n5b0	-2.-35.	-25.-5.	60.-100.	...	15	6	1(0.48)	1(0.55)	1(0.88)	i.t.
130305486	n6(n9)nab1	-3.-35.	50.-70.	...	...	13	8	2(-0.82)	2(-0.44)	1(0.81)	h.t.s. to flat
130612456	n6(n7)n8b1	-1.-15.	-25.-10.	25.-45.	...	11	6	3(0.11)	2(0.54)	1(0.86)	flat
130614997	(n0)n1n3b0	-1.-9.	-25.-10.	20.-45.	...	8	5	3(-0.20)	2(0.40)	1(0.60)	h.t.s.
130815660	(n3)n4n5b0	-1.-47.	-25.-10.	55.-75.	...	13	5	1(-0.27)	1(-0.38)	1(0.93)	h.t.s.
140508128	(na)b1	-1.-15.	-40.-10.	100.-150.	...	18	11	3(0.28)	2(0.47)	1(0.91)	i.t.
141028455	(n6)n7n9b1	0.-40.	-30.-10.	50.-100.	...	18	12	2(0.63)	1(0.37)	1(0.85)	h.t.s.
141205763	(n2)n5b0	-2.-20.	-40.-10.	25.-80.	...	14	5	1(0.46)	2(0.75)	1(0.75)	i.t.
150213001	n6n7(n8)b1	-1.-10.	-25.-10.	20.-45.	...	24	19	1(0.03)	1(0.21)	1(0.46)	h.t.s. to i.t.
150306993	(n4)b0	-1.-25.	-25.-10.	35.-55.	...	11	7	2(0.93)	2(0.83)	1(0.83)	h.t.s.
150314205	n1(n9)b1	-1.-18.	-25.-10.	30.-55.	...	20	14	1(-0.23)	1(-0.36)	1(0.85)	h.t.s. to s.t.h.
150510139	n0n1(n5)b0	0.-50.	-25.-10.	65.-95.	...	30	16	3(0.13)	1(0.13)	1(0.81)	s.t.h. to h.t.s.
150902733	(n0)n1n3b0	-1.-25.	-25.-10.	30.-55.	...	22	14	1(0.13)	1(0.28)	1(0.85)	h.t.s. to i.t. to h.t.s.
151021791	n9(na)b1	-1.-10.	-25.-10.	25.-45.	...	10	5	2(0.86)	1(0.75)	1(0.64)	h.t.s.
160215773	n3n4(n5)b0	160.-200.	100.-150.	250.-300.	...	19	11	2(-0.60)	2(0.84)	1(-0.54)	i.t.
160530667	n1(n2)n5b0	-2.-25.	-40.-10.	40.-80.	...	22	19	2(0.73)	1(0.84)	1(0.87)	s.t.h. to h.t.s.
160910722	n1n2(n5)b0	7.-20.	-40.-10.	40.-80.	...	15	14	1(0.36)	1(0.15)	2(0.86)	h.t.s.
161004964	n3(n4)b0	-2.-25.	-40.-10.	40.-80.	...	11	5	1(0.20)	2(0.02)	1(0.85)	h.t.s.
170114917	n1(n2)nab0	-1.-20.	-25.-10.	35.-65.	...	15	9	2(-0.34)	1(-0.17)	1(0.87)	h.t.s. to ?

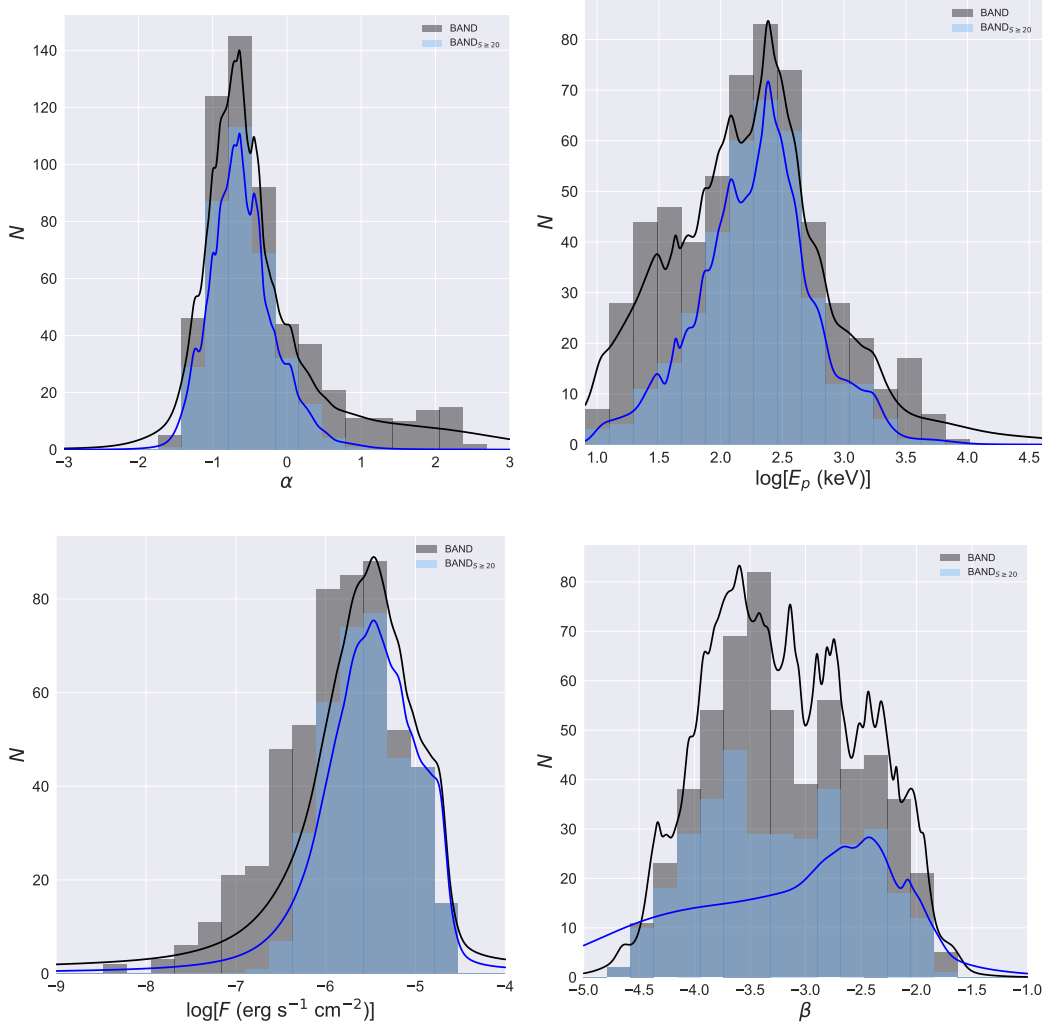


**Table 2.** The values of the average and standard deviation of the parameter distributions. For  $E_p$  and  $E_c$ , only values within the GBM energy range (8 keV–40 MeV) are used in the calculation.

Model	$\alpha$	$\log_{10}(E_p/\text{keV})$	$\log_{10}(F/10^{-6} \text{ erg}^{-1} \text{ s}^{-1} \text{ cm}^{-2})$	$\log_{10}(E_c/\text{keV})$	$\beta$
CPL	$-1.07 \pm 0.63$	$\log_{10}(331) \pm 0.53$	$\log_{10}(1.17) \pm 0.77$	$\log_{10}(457) \pm 0.68$	...
CPL $_{S \geq 20}$	$-0.79 \pm 0.43$	$\log_{10}(234) \pm 0.44$	$\log_{10}(2.86) \pm 0.44$	$\log_{10}(206) \pm 0.42$	...
BAND	$-0.31 \pm 0.84$	$\log_{10}(170) \pm 0.60$	$\log_{10}(1.39) \pm 0.68$	...	$-3.18 \pm 0.66$
BAND $_{S \geq 20}$	$-0.59 \pm 0.41$	$\log_{10}(193) \pm 0.44$	$\log_{10}(2.90) \pm 0.43$	...	$-3.23 \pm 0.68$



**Figure 1.** Parameter distributions of the fitted parameters of CPL. Black histogram shows the distributions regardless of significance, and blue histogram shows the distributions with  $S \geq 20$ . The curves represent the kernel density estimation (KDE) of the distributions, using Gaussian kernels where the standard deviation is set to the larger one of the asymmetrical errors. For  $E_p$  and  $E_c$ , only the values within the GBM energy range (8 keV–40 MeV) are shown.



**Figure 2.** Parameter distributions of the fitted parameters of BAND. Black histogram shows the distributions regardless of significance, and blue histogram shows the distributions with  $S \geq 20$ . The curves represent the kernel density estimation (KDE) of the distributions, using Gaussian kernels where the standard deviation is set to the larger one of the asymmetrical errors. For  $E_p$  only the values within the GBM energy range (8 keV–40 MeV) are shown.

The complete fitting results for the CPL and BAND models of all 577 spectra are listed the table of Appendix C. For each pulse, we list the start and stop times of the Bayesian blocks (Cols. 1 and 2), the significance  $S$  (Col. 3), the CPL fitted parameters (normalisation  $K$  ( $\text{ph s}^{-1} \text{cm}^{-2} \text{keV}^{-1}$ ), low-energy power-law index  $\alpha$ , and cutoff energy  $E_c$ , (keV, Cols. 4–6), the derived CPL peak energy  $E_p$  (keV, Col. 7), the CPL energy flux,  $F$  ( $\text{erg s}^{-1} \text{cm}^{-2}$ ), (Col. 8), the BAND fitted parameters (normalisation  $K_{\text{BAND}}$  ( $\text{ph s}^{-1} \text{cm}^{-2} \text{keV}^{-1}$ ), low-energy power-law index  $\alpha_{\text{BAND}}$ , high-energy power-law index  $\beta_{\text{BAND}}$ , and peak energy  $E_{p,\text{BAND}}$ , (keV, Cols. 9–12), the BAND energy flux,  $F_{\text{BAND}}$  ( $\text{erg s}^{-1} \text{cm}^{-2}$ ), the difference in the deviance information criterion (DIC) between CPL and BAND,  $\Delta\text{DIC} = \text{DIC}_{\text{BAND}} - \text{DIC}_{\text{CPL}}$  (Col. 14), and the effective number of parameters of CPL and BAND,  $p_{\text{DIC}}$  and  $p_{\text{DIC,BAND}}$  (Cols. 15 and 16).

We also provide the analysis result files in FITS format for every time bin, which are available at [10.5281/zenodo.2601901](https://doi.org/10.5281/zenodo.2601901). They provide complete information of the fits such as the parameter values, covariance matrices, and the statistical information criteria. They can be read readily by 3ML to plot the resulting spectra and the posterior probability distributions. The results can be used for further studies of the spectra of these pulses.

### 3.1. *CPL vs. BAND: which one is “better”?*

We have fitted the data with the empirical models which have been used as standard models in the field and which have been shown to be compatible with the data (e.g., [Kaneko et al. 2006](#); [Goldstein et al. 2012](#); [Gruber et al. 2014](#); [Yu et al. 2016](#)). In these catalogues, the empirical model fits have also been compared to each other, using the difference in CSTAT. Similarly, in Bayesian statistics, model comparison is done using the so-called information criteria. However, the “best” information criterion to use is an active research topic in Bayesian statistics (see, e.g., [Gelman et al. 2014](#), for a recent discussion). In this paper, we compare models by adopting the deviance information criterion (DIC, [Spiegelhalter et al. 2002](#)), defined as  $\text{DIC} = -2 \log[p(\text{data}|\hat{\theta})] + 2p_{\text{DIC}}$ , where  $\hat{\theta}$  is the posterior mean of the parameters and  $p_{\text{DIC}}$  is a term to penalise the more complex model for over-fitting (see, Sect. 3.3 of [Gelman et al. 2014](#)).<sup>7</sup>

The values of the difference between BAND’s and CPL’s DIC, defined as  $\Delta\text{DIC} = \text{DIC}_{\text{BAND}} - \text{DIC}_{\text{CPL}}$ , are listed in Col. 14 of Tables 3 to 40. Since DIC is defined as the negative logarithm of the probability of predicting the observed data given the posterior mean, a positive value of  $\Delta\text{DIC}$  would mean that the CPL is preferred given the observed data (as seen in Col. 14).

However, just like any other statistical measures, attempting to summarise the multi-dimensional posterior distribution in just one number can often be misleading. In some cases, we see that  $|\Delta\text{DIC}|$  can be as large as hundreds of thousand. It is of course very dangerous to blindly believe such a number and claim that one model is exceedingly better than the other. Thus, we need to check the values of  $p_{\text{DIC}}$  for both models (Cols. 15 and 16). We checked that in almost all of the cases for which the  $\Delta\text{DIC}$  is highly negative, so is  $p_{\text{DIC,BAND}}$ . We found that when  $\text{DIC}_{\text{BAND}} < \text{DIC}_{\text{CPL}}$ ,  $p_{\text{DIC,BAND}} \ll 0$  in most cases.

The posterior corner plot contains the 2-dimensional probability density maps for each pair of parameters. The marginal probability for each parameter is also computed by the integral of the conditional probability over all but the desired parameter. An acceptable fit is indicated when the probability density map is centred within the prior limits. When the probability density of the normalisation increases towards zero, upper limits can only be inferred. A check to the posteriors of those Band fits

<sup>7</sup> The  $p_{\text{DIC}}$  approaches the total number of parameters of the model when the posterior mean and mode are similar. However, when the posterior is highly skewed, it can become negative. We found that negative  $p_{\text{DIC}}$  are associated with time bins having low signal-to-noise ratio. In such cases, the value of DIC indeed cannot determine whether a model is preferred. In the extreme example where low signal is present, all model will be performed equally “bad”, in this case the values of DIC are not trustable.

with highly negative  $p_{\text{DIC,BAND}}$  reveals that the normalisation is often small, indicating that the addition of an extra power-law segment has a negative impact to the fit.

In this study, we use the same empirical model throughout the whole burst for consistency. However, when there is enough data in the high-energy range (higher than a few 100 keV where the spectral peak usually resides), the Band function might be preferred as indicated by the value of  $\Delta\text{DIC}$ . This usually occurs around the peak time in the light curve. Although the models used in the current study are empirical, they are useful in extracting spectral parameters and their evolution, which can give an indication of the physical model underlying the emission. Such investigations can thus motivate physical models to be fit directly to the data.

In summary, we found that the cutoff power-law model is the preferred model, since it systematically has a lower DIC value. In addition, the resulting parameters for the CPL fits are constrained within the prior ranges more often than for the Band function fits. This result is consistent with previous GBM spectral catalogues. However, we note that the preference of the exponential cutoff model could be due to the lack of photon counts at high energy in the GBM energy channels.

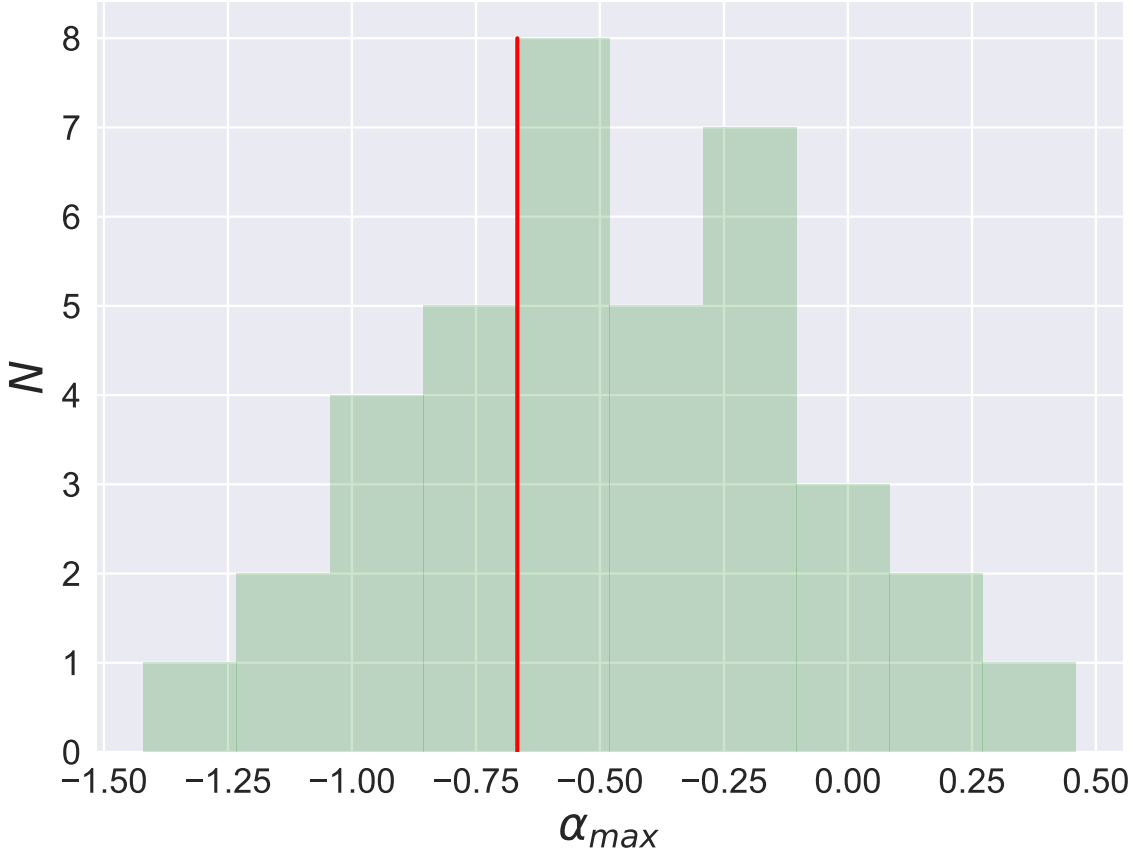
### 3.2. *Parameter Distributions*

Figures 1 and 2 show the overall parameter distributions, including  $\alpha$ ,  $E_c$ , and  $\beta$ ,  $E_p$  and the derived parameters,  $E_p$  (for CPL) and  $F$ . The average values and standard deviations of the distributions are listed in Table 2.

Since the errors of the fitted spectral parameters could not be taken into consideration in the histograms, we performed kernel density estimation (KDE) on individual parameter distributions. A Gaussian kernel is chosen. In order to be conservative, the standard deviation of the Gaussian kernel is set equal to the larger one of the asymmetrical errors. The KDEs are overlaid on Figs. 1 and 2.

The average values of  $\alpha$ ,  $E_p$ , and  $F$  distributions for CPL and BAND agree within  $1\text{-}\sigma$  for  $S \geq 20$ . Since the data and analysis conditions of the current study is different from previous catalogues (e.g., Gruber et al. 2014; Yu et al. 2016), the parameter distributions shown here should not be treated as a one-to-one direct comparison. Nevertheless, we still find that the distributions of  $\alpha$  and  $E_p$  are in agreement with previous time-resolved catalogues (e.g., see Table 2 and Fig. 3 of Yu et al. 2016). Therefore, the frequentist and Bayesian analysis give consistent results. The distribution of  $\beta$  that we obtained has lower values than that of Yu et al. (2016), who did not distinguish between single and composite pulses (c.f. lower right panel of Fig. 3 therein). This indicates that single pulses are in general softer, and that the higher values of  $\beta$  might be a result of overlapping spectra from composite pulses which contain photons from various emission sites and times.

It is observed that the majority of the low-significance data points in the  $\alpha\text{-}E_c$  plot have  $\alpha < -2$  and  $E_c \sim 5$  MeV, which is reflected by an unexpected peak at 5 MeV



**Figure 3.** Histogram of the maximal value of  $\alpha$  in each of the 38 pulses in the sample. The red line indicated the line-of-death for the synchrotron interpretation for individual pulses, assuming that the same emission mechanism operates throughout the pulse. 60 % of the pulses have  $\alpha_{max}$  (within a  $1\sigma$  lower limit of the error) that is incompatible with synchrotron emission.

in the  $E_c$  histogram. First, we noticed that when plotting the  $E_c$  distribution of time bins with  $S \geq 20$  only, the peak at 5 MeV completely disappears. Second, these are spectra not from one particular burst but from either the beginning or the end of multiple bursts. Third, we also noticed that noise dominates at energies  $\gtrsim 1$  MeV, resulting in overall lower significance for the time bin. Last but not least, this peak does not show up in the KDE. This implies the errors on those values of  $E_c$  are very large, which means that the Bayesian inference struggled to find a cutoff point. We therefore repeated the spectral analysis on these time bins using a simple power law, and found that they are indeed well fit by a single power law. Since noise dominates at energy  $E \gtrsim 1$  MeV for these spectra, the value of  $E_c$  cannot go beyond 5 MeV and is highly uncertain as indicated by the error bars. This indicates that for low-significance time bins, the spectrum can be sufficiently described by a single power law and a spectral break is not necessary.

In Figs. 1 and 2, the  $\alpha$ -distributions contain all analysed time-bins. A consequence of this is that individual bursts contribute to the distribution with a varying number

of bins. This leads to a bias towards bursts with many time bins. In order to avoid such a bias, one can instead interpret the distribution containing only one bin per burst. Furthermore, the best bin to characterise the emission mechanism during a pulse is the bin containing the largest value of  $\alpha$  indexes in each pulse/burst. The reason for this is that physical models typically have a limit to how hard the spectra are allowed to get. Therefore, if one single bin violates such a limit the corresponding emission model is rejected by the data. This is, of course, under the assumption that a single emission mechanism is responsible for the full duration. We, therefore, identify the largest value of  $\alpha$  in each of the 38 pulses in the sample:  $\alpha_{\max} \equiv \max(\alpha(t))$ . We present their histogram in Figure 3 in which we also plot the  $\alpha = -2/3$ -line, which is the "line-of-death" for synchrotron emission. In order to calculate the fraction of  $\alpha_{\max}$ -values that are incompatible with synchrotron emission, i.e., the fraction of bins lying to the right side of the red line, we identify the cases for which the  $1\sigma$  lower limit of the  $\alpha_{\max}$  is larger than  $-2/3$ . We find that a majority of the pulses (60 %) are inconsistent with synchrotron emission, using this criterion. This fraction is significantly larger than what is found by applying the line-of-death to the full distribution of  $\alpha$ -values (Preece et al. 1998, see also Ghirlanda et al. 2002).

### 3.3. Spectral Evolution

In Appendix A, we show the CPL and BAND parameter evolutions across the duration of each pulse, with color scale from light blue (start) to deep blue (end) showing temporal evolution and the light curve overlaid (Figs. 5 to 14). Data points with red, orange, yellow, and no circles indicate statistical significance  $S \geq 20$ ,  $20 > S \geq 15$ ,  $15 > S \geq 10$ , and  $S < 10$ , respectively. Many of the low-significance data points are not constrained, as seen from the huge negative-side error bars.

It is observed that the values of the low-energy spectral indices of CPL and BAND,  $\alpha$  and  $\alpha_{\text{BAND}}$ , are approximately equal to within errors and track each other during the main emission periods of the pulses (which are also the most significant time bins, indicated by red circles). As discussed in Sect. 3.2,  $\alpha_{\text{BAND}}$  tends to have slightly higher values than  $\alpha$ , and  $\beta_{\text{BAND}}$  usually have lower values than  $-3$ .

In most pulses the evolution of  $\alpha$  exhibits a variation that appears to track the variation in the light curve. This is most pronounced around the pulse peak, where the time bins also have the highest significance. In some cases there is a slight temporal shift between the  $\alpha$ -variation and the light curve. These observed properties are similar to earlier findings by, for instance, Crider et al. (1997); Ghirlanda et al. (2002); Lloyd-Ronning & Petrosian (2002); Basak & Rao (2014) and are further discussed in §3.5.3.

For the behavior of the peak energy, it is obvious that in almost all time bins  $E_p$  and  $E_{p,\text{BAND}}$  are well within half an order of magnitude. It is noticed that  $E_{p,\text{BAND}} \lesssim E_p$  during time bins with  $S \geq 20$ . Combining with the observation that  $\alpha_{\text{BAND}} > \alpha > \beta_{\text{BAND}}$ , this suggests that BAND is trying to fit the spectrum by mimicking the

curvature below the CPL’s peak energy using two power-law segments. This can also explain the hard BAND spectrum during low-significance time bins: the overshoot of  $\beta_{\text{BAND}}$  at high energies is tolerated by the noisy time bins.

The evolution of  $E_p$  is observed to exhibit various trends (Col. 11 of Table 1). We found that 16 exhibit pure hard-to-soft (h.t.s.) evolution (42%), while 8 exhibit pure intensity tracking (i.t.) evolution (21%). Seven pulses change from either h.t.s. or flat to i.t. or soft-to-hard (s.t.h.) evolution. Lu et al. (2012) studied simulated GRB pulses and claimed that an i.t. evolving pulse can be composed by multiple h.t.s. evolving pulses. Four cases cannot be classified into the above categories: GRB150510139 and GRB 160530667 exhibit s.t.h. to h.t.s. evolution; GRB100122616 i.t. to unclassified, and GRB170114917 h.t.s. to unclassified (marked by a “?”) during part of the pulse.

The calculated energy fluxes for CPL and BAND,  $F$  and  $F_{\text{BAND}}$ , agree very well for every spectrum and they basically track the photon light curve. During low-significance time bins,  $F_{\text{BAND}}$  is always larger than  $F$ , which could be explained by the aforementioned harder BAND spectrum.

### 3.4. Global Parameter Relations

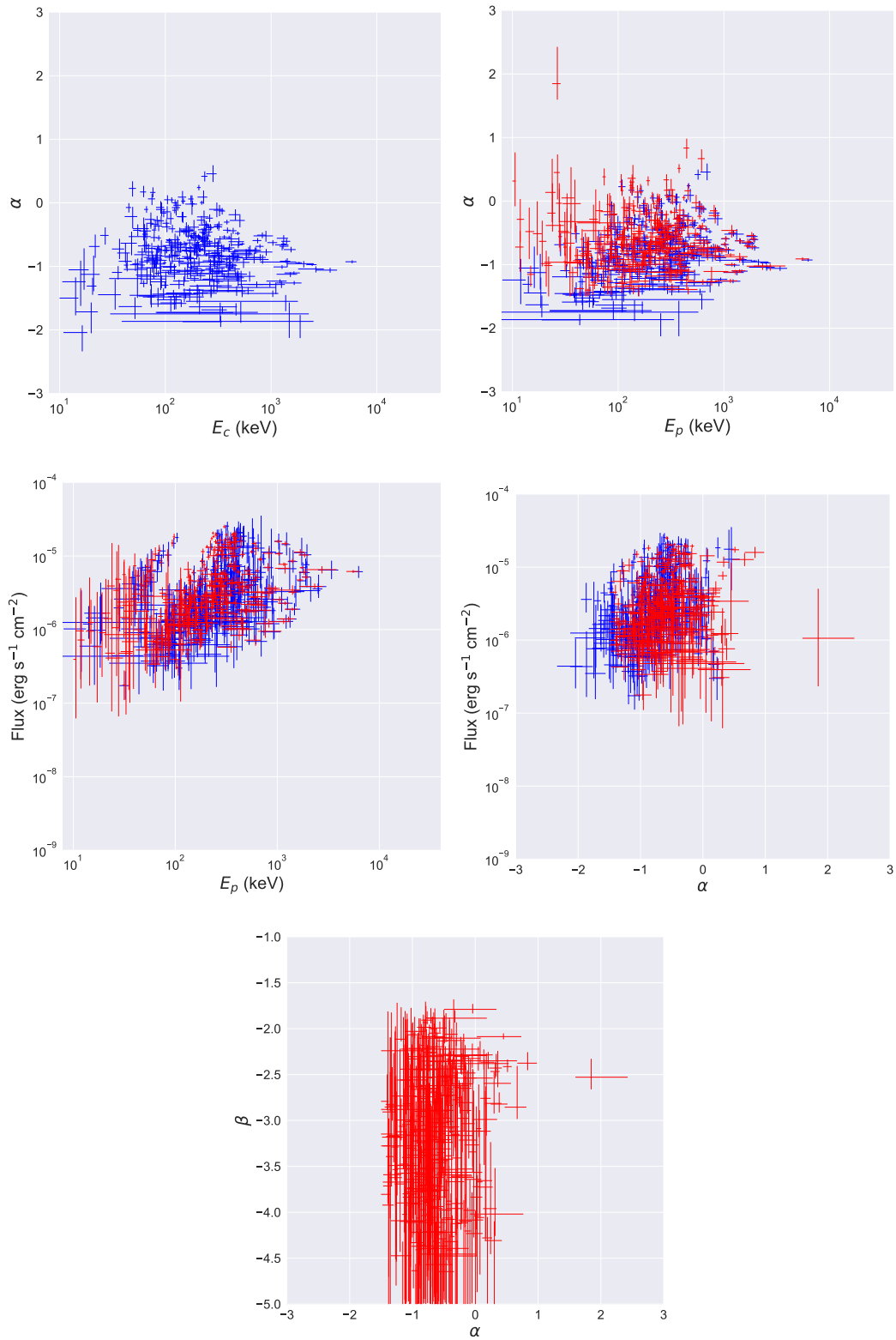
Figure 4 shows the overall parameter relations within the GBM energy range (8 keV–40 MeV) with statistical significance  $S \geq 20$ , in five panels of the parameter pairs:  $\alpha$ – $E_c$  for CPL (upper left panel),  $\alpha$ – $E_p$  for CPL and BAND (upper right),  $F$ – $E_p$  for CPL and BAND (middle left),  $F$ – $\alpha$  for CPL and BAND (middle right), and  $\beta$ – $\alpha$  for BAND (bottom). It is observed that the distributions of parameters for CPL and BAND show no obvious difference nor any global relation.

For statistical significance  $S \geq 20$ , all except one  $\alpha$ -values are between  $-2$  and  $1$  to within  $1\text{-}\sigma$  uncertainty for both CPL and BAND, which are typically observed in studies of GRB prompt spectra. We note that that  $\beta$  can be very negative ( $\sim -3$  or below). There are two possible reasons for this. Either the BAND model is trying to mimic a cutoff in the high-energy spectrum, or the poor count statistics at high energies prevents a determination of  $\beta$  (see, e.g., Kaneko et al. 2006; Goldstein et al. 2012; Gruber et al. 2014; Yu et al. 2016). The threshold of  $F$  for the high-significance data points is  $\sim 10^{-7}$ – $10^{-6}$  erg s $^{-1}$  cm $^{-2}$ .

The peak energy,  $E_p$  for BAND is a fitted parameter, while that for CPL is calculated from  $E_p = (\alpha + 2)E_c$ . Notice that when  $\alpha$  has lower values than  $-2$  or when  $\beta_{\text{BAND}}$  has higher values than  $-2$ ,  $E_p$  becomes negative and thus there is no peak in the  $\nu F_\nu$  spectrum.

### 3.5. Individual Parameter Relations

Relations over individual pulses are of greatest interest since they carry the information closest to the physics of the emission. We, therefore, provide the relation plots of the 38 pulses in our sample in Appendix B. In Figs. 15 to 24, the relation between  $\alpha$  and  $E_p$  are shown in the left-hand panels; the relation between energy flux  $F$  and



**Figure 4.** Global relations of the fitted parameters within the GBM energy range (8 keV-40 MeV) with statistical significance  $S \geq 20$ . Blue data points are for CPL and red for BAND.



$E_p$ , i.e., the Golenetskii correlation (Golenetskii et al. 1983), are shown in the middle panels; and, finally, the relation between  $F$  and  $\alpha$  are shown in the right-hand panels.

Below, we will discuss the appearances of the temporal tracks in the relation planes by visual inspection. We consider all time bins with significance  $S > 10$  (i.e., yellow, orange, and red data points) that are fitted with a cutoff power law function.

### 3.5.1. $\alpha$ - $E_p$ -Relation

The  $\alpha$ - $E_p$  relations show three main types of behaviours. The most common behaviour is a non-monotonic relation, with a clear break. This occurs in 17 pulses. The break either occurs at the maximal  $\alpha$ -value (e.g., GRB081125), or at the minimum  $E_p$  (e.g., GRB150314). Another common behaviour (12 pulses) is a monotonic, straight line in the linear-log plots (see, also Crider et al. 1997). Of these bursts, 6 have a positive relation (e.g., GRB090719) and 6 have a negative relation (e.g., GRB130305), even if GRB090620 has a weaker correlation. The third behaviour (7 bursts) is given by pulses in which the  $E_p$  does not vary much, while  $\alpha$  does vary more significantly. This leads to a vertical relation, or a weakly negative relation (e.g., GRB100528). In one of these cases (GRB090804), though, there is only little variation in  $\alpha$  as well, it even being consistent with a constant at around  $\alpha \sim -0.5$ . In Table 1, all bursts are assigned to one of these three groups, 1, 2, and 3, respectively. The remaining two pulses (both in GRB081009) do not show any clear trend. For the second pulse in GRB081009, the reason is that in most of the high-significance time bins there is no  $E_p$  (the  $\nu F_\nu$  spectrum is monotonically decreasing) leaving only a few data points left for the relation.

To quantify the relations, we calculate the Spearman’s rank coefficient,  $r$ , which is also provided in Table 1. In general, values over 0.7 indicate strong correlations. However, only for a few pulses (8 cases)  $r > 0.7$ . A large majority of the pulses (20 cases) have weak correlations as indicated by the  $r$ -value being below 0.4.

It is noteworthy that among all the  $E_p$ - $\alpha$ -relations, only three pulses have a relation that follows what is expected for synchrotron emission (Lloyd & Petrosian 2000, their Fig. 5), namely GRB120919, GRB130815 and GRB141205, see further discussion in Ryde et al. (2019).

### 3.5.2. $F$ - $E_p$ -Relation

Turning over to the Golenetskii relation, again three main different types of relations are revealed (see, also Borgonovo & Ryde 2001; Firmani 2009; Ghirlanda et al. 2010). The most common behaviour (in 23 pulses) is a non-monotonic relation with a distinct break and having power-law segments (e.g., GRB160530). The break typically occurs at the flux peak of the pulse, that is, the relation is different during the rise phase and the decay phase of the pulse. Another common behaviour has a relation described by a single power law (in 13 of the pulses). Of these, 11 pulses have a positive relation (e.g., GRB090804) and in 2 cases it is negative (e.g., GRB130305). Finally, in two cases there are no clear trends. These pulses are from the second episode

of GRB081009 (again mainly due to fact that many of the  $E_p$  are not determined) and from GRB100528. In Table 1, these three groups, are denoted by 1, 2, and 3, respectively.

For these relations, we also calculate the Spearman’s rank coefficient (provided Table 1). Again, only a few pulses (11 cases) have strong correlations ( $r > 0.7$ ), while a large majority of the pulses (18 cases) have weak correlations ( $r < 0.4$ ).

GRB090804 is an interesting case in which the Golenetskii-relation is prominent, but both  $E_p$ - $\alpha$  and the  $F$ - $\alpha$  relations are very weak. Such a behaviour is, however, an exception. We also note that Guiriec et al. (2013, 2015a,b, 2016a,b) have shown that, in their three-component model, a correlation between the energy flux and the  $\nu F_\nu$  peak energy manifests itself, for one of the non-thermal components, even in GRBs where the Golenetskii-relation is not valid.

### 3.5.3. $F$ - $\alpha$ -Relation

Finally, the  $F$ - $\alpha$ -relations differ clearly from the two first relations, by it having a much more homogeneous behaviour. In nearly all cases the relation is very similar, with a linear relation appearing in the semi-log plots. Of these, 32 pulses show a positive and 2 pulses show a negative relations (e.g., GRB110920). In only three bursts there is non-monotonic relation with a break, albeit being weak (GRBs 081009 [second episode], 110721, 160910). In the last case, GRB090804 the relation is weak, since there is only little variation in both the parameters. Again, this classification is shown in Table 1 by group 1 (34 pulses), group 2 (three pulses), and group 3 (one pulse), respectively.

To quantify the observed correlations, we again calculate the Spearman’s rank coefficient (Table 1). Indeed, for a large majority of the pulses (28 cases)  $r > 0.7$ , and of these, 8 have very strong correlations, with values over 0.9. There are only two pulses which have weak correlations ( $r < 0.4$ ).

We note that in the cases where the variation in  $E_p$  is small, it is only  $F$  and  $\alpha$  that are correlated. An example is GRB100528 for which the Golenetskii correlation is very weak, but the  $F$ - $\alpha$  is very clear.

The fact that the relation between  $F$  and  $\alpha$  has a similar behaviour for a majority of the pulses, instigates searches for possible functional relations between the parameters, for use in physical interpretations of the underlying mechanisms. With such an goal in mind, we have interpreted the  $F$ - $\alpha$  relation in the context of photospheric models in Ryde et al. (2019).

## 4. SUMMARY AND CONCLUSION

In summary, we have defined a sample of 38 single pulses from 37 GRBs out of 2,050 *Fermi*/GBM detected bursts. These pulses all have more than 5 highly significant time bins, which allows time-resolved spectroscopy to be performed and the spectral evolution to be investigated. A total of 577 time-resolved spectra were obtained and their spectral properties investigated using a fully Bayesian method. The time bins

were selected using the Bayesian block method (Scargle et al. 2013) in contrast to the signal-to-noise ratio method, employed in the previous time-resolved GRB spectral catalogue (Yu et al. 2016). A new statistical measure of the data significance (Vianello 2018) was also used to indicate various significance level.

We confirm the finding in previous catalogues that the cutoff power-law function is better than the Band function for most bursts, when considering the number of degrees of freedom. In the current study, we found that, among the frequently used empirical functions, a consistent description of the time-resolved spectra of GRB pulses could be achieved by using the power-law function with an exponential cutoff.

The distributions of the low-energy power-law slope and peak energy of the  $\nu F_\nu$  spectra from the highest-significance time bins are consistent to previous results, while the distribution of the high-energy slope, when using a Band function instead of a cutoff power-law, has a lower value than that of Yu et al. (2016). The latter study did not distinguish between single and composite pulses, which thus indicates that the high-energy slope observed in composite pulses might not be intrinsic in nature, but an effect of spectral evolution.

In contrast to previous catalogues, we also investigate the distribution of the maximal value of  $\alpha$  in each pulse. Assuming that one and the same emission mechanism operates through out the pulse, we show that majority of the pulses (60%) are inconsistent with synchrotron emission, solely based on the line-of-death of  $\alpha = -2/3$ .

Finally, we found that a majority of the pulses have a congruent, monotonic behaviour between the low-energy power-law index  $\alpha$  and the energy flux  $F$ , which is largely independent of the flux variation in the light curve. This parameter correlation is studied in detail in a separate paper (Ryde et al. 2019).

We wish to thank Damien Bégué, J. Michael Burgess, Liang Li, Daniel Mortlock, & Asaf Pe’er for contributions in different parts of the project. We also thank the anonymous referee for useful comments on the manuscript. This research made use of the High Energy Astrophysics Science Archive Research Center Online Service HEASARC at the NASA/Goddard Space Flight Center. We acknowledge support from the Swedish National Space Agency and the Swedish Research Council (Vetenskapsrådet). FR is supported by the Göran Gustafsson Foundation for Research in Natural Sciences and Medicine.

*Facilities:* *Fermi*/GBM

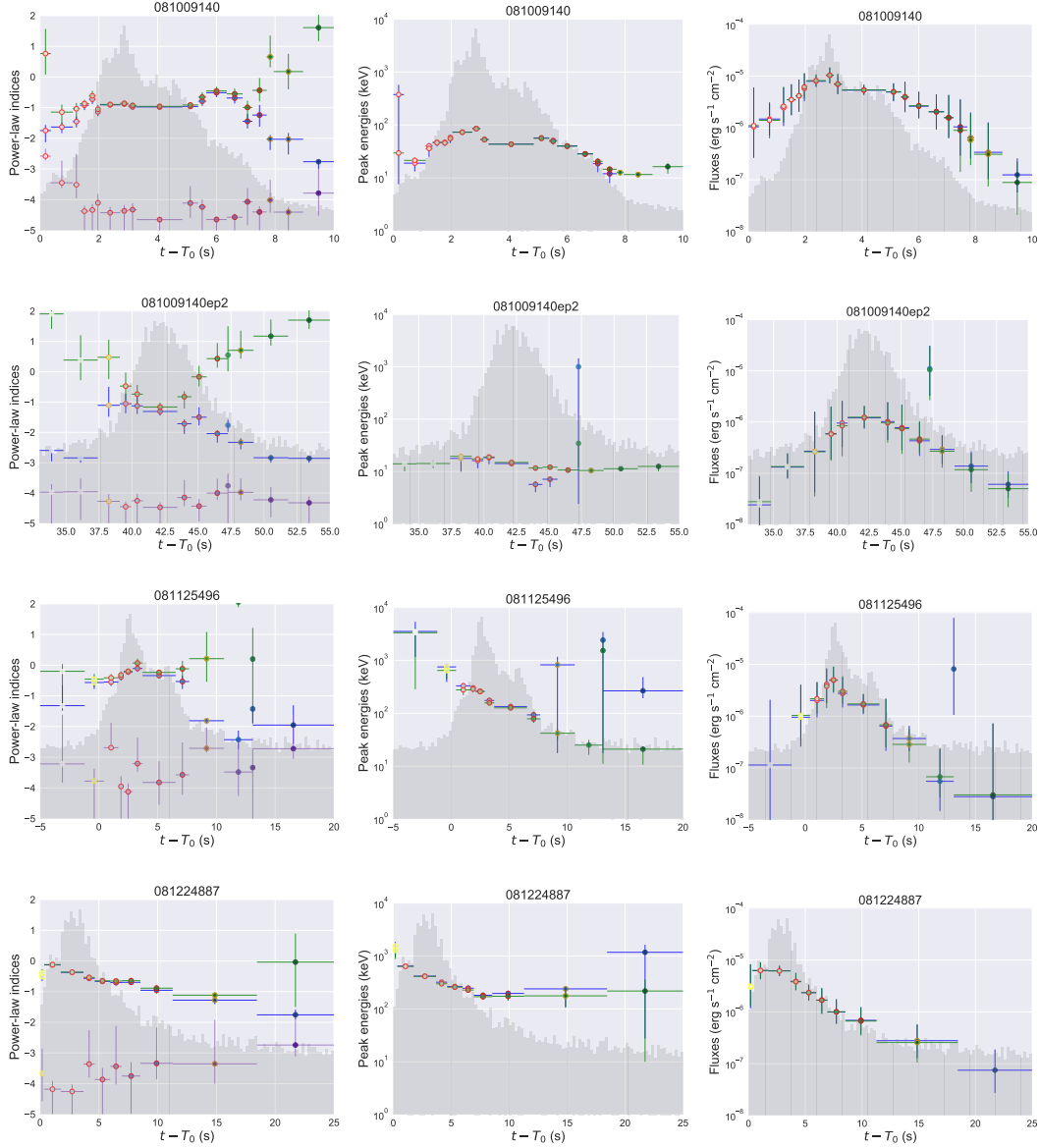
*Software:* 3ML (Vianello et al. 2015)

## REFERENCES

- |   |   |
|---|---|
| Abdo, A. A., Ackermann, M., Ajello, M.,<br>et al. 2009, ApJL, 706, L138 | Ackermann, M., Ajello, M., Baldini, L., et<br>al. 2010, ApJL, 717, L127 |
|---|---|

- Andrae, R., Schulze-Hartung, T., & Melchior, P. 2010, arXiv:1012.3754
- Axelsson, M., Baldini, L., Barbiellini, G., et al. 2012, ApJL, 757, L31
- Band, D., Matteson, J., Ford, L., et al. 1993, ApJ, 413, 281
- Barat, C., Lestrade, J. P., Dezalay, J.-P., et al. 2000, ApJ, 538, 152
- Basak R., Rao A. R., 2014, MNRAS, 442, 419
- Bissaldi, E., von Kienlin, A., Lichti, G., et al. 2009, Experimental Astronomy, 24, 47
- Borgonovo, L. and Ryde, F. 2001, ApJ, 548, 770
- Burgess, J. M., Bégué, D., Bacelj, A., et al. 2018, arXiv:1810.06965
- Burgess, J. M., Yu, H.-F., Greiner, J., & Mortlock, D. J. 2018, MNRAS, 476, 1427
- Burgess, J. M., Bégué, D., Ryde, F., et al. 2016, ApJ, 822, 63
- Burgess, J. M., Ryde, F., & Yu, H.-F. 2015, MNRAS, 451, 1511
- Burgess, J. M. 2014, MNRAS, 445, 2589
- Burgess, J. M., Preece, R. D., Ryde, F., et al. 2014, ApJL, 784, L43
- Burgess, J. M., Preece, R. D., Connaughton, V., et al. 2014, ApJ, 784, 17
- Burgess, J. M., Preece, R. D., Baring, M. G., et al. 2011, ApJ, 741, 24
- Calderone et al. 2015, MNRAS, 448, 403C
- Cash, W. 1979, ApJ, 228, 939
- Connaughton, V., Briggs, M. S., Goldstein, A., et al. 2015, ApJS, 216, 32
- Crider, A., Liang, E. P., Smith, I. A., et al. 1997, ApJL, 479, L39
- Firmani, C., Cabrera, J. I., Avila-Reese, V., Ghisellini, G., Ghirlanda, G., Nava, L., Bosnjak, Z. 2009, MNRAS, 393, 12091218
- Gelman, A., Hwang, J., Vehtari, A 2014, Statistics and Computing, 24, 6
- Ghirlanda, G., Celotti, A., & Ghisellini, G. 2002, A&A, 393, 409
- Ghirlanda, G., Celotti, A., & Ghisellini, G. 2003, A&A, 406, 879
- Ghirlanda, G., Nava, L., Ghisellini, G. 2010, A&A, 511, 43
- Goldstein, A., Burgess, J. M., Preece, R. D., et al. 2012, ApJS, 199, 19
- Golenetskii, S. V., Mazets, E. P., Aptekar, R. L., & Ilinskii, V. N. 1983, Nature, 306, 451
- González, M. M., Dingus, B. L., Kaneko, Y., et al. 2003, Nature, 424, 749
- Greiner, J., Burgess, J. M., Savchenko, V., & Yu, H.-F. 2016, ApJL, 827, L38
- Guiriec, S., Kouveliotou, C., Hartmann, D. H., et al. 2016b, ApJL, 831, L8
- Guiriec, S., Gonzalez, M. M., Sacahui, J. R., et al. 2016a, ApJ, 819, 79
- Guiriec, S., Mochkovitch, R., Piran, T., et al. 2015b, ApJ, 814, 10
- Guiriec, S., Kouveliotou, C., Daigne, F., et al. 2015a, ApJ, 807, 148
- Guiriec, S., Daigne, F., Hascoët, R., et al. 2013, ApJ, 770, 32
- Gruber, D., Goldstein, A., Weller von Ahlefeld, V., et al. 2014, ApJS, 211, 12
- Guiriec, S., Connaughton, V., Briggs, M. S., et al. 2011, ApJL, 727, L33
- Guiriec, S., Briggs, M. S., Connaughton, V., et al. 2010, ApJ, 725, 225
- Hakkila, J., & Giblin, T. W. 2006, ApJ, 646, 1086
- Kaneko, Y., Preece, R. D., Briggs, M. S., et al. 2006, ApJS, 166, 298
- Lazzati, D., Morsony, B. J., Margutti, R., & Begelman, M. C. 2013, ApJ, 765, 103
- Lloyd N. M., Petrosian V., 2000, ApJ, 543, 722
- Lloyd-Ronning, N. M., & Petrosian, V. 2002, ApJ, 565, 182
- Lu, R.-J., Wei, J.-J., Liang, E.-W., et al. 2012, ApJ, 756, 112
- Meegan, C., Lichti, G., Bhat, P. N., et al. 2009, ApJ, 702, 791
- Nappo F. et al., 2017, A&A, 598, A23
- Norris, J. P., Nemiroff, R. J., Bonnell, J. T., et al. 1996, ApJ, 459, 393
- Norris, J. P., Share, G. H., Messina, D. C., et al. 1986, ApJ, 301, 213
- Oganesyan, G., Nava, L., Ghirlanda, G., & Celotti, A. 2018, A&A, 616, A138
- Preece, R., Briggs, M. S., Mallozzi, R. S., Pendleton, G. N., Paciesas, W. S., Band, D. L. 1998, ApJ, 506, 23

- Ryde, F. & Svensson, R. 1999, *ApJ*, 512, 693
- Ryde, F. 2004, *ApJ*, 614, 827
- Ryde, F. 2005, *ApJ*, 625, 95
- Ryde, F., Axelsson, M., Zhang, B. B., et al. 2010, *ApJL*, 709, L172
- Ryde F., Peer A., et al. 2011, *MNRAS*, 415, 3693
- Ryde, F., Yu, H.-F., Dereli-Bégué, H., et al. 2019, *MNRAS*, 484, 1912
- Scargle, J. D., Norris, J. P., Jackson, B., & Chiang, J. 2013, arXiv:1304.2818
- Spiegelhalter, D. J., Best, N. G., Carlin, B. P., & van der Linde, A. 2002, *J. R. Statist. Soc. B*, 64, 583
- Vianello, G., Gill, R., Granot, J., et al. 2018, *ApJ*, 864, 163
- Vianello, G. 2018, *ApJS*, 236, 17
- Vianello, G., Lauer, R. J., Younk, P., et al. 2015, arXiv:1507.08343
- Yu, H.-F., Preece, R. D., Greiner, J., et al. 2016, *A&A*, 588, A135
- Zhang, B.-B., Uhm, Z. L., Connaughton, V., Briggs, M. S., & Zhang, B. 2016, *ApJ*, 816, 72
- Zhang, B.-B., Zhang, B., Castro-Tirado, A. J., et al. 2018, *Nature Astronomy*, 2, 69



**Figure 5.** Left panels: temporal evolution of  $\alpha$  (blue),  $\alpha_{\text{BAND}}$  (green), and  $\beta_{\text{BAND}}$  (purple). Middle panels: temporal evolution of  $E_p$  (blue) and  $E_{p,\text{BAND}}$  (green). Right panels: temporal evolution of  $F$  (blue) and  $F_{\text{BAND}}$  (green). Light curves are overlaid in grey colour. Data points with red, orange, yellow, and no circles indicate statistical significance  $S \geq 20$ ,  $20 > S \geq 15$ ,  $15 > S \geq 10$ , and  $S < 10$ , respectively. Color scale from light blue (start) to deep blue (end) shows temporal evolution. Many of the low-significance data points are marginally or not constrained, as seen from the huge negative-side error bars.

## APPENDIX

- A. PLOTS OF THE EVOLUTIONS
- B. PLOTS OF THE CORRELATIONS
- C. TABLES FOR ALL RESULTS

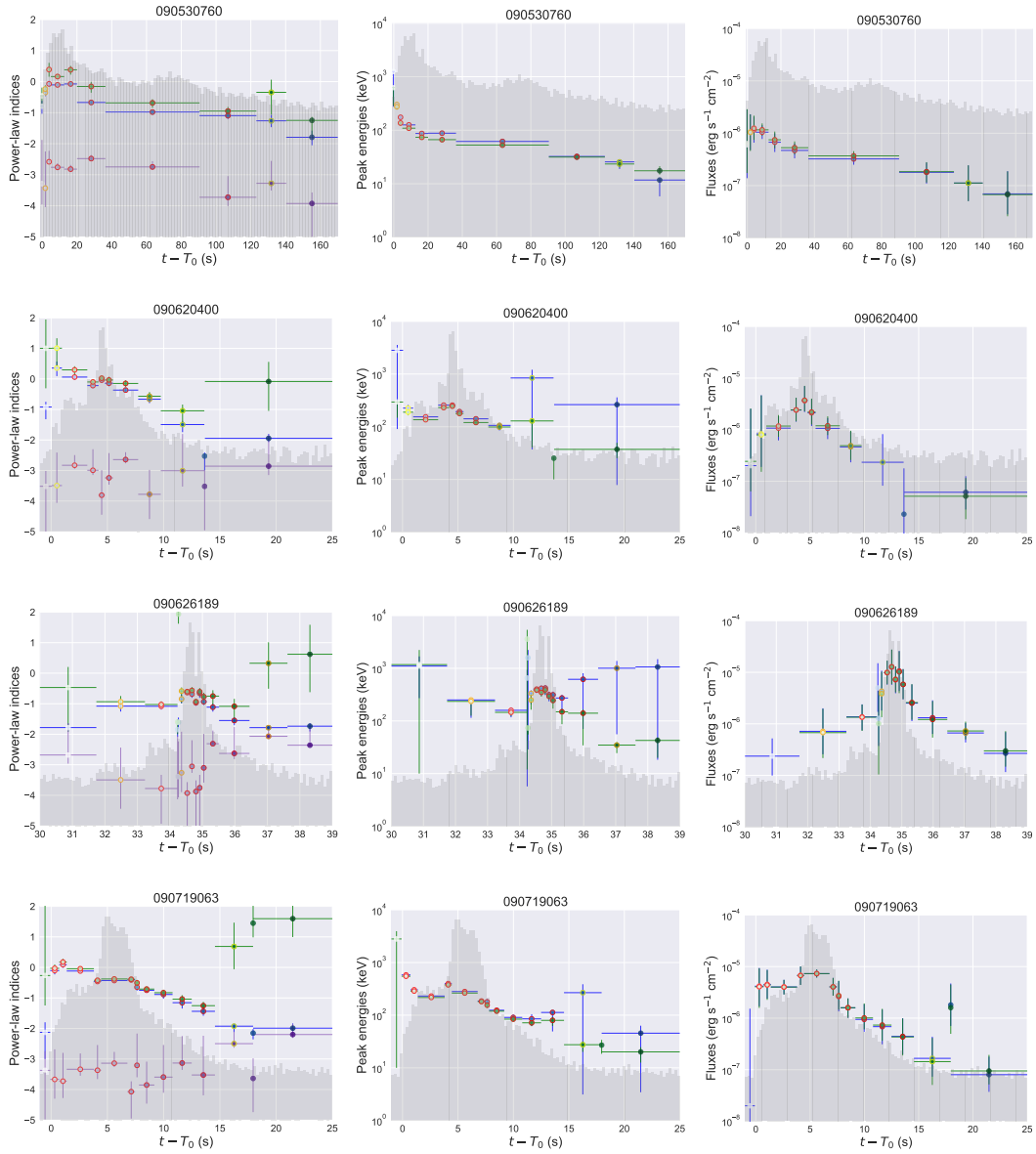


Figure 6. Same as Fig. 5.

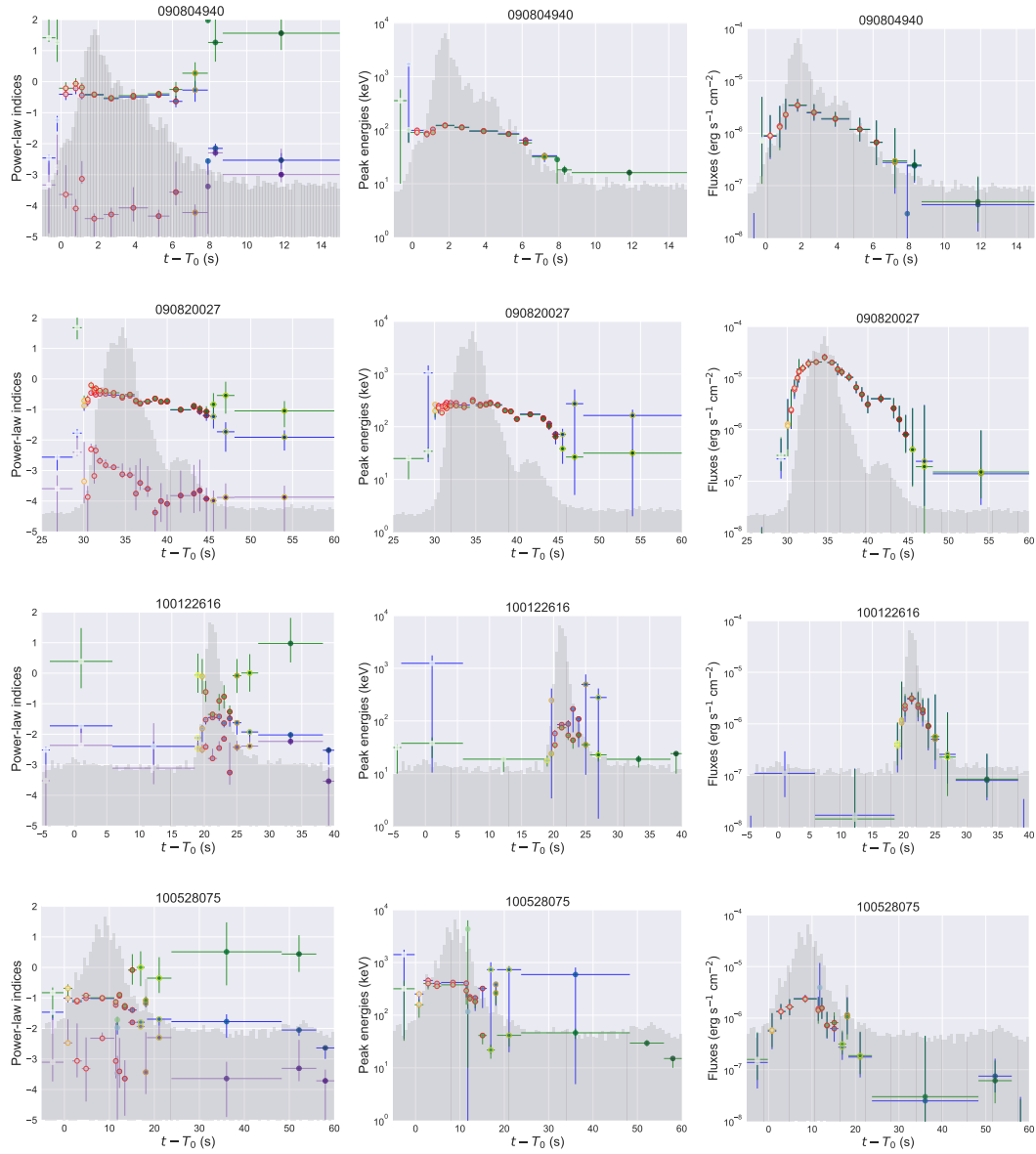


Figure 7. Same as Fig. 5.



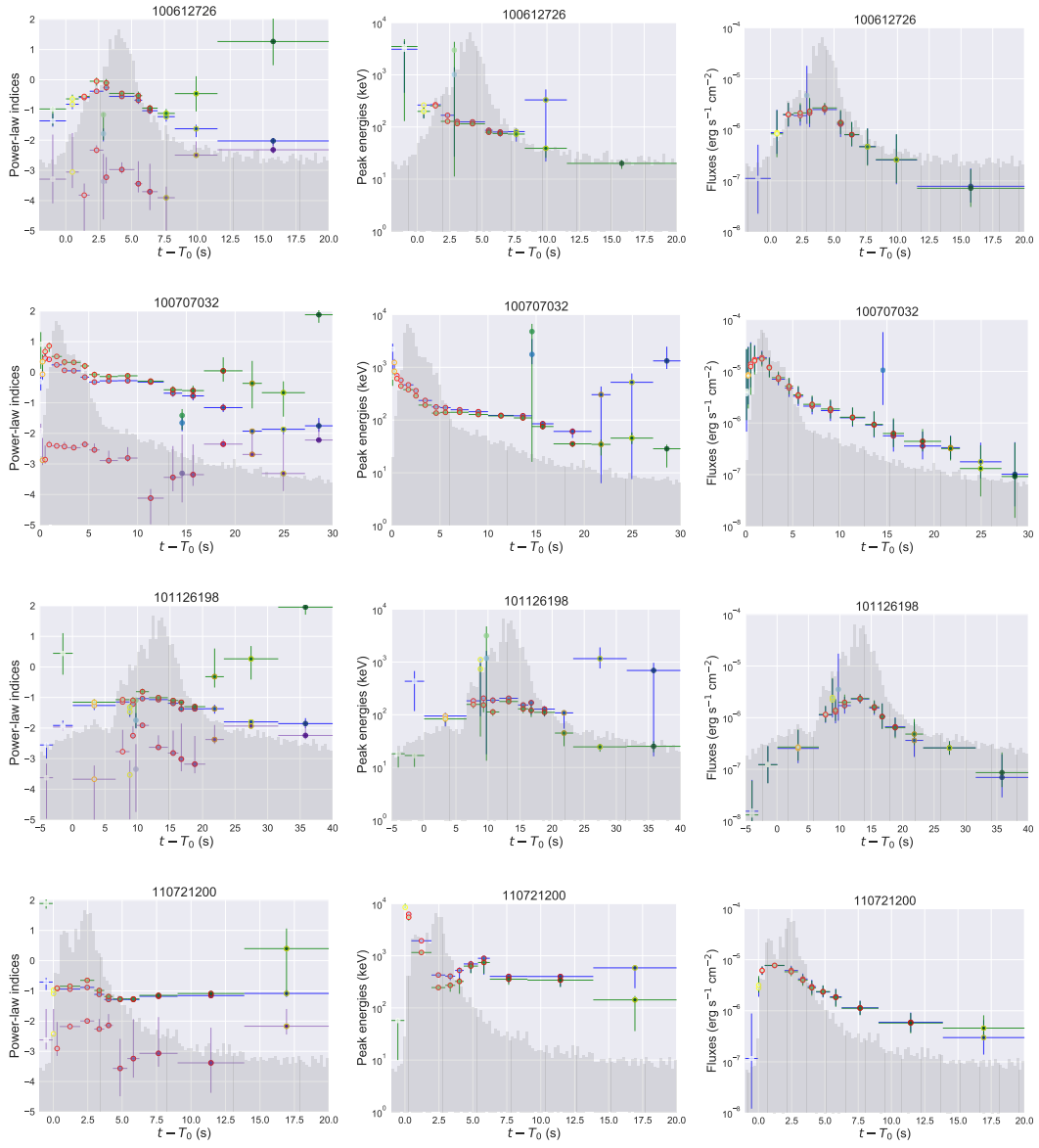


Figure 8. Same as Fig. 5.

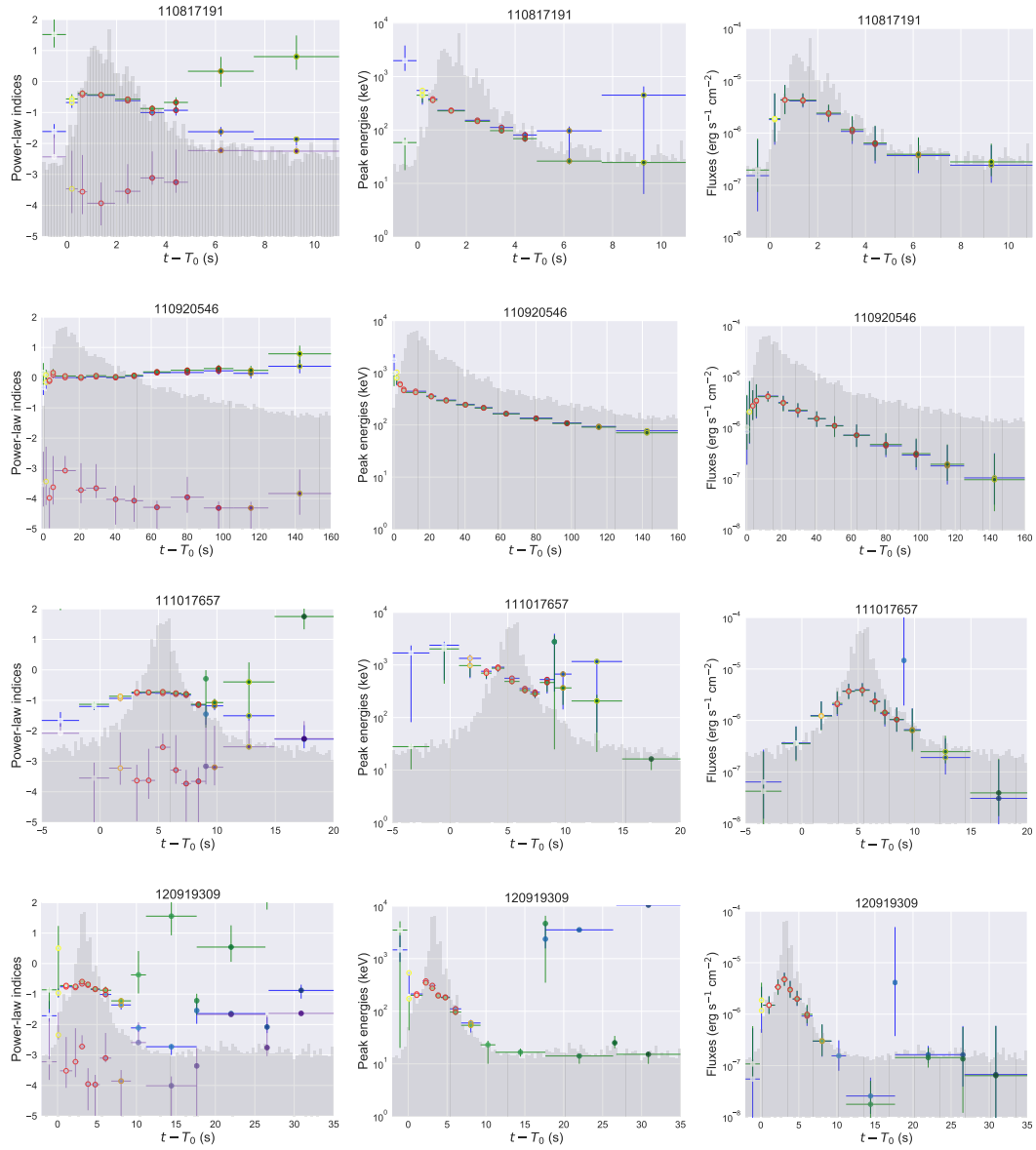


Figure 9. Same as Fig. 5.

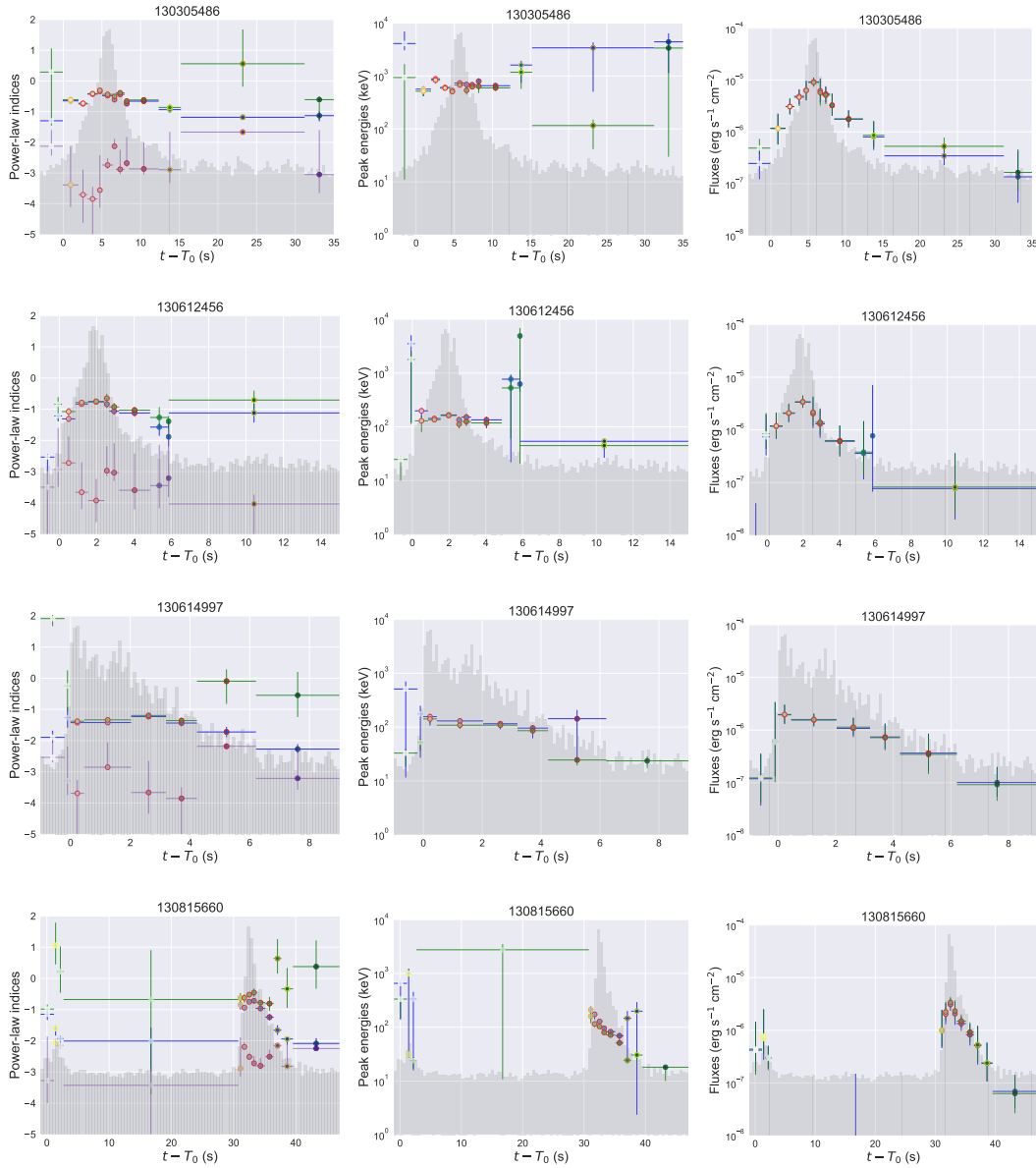


Figure 10. Same as Fig. 5.

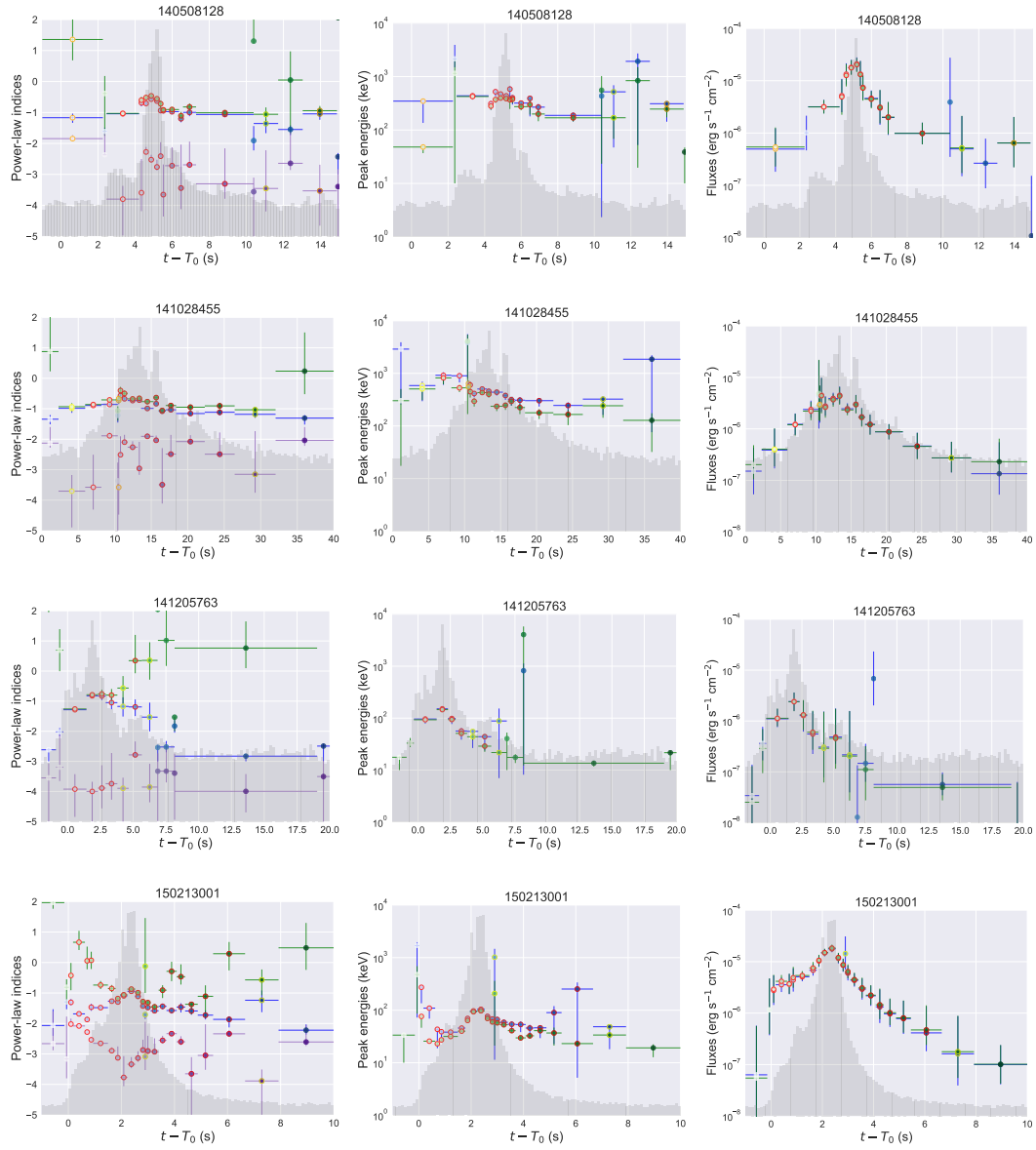


Figure 11. Same as Fig. 5.

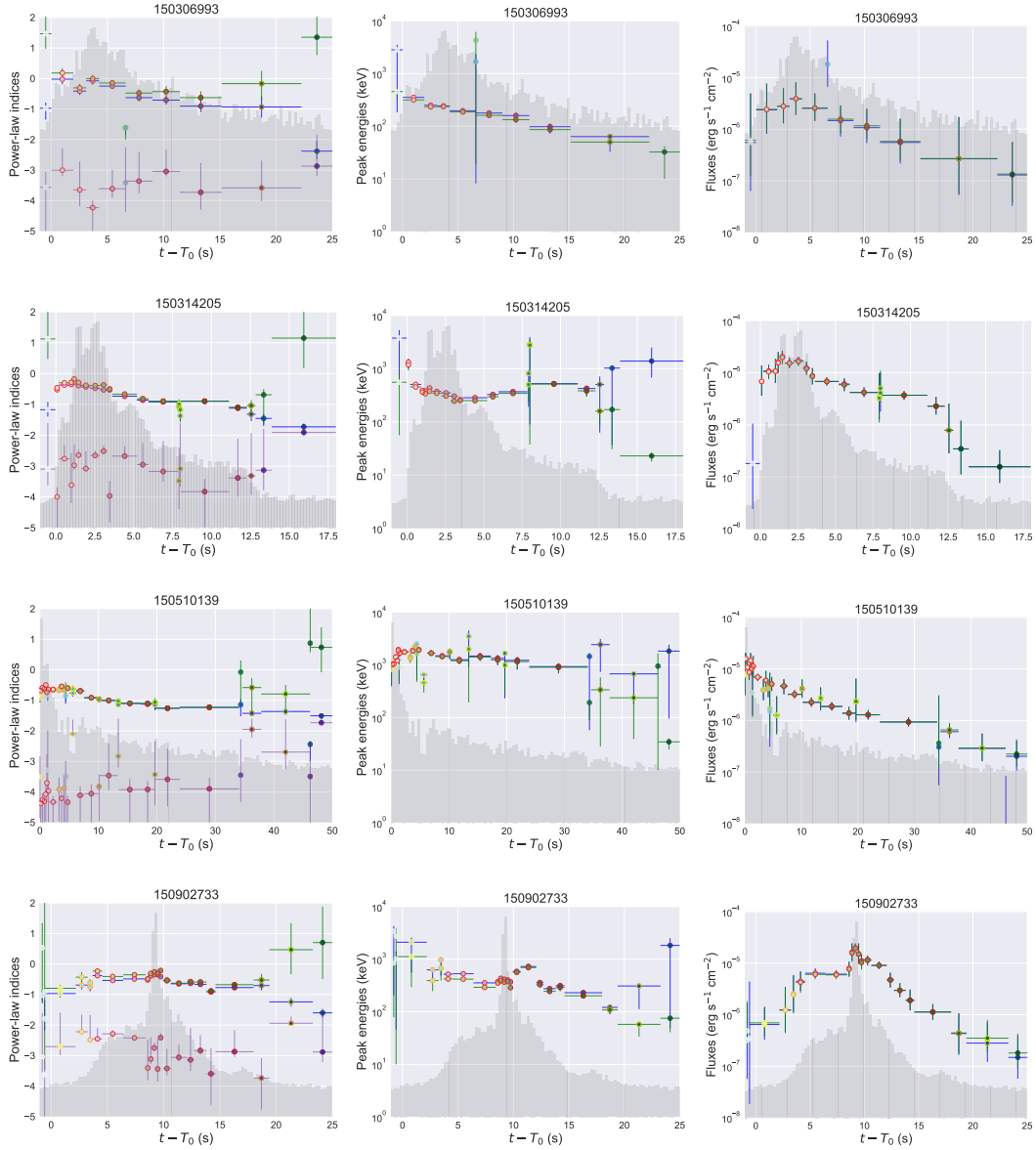


Figure 12. Same as Fig. 5.

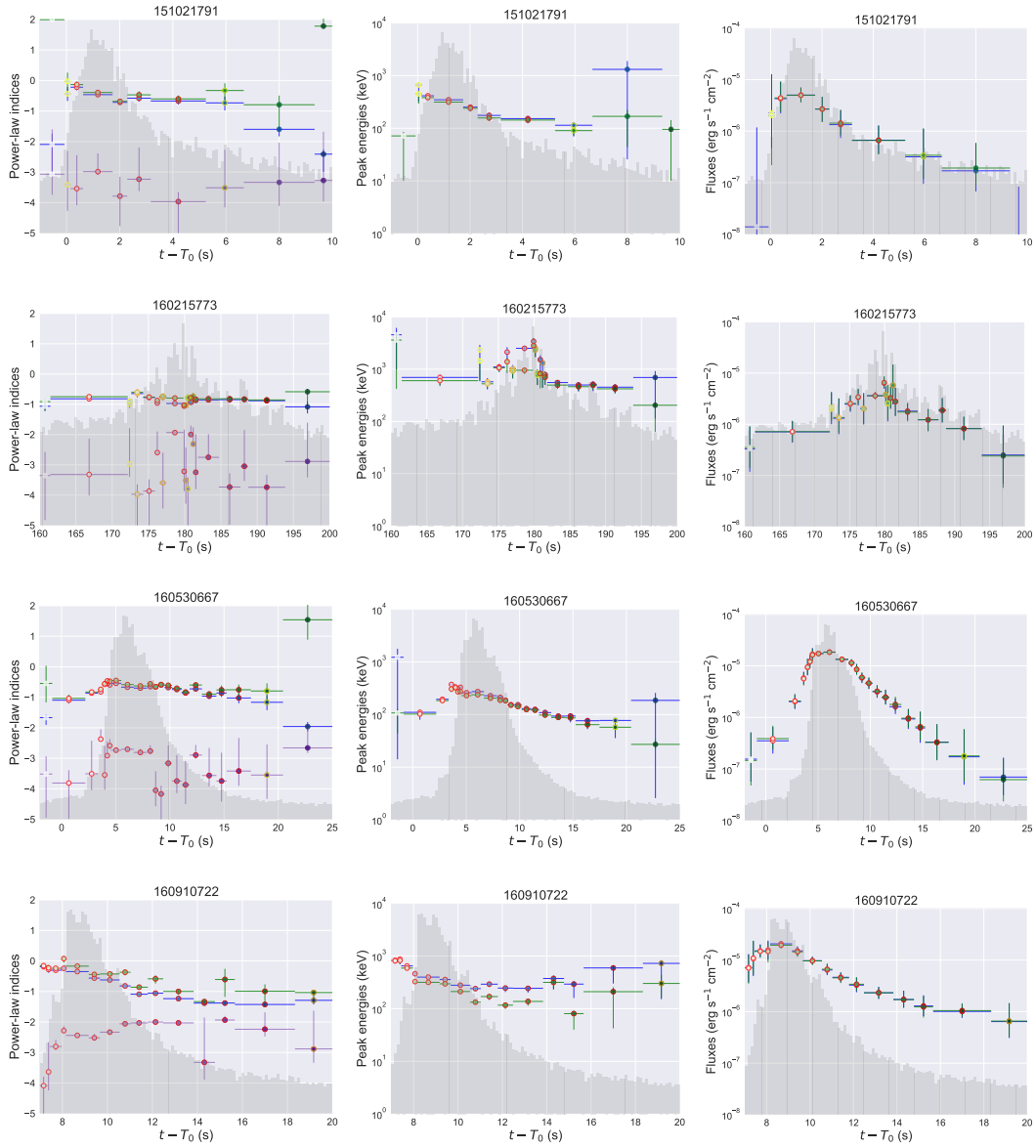


Figure 13. Same as Fig. 5.

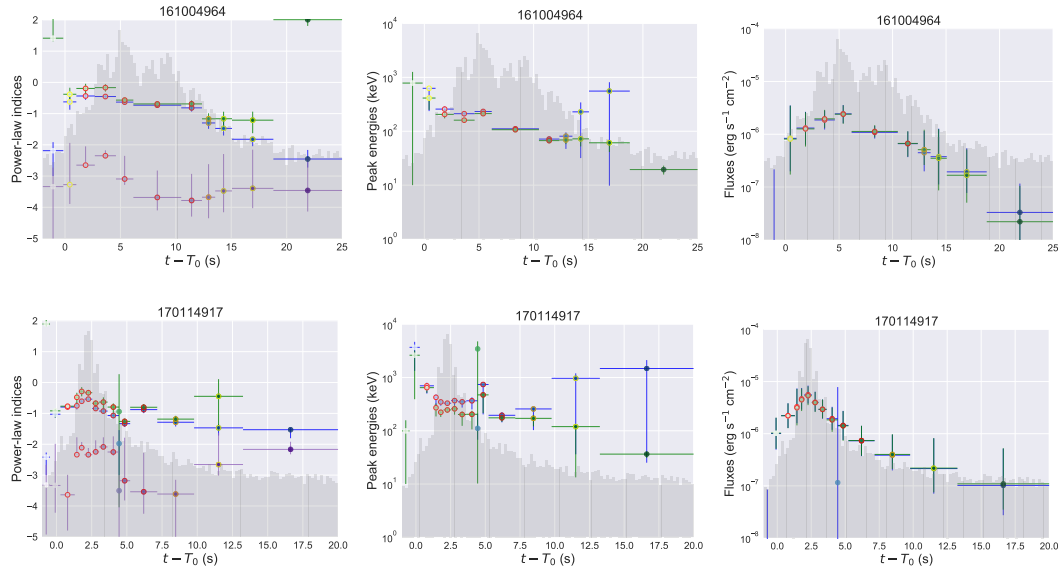
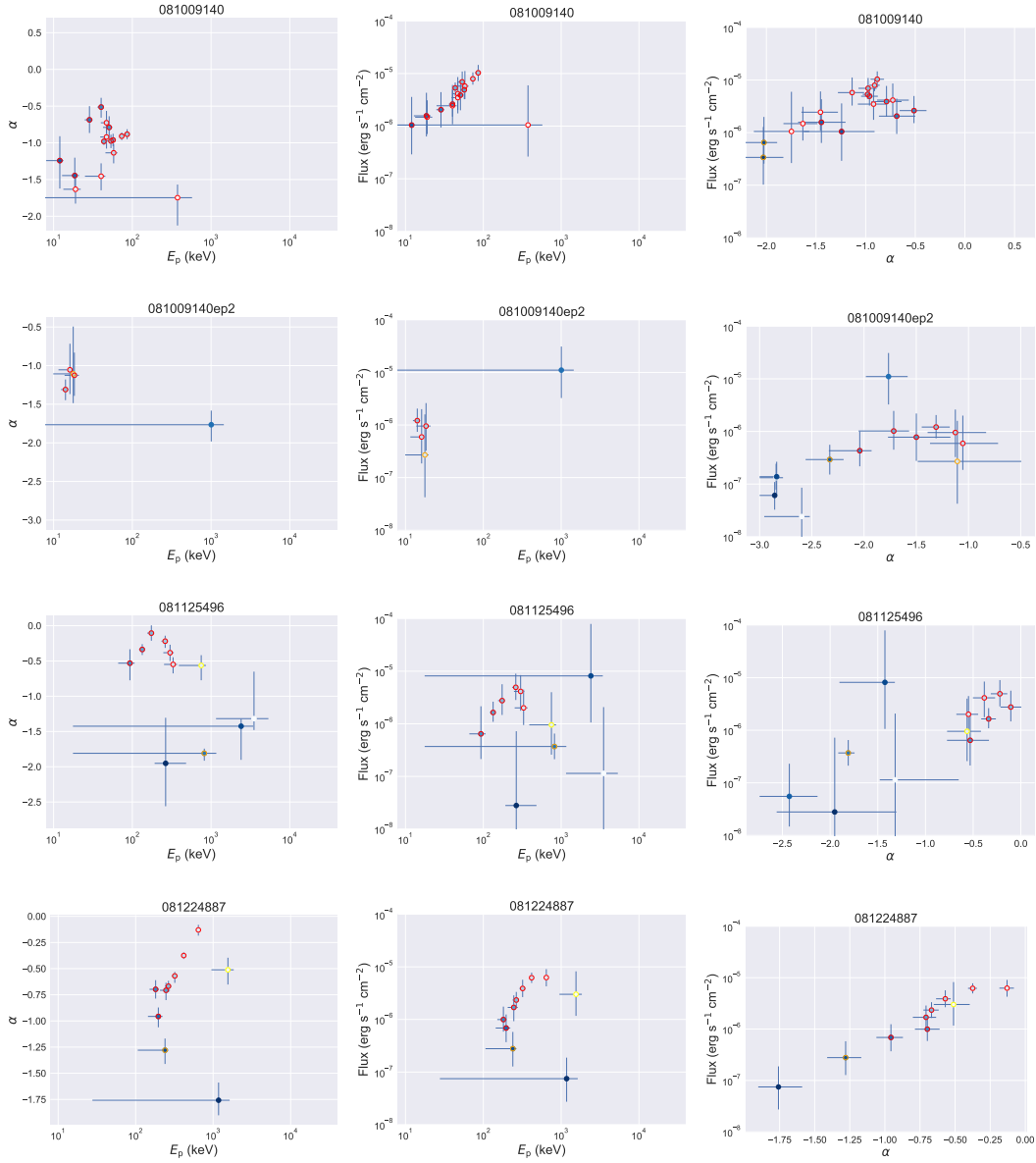


Figure 14. Same as Fig. 5.



**Figure 15.** Left panels: relation of  $E_p$ - $\alpha$ . Middle panels: relation of  $F$ - $E_p$ . Right panels: relation of  $F$ - $\alpha$ . Data points with red, orange, yellow, and no circles indicate statistical significance  $S \geq 20$ ,  $20 > S \geq 15$ ,  $15 > S \geq 10$ , and  $S < 10$ , respectively. Color scale from light blue (start) to deep blue (end) shows temporal evolution. Many of the low-significance data points are marginally or not constrained, as seen from the huge negative-side error bars.



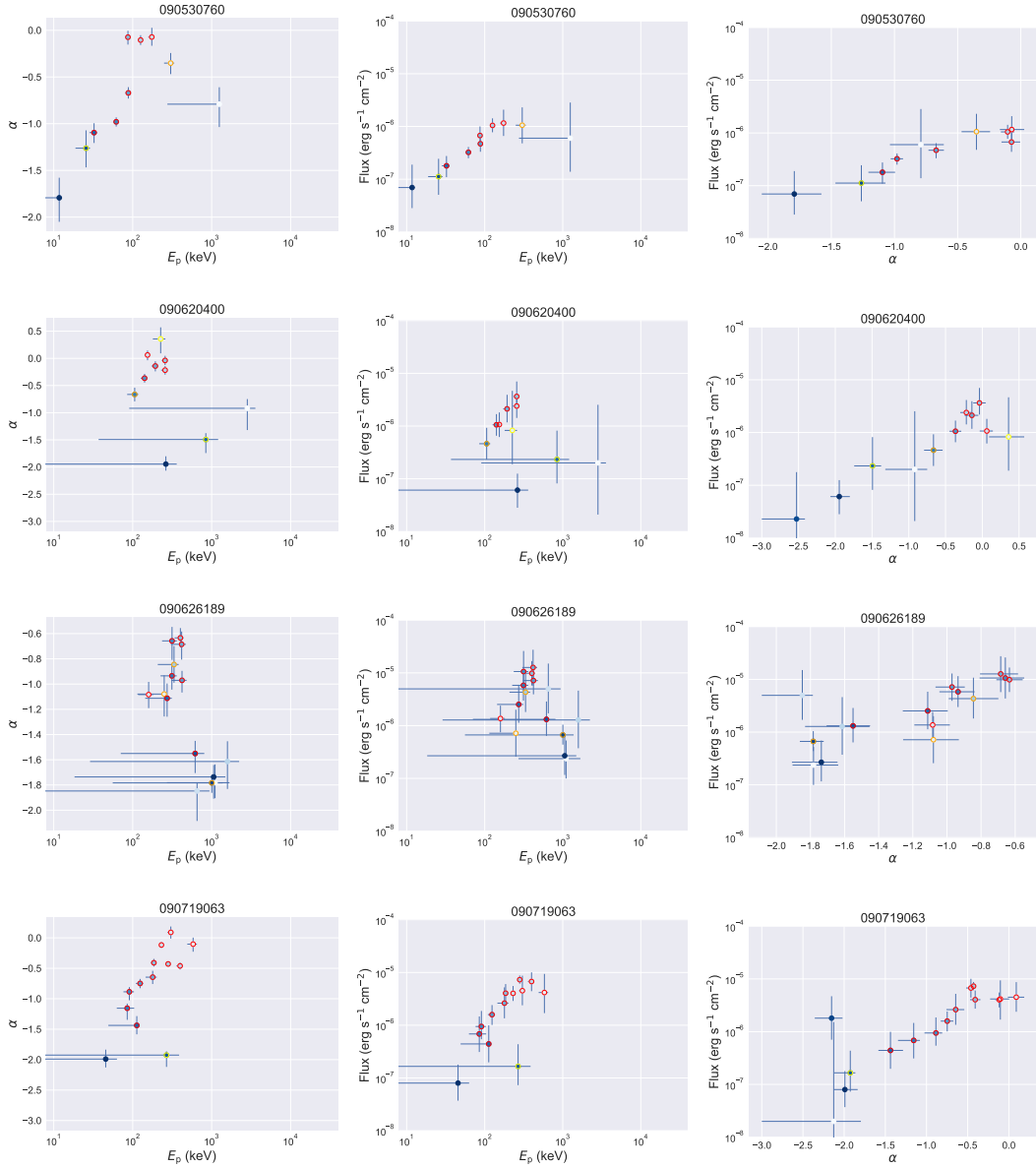


Figure 16. Same as Fig. 15.

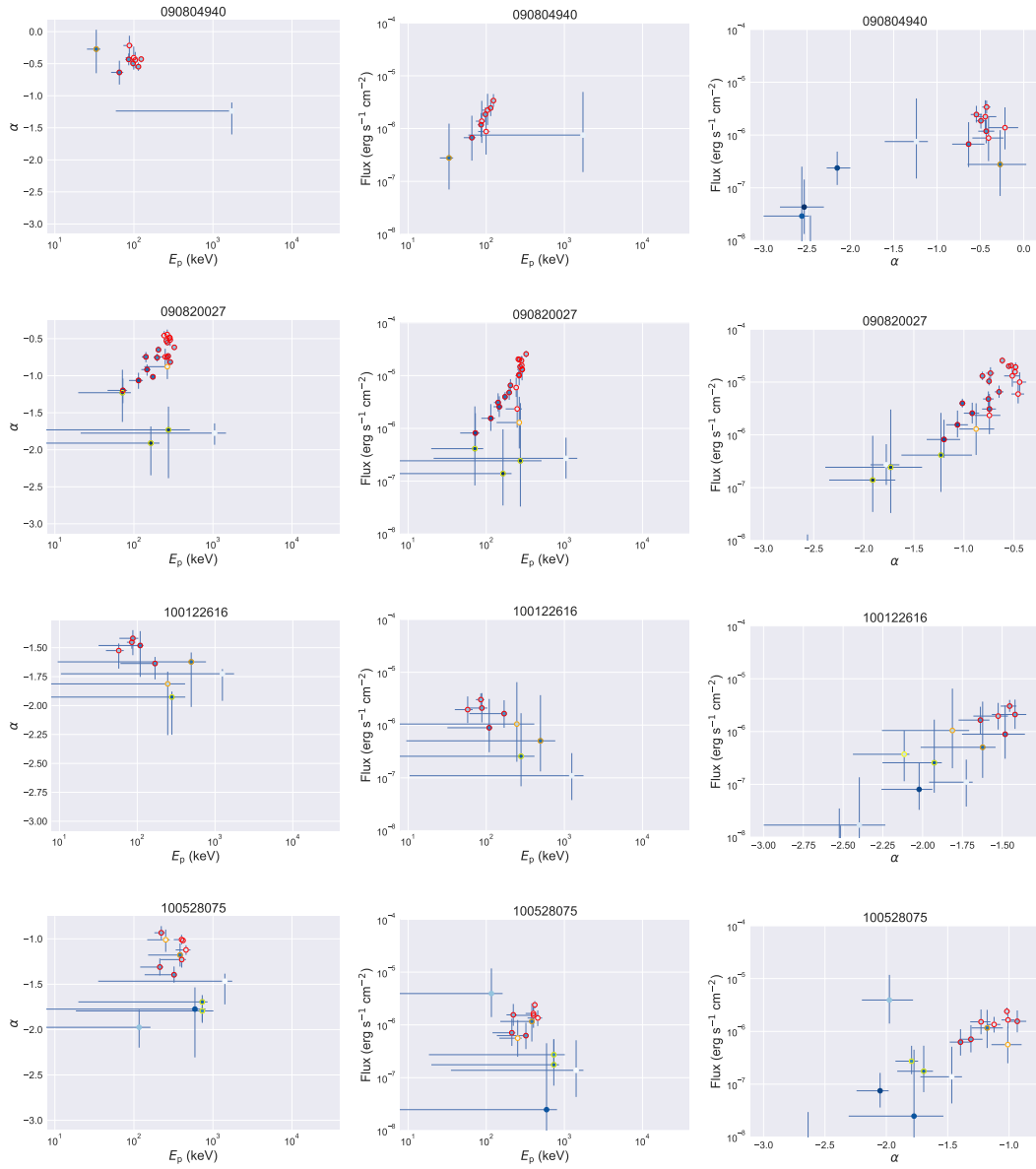


Figure 17. Same as Fig. 15.

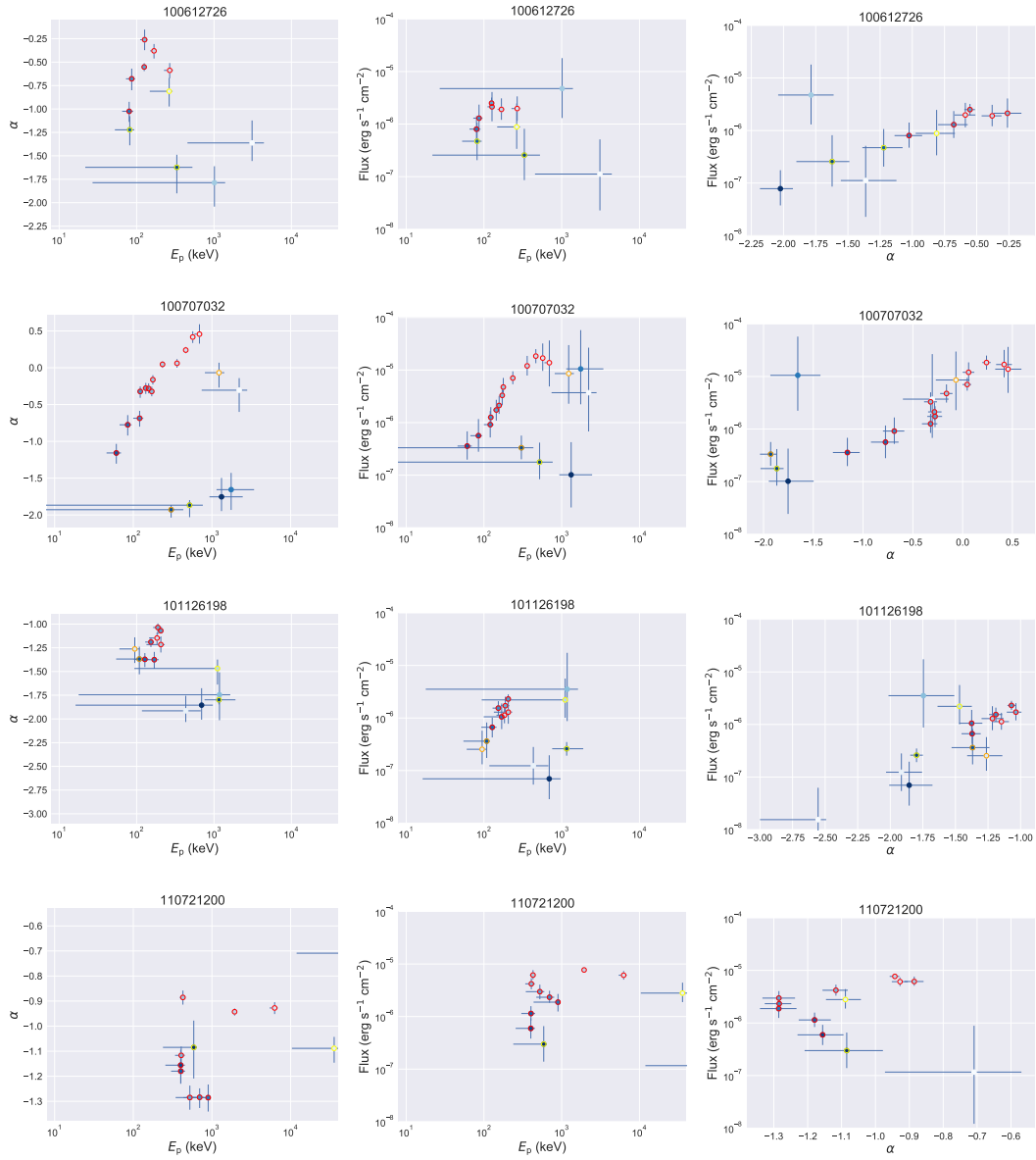


Figure 18. Same as Fig. 15.

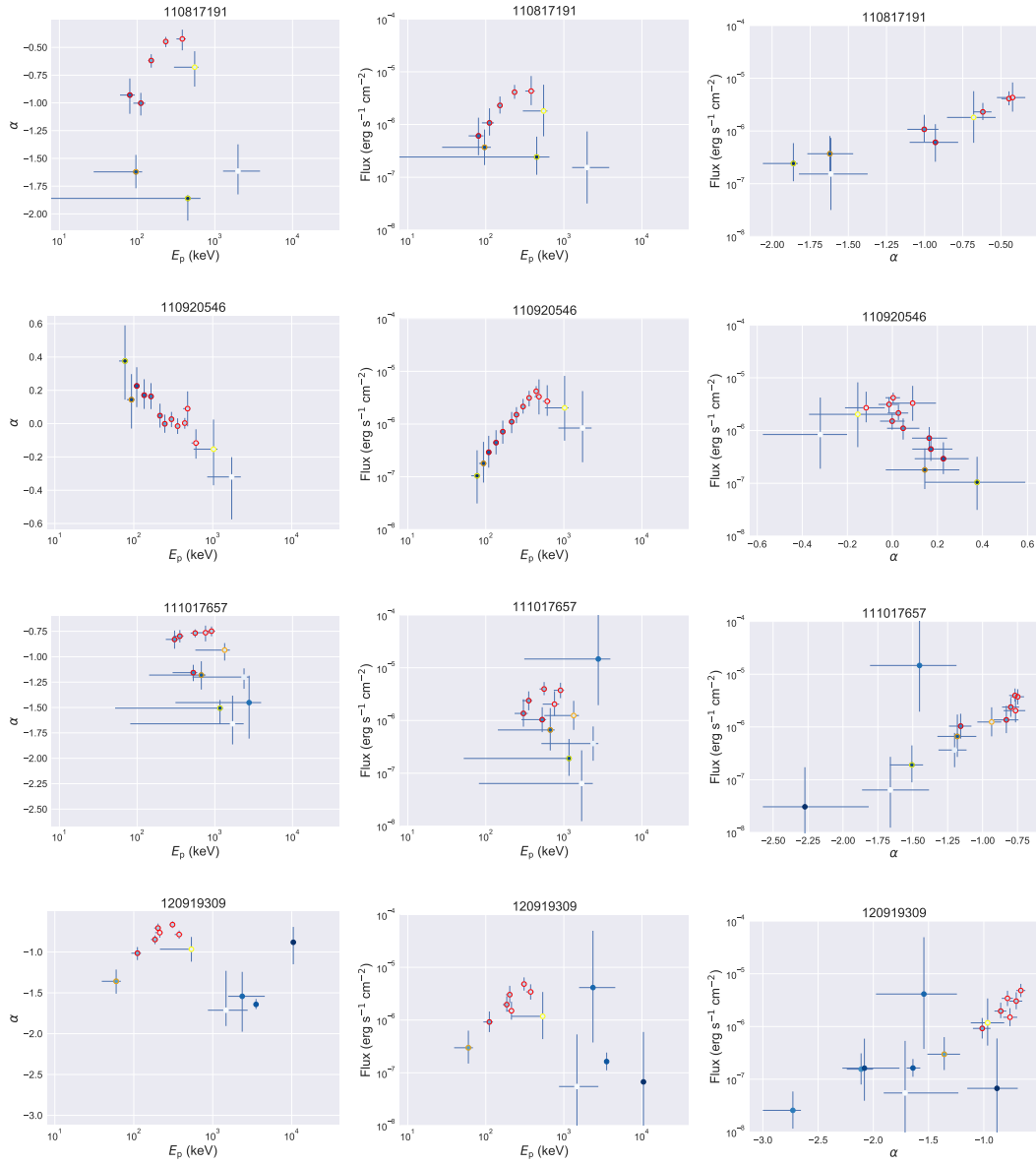


Figure 19. Same as Fig. 15.

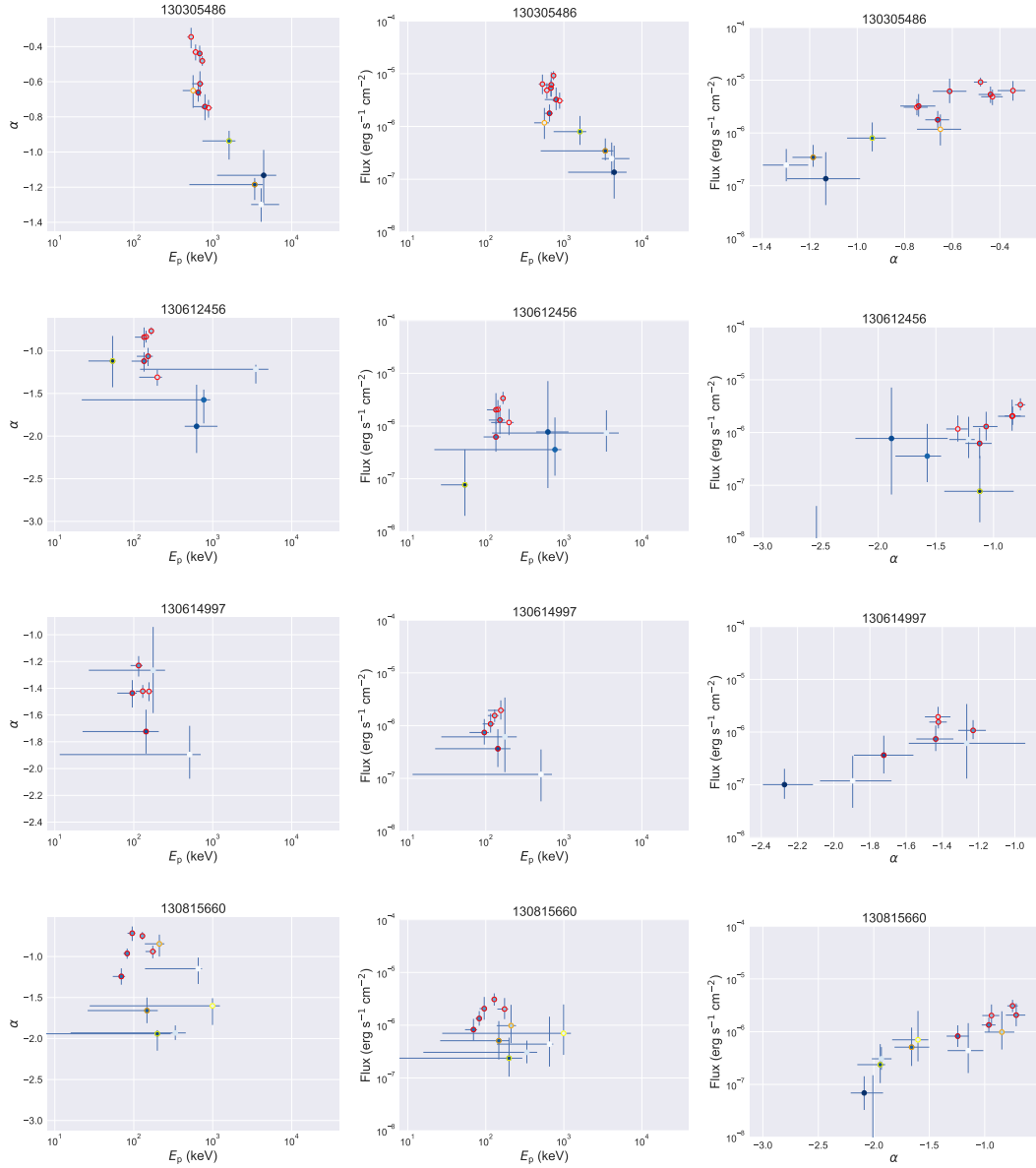


Figure 20. Same as Fig. 15.

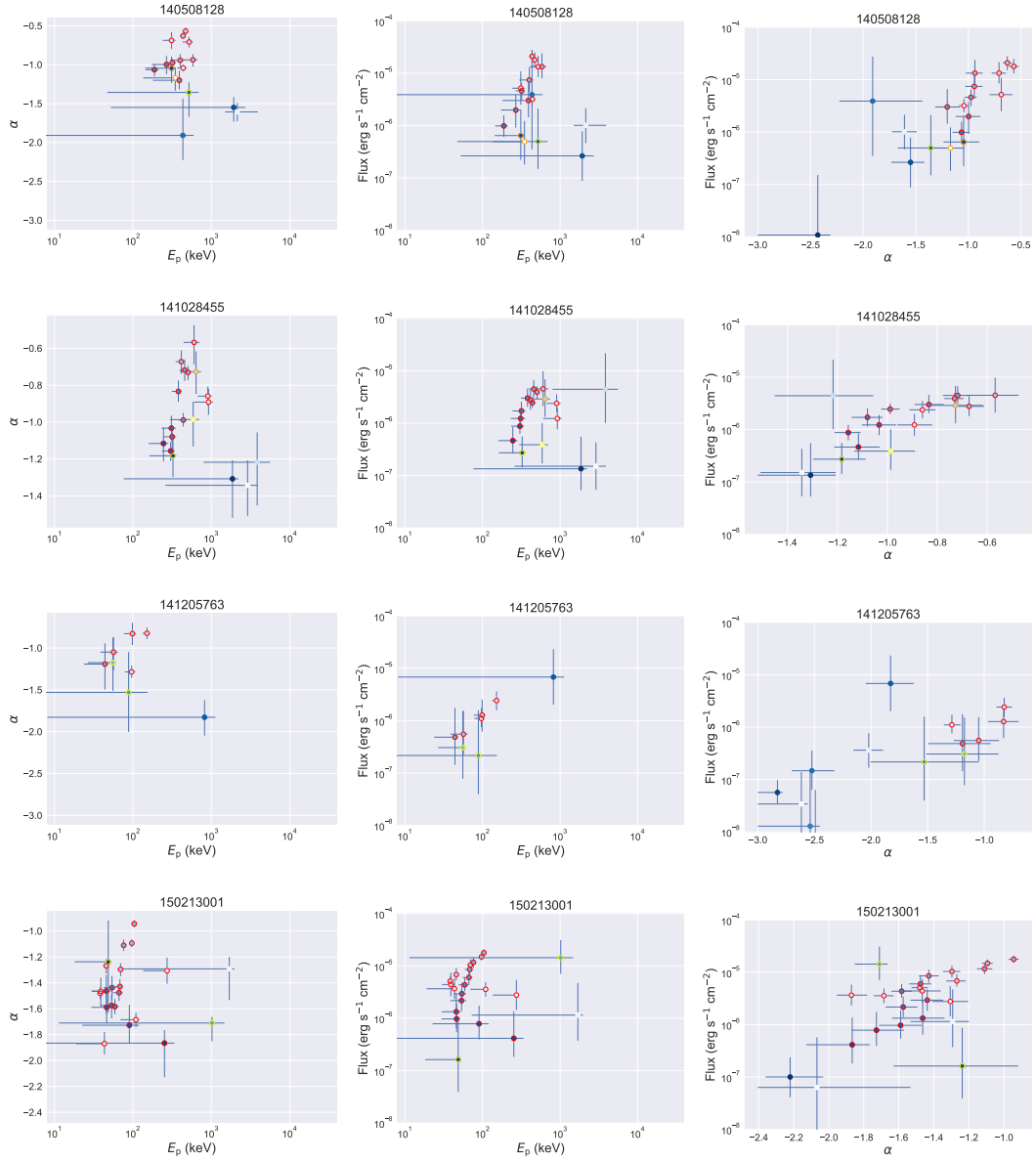


Figure 21. Same as Fig. 15.

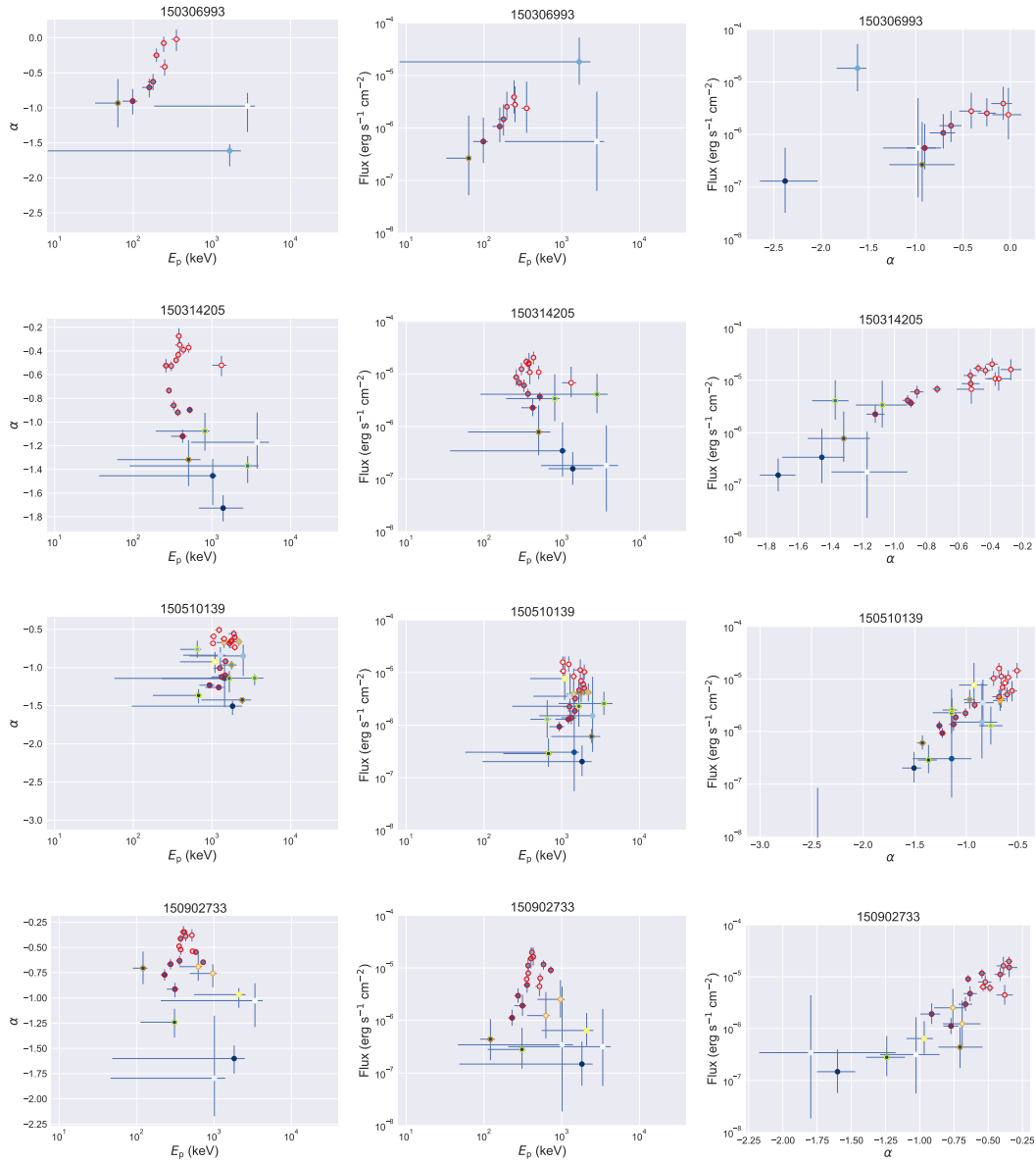


Figure 22. Same as Fig. 15.

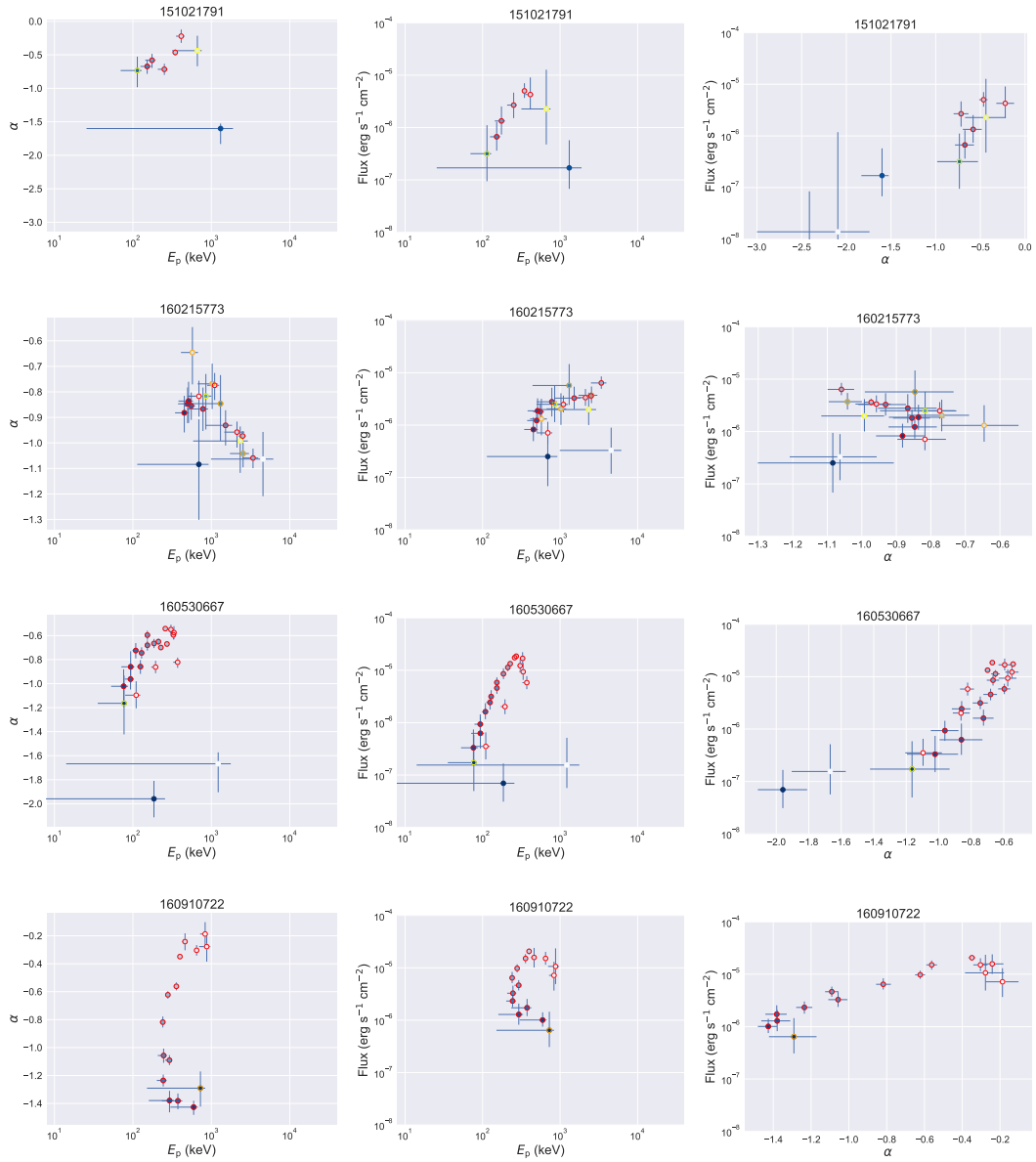


Figure 23. Same as Fig. 15.



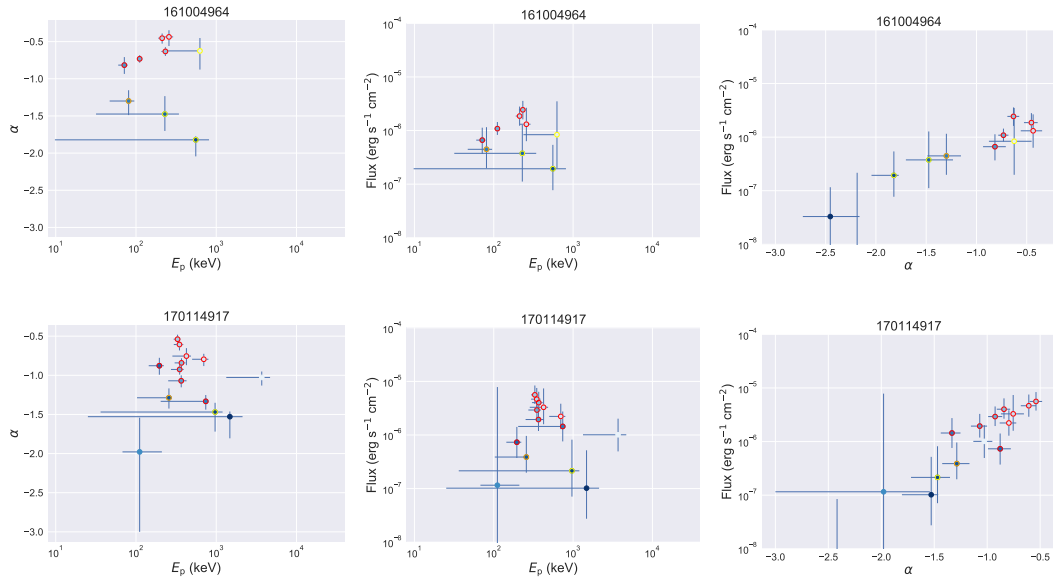


Figure 24. Same as Fig. 15.

**Table 3.** Time-resolved spectral analysis results of the first pulse of GRB081009140.

$t_{\text{start}}$	$t_{\text{stop}}$	$S$	$K$	$\alpha$	$E_c$	$E_p$	$F$	$K_{\text{BAND}}$	$\alpha_{\text{BAND}}$	$\beta_{\text{BAND}}$	$E_{p,\text{BAND}}$	$\tilde{F}_{\text{BAND}}$	$\Delta\text{DIC}$	$p_{\text{DIC}}$	$p_{\text{DIC,BAND}}$
(1)	(2)	(3)	(4)	(5)	(6)	(7)	(8)	(9)	(10)	(11)	(12)	(13)	(14)	(15)	(16)
0.00	0.37	21.26	$1.35^{+0.45}_{-1.15}$	$10^{+2}_{-1.75}$	$1485.52^{+786.01}_{-1455.41}$	$375.08^{+198.46}_{-367.47}$	$1.17^{+5.33}_{-0.87}$	$10^{-6}$	$0.76^{+0.80}_{-0.68}$	$-2.58^{+0.24}_{-0.25}$	$29.55^{+2.61}_{-2.85}$	$10^{+7.83}_{-104.80}$	$-7.921.87$	$-125.85$	$-1030.44$
0.37	1.11	47.27	$2.14^{+0.54}_{-1.04}$	$10^{+2}_{-1.63}$	$51.68^{+8.36}_{-13.47}$	$18.99^{+3.07}_{-5.68}$	$1.40^{+1.53}_{-0.89}$	$10^{-6}$	$-1.15^{+0.25}_{-0.45}$	$3.45^{+0.72}_{-0.17}$	$21.43^{+2.88}_{-1.85}$	$1.43^{+3.75}_{-1.08}$	$-236.43$	$-12.66$	$-242.95$
1.11	1.36	39.67	$1.60^{+0.34}_{-0.94}$	$10^{+2}_{-1.46}$	$73.67^{+9.67}_{-27.70}$	$40.13^{+5.27}_{-15.09}$	$2.49^{+3.50}_{-1.37}$	$10^{-6}$	$-1.04^{+0.19}_{-0.49}$	$-3.51^{+1.00}_{-0.44}$	$35.90^{+4.34}_{-3.65}$	$2.79^{+6.19}_{-2.00}$	$-212.93$	$-12.42$	$-220.78$
1.36	1.66	57.40	$4.82^{+1.12}_{-2.20}$	$10^{+1}_{-0.92}$	$43.56^{+4.64}_{-7.33}$	$47.02^{+5.01}_{-7.91}$	$3.49^{+3.35}_{-1.80}$	$10^{-6}$	$-0.87^{+0.12}_{-0.16}$	$4.38^{+0.18}_{-0.16}$	$46.32^{+1.91}_{-2.19}$	$3.49^{+1.78}_{-1.17}$	$4.66$	$-6.30$	$1.16$
1.66	1.89	58.50	$3.61^{+0.82}_{-1.81}$	$10^{+1}_{-0.73}$	$36.90^{+3.91}_{-5.64}$	$46.98^{+4.98}_{-7.18}$	$4.30^{+4.30}_{-2.28}$	$10^{-6}$	$-0.61^{+0.16}_{-0.18}$	$-4.34^{+0.20}_{-0.66}$	$45.78^{+2.10}_{-2.10}$	$4.20^{+2.67}_{-1.57}$	$5.61$	$-8.96$	$-1.60$
1.89	2.04	58.07	$1.18^{+0.26}_{-0.51}$	$10^{+2}_{-1.14}$	$67.09^{+7.75}_{-14.36}$	$57.95^{+6.69}_{-12.40}$	$6.06^{+5.55}_{-2.76}$	$10^{-6}$	$-1.05^{+0.14}_{-0.16}$	$4.10^{+0.29}_{-0.89}$	$55.36^{+3.00}_{-3.72}$	$6.12^{+3.20}_{-2.23}$	$0.58$	$-4.09$	$-0.11$
2.04	2.72	140.805	$0.96^{+0.75}_{-0.96}$	$10^{+1}_{-0.91}$	$67.28^{+3.93}_{-4.50}$	$73.36^{+4.28}_{-4.90}$	$8.06^{+2.44}_{-1.72}$	$10^{-6}$	$-0.90^{+0.05}_{-0.05}$	$4.43^{+0.19}_{-0.55}$	$72.69^{+1.77}_{-1.87}$	$8.19^{+1.28}_{-1.01}$	$-2.09$	$1.96$	$3.26$
2.72	3.00	102.355	$0.87^{+0.93}_{-1.32}$	$10^{+1}_{-0.88}$	$76.95^{+5.66}_{-7.33}$	$85.94^{+8.19}_{-8.19}$	$1.01^{+0.45}_{-0.31}$	$10^{-5}$	$-0.86^{+0.07}_{-0.08}$	$4.37^{+0.20}_{-0.63}$	$84.43^{+2.85}_{-3.59}$	$1.05^{+0.23}_{-0.17}$	$-0.25$	$1.28$	$3.00$
3.00	3.29	91.89	$9.24^{+1.64}_{-2.72}$	$10^{+1}_{-0.98}$	$52.22^{+4.26}_{-5.97}$	$53.52^{+4.36}_{-6.11}$	$6.73^{+4.00}_{-2.33}$	$10^{-6}$	$-0.93^{+0.09}_{-0.10}$	$-4.33^{+0.21}_{-0.67}$	$52.48^{+1.75}_{-1.96}$	$7.06^{+2.10}_{-1.70}$	$-0.22$	$-0.24$	$2.45$
3.29	4.84	181.028	$0.87^{+0.94}_{-1.23}$	$10^{+1}_{-0.98}$	$42.72^{+1.86}_{-2.14}$	$43.54^{+1.89}_{-2.18}$	$5.32^{+1.33}_{-1.01}$	$10^{+0}$	$-0.96^{+0.05}_{-0.05}$	$-4.65^{+0.05}_{-0.35}$	$43.23^{+0.74}_{-0.67}$	$5.40^{+0.98}_{-0.76}$	$0.44$	$2.06$	$2.95$
4.84	5.38	93.03	$5.77^{+0.98}_{-1.55}$	$10^{+1}_{-0.96}$	$54.84^{+4.14}_{-5.96}$	$56.95^{+6.19}_{-6.19}$	$4.85^{+2.37}_{-1.56}$	$10^{-6}$	$-0.91^{+0.08}_{-0.09}$	$-4.11^{+0.53}_{-0.49}$	$55.71^{+1.79}_{-2.14}$	$4.92^{+1.46}_{-1.02}$	$-1.90$	$-0.04$	$2.73$
5.38	5.65	58.32	$3.50^{+0.72}_{-1.73}$	$10^{+1}_{-0.79}$	$41.98^{+4.19}_{-6.92}$	$50.80^{+5.07}_{-8.08}$	$3.97^{+2.03}_{-2.03}$	$10^{-6}$	$-0.60^{+0.16}_{-0.18}$	$-4.24^{+0.24}_{-0.76}$	$49.09^{+2.10}_{-2.14}$	$3.88^{+2.18}_{-1.47}$	$3.14$	$-7.04$	$-1.53$
5.65	6.35	75.49	$1.68^{+0.37}_{-0.70}$	$10^{+1}_{-0.51}$	$27.01^{+2.07}_{-2.79}$	$40.16^{+3.08}_{-4.15}$	$2.56^{+2.03}_{-1.10}$	$10^{-6}$	$-0.40^{+0.14}_{-0.14}$	$4.65^{+0.09}_{-0.35}$	$39.63^{+1.08}_{-1.01}$	$2.66^{+1.46}_{-0.93}$	$8.07$	$-8.16$	$-0.82$
6.35	6.89	57.49	$3.42^{+0.77}_{-1.81}$	$10^{+1}_{-0.69}$	$21.74^{+2.21}_{-2.78}$	$28.55^{+2.45}_{-3.65}$	$1.92^{+2.27}_{-1.02}$	$10^{-6}$	$-0.55^{+0.18}_{-0.23}$	$-4.57^{+0.12}_{-0.43}$	$28.22^{+1.34}_{-1.06}$	$2.10^{+2.03}_{-1.05}$	$1.07$	$-13.85$	$-13.43$
6.89	7.22	38.60	$2.12^{+0.39}_{-1.45}$	$10^{+2}_{-1.45}$	$33.53^{+4.42}_{-10.41}$	$18.58^{+2.45}_{-5.77}$	$1.70^{+2.94}_{-1.02}$	$10^{-6}$	$-0.99^{+0.22}_{-0.45}$	$-4.07^{+0.44}_{-0.77}$	$20.50^{+2.78}_{-2.13}$	$1.63^{+3.84}_{-1.18}$	$-129.60$	$-24.08$	$-149.93$
7.22	7.71	31.50	$1.84^{+0.31}_{-1.51}$	$10^{+2}_{-1.24}$	$15.83^{+1.77}_{-5.22}$	$12.00^{+1.34}_{-3.95}$	$9.38^{+24.68}_{-6.49}$	$10^{-7}$	$-0.44^{+0.40}_{-0.36}$	$-4.40^{+0.19}_{-0.60}$	$14.57^{+1.40}_{-1.42}$	$1.07^{+3.98}_{-0.85}$	$-83.98$	$-65.80$	$-146.92$
7.71	7.95	15.08	$6.11^{+3.88}_{-1.32}$	$10^{+2}_{-2.02}$	$36.51^{+3.66}_{-24.80}$	$-0.90^{+0.09}_{-0.61}$	$6.17^{+12.35}_{-3.80}$	$10^{+2}$	$0.65^{+0.70}_{-0.34}$	$-4.01^{+0.69}_{-0.41}$	$12.68^{+1.19}_{-1.66}$	$6.96^{+65.80}_{-6.29}$	$-122.81$	$-32.70$	$-152.33$
7.95	8.95	15.27	$4.70^{+1.57}_{-3.90}$	$10^{+2}_{-2.03}$	$19.81^{+1.29}_{-9.81}$	$-0.61^{+0.04}_{-0.30}$	$3.22^{+9.24}_{-2.25}$	$10^{-7}$	$0.18^{+0.58}_{-0.58}$	$-4.41^{+0.17}_{-0.59}$	$11.59^{+0.59}_{-1.38}$	$2.92^{+36.42}_{-2.68}$	$-672.65$	$-34.82$	$-707.46$
8.95	10.00	5.45	$3.36^{+1.38}_{-1.93}$	$10^{+2}_{-2.70}$	$4946.77^{+1892.03}_{-4908.87}$	$-3771.55^{+1442.54}_{-3742.65}$	$1.21^{+1.48}_{-0.68}$	$10^{-7}$	$1.61^{+0.81}_{-0.44}$	$-3.79^{+0.79}_{-0.74}$	$16.30^{+2.83}_{-4.33}$	$8.36^{+99.21}_{-7.87}$	$-70.97$	$0.73$	$-70.73$

NOTE—Time-resolved spectral analysis results of the first pulse of GRB081009140. Columns (1) and (2) list the start and stop times (in units of s) of the Bayesian block time bins. Column (3) lists the significance of the bin. Columns (4) - (6) list the best-fit parameters for the CPL model. Column (7) lists the derived values of  $E_p$  for the CPL model. Column (8) lists the derived CPL energy flux. Columns (9) - (12) list the best-fit parameters for the BAND model. Column (13) lists the derived BAND energy flux. Column (14) list the difference between the Deviance Information Criterion (DIC) for the CPL and BAND model,  $\Delta\text{DIC} = \text{DIC}_{\text{BAND}} - \text{DIC}_{\text{CPL}}$ . Columns (15) and (16) list the effective number of parameters for the CPL and BAND model, respectively. All time parameters have units of s, normalisations have units of  $\text{ph s}^{-1} \text{cm}^{-2} \text{keV}^{-1}$ , energies have units of keV, and fluxes have units of  $\text{erg s}^{-1} \text{cm}^{-2}$ . N/A means that a reliable value of the flux could not be computed due to large errors in the fitted parameters.

Table 4. Time-resolved spectral analysis results of the second pulse of GRB081009140.

$t_{\text{start}}$	$t_{\text{stop}}$	$S$	$K$	$\alpha$	$E_c$	$E_p$	$F$	$K_{\text{BAND}}$	$\alpha_{\text{BAND}}$	$\beta_{\text{BAND}}$	$E_{p,\text{BAND}}$	$F_{\text{BAND}}$	$\Delta\text{DIC}$	$\text{PDIC}$	$\text{PDIC}_{\text{BAND}}$			
(1)	(2)	(3)	(4)	(5)	(6)	(7)	(8)	(9)	(10)	(11)	(12)	(13)	(14)	(15)	(16)			
33.0034	81.1	9.1	4.83 <sup>+1.87</sup> <sub>-4.83</sub>	$\times 10^{+1}$	-2.60 <sup>+0.08</sup> <sub>-0.36</sub>	4853.16 <sup>+1902.21</sup> <sub>-4842.68</sub>	2.55 <sup>+5.50</sup> <sub>-1.87</sub>	$\times 10^{-8}$	3.12 <sup>+1.11</sup> <sub>-3.12</sub>	$\times 10^{+2}$	1.91 <sup>+0.71</sup> <sub>-0.49</sub>	-3.98 <sup>+0.27</sup> <sub>-1.02</sub>	13.99 <sup>+0.53</sup> <sub>-3.99</sub>	$2.09^{+35.25}$	$\times 10^{-8}$	4.04	0.65	-2.47
34.8137	40.8	37.4	4.41 <sup>+1.68</sup> <sub>-1.47</sub>	$\times 10^{+2}$	-2.84 <sup>+0.07</sup> <sub>-0.16</sub>	4776.67 <sup>+1812.37</sup> <sub>-4750.37</sub>	1.37 <sup>+1.20</sup> <sub>-0.59</sub>	$\times 10^{-7}$	2.54 <sup>+0.78</sup> <sub>-2.53</sub>	$\times 10^{+1}$	0.39 <sup>+0.82</sup> <sub>-0.67</sub>	-3.96 <sup>+0.44</sup> <sub>-0.93</sub>	14.18 <sup>+2.15</sup> <sub>-2.57</sub>	6.98 <sup>+127.50</sup> <sub>-6.52</sub>	$\times 10^{-8}$	766.57	0.00	-805.18
37.4039	0715.	723.33	3.15 <sup>+0.08</sup> <sub>-3.15</sub>	$\times 10^{+1}$	-1.11 <sup>+0.61</sup> <sub>-0.38</sub>	19.88 <sup>+2.22</sup> <sub>-8.80</sub>	3.37 <sup>+14.91</sup> <sub>-2.91</sub>	$\times 10^{-7}$	2.26 <sup>+0.70</sup> <sub>-2.24</sub>	$\times 10^{+1}$	0.48 <sup>+0.58</sup> <sub>-0.71</sub>	-4.28 <sup>+0.24</sup> <sub>-0.72</sub>	19.50 <sup>+1.76</sup> <sub>-1.88</sub>	2.48 <sup>+23.19</sup> <sub>-2.26</sub>	$\times 10^{-7}$	-643.38	-172.52	-815.60
39.0739	9626.	345.63	4.50 <sup>+0.80</sup> <sub>-4.50</sub>	$\times 10^{+1}$	-1.05 <sup>+0.34</sup> <sub>-0.31</sub>	17.05 <sup>+1.80</sup> <sub>-4.85</sub>	6.42 <sup>+16.03</sup> <sub>-4.46</sub>	$\times 10^{-7}$	2.73 <sup>+0.09</sup> <sub>-2.61</sub>	$\times 10^{+0}$	-0.47 <sup>+0.45</sup> <sub>-0.46</sub>	-4.45 <sup>+0.16</sup> <sub>-0.55</sub>	17.36 <sup>+1.80</sup> <sub>-1.49</sub>	5.75 <sup>+29.26</sup> <sub>-4.62</sub>	$\times 10^{-7}$	-166.21	-48.08	-214.19
39.9640	8237.	237.44	5.48 <sup>+1.48</sup> <sub>-5.48</sub>	$\times 10^{+1}$	-1.13 <sup>+0.29</sup> <sub>-0.27</sub>	21.00 <sup>+2.96</sup> <sub>-5.22</sub>	9.22 <sup>+17.20</sup> <sub>-5.95</sub>	$\times 10^{-7}$	1.30 <sup>+0.10</sup> <sub>-1.15</sub>	$\times 10^{+0}$	-0.74 <sup>+0.31</sup> <sub>-0.38</sub>	-4.26 <sup>+0.23</sup> <sub>-0.74</sub>	18.89 <sup>+2.06</sup> <sub>-1.40</sub>	9.20 <sup>+25.31</sup> <sub>-6.80</sub>	$\times 10^{-7}$	-53.09	-44.84	-95.34
40.8243	4382.	621.53	0.33 <sup>+0.33</sup> <sub>-0.52</sub>	$\times 10^{+2}$	-1.31 <sup>+0.13</sup> <sub>-0.14</sub>	20.53 <sup>+1.79</sup> <sub>-2.47</sub>	1.25 <sup>+0.83</sup> <sub>-0.52</sub>	$\times 10^{-6}$	5.58 <sup>+0.90</sup> <sub>-2.88</sub>	$\times 10^{-1}$	-1.16 <sup>+0.14</sup> <sub>-0.18</sub>	-4.47 <sup>+0.16</sup> <sub>-0.53</sub>	14.88 <sup>+1.42</sup> <sub>-0.99</sub>	1.26 <sup>+1.18</sup> <sub>-0.63</sub>	$\times 10^{-6}$	-13.46	-8.50	-19.11
43.4344	5046.	224.88	1.65 <sup>+1.65</sup> <sub>-2.89</sub>	$\times 10^{+2}$	-1.72 <sup>+0.15</sup> <sub>-0.34</sub>	19.91 <sup>+3.10</sup> <sub>-5.71</sub>	1.00 <sup>+1.66</sup> <sub>-0.55</sub>	$\times 10^{-6}$	2.59 <sup>+0.10</sup> <sub>-2.19</sub>	$\times 10^{+0}$	-0.82 <sup>+0.18</sup> <sub>-0.39</sub>	-4.15 <sup>+0.28</sup> <sub>-0.58</sub>	11.64 <sup>+0.79</sup> <sub>-1.25</sub>	1.07 <sup>+2.38</sup> <sub>-0.76</sub>	$\times 10^{-6}$	-126.01	-33.98	-157.52
44.5045	6536.	923.09	2.12 <sup>+0.62</sup> <sub>-2.12</sub>	$\times 10^{+2}$	-1.50 <sup>+0.33</sup> <sub>-0.27</sub>	14.18 <sup>+0.89</sup> <sub>-4.17</sub>	7.50 <sup>+15.03</sup> <sub>-4.79</sub>	$\times 10^{-7}$	1.60 <sup>+0.28</sup> <sub>-1.46</sub>	$\times 10^{+1}$	-0.17 <sup>+0.36</sup> <sub>-0.31</sub>	-4.43 <sup>+0.23</sup> <sub>-0.51</sub>	12.09 <sup>+1.00</sup> <sub>-0.73</sub>	7.44 <sup>+23.09</sup> <sub>-5.62</sub>	$\times 10^{-7}$	-99.24	-44.35	-139.98
45.6547	2726.	636.41	1.16 <sup>+3.58</sup> <sub>-1.16</sub>	$\times 10^{+2}$	-2.04 <sup>+0.11</sup> <sub>-0.30</sub>	16.39 <sup>+1.93</sup> <sub>-5.51</sub>	4.58 <sup>+5.85</sup> <sub>-2.36</sub>	$\times 10^{-7}$	1.33 <sup>+0.06</sup> <sub>-1.30</sub>	$\times 10^{+2}$	0.43 <sup>+0.51</sup> <sub>-0.30</sub>	-4.00 <sup>+0.47</sup> <sub>-0.23</sub>	10.66 <sup>+0.16</sup> <sub>-0.66</sub>	4.73 <sup>+23.55</sup> <sub>-3.84</sub>	$\times 10^{-7}$	-421.63	-10.96	-434.57
47.2747	27.5	006.27	1.29 <sup>+3.73</sup> <sub>-1.29</sub>	$\times 10^{+2}$	-1.77 <sup>+0.18</sup> <sub>-0.22</sub>	4285.78 <sup>+1904.34</sup> <sub>-4275.58</sub>	1.01 <sup>+2.09</sup> <sub>-0.72</sub>	$\times 10^{-5}$	3.34 <sup>+1.33</sup> <sub>-3.34</sub>	$\times 10^{+2}$	0.55 <sup>+0.95</sup> <sub>-0.54</sub>	-3.76 <sup>+0.40</sup> <sub>-1.24</sub>	34.48 <sup>+3.54</sup> <sub>-22.48</sub>	8.81 <sup>+220.37</sup> <sub>-8.49</sub>	$\times 10^{-6}$	-27.56	0.79	-21.71
47.2749	2118.	577.37	0.77 <sup>+2.63</sup> <sub>-0.77</sub>	$\times 10^{+2}$	-2.33 <sup>+0.13</sup> <sub>-0.23</sub>	20.29 <sup>+1.92</sup> <sub>-9.51</sub>	2.87 <sup>+3.16</sup> <sub>-3.12</sub>	$\times 10^{-7}$	2.70 <sup>+0.70</sup> <sub>-2.68</sub>	$\times 10^{+2}$	0.71 <sup>+0.65</sup> <sub>-0.27</sub>	-3.98 <sup>+0.46</sup> <sub>-0.27</sub>	10.43 <sup>+0.08</sup> <sub>-0.43</sub>	2.90 <sup>+30.99</sup> <sub>-2.66</sub>	$\times 10^{-7}$	-489.53	-7.58	-500.15
49.2151	83.8	91.5	8.91 <sup>+1.77</sup> <sub>-1.36</sub>	$\times 10^{+2}$	-2.84 <sup>+0.02</sup> <sub>-0.16</sub>	3235.05 <sup>+1707.43</sup> <sub>-3225.04</sub>	1.35 <sup>+1.03</sup> <sub>-0.63</sub>	$\times 10^{-7}$	3.18 <sup>+1.11</sup> <sub>-3.16</sub>	$\times 10^{+2}$	1.18 <sup>+0.55</sup> <sub>-0.31</sub>	-4.23 <sup>+0.42</sup> <sub>-0.58</sub>	11.28 <sup>+0.31</sup> <sub>-1.28</sub>	1.23 <sup>+9.85</sup> <sub>-1.06</sub>	$\times 10^{-7}$	-78.26	-11.84	-83.59
51.8355	00.3	51.2	2.29 <sup>+0.82</sup> <sub>-0.79</sub>	$\times 10^{+2}$	-2.86 <sup>+0.02</sup> <sub>-0.14</sub>	4218.42 <sup>+1882.28</sup> <sub>-4208.35</sub>	6.02 <sup>+4.42</sup> <sub>-2.74</sub>	$\times 10^{-8}$	4.05 <sup>+1.54</sup> <sub>-4.02</sub>	$\times 10^{+2}$	1.70 <sup>+0.29</sup> <sub>-0.29</sub>	-4.32 <sup>+0.21</sup> <sub>-0.68</sub>	12.50 <sup>+0.59</sup> <sub>-2.49</sub>	4.76 <sup>+23.91</sup> <sub>-4.00</sub>	$\times 10^{-8}$	1769.16	0.00	-7.71

NOTE—All columns are the same as Table 3.

Table 5. Time-resolved spectral analysis results of GRB081125496.

$t_{\text{start}}$	$t_{\text{stop}}$	$S$	$K$	$\alpha$	$E_c$	$E_p$	$F$	$K_{\text{BAND}}$	$\alpha_{\text{BAND}}$	$\beta_{\text{BAND}}$	$E_{p,\text{BAND}}$	$F_{\text{BAND}}$	$\Delta\text{DIC}$	$p_{\text{DIC}}$	$p_{\text{DIC,BAND}}$
(1)	(2)	(3)	(4)	(5)	(6)	(7)	(8)	(9)	(10)	(11)	(12)	(13)	(14)	(15)	(16)
-5.00	-1.21	1.30	$2.06^{+1.57}_{-2.06} \times 10^{+0}$	$-1.32^{+0.67}_{-0.16}$	$5146.64^{+2695.51}_{-3451.13}$	$3510.65^{+1838.68}_{-2354.10}$	$8.67^{+148.26}_{-8.55} \times 10^{-8}$	$8.94^{+3.63}_{-5.95} \times 10^{-4}$	$-0.20^{+0.23}_{-1.11}$	$-3.22^{+1.61}_{-0.61}$	$3317.41^{+774.78}_{-3032.88}$	N/A	63.87	-78.34	-6.75
-1.21	0.42	10.40	$1.96^{+0.40}_{-1.72} \times 10^{-1}$	$-0.56^{+0.15}_{-0.21}$	$522.15^{+76.35}_{-250.93}$	$749.99^{+109.67}_{-360.42}$	$1.05^{+2.85}_{-0.78} \times 10^{-6}$	$1.17^{+0.11}_{-0.26} \times 10^{-2}$	$-0.45^{+0.17}_{-0.24}$	$-3.78^{+0.40}_{-1.22}$	$643.50^{+110.40}_{-207.01}$	$1.08^{+0.44}_{-0.31} \times 10^{-6}$	27.71	-26.41	2.66
0.42	1.66	25.90	$7.02^{+1.72}_{-3.51} \times 10^{-1}$	$-0.55^{+0.10}_{-0.13}$	$227.03^{+28.13}_{-52.84}$	$329.41^{+40.82}_{-76.66}$	$2.24^{+2.67}_{-1.27} \times 10^{-6}$	$6.36^{+0.55}_{-1.75} \times 10^{-2}$	$-0.41^{+0.12}_{-0.21}$	$-2.69^{+0.81}_{-0.09}$	$276.15^{+42.81}_{-55.80}$	$2.21^{+0.92}_{-0.62} \times 10^{-6}$	2.73	-6.73	0.51
1.66	2.11	26.30	$6.68^{+1.60}_{-3.56} \times 10^{-1}$	$-0.38^{+0.11}_{-0.12}$	$186.47^{+21.33}_{-33.35}$	$301.49^{+34.49}_{-53.92}$	$3.76^{+4.43}_{-1.99} \times 10^{-6}$	$1.11^{+0.12}_{-0.17} \times 10^{-1}$	$-0.32^{+0.12}_{-0.14}$	$-3.95^{+0.34}_{-1.04}$	$286.05^{+23.92}_{-30.76}$	$3.84^{+0.97}_{-0.69} \times 10^{-6}$	9.52	-6.75	3.14
2.11	2.87	45.80	$5.07^{+1.19}_{-1.91} \times 10^{-1}$	$-0.22^{+0.08}_{-0.10}$	$146.82^{+12.20}_{-15.09}$	$261.38^{+21.71}_{-26.86}$	$4.99^{+3.98}_{-2.25} \times 10^{-6}$	$1.79^{+0.15}_{-0.18} \times 10^{-1}$	$-0.20^{+0.09}_{-0.09}$	$-4.13^{+0.27}_{-0.87}$	$255.81^{+12.33}_{-14.63}$	$5.02^{+0.72}_{-0.66} \times 10^{-6}$	7.65	-4.12	3.29
2.87	3.71	40.00	$3.88^{+0.84}_{-1.82} \times 10^{-1}$	$-0.11^{+0.11}_{-0.11}$	$92.07^{+7.94}_{-10.44}$	$174.46^{+15.05}_{-19.78}$	$2.97^{+3.01}_{-1.47} \times 10^{-6}$	$2.99^{+0.35}_{-0.96} \times 10^{-1}$	$0.07^{+0.14}_{-0.19}$	$-3.21^{+0.85}_{-0.27}$	$156.85^{+15.25}_{-13.38}$	$3.07^{+1.15}_{-0.89} \times 10^{-6}$	5.68	-6.41	0.80
3.71	6.54	53.60	$8.34^{+1.62}_{-2.32} \times 10^{-1}$	$-0.34^{+0.08}_{-0.08}$	$80.40^{+5.49}_{-7.26}$	$133.65^{+9.12}_{-12.07}$	$1.67^{+0.88}_{-0.58} \times 10^{-6}$	$2.26^{+0.15}_{-0.70} \times 10^{-1}$	$-0.23^{+0.04}_{-0.15}$	$-3.82^{+0.69}_{-0.73}$	$126.39^{+8.73}_{-4.88}$	$1.73^{+0.45}_{-0.39} \times 10^{-6}$	-30.25	-0.46	-32.64
6.54	7.68	20.80	$1.47^{+0.34}_{-1.07} \times 10^{+0}$	$-0.53^{+0.20}_{-0.24}$	$63.44^{+9.31}_{-18.39}$	$93.16^{+13.67}_{-27.00}$	$6.89^{+14.99}_{-4.69} \times 10^{-7}$	$3.68^{+0.82}_{-3.07} \times 10^{-1}$	$-0.12^{+0.26}_{-0.49}$	$-3.57^{+1.06}_{-0.65}$	$78.40^{+11.32}_{-9.90}$	$6.92^{+11.38}_{-4.33} \times 10^{-7}$	-124.42	-25.41	-149.58
7.68	10.65	15.00	$2.49^{+0.57}_{-0.85} \times 10^{+1}$	$-1.81^{+0.07}_{-0.10}$	$4311.82^{+1815.74}_{-4219.18}$	$820.54^{+345.54}_{-802.91}$	$3.70^{+2.71}_{-1.60} \times 10^{-7}$	$1.89^{+0.59}_{-1.88} \times 10^{+0}$	$0.21^{+0.87}_{-0.75}$	$-2.71^{+0.68}_{-0.13}$	$41.87^{+6.62}_{-10.49}$	$2.95^{+30.37}_{-2.63} \times 10^{-7}$	-1736.13	0.06	-1724.65
10.65	13.09	3.60	$6.40^{+1.03}_{-5.81} \times 10^{+1}$	$-2.43^{+0.30}_{-0.31}$	$4907.99^{+1704.41}_{-4849.95}$	$-2097.61^{+766.91}_{-2072.81}$	$6.04^{+18.67}_{-4.39} \times 10^{-8}$	$1.69^{+0.04}_{-1.69} \times 10^{+2}$	$2.06^{+0.94}_{-0.16}$	$-3.48^{+1.05}_{-0.78}$	$25.01^{+6.38}_{-8.69}$	$5.70^{+165.64}_{-5.54} \times 10^{-8}$	-285.73	-0.35	-284.41
13.09	13.09	5.40	$2.32^{+0.35}_{-2.32} \times 10^{+2}$	$-1.43^{+0.10}_{-0.48}$	$4191.20^{+1776.77}_{-4160.54}$	$2409.02^{+1021.25}_{-2391.40}$	$7.37^{+76.44}_{-6.67} \times 10^{-6}$	$2.43^{+2.11}_{-2.42} \times 10^{+1}$	$0.20^{+1.01}_{-2.08}$	$-3.34^{+0.62}_{-1.66}$	$1526.63^{+1020.25}_{-1515.54}$	N/A	-13456.69	-11.70	-13464.15
13.09	20.00	3.30	$1.27^{+0.17}_{-1.27} \times 10^{+1}$	$-1.95^{+0.65}_{-0.61}$	$5497.10^{+4501.19}_{-1514.81}$	$264.98^{+216.97}_{-73.02}$	$3.20^{+107.42}_{-3.05} \times 10^{-8}$	$1.73^{+0.01}_{-1.73} \times 10^{+2}$	$2.14^{+0.86}_{-0.11} \times 10^{+2}$	$-2.72^{+1.12}_{-0.33}$	$20.95^{+1.52}_{-10.29}$	$2.69^{+105.24}_{-2.63} \times 10^{-8}$	-162.85	-23.94	-189.62

NOTE—All columns are the same as Table 3.

**Table 6.** Time-resolved spectral analysis results of GRB081224887.

$t_{\text{start}}$	$t_{\text{stop}}$	$S$	$K$	$\alpha$	$E_c$	$E_p$	$F$	$K_{\text{BAND}}$	$\alpha_{\text{BAND}}$	$\beta_{\text{BAND}}$	$E_{p,\text{BAND}}$	$F_{\text{BAND}}$	$\Delta\text{DIC}$	$p_{\text{DIC}}$	$p_{\text{DIC,BAND}}$
(1)	(2)	(3)	(4)	(5)	(6)	(7)	(8)	(9)	(10)	(11)	(12)	(13)	(14)	(15)	(16)
0.00	0.35	14.012 $^{+0.59}_{-1.66}$	$10^{-1}$	$-0.51^{+0.12}_{-0.14}$	1042.06 $^{+196.60}_{-403.76}$	1551.67 $^{+292.75}_{-601.22}$	2.84 $^{+5.48}_{-1.74}$	$10^{-6}$	$1.88^{+0.15}_{-0.18}$	$10^{-2}$	$-0.39^{+0.12}_{-0.21}$	$10^{-6}$	22.64	-22.11	2.14
0.35	1.76	48.641 $^{+0.19}_{-0.25}$	$10^{-1}$	$-0.13^{+0.05}_{-0.05}$	344.76 $^{+22.13}_{-24.22}$	644.75 $^{+41.39}_{-45.30}$	6.46 $^{+3.20}_{-1.97}$	$10^{-6}$	$5.41^{+0.16}_{-0.19}$	$10^{-2}$	$-0.12^{+0.05}_{-0.05}$	$10^{-6}$	5.46	-1.54	3.29
1.76	3.69	78.715 $^{+0.64}_{-0.79}$	$10^{-1}$	$-0.37^{+0.03}_{-0.03}$	257.03 $^{+11.76}_{-12.31}$	417.76 $^{+19.11}_{-20.01}$	6.30 $^{+1.44}_{-1.33}$	$10^{-6}$	$1.03^{+0.03}_{-0.03}$	$10^{-1}$	$-0.37^{+0.03}_{-0.04}$	$10^{-6}$	1.89	2.12	3.24
3.69	4.65	46.141 $^{+0.23}_{-0.26}$	$10^{+0}$	$-0.57^{+0.04}_{-0.07}$	223.78 $^{+20.22}_{-20.26}$	320.07 $^{+28.91}_{-28.97}$	3.78 $^{+1.60}_{-1.23}$	$10^{-6}$	$9.68^{+0.49}_{-1.04}$	$10^{-2}$	$-0.54^{+0.05}_{-0.07}$	$10^{-6}$	2.13	-2.90	2.81
4.65	5.97	41.261 $^{+0.24}_{-0.33}$	$10^{+0}$	$-0.67^{+0.05}_{-0.06}$	199.07 $^{+16.80}_{-20.51}$	265.20 $^{+22.38}_{-27.32}$	2.40 $^{+1.03}_{-0.76}$	$10^{-6}$	$7.07^{+0.44}_{-0.64}$	$10^{-2}$	$-0.65^{+0.05}_{-0.06}$	$10^{-6}$	0.29	1.29	3.25
5.97	6.95	28.161 $^{+0.30}_{-0.48}$	$10^{+0}$	$-0.71^{+0.07}_{-0.09}$	190.53 $^{+23.51}_{-31.42}$	246.39 $^{+30.40}_{-40.64}$	1.60 $^{+1.22}_{-0.59}$	$10^{-6}$	$5.87^{+0.45}_{-1.04}$	$10^{-2}$	$-0.66^{+0.07}_{-0.12}$	$10^{-6}$	1.78	-1.39	2.57
6.95	8.53	27.391 $^{+0.23}_{-0.43}$	$10^{+0}$	$-0.70^{+0.09}_{-0.09}$	139.04 $^{+14.57}_{-23.05}$	181.10 $^{+18.97}_{-30.02}$	1.00 $^{+0.68}_{-0.40}$	$10^{-6}$	$5.18^{+0.56}_{-0.98}$	$10^{-2}$	$-0.64^{+0.10}_{-0.11}$	$10^{-7}$	2.38	-1.45	2.65
8.53	11.28	24.012 $^{+0.46}_{-0.70}$	$10^{+0}$	$-0.96^{+0.09}_{-0.10}$	188.12 $^{+24.92}_{-49.91}$	196.24 $^{+26.00}_{-52.07}$	6.42 $^{+5.49}_{-2.71}$	$10^{-7}$	$2.72^{+0.30}_{-0.59}$	$10^{-2}$	$-0.89^{+0.10}_{-0.11}$	$10^{-7}$	1.09	-2.78	2.14
11.28	18.45	16.062 $^{+0.67}_{-1.15}$	$10^{+0}$	$-1.28^{+0.11}_{-0.13}$	332.29 $^{+36.80}_{-184.42}$	239.45 $^{+26.52}_{-132.89}$	2.52 $^{+3.18}_{-1.34}$	$10^{-7}$	$1.21^{+0.23}_{-0.69}$	$10^{-2}$	$-1.12^{+0.09}_{-0.26}$	$10^{-7}$	-105.27	-7.74	-109.20
18.45	25.00	4.73	$10^{+0}$	$-1.76^{+0.17}_{-0.14}$	4855.53 $^{+1890.91}_{-4741.33}$	1175.88 $^{+457.93}_{-1148.23}$	7.05 $^{+10.59}_{-4.44}$	$10^{-8}$	$7.88^{+4.85}_{-7.88}$	$10^{-1}$	$-0.04^{+0.93}_{-1.46}$	$10^{-7}$	-240407.31	0.54	-240404.34

NOTE—All columns are the same as Table 3.

Table 7. Time-resolved spectral analysis results of GRB090530760.

$t_{\text{start}}$	$t_{\text{stop}}$	$S$	$K$	$\alpha$	$E_c$	$E_p$	$F$	$K_{\text{BAND}}$	$\alpha_{\text{BAND}}$	$\beta_{\text{BAND}}$	$E_{p,\text{BAND}}$	$F_{\text{BAND}}$	$\Delta\text{DIC}$	$p_{\text{DIC}}$	$p_{\text{DIC,BAND}}$
(1)	(2)	(3)	(4)	(5)	(6)	(7)	(8)	(9)	(10)	(11)	(12)	(13)	(14)	(15)	(16)
-1.00	0.69	5.80	$3.52^{+0.73}_{-3.09} \times 10^{-1}$	$-0.79^{+0.18}_{-0.24}$	$1033.51^{+15.16}_{-806.18}$	$1249.56^{+18.33}_{-974.71}$	$6.48^{+26.20}_{-5.03} \times 10^{-7}$	$8.91^{+1.06}_{-3.14} \times 10^{-3}$	$-0.46^{+0.27}_{-0.39}$	$-3.29^{+1.41}_{-0.67}$	$628.27^{+3.46}_{-342.34}$	$6.08^{+5.35}_{-2.14} \times 10^{-7}$	68.73	-87.93	-15.18
0.69	2.89	15.90	$1.58^{+0.35}_{-0.83} \times 10^{-1}$	$-0.35^{+0.11}_{-0.12}$	$183.52^{+20.10}_{-32.07}$	$302.58^{+33.14}_{-52.88}$	$1.07^{+1.23}_{-0.55} \times 10^{-6}$	$3.31^{+0.26}_{-0.71} \times 10^{-2}$	$-0.24^{+0.12}_{-0.18}$	$-3.43^{+1.18}_{-0.61}$	$274.80^{+31.45}_{-31.46}$	$1.07^{+0.31}_{-0.23} \times 10^{-6}$	12.37	-11.32	1.65
2.89	4.98	21.80	$1.34^{+0.30}_{-0.32} \times 10^{-1}$	$-0.07^{+0.10}_{-0.09}$	$90.56^{+6.80}_{-8.88}$	$174.60^{+13.11}_{-17.12}$	$1.14^{+0.95}_{-0.51} \times 10^{-6}$	$1.98^{+0.40}_{-0.79} \times 10^{-1}$	$0.39^{+0.22}_{-0.23}$	$-2.58^{+0.35}_{-0.04}$	$136.40^{+9.41}_{-15.79}$	$1.26^{+0.70}_{-0.46} \times 10^{-6}$	-9.97	-6.56	-11.53
4.98	12.66	50.40	$2.44^{+0.33}_{-0.48} \times 10^{-1}$	$-0.10^{+0.05}_{-0.05}$	$66.42^{+2.36}_{-3.54}$	$125.90^{+4.47}_{-6.72}$	$1.03^{+0.39}_{-0.26} \times 10^{-6}$	$2.40^{+0.24}_{-0.38} \times 10^{-1}$	$0.16^{+0.07}_{-0.09}$	$-2.76^{+0.13}_{-0.10}$	$109.14^{+3.16}_{-3.91}$	$1.17^{+0.22}_{-0.19} \times 10^{-6}$	-31.86	0.70	2.93
12.66	20.02	38.10	$2.89^{+0.50}_{-0.73} \times 10^{-1}$	$-0.07^{+0.07}_{-0.08}$	$45.20^{+2.23}_{-2.85}$	$87.06^{+4.30}_{-5.49}$	$6.74^{+2.97}_{-2.31} \times 10^{-7}$	$5.12^{+0.72}_{-1.74} \times 10^{-1}$	$0.38^{+0.12}_{-0.16}$	$-2.82^{+0.13}_{-0.10}$	$73.84^{+2.97}_{-2.88}$	$7.45^{+3.53}_{-2.12} \times 10^{-7}$	-36.83	-1.37	-7.40
20.02	36.34	39.40	$1.33^{+0.18}_{-0.27} \times 10^0$	$-0.67^{+0.06}_{-0.06}$	$66.20^{+4.09}_{-5.26}$	$88.03^{+5.44}_{-7.00}$	$4.62^{+1.70}_{-1.18} \times 10^{-7}$	$1.88^{+0.24}_{-0.90} \times 10^{-1}$	$-0.16^{+0.15}_{-0.20}$	$-2.48^{+0.12}_{-0.08}$	$66.67^{+4.78}_{-5.17}$	$5.54^{+3.38}_{-2.14} \times 10^{-7}$	-86.84	0.56	-45.77
36.34	90.50	44.60	$3.55^{+0.41}_{-0.51} \times 10^0$	$-0.98^{+0.05}_{-0.05}$	$60.58^{+3.49}_{-3.97}$	$61.81^{+3.56}_{-4.05}$	$3.24^{+0.84}_{-0.73} \times 10^{-7}$	$7.83^{+1.05}_{-3.15} \times 10^{-2}$	$-0.68^{+0.12}_{-0.16}$	$-2.75^{+0.19}_{-0.08}$	$52.82^{+3.20}_{-3.38}$	$3.57^{+1.95}_{-1.12} \times 10^{-7}$	-45.16	1.68	-22.95
90.50	123.19	22.80	$5.53^{+1.10}_{-1.60} \times 10^0$	$-1.10^{+0.11}_{-0.11}$	$35.80^{+3.18}_{-4.52}$	$32.39^{+2.88}_{-4.09}$	$1.75^{+0.99}_{-0.61} \times 10^{-7}$	$5.19^{+0.93}_{-2.09} \times 10^{-2}$	$-0.95^{+0.13}_{-0.15}$	$-3.73^{+0.68}_{-0.28}$	$31.53^{+1.11}_{-1.25}$	$1.80^{+1.00}_{-0.66} \times 10^{-7}$	-10.18	-3.33	-8.44
123.19	140.34	10.80	$7.22^{+1.58}_{-4.03} \times 10^0$	$-1.26^{+0.19}_{-0.21}$	$34.75^{+4.30}_{-9.22}$	$25.65^{+3.17}_{-6.80}$	$1.16^{+1.50}_{-0.65} \times 10^{-7}$	$5.48^{+0.10}_{-5.32} \times 10^{-1}$	$-0.34^{+0.41}_{-0.73}$	$-3.28^{+0.72}_{-0.33}$	$23.42^{+2.66}_{-3.21}$	$1.17^{+8.06}_{-1.02} \times 10^{-7}$	-2580.28	-19.01	-2599.72
140.34	170.00	7.50	$1.84^{+0.38}_{-1.23} \times 10^{+1}$	$-1.79^{+0.21}_{-0.26}$	$56.71^{+4.92}_{-28.59}$	$11.74^{+1.02}_{-5.92}$	$7.04^{+13.16}_{-4.39} \times 10^{-8}$	$3.33^{+1.46}_{-2.96} \times 10^{-2}$	$-1.25^{+0.11}_{-0.32}$	$-3.93^{+0.35}_{-1.07}$	$17.50^{+3.80}_{-2.63}$	$7.25^{+27.77}_{-5.96} \times 10^{-8}$	-675.36	-36.47	-708.10

NOTE—All columns are the same as Table 3.

**Table 8.** Time-resolved spectral analysis results of GRB090620400.

$t_{\text{start}}$	$t_{\text{stop}}$	$S$	$K$	$\alpha$	$E_c$	$E_p$	$F$	$K_{\text{BAND}}$	$\alpha_{\text{BAND}}$	$\beta_{\text{BAND}}$	$E_{p,\text{BAND}}$	$F_{\text{BAND}}$	$\Delta\text{DIC}$	$p_{\text{DIC}}$	$p_{\text{DIC,BAND}}$
(1)	(2)	(3)	(4)	(5)	(6)	(7)	(8)	(9)	(10)	(11)	(12)	(13)	(14)	(15)	(16)
-1.00	0.05	0.70	$3.44^{+0.51}_{-3.41} \times 10^{-1}$	$-0.92^{+0.17}_{-0.40}$	$2615.36^{+693.83}_{-2531.76}$	$2827.30^{+750.05}_{-2736.93}$	$1.79^{+16.10}_{-1.50} \times 10^{-7}$	$2.23^{+0.40}_{-2.04} \times 10^{-2}$	$1.00^{+0.94}_{-1.31}$	$-3.52^{+0.50}_{-1.48}$	$294.32^{+9.06}_{-146.31}$	$2.43^{+8.00}_{-1.92} \times 10^{-7}$	-64.25	-53.28	-110.60
0.05	0.96	11.501	$3.8^{+0.19}_{-1.23} \times 10^{-2}$	$0.36^{+0.21}_{-0.26}$	$95.87^{+14.10}_{-19.49}$	$225.99^{+33.25}_{-45.93}$	$8.44^{+33.85}_{-6.65} \times 10^{-7}$	$1.11^{+0.06}_{-0.69} \times 10^{-1}$	$1.01^{+0.33}_{-0.65}$	$-3.49^{+1.08}_{-0.57}$	$189.02^{+20.18}_{-24.69}$	$8.48^{+7.76}_{-3.99} \times 10^{-7}$	72.07	-85.92	-16.81
0.96	3.21	30.009	$3.7^{+2.08}_{-3.27} \times 10^{-2}$	$0.06^{+0.08}_{-0.10}$	$74.75^{+5.19}_{-6.20}$	$154.11^{+10.69}_{-12.78}$	$1.04^{+0.75}_{-0.43} \times 10^{-6}$	$1.76^{+0.25}_{-0.43} \times 10^{-1}$	$0.30^{+0.12}_{-0.15}$	$-2.83^{+0.33}_{-0.11}$	$135.85^{+6.24}_{-9.03}$	$1.19^{+0.38}_{-0.26} \times 10^{-6}$	-1.88	-3.86	2.36
3.21	4.21	28.902	$4.2^{+0.46}_{-0.85} \times 10^{-1}$	$-0.22^{+0.07}_{-0.08}$	$144.33^{+11.04}_{-15.84}$	$257.31^{+19.69}_{-28.23}$	$2.39^{+1.67}_{-0.93} \times 10^{-6}$	$1.01^{+0.10}_{-0.17} \times 10^{-1}$	$-0.10^{+0.09}_{-0.13}$	$-2.99^{+0.69}_{-0.15}$	$230.88^{+19.19}_{-19.83}$	$2.42^{+0.55}_{-0.44} \times 10^{-6}$	0.91	-1.99	2.84
4.21	4.78	33.201	$7.7^{+0.38}_{-0.66} \times 10^{-1}$	$-0.04^{+0.08}_{-0.08}$	$131.08^{+9.69}_{-12.19}$	$257.12^{+19.00}_{-25.91}$	$3.64^{+2.96}_{-1.50} \times 10^{-6}$	$1.53^{+0.11}_{-0.19} \times 10^{-1}$	$0.02^{+0.08}_{-0.10}$	$-3.81^{+0.82}_{-0.64}$	$245.63^{+12.50}_{-13.80}$	$3.74^{+0.55}_{-0.50} \times 10^{-6}$	6.85	-3.33	3.28
4.78	5.50	28.902	$6.5^{+0.59}_{-1.02} \times 10^{-1}$	$-0.14^{+0.09}_{-0.10}$	$104.13^{+8.69}_{-11.11}$	$193.54^{+16.16}_{-20.65}$	$2.04^{+1.73}_{-0.88} \times 10^{-6}$	$1.56^{+0.18}_{-0.30} \times 10^{-1}$	$-0.03^{+0.10}_{-0.13}$	$-3.24^{+0.81}_{-0.22}$	$178.14^{+12.49}_{-12.41}$	$2.21^{+0.56}_{-0.46} \times 10^{-6}$	3.82	-3.21	2.78
5.50	7.74	34.205	$2.9^{+1.00}_{-1.54} \times 10^{-1}$	$-0.37^{+0.08}_{-0.08}$	$86.48^{+6.73}_{-9.25}$	$141.38^{+11.00}_{-15.12}$	$1.08^{+0.60}_{-0.43} \times 10^{-6}$	$1.42^{+0.18}_{-0.30} \times 10^{-1}$	$-0.15^{+0.10}_{-0.11}$	$-2.64^{+0.24}_{-0.12}$	$120.23^{+6.30}_{-7.82}$	$1.17^{+0.33}_{-0.23} \times 10^{-6}$	-9.22	-1.89	2.90
7.74	9.75	17.301	$1.1^{+0.23}_{-0.50} \times 10^{+0}$	$-0.66^{+0.12}_{-0.13}$	$79.32^{+8.66}_{-15.63}$	$105.98^{+11.57}_{-20.88}$	$4.80^{+4.89}_{-2.27} \times 10^{-7}$	$6.03^{+0.89}_{-2.03} \times 10^{-2}$	$-0.57^{+0.14}_{-0.16}$	$-3.78^{+0.80}_{-0.81}$	$98.82^{+7.37}_{-9.10}$	$4.94^{+2.19}_{-1.57} \times 10^{-7}$	4.73	-5.19	1.11
9.75	13.62	12.405	$9.8^{+1.96}_{-3.78} \times 10^{+0}$	$-1.49^{+0.12}_{-0.25}$	$1665.83^{+720.75}_{-1592.77}$	$843.57^{+364.99}_{-806.58}$	$2.22^{+5.22}_{-1.36} \times 10^{-7}$	$2.43^{+0.77}_{-2.07} \times 10^{-2}$	$-1.04^{+0.20}_{-0.52}$	$-3.01^{+1.20}_{-0.52}$	$128.86^{+11.08}_{-88.30}$	N/A	-537.46	-61.63	-591.42
13.62	13.67	-3.805	$5.73^{+0.09}_{-5.73} \times 10^{+1}$	$-2.53^{+0.11}_{-0.14}$	$4877.81^{+1771.06}_{-4865.38}$	$-2569.79^{+933.05}_{-2563.24}$	$1.90^{+13.34}_{-1.77} \times 10^{-8}$	$1.80^{+0.02}_{-1.80} \times 10^{+2}$	$2.12^{+0.88}_{-0.05}$	$-3.52^{+1.44}_{-1.44}$	$25.25^{+0.52}_{-15.25}$	N/A	-20.82	-0.79	-22.52
13.67	25.00	5.40	$7.47^{+1.52}_{-4.00} \times 10^{+0}$	$-1.95^{+0.14}_{-0.12}$	$4855.29^{+1805.87}_{-4710.94}$	$262.95^{+97.80}_{-255.13}$	$5.92^{+6.34}_{-3.19} \times 10^{-8}$	$3.48^{+1.83}_{-3.47} \times 10^{-1}$	$-0.08^{+0.64}_{-0.96} \times 10^{-1}$	$-2.86^{+1.03}_{-0.29} \times 10^{-8}$	$37.17^{+12.33}_{-11.95}$	$5.56^{+73.77}_{-5.23} \times 10^{-8}$	-2662.07	0.96	-2658.35

NOTE—All columns are the same as Table 3.

Table 9. Time-resolved spectral analysis results of GRB090626189.

$t_{\text{start}}$	$t_{\text{stop}}$	$S$	$K$	$\alpha$	$E_c$	$E_p$	$F$	$K_{\text{BAND}}$	$\alpha_{\text{BAND}}$	$\beta_{\text{BAND}}$	$E_{p,\text{BAND}}$	$F_{\text{BAND}}$	$\Delta\text{DIC}$	$p_{\text{DIC,BAND}}$	
(1)	(2)	(3)	(4)	(5)	(6)	(7)	(8)	(9)	(10)	(11)	(12)	(13)	(14)	(15)	(16)
30.0031	74.7	90.1	$1.36^{+0.27}_{-0.85} \times 10^{+1}$	$-1.78^{+0.15}_{-0.12}$	$5059.38^{+2651.07}_{-3816.49}$	$1103.24^{+578.09}_{-832.22}$	$2.34^{+2.94}_{-1.33} \times 10^{-7}$	$7.98^{+5.46}_{-7.96} \times 10^{-1}$	$-0.47^{+0.67}_{-1.45} \times 10^{-1}$	$-2.68^{+1.04}_{-0.28}$	$1175.52^{+1053.67}_{-1165.50}$	N/A	-251384.33	1.10	-251380.21
31.7433	2316.20	3.41	$2.14^{+0.83}_{-2.14} \times 10^{+0}$	$-1.08^{+0.15}_{-0.18}$	$272.08^{+20.10}_{-147.60}$	$250.55^{+18.51}_{-135.92}$	$6.74^{+12.97}_{-4.29} \times 10^{-2}$	$2.76^{+0.38}_{-1.14} \times 10^{-2}$	$-0.93^{+0.19}_{-0.23} \times 10^{-2}$	$-3.50^{+1.06}_{-0.95}$	$235.61^{+19.37}_{-109.80}$	$6.77^{+4.73}_{-2.46} \times 10^{-7}$	-10.43	-19.18	-26.08
33.2334	2429.20	8.23	$3.24^{+1.75}_{-3.24} \times 10^{+0}$	$-1.08^{+0.10}_{-0.11}$	$173.74^{+24.04}_{-45.63}$	$159.22^{+22.03}_{-41.82}$	$1.33^{+1.24}_{-0.61} \times 10^{-6}$	$5.97^{+0.70}_{-1.42} \times 10^{-2}$	$-1.03^{+0.10}_{-0.13} \times 10^{-2}$	$-3.78^{+0.45}_{-1.16}$	$145.70^{+13.71}_{-21.60}$	$1.37^{+0.39}_{-0.29} \times 10^{-6}$	1.04	-1.67	2.71
34.2434	24.7	10.5	$3.24^{+3.41}_{-3.41} \times 10^{+2}$	$-1.85^{+0.06}_{-0.24}$	$4286.23^{+1868.80}_{-4248.75}$	$653.19^{+284.79}_{-647.48}$	$5.02^{+8.28}_{-3.38} \times 10^{-6}$	$3.25^{+2.12}_{-2.72} \times 10^{-1}$	$-1.60^{+0.09}_{-0.40} \times 10^{-1}$	$-3.38^{+1.32}_{-0.75}$	$3584.20^{+1796.29}_{-3572.22}$	N/A	-63.58	-0.53	-58.58
34.2434	29.4	4.13	$4.13^{+0.49}_{-3.65} \times 10^{+1}$	$-1.61^{+0.16}_{-0.22}$	$4101.59^{+1669.43}_{-4026.92}$	$1584.34^{+644.86}_{-1555.50}$	$1.39^{+3.48}_{-1.03} \times 10^{-6}$	$1.69^{+0.06}_{-1.69} \times 10^{+1}$	$1.94^{+1.06}_{-0.31} \times 10^{+1}$	$-3.38^{+1.15}_{-0.68}$	$73.63^{+9.78}_{-18.43}$	$1.26^{+6.95}_{-1.14} \times 10^{-6}$	-55.13	-1.67	-48.48
34.2934	4318.50	5.09	$3.35^{+1.05}_{-3.35} \times 10^{+0}$	$-0.84^{+0.15}_{-0.14}$	$288.87^{+41.46}_{-109.01}$	$333.71^{+47.90}_{-125.93}$	$4.06^{+6.96}_{-2.45} \times 10^{-6}$	$1.57^{+0.12}_{-0.86} \times 10^{-1}$	$-0.59^{+0.12}_{-0.39} \times 10^{-1}$	$-3.26^{+1.34}_{-0.63}$	$249.52^{+78.76}_{-85.81}$	$3.92^{+5.26}_{-1.69} \times 10^{-6}$	-17.66	-8.52	-23.72
34.4334	6439.00	3.51	$1.23^{+0.73}_{-1.23} \times 10^{+0}$	$-0.63^{+0.08}_{-0.08}$	$294.02^{+29.13}_{-45.74}$	$401.71^{+39.79}_{-62.49}$	$1.00^{+0.74}_{-0.44} \times 10^{-5}$	$1.87^{+0.13}_{-0.19} \times 10^{-1}$	$-0.60^{+0.08}_{-0.09} \times 10^{-1}$	$-3.93^{+0.36}_{-1.07}$	$385.58^{+30.86}_{-37.21}$	$9.98^{+1.42}_{-1.31} \times 10^{-6}$	2.85	-1.03	3.20
34.6434	7231.50	5.95	$1.46^{+1.46}_{-3.02} \times 10^{+0}$	$-0.68^{+0.10}_{-0.12}$	$316.88^{+40.47}_{-86.07}$	$416.76^{+53.22}_{-113.19}$	$1.29^{+1.37}_{-0.65} \times 10^{-5}$	$2.69^{+0.29}_{-0.46} \times 10^{-1}$	$-0.57^{+0.11}_{-0.15} \times 10^{-1}$	$-3.05^{+0.86}_{-0.21}$	$348.95^{+35.35}_{-59.93}$	$1.26^{+0.33}_{-0.23} \times 10^{-5}$	4.84	-7.48	2.64
34.7234	8830.30	1.19	$0.27^{+0.27}_{-0.45} \times 10^{+1}$	$-0.97^{+0.07}_{-0.10}$	$409.09^{+58.13}_{-108.48}$	$421.29^{+59.86}_{-79.28}$	$7.24^{+6.18}_{-3.03} \times 10^{-6}$	$1.36^{+0.12}_{-0.17} \times 10^{-1}$	$-0.93^{+0.08}_{-0.10} \times 10^{-1}$	$-3.88^{+0.36}_{-1.12}$	$390.02^{+42.57}_{-73.26}$	$7.24^{+1.37}_{-1.06} \times 10^{-6}$	1.02	-0.89	2.96
34.8834	9528.00	5.96	$3.20^{+1.87}_{-3.20} \times 10^{+0}$	$-0.66^{+0.11}_{-0.15}$	$234.52^{+34.96}_{-59.06}$	$314.80^{+46.93}_{-79.28}$	$1.01^{+1.50}_{-0.59} \times 10^{-5}$	$2.72^{+0.28}_{-0.51} \times 10^{-1}$	$-0.61^{+0.13}_{-0.14} \times 10^{-1}$	$-3.75^{+0.42}_{-1.24}$	$294.51^{+28.72}_{-41.98}$	$1.04^{+0.25}_{-0.20} \times 10^{-5}$	10.53	-9.54	3.02
34.9535	1329.70	1.06	$0.45^{+0.26}_{-0.45} \times 10^{+1}$	$-0.93^{+0.10}_{-0.11}$	$294.42^{+44.48}_{-82.95}$	$313.59^{+47.37}_{-88.35}$	$5.61^{+6.28}_{-2.68} \times 10^{-6}$	$1.80^{+0.15}_{-0.65} \times 10^{-1}$	$-0.77^{+0.13}_{-0.22} \times 10^{-1}$	$-3.10^{+1.11}_{-0.48}$	$245.22^{+50.23}_{-73.50}$	$5.75^{+2.82}_{-1.91} \times 10^{-6}$	-4.09	-3.05	-3.28
35.1335	5125.40	1.20	$0.33^{+0.33}_{-0.59} \times 10^{+1}$	$-1.11^{+0.12}_{-0.15}$	$307.31^{+45.30}_{-145.00}$	$272.70^{+40.19}_{-128.67}$	$2.53^{+3.39}_{-1.38} \times 10^{-6}$	$1.44^{+0.13}_{-0.87} \times 10^{-1}$	$-0.75^{+0.19}_{-0.34} \times 10^{-1}$	$-2.31^{+0.43}_{-0.00}$	$149.16^{+20.91}_{-62.35}$	$2.42^{+2.38}_{-1.07} \times 10^{-6}$	-25.24	-10.86	-26.41
35.5136	4526.10	3.35	$1.50^{+0.95}_{-1.50} \times 10^{+1}$	$-1.55^{+0.10}_{-0.16}$	$1374.19^{+417.97}_{-1217.13}$	$618.01^{+187.97}_{-547.38}$	$1.27^{+1.47}_{-0.65} \times 10^{-6}$	$1.28^{+0.31}_{-1.10} \times 10^{-1}$	$-1.09^{+0.24}_{-0.54} \times 10^{-1}$	$-2.63^{+0.86}_{-0.19}$	$140.45^{+25.16}_{-106.06}$	$1.33^{+4.74}_{-0.85} \times 10^{-6}$	-1050.12	-32.56	-1075.75
36.4537	6216.90	3.78	$1.09^{+0.78}_{-1.09} \times 10^{+1}$	$-1.78^{+0.06}_{-0.08}$	$4633.13^{+1731.15}_{-4375.34}$	$1003.78^{+375.06}_{-947.93}$	$6.64^{+3.77}_{-2.19} \times 10^{-7}$	$5.75^{+1.78}_{-5.73} \times 10^{+0}$	$0.33^{+0.69}_{-0.84} \times 10^{+0}$	$-2.07^{+0.20}_{-0.07}$	$34.79^{+5.27}_{-10.29}$	$6.79^{+79.27}_{-6.23} \times 10^{-7}$	-2250.44	1.13	-2243.84
37.6239	0.00	7.90	$1.58^{+0.52}_{-0.86} \times 10^{+1}$	$-1.74^{+0.09}_{-0.17}$	$4016.90^{+1634.99}_{-3947.43}$	$1059.82^{+431.37}_{-1041.49}$	$2.72^{+4.52}_{-1.59} \times 10^{-7}$	$8.24^{+4.68}_{-8.24} \times 10^{-7}$	$0.62^{+0.97}_{-1.24} \times 10^{+0}$	$-2.36^{+0.58}_{-0.03}$	$42.69^{+6.27}_{-22.77}$	$3.89^{+108.80}_{-3.80} \times 10^{-7}$	-4117.47	-1.58	-4116.76

NOTE—All columns are the same as Table 3.



Table 10. Time-resolved spectral analysis results of GRB090719063.

$t_{\text{start}}$	$t_{\text{stop}}$	$S$	$K$	$\alpha$	$E_c$	$E_p$	$F$	$K_{\text{BAND}}$	$\alpha_{\text{BAND}}$	$\beta_{\text{BAND}}$	$E_{p,\text{BAND}}$	$F_{\text{BAND}}$	$\Delta\text{DIC}$	$p_{\text{DIC}}$	$p_{\text{DIC,BAND}}$
(1)	(2)	(3)	(4)	(5)	(6)	(7)	(8)	(9)	(10)	(11)	(12)	(13)	(14)	(15)	(16)
-1.00	-0.08	1.60	$2.18^{+0.17}_{-2.18} \times 10^{+1}$	$-2.13^{+0.87}_{-0.87}$	$5257.07^{+4595.63}_{-1738.30}$	$-667.32^{+583.36}_{-220.65}$	$2.50^{+167.31}_{-2.42} \times 10^{-8}$	$5.92^{+5.62}_{-5.92} \times 10^{+1}$	$-0.27^{+3.26}_{-0.98}$	$-3.37^{+0.63}_{-1.61}$	$2805.21^{+1135.99}_{-2795.21}$	N/A	-25615329.02	-7.40	-25615329.02
-0.08	0.72	26.50	$7.25^{+1.77}_{-4.49} \times 10^{-2}$	$-0.10^{+0.11}_{-0.12}$	$306.98^{+36.09}_{-47.80}$	$582.21^{+68.44}_{-90.66}$	$4.14^{+6.90}_{-2.36} \times 10^{-6}$	$4.11^{+0.26}_{-0.34} \times 10^{-2}$	$-0.03^{+0.13}_{-0.14}$	$-3.67^{+0.98}_{-0.63}$	$548.66^{+40.88}_{-54.99}$	$4.05^{+0.76}_{-0.60} \times 10^{-6}$	25.42	-22.68	3.99
0.72	1.38	37.90	$8.96^{+2.07}_{-4.22} \times 10^{-2}$	$0.09^{+0.10}_{-0.10}$	$145.41^{+11.79}_{-13.97}$	$303.86^{+24.65}_{-29.19}$	$4.75^{+4.14}_{-2.42} \times 10^{-6}$	$1.38^{+0.11}_{-0.18} \times 10^{-1}$	$0.18^{+0.10}_{-0.13}$	$-3.73^{+0.93}_{-0.55}$	$287.27^{+17.53}_{-17.09}$	$4.41^{+0.83}_{-0.66} \times 10^{-6}$	13.80	-9.93	3.95
1.38	3.80	80.70	$3.10^{+0.41}_{-0.61} \times 10^{-1}$	$-0.12^{+0.05}_{-0.05}$	$122.69^{+5.09}_{-6.39}$	$230.98^{+9.58}_{-12.04}$	$3.97^{+1.54}_{-1.04} \times 10^{-6}$	$1.98^{+0.12}_{-0.18} \times 10^{-1}$	$0.04^{+0.05}_{-0.07}$	$-3.34^{+0.52}_{-0.21}$	$217.03^{+9.38}_{-8.06}$	$3.99^{+0.48}_{-0.41} \times 10^{-6}$	-2.96	0.98	3.92
3.80	4.44	51.50	$1.05^{+0.16}_{-0.27} \times 10^{+0}$	$-0.46^{+0.05}_{-0.06}$	$258.79^{+19.24}_{-26.09}$	$398.33^{+29.62}_{-40.16}$	$6.81^{+3.32}_{-2.22} \times 10^{-6}$	$1.28^{+0.07}_{-0.10} \times 10^{-1}$	$0.42^{+0.06}_{-0.07}$	$-3.37^{+0.83}_{-0.29}$	$376.16^{+24.35}_{-25.78}$	$6.78^{+0.71}_{-0.73} \times 10^{-6}$	-0.98	0.71	3.92
4.44	6.78	125.50	$1.54^{+0.13}_{-0.15} \times 10^{+0}$	$-0.43^{+0.02}_{-0.03}$	$178.89^{+5.73}_{-6.51}$	$281.08^{+9.01}_{-10.23}$	$7.40^{+1.40}_{-1.23} \times 10^{-6}$	$2.29^{+0.09}_{-0.11} \times 10^{-1}$	$0.38^{+0.03}_{-0.03}$	$-3.14^{+0.37}_{-0.13}$	$263.25^{+9.41}_{-8.78}$	$7.32^{+0.56}_{-0.51} \times 10^{-6}$	-8.61	2.61	3.91
6.78	7.46	57.30	$1.53^{+0.24}_{-0.39} \times 10^{+0}$	$-0.41^{+0.06}_{-0.06}$	$116.59^{+7.41}_{-9.55}$	$185.47^{+11.78}_{-15.19}$	$3.90^{+2.06}_{-1.28} \times 10^{-6}$	$2.35^{+0.19}_{-0.22} \times 10^{-1}$	$0.39^{+0.06}_{-0.07}$	$-4.07^{+0.34}_{-0.88}$	$181.48^{+7.79}_{-7.93}$	$4.08^{+0.57}_{-0.45} \times 10^{-6}$	1.42	0.83	3.99
7.46	7.81	32.10	$2.80^{+0.59}_{-1.23} \times 10^{+0}$	$-0.65^{+0.10}_{-0.11}$	$132.24^{+16.54}_{-24.75}$	$179.07^{+22.40}_{-33.52}$	$2.61^{+2.50}_{-1.22} \times 10^{-6}$	$1.79^{+0.12}_{-0.61} \times 10^{-1}$	$0.51^{+0.10}_{-0.20}$	$-3.21^{+1.04}_{-0.39}$	$155.31^{+24.20}_{-18.18}$	$2.72^{+1.08}_{-0.81} \times 10^{-6}$	-1.13	-3.05	-1.13
7.81	9.17	47.40	$3.65^{+0.66}_{-0.98} \times 10^{+0}$	$-0.75^{+0.07}_{-0.08}$	$99.20^{+9.26}_{-11.46}$	$124.14^{+11.58}_{-14.34}$	$1.55^{+0.89}_{-0.56} \times 10^{-6}$	$1.22^{+0.13}_{-0.20} \times 10^{-1}$	$0.71^{+0.08}_{-0.09}$	$-3.85^{+0.77}_{-0.61}$	$119.52^{+6.54}_{-6.92}$	$1.59^{+0.31}_{-0.27} \times 10^{-6}$	0.29	0.10	3.92
9.17	10.79	43.10	$5.79^{+1.89}_{-1.89} \times 10^{+0}$	$-0.89^{+0.08}_{-0.14}$	$81.38^{+11.64}_{-12.82}$	$90.66^{+12.96}_{-14.29}$	$9.60^{+8.57}_{-4.29} \times 10^{-7}$	$1.07^{+0.10}_{-0.33} \times 10^{-1}$	$0.83^{+0.10}_{-0.13}$	$-3.59^{+1.05}_{-0.51}$	$84.22^{+7.25}_{-6.03}$	$1.01^{+0.38}_{-0.27} \times 10^{-6}$	7.57	-12.06	0.90
10.79	12.50	33.40	$1.10^{+0.37}_{-0.43} \times 10^{+1}$	$-1.16^{+0.08}_{-0.19}$	$100.95^{+22.65}_{-26.51}$	$85.25^{+19.13}_{-22.39}$	$6.99^{+9.00}_{-3.67} \times 10^{-7}$	$6.67^{+0.67}_{-3.15} \times 10^{-2}$	$1.04^{+0.13}_{-0.22}$	$-3.13^{+0.88}_{-0.22}$	$71.72^{+8.58}_{-9.80}$	$7.73^{+5.34}_{-2.97} \times 10^{-7}$	16.15	-29.89	-6.61
12.50	14.56	21.00	$1.34^{+0.26}_{-0.69} \times 10^{+1}$	$-1.44^{+0.15}_{-0.15}$	$200.42^{+3.09}_{-13.06}$	$112.70^{+1.74}_{-63.58}$	$4.19^{+5.48}_{-2.25} \times 10^{-7}$	$2.88^{+0.08}_{-1.63} \times 10^{-2}$	$1.25^{+0.12}_{-0.25}$	$-3.52^{+1.28}_{-0.67}$	$79.76^{+12.63}_{-17.22}$	$4.27^{+3.44}_{-1.97} \times 10^{-7}$	-19.82	-16.52	-31.12
14.56	17.95	11.20	$2.47^{+1.04}_{-0.98} \times 10^{+1}$	$-1.93^{+0.06}_{-0.19}$	$3587.65^{+1596.29}_{-3545.86}$	$267.79^{+119.15}_{-264.67}$	$1.71^{+2.91}_{-0.96} \times 10^{-7}$	$8.95^{+3.21}_{-8.93} \times 10^{+0}$	$0.69^{+0.78}_{-0.75}$	$-2.50^{+0.40}_{-0.13}$	$27.52^{+4.33}_{-7.41}$	$1.61^{+23.88}_{-1.50} \times 10^{-7}$	-2438.45	-7.96	-2438.45
17.95	17.96	5.50	$5.84^{+4.15}_{-1.43} \times 10^{+2}$	$-2.15^{+0.13}_{-0.20}$	$4680.41^{+1760.04}_{-4652.82}$	$714.77^{+268.79}_{-710.56}$	$1.81^{+2.88}_{-1.07} \times 10^{-6}$	$3.41^{+1.26}_{-3.40} \times 10^{+2}$	$1.45^{+0.89}_{-0.46}$	$-3.64^{+0.66}_{-1.10}$	$27.04^{+6.91}_{-8.54}$	$1.50^{+16.09}_{-1.40} \times 10^{-6}$	-9.07	1.17	-5.50
17.96	25.00	7.70	$1.24^{+0.25}_{-0.74} \times 10^{+1}$	$-1.99^{+0.16}_{-0.14}$	$4984.92^{+1933.05}_{-4607.90}$	$45.52^{+17.65}_{-42.07}$	$8.19^{+10.01}_{-4.85} \times 10^{-8}$	$1.17^{+0.30}_{-1.17} \times 10^{+2}$	$1.60^{+1.11}_{-0.60}$	$-2.20^{+0.35}_{-0.11}$	$20.11^{+4.68}_{-7.52}$	$8.77^{+238.67}_{-8.54} \times 10^{-8}$	-2419.92	1.03	-2419.92

NOTE—All columns are the same as Table 3.

Table 11. Time-resolved spectral analysis results of GRB090804940.

$t_{\text{start}}$	$t_{\text{stop}}$	$S$	$K$	$\alpha$	$E_c$	$E_p$	$F$	$K_{\text{BAND}}$	$\alpha_{\text{BAND}}$	$\beta_{\text{BAND}}$	$E_{p,\text{BAND}}$	$F_{\text{BAND}}$	$\Delta\text{DIC}$	$PDIC$	$PDIC_{\text{BAND}}$
(1)	(2)	(3)	(4)	(5)	(6)	(7)	(8)	(9)	(10)	(11)	(12)	(13)	(14)	(15)	(16)
-1.00	-0.30	-0.40	$7.70^{+1.26}_{-7.70} \times 10^{+0}$	$-2.46^{+0.09}_{-0.54}$	$4942.49^{+1849.83}_{-4930.70}$	$2273.54^{+850.92}_{-2268.12}$	$2.07^{+27.42}_{-1.98} \times 10^{-9}$	$4.34^{+3.56}_{-4.34} \times 10^{+1}$	$1.41^{+1.59}_{-0.14}$	$-3.33^{+0.70}_{-1.56}$	$557.09^{+222.58}_{-347.09}$	N/A	-3194287.41	-2.31	-3194288.73
-0.30	-0.10	5.60	$5.24^{+1.16}_{-5.11} \times 10^{+0}$	$-1.24^{+0.13}_{-0.37}$	$2270.36^{+142.62}_{-2192.91}$	$1730.50^{+108.71}_{-1671.46}$	$6.42^{+39.03}_{-5.10} \times 10^{-7}$	$2.77^{+0.57}_{-2.76} \times 10^{+0}$	$1.27^{+1.72}_{-0.63}$	$-2.76^{+1.05}_{-0.25}$	$101.98^{+10.20}_{-44.01}$	$8.57^{+105.57}_{-7.99} \times 10^{-7}$	-983.42	-46.91	-1025.45
-0.10	0.62	22.40	$1.00^{+0.22}_{-0.65} \times 10^{+0}$	$-0.41^{+0.17}_{-0.19}$	$62.46^{+7.24}_{-13.07}$	$99.57^{+11.54}_{-20.83}$	$8.35^{+14.29}_{-4.96} \times 10^{-7}$	$2.00^{+0.38}_{-0.85} \times 10^{-1}$	$-0.21^{+0.19}_{-0.21}$	$-3.64^{+0.94}_{-0.45}$	$90.95^{+5.39}_{-7.58}$	$8.84^{+5.81}_{-3.10} \times 10^{-7}$	21.90	-24.31	-0.70
0.62	0.97	23.80	$1.02^{+0.24}_{-0.63} \times 10^{+0}$	$-0.22^{+0.15}_{-0.19}$	$49.11^{+5.16}_{-7.86}$	$87.60^{+9.21}_{-14.02}$	$1.39^{+1.97}_{-0.83} \times 10^{-6}$	$4.57^{+0.78}_{-1.92} \times 10^{-1}$	$-0.06^{+0.18}_{-0.21}$	$-4.09^{+0.31}_{-0.89}$	$83.44^{+4.01}_{-5.30}$	$1.38^{+0.80}_{-0.49} \times 10^{-6}$	15.98	-15.92	-0.08
0.97	1.28	32.40	$2.49^{+0.50}_{-1.22} \times 10^{+0}$	$-0.44^{+0.13}_{-0.13}$	$66.75^{+6.45}_{-10.04}$	$103.92^{+10.04}_{-15.63}$	$2.13^{+1.99}_{-1.06} \times 10^{-6}$	$5.19^{+0.61}_{-2.37} \times 10^{-1}$	$-0.19^{+0.15}_{-0.23}$	$-3.13^{+0.57}_{-0.16}$	$91.23^{+7.77}_{-7.27}$	$2.40^{+1.38}_{-0.90} \times 10^{-6}$	-2.83	-7.05	-4.60
1.28	2.30	74.50	$2.59^{+0.34}_{-0.43} \times 10^{+0}$	$-0.43^{+0.04}_{-0.05}$	$78.67^{+3.61}_{-4.24}$	$123.65^{+5.67}_{-6.66}$	$3.41^{+1.10}_{-0.80} \times 10^{-6}$	$3.70^{+0.25}_{-0.33} \times 10^{-1}$	$-0.41^{+0.05}_{-0.05}$	$-4.41^{+0.17}_{-0.59}$	$121.92^{+3.21}_{-3.22}$	$3.44^{+0.39}_{-0.31} \times 10^{-6}$	2.21	1.84	3.17
2.30	3.11	53.90	$3.26^{+0.54}_{-0.73} \times 10^{+0}$	$-0.55^{+0.06}_{-0.06}$	$78.40^{+5.12}_{-5.92}$	$113.97^{+7.44}_{-8.61}$	$2.52^{+1.07}_{-0.74} \times 10^{-6}$	$2.70^{+0.25}_{-0.33} \times 10^{-1}$	$-0.52^{+0.07}_{-0.07}$	$-4.28^{+0.22}_{-0.72}$	$112.23^{+3.45}_{-4.24}$	$2.51^{+0.41}_{-0.33} \times 10^{-6}$	1.40	0.78	3.19
3.11	4.68	62.20	$2.55^{+0.38}_{-0.51} \times 10^{+0}$	$-0.49^{+0.06}_{-0.06}$	$64.83^{+3.52}_{-4.18}$	$97.62^{+5.31}_{-6.29}$	$1.80^{+0.72}_{-0.49} \times 10^{-6}$	$2.79^{+0.26}_{-0.36} \times 10^{-1}$	$-0.45^{+0.06}_{-0.07}$	$-4.07^{+0.67}_{-0.44}$	$95.34^{+2.72}_{-2.86}$	$1.90^{+0.32}_{-0.28} \times 10^{-6}$	0.12	1.00	3.03
4.68	5.84	38.00	$1.66^{+0.29}_{-0.56} \times 10^{+0}$	$-0.43^{+0.09}_{-0.09}$	$54.86^{+3.77}_{-5.33}$	$85.98^{+5.90}_{-8.35}$	$1.16^{+0.78}_{-0.46} \times 10^{-6}$	$2.39^{+0.32}_{-0.50} \times 10^{-1}$	$-0.39^{+0.10}_{-0.10}$	$-4.33^{+0.21}_{-0.67}$	$84.30^{+3.02}_{-3.38}$	$1.21^{+0.32}_{-0.26} \times 10^{-6}$	4.31	-1.53	2.59
5.84	6.53	20.10	$2.94^{+0.67}_{-1.77} \times 10^{+0}$	$-0.64^{+0.18}_{-0.38}$	$47.99^{+5.78}_{-10.26}$	$65.47^{+7.89}_{-14.00}$	$6.50^{+9.78}_{-4.02} \times 10^{-7}$	$3.83^{+0.21}_{-2.91} \times 10^{-1}$	$-0.25^{+0.25}_{-0.39}$	$-3.56^{+0.98}_{-0.43}$	$58.02^{+5.30}_{-5.63}$	$6.53^{+11.10}_{-3.68} \times 10^{-7}$	-31.81	-16.96	-47.34
6.53	7.90	16.30	$1.95^{+0.23}_{-1.74} \times 10^{+0}$	$-0.27^{+0.30}_{-0.38}$	$19.32^{+2.50}_{-4.58}$	$33.38^{+4.32}_{-7.91}$	$2.81^{+10.49}_{-2.11} \times 10^{-7}$	$2.19^{+0.11}_{-2.02} \times 10^{+0}$	$0.27^{+0.35}_{-0.48}$	$-4.22^{+0.26}_{-0.78}$	$31.62^{+1.90}_{-1.51}$	$2.88^{+7.56}_{-2.12} \times 10^{-7}$	-34.88	-99.39	-135.42
7.90	7.92	-3.50	$1.07^{+0.04}_{-1.07} \times 10^{+2}$	$-2.56^{+0.08}_{-0.44}$	$4968.44^{+1793.22}_{-4933.44}$	$-2776.75^{+1002.19}_{-2768.37}$	$2.80^{+22.02}_{-2.64} \times 10^{-8}$	$1.56^{+0.24}_{-1.36} \times 10^{+2}$	$1.98^{+1.02}_{-0.06}$	$-3.38^{+0.64}_{-1.53}$	$28.40^{+2.57}_{-18.40}$	N/A	-20.86	-1.60	-22.51
7.92	8.71	8.10	$6.94^{+1.36}_{-3.83} \times 10^{+1}$	$-2.15^{+0.15}_{-0.12}$	$5004.52^{+1937.25}_{-4639.11}$	$-755.88^{+292.60}_{-700.69}$	$2.33^{+2.29}_{-1.23} \times 10^{-7}$	$1.27^{+0.25}_{-1.27} \times 10^{+2}$	$1.26^{+0.93}_{-0.62}$	$-2.29^{+0.24}_{-0.13}$	$18.19^{+3.42}_{-3.50}$	$2.09^{+41.46}_{-2.00} \times 10^{-7}$	-745.28	0.76	-743.20
8.71	15.00	4.00	$5.81^{+1.14}_{-4.83} \times 10^{+1}$	$-2.53^{+0.23}_{-0.28}$	$5078.02^{+2493.20}_{-2023.92}$	$-2698.91^{+2493.20}_{-1075.69}$	$4.11^{+7.72}_{-2.60} \times 10^{-8}$	$1.56^{+0.01}_{-1.56} \times 10^{+2}$	$1.56^{+1.15}_{-0.54}$	$-2.99^{+0.83}_{-0.25}$	$16.15^{+2.52}_{-4.85}$	$4.31^{+143.71}_{-4.22} \times 10^{-8}$	-812.96	-0.90	-815.34

NOTE—All columns are the same as Table 3.

Table 12. Time-resolved spectral analysis results of GRB090820027.

$t_{\text{start}}$	$t_{\text{stop}}$	$S$	$K$	$\alpha$	$E_c$	$E_p$	$F$	$K_{\text{BAND}}$	$\alpha_{\text{BAND}}$	$\beta_{\text{BAND}}$	$E_{p,\text{BAND}}$	$F_{\text{BAND}}$	$\Delta\text{DIC}$	$p_{\text{DIC}}$	$p_{\text{DIC,BAND}}$
(1)	(2)	(3)	(4)	(5)	(6)	(7)	(8)	(9)	(10)	(11)	(12)	(13)	(14)	(15)	(16)
25.0028	68.2	4.0	$6.12^{+0.85}_{-0.12} \times 10^{+0}$	$-2.56^{+0.08}_{-0.44}$	$4955.59^{+1860.13}_{-4945.25}$	$2781.45^{+1044.04}_{-2775.62}$	$1.42^{+11.83}_{-1.34} \times 10^{-9}$	$8.16^{+4.61}_{-8.16} \times 10^{+1}$	$2.29^{+0.71}_{-0.10}$	$-3.60^{+0.44}_{-1.40}$	$24.91^{+3.10}_{-14.91}$	$9.53^{+869.02}_{-9.49} \times 10^{-10}$	-79.09	-1.90	-81.83
28.6829	77.6	9.0	$1.63^{+0.37}_{-1.01} \times 10^{+1}$	$-1.78^{+0.13}_{-0.16}$	$4664.39^{+1841.06}_{-4670.12}$	$1048.80^{+413.97}_{-1027.60}$	$2.56^{+3.86}_{-1.39} \times 10^{-7}$	$6.91^{+2.14}_{-6.90} \times 10^{+1}$	$1.68^{+1.32}_{-0.38}$	$-2.40^{+0.58}_{-0.12}$	$34.21^{+5.48}_{-8.44}$	$2.38^{+69.33}_{-2.31} \times 10^{-7}$	-1353.45	0.67	-1348.86
29.7730	35.16	9.0	$2.56^{+0.52}_{-1.74} \times 10^{+0}$	$-0.88^{+0.17}_{-0.17}$	$236.08^{+18.74}_{-15.27}$	$264.87^{+21.02}_{-129.33}$	$1.24^{+2.62}_{-0.83} \times 10^{-6}$	$5.06^{+0.63}_{-1.97} \times 10^{-2}$	$-0.71^{+0.17}_{-0.23}$	$-3.36^{+1.30}_{-0.71}$	$200.22^{+30.47}_{-51.03}$	$1.17^{+0.66}_{-0.37} \times 10^{-6}$	18.11	-20.85	0.86
30.3530	63.20	2.0	$2.67^{+0.64}_{-1.48} \times 10^{+0}$	$-0.75^{+0.11}_{-0.15}$	$198.39^{+29.73}_{-56.96}$	$248.92^{+37.31}_{-71.48}$	$2.55^{+3.63}_{-1.42} \times 10^{-6}$	$8.76^{+1.13}_{-2.02} \times 10^{-2}$	$-0.67^{+0.14}_{-0.15}$	$-3.87^{+0.36}_{-1.13}$	$227.05^{+23.48}_{-39.50}$	$2.44^{+0.79}_{-0.35} \times 10^{-6}$	5.30	-4.32	2.93
30.6331	16.51	2.0	$1.87^{+0.33}_{-0.48} \times 10^{+0}$	$-0.46^{+0.06}_{-0.07}$	$156.83^{+14.73}_{-14.73}$	$241.74^{+19.20}_{-22.71}$	$5.92^{+3.03}_{-1.91} \times 10^{-6}$	$3.36^{+0.41}_{-0.79} \times 10^{-1}$	$-0.21^{+0.11}_{-0.13}$	$-2.30^{+0.08}_{-0.08}$	$183.97^{+16.67}_{-20.85}$	$6.50^{+1.73}_{-1.47} \times 10^{-6}$	-19.22	0.72	1.72
31.1631	39.49	0.0	$2.54^{+0.44}_{-0.73} \times 10^{+0}$	$-0.44^{+0.07}_{-0.07}$	$169.60^{+12.26}_{-17.71}$	$263.97^{+19.08}_{-27.57}$	$9.76^{+5.67}_{-3.35} \times 10^{-6}$	$3.69^{+0.31}_{-0.63} \times 10^{-1}$	$-0.35^{+0.08}_{-0.12}$	$-3.18^{+0.93}_{-0.25}$	$238.54^{+22.85}_{-23.11}$	$1.00^{+0.23}_{-0.19} \times 10^{-5}$	-1.37	0.77	2.36
31.3931	53.45	5.0	$4.05^{+0.86}_{-1.29} \times 10^{+0}$	$-0.52^{+0.07}_{-0.08}$	$193.76^{+18.74}_{-26.04}$	$287.36^{+28.61}_{-37.61}$	$1.31^{+0.94}_{-0.54} \times 10^{-5}$	$4.99^{+0.55}_{-0.94} \times 10^{-1}$	$-0.30^{+0.10}_{-0.12}$	$-2.35^{+0.20}_{-0.12}$	$221.82^{+21.28}_{-23.11}$	$1.31^{+0.33}_{-0.26} \times 10^{-5}$	-14.51	-0.27	3.36
31.5332	361.17	104.19	$0.40^{+0.40}_{-0.40} \times 10^{+0}$	$-0.49^{+0.03}_{-0.03}$	$188.65^{+6.80}_{-7.30}$	$284.99^{+11.02}_{-12.62}$	$1.58^{+0.30}_{-0.27} \times 10^{-5}$	$5.12^{+0.24}_{-0.26} \times 10^{-1}$	$-0.38^{+0.04}_{-0.04}$	$-2.69^{+0.09}_{-0.09}$	$248.67^{+8.28}_{-9.27}$	$1.56^{+0.11}_{-0.10} \times 10^{-5}$	-27.84	2.60	3.95
32.3632	901.13	805.11	$0.50^{+0.50}_{-0.50} \times 10^{+0}$	$-0.48^{+0.03}_{-0.03}$	$186.34^{+6.90}_{-8.32}$	$282.46^{+10.46}_{-12.62}$	$1.94^{+0.41}_{-0.35} \times 10^{-5}$	$6.26^{+0.31}_{-0.36} \times 10^{-1}$	$-0.39^{+0.04}_{-0.04}$	$-2.82^{+0.19}_{-0.12}$	$251.32^{+9.12}_{-10.64}$	$1.92^{+0.17}_{-0.15} \times 10^{-5}$	-15.60	2.59	3.96
32.9034	291.84	807.43	$0.44^{+0.44}_{-0.48} \times 10^{+0}$	$-0.53^{+0.02}_{-0.02}$	$174.95^{+3.85}_{-4.89}$	$257.35^{+5.66}_{-6.60}$	$2.04^{+0.26}_{-0.21} \times 10^{-5}$	$7.28^{+0.20}_{-0.25} \times 10^{-1}$	$-0.45^{+0.02}_{-0.02}$	$-2.89^{+0.11}_{-0.08}$	$233.87^{+4.87}_{-5.32}$	$2.04^{+0.08}_{-0.08} \times 10^{-5}$	-47.08	2.85	3.93
34.2934	971.48	009.99	$0.69^{+0.69}_{-0.83} \times 10^{+0}$	$-0.62^{+0.02}_{-0.02}$	$234.45^{+7.89}_{-8.04}$	$324.28^{+10.91}_{-11.13}$	$2.57^{+0.39}_{-0.33} \times 10^{-5}$	$6.17^{+0.20}_{-0.27} \times 10^{-1}$	$-0.58^{+0.03}_{-0.03}$	$-3.12^{+0.35}_{-0.12}$	$303.90^{+11.30}_{-10.75}$	$2.51^{+0.16}_{-0.15} \times 10^{-5}$	-10.00	2.80	3.73
34.9736	10166.00	72.53	$0.54^{+0.54}_{-0.54} \times 10^{+0}$	$-0.55^{+0.02}_{-0.02}$	$183.59^{+4.81}_{-5.17}$	$265.79^{+6.96}_{-7.49}$	$2.02^{+0.29}_{-0.25} \times 10^{-5}$	$6.47^{+0.20}_{-0.21} \times 10^{-1}$	$-0.51^{+0.02}_{-0.03}$	$-3.15^{+0.24}_{-0.11}$	$250.34^{+5.99}_{-6.29}$	$2.01^{+0.09}_{-0.10} \times 10^{-5}$	-13.13	2.85	3.96
36.1036	40.78	3.0	$1.22^{+0.14}_{-0.20} \times 10^{+1}$	$-0.73^{+0.04}_{-0.04}$	$214.42^{+12.80}_{-17.01}$	$271.37^{+16.20}_{-21.52}$	$1.50^{+0.45}_{-0.32} \times 10^{-5}$	$4.29^{+0.22}_{-0.31} \times 10^{-1}$	$-0.71^{+0.04}_{-0.05}$	$-3.75^{+0.93}_{-0.55}$	$260.87^{+15.65}_{-13.22}$	$1.49^{+0.14}_{-0.14} \times 10^{-5}$	-2.14	2.39	3.05
36.4037	13105.80	1.41	$0.13^{+0.13}_{-0.14} \times 10^{+1}$	$-0.82^{+0.03}_{-0.03}$	$243.21^{+11.90}_{-13.82}$	$288.15^{+14.10}_{-16.37}$	$1.31^{+0.28}_{-0.22} \times 10^{-5}$	$3.41^{+0.13}_{-0.18} \times 10^{-1}$	$-0.79^{+0.03}_{-0.03}$	$-3.41^{+0.80}_{-0.24}$	$275.61^{+14.22}_{-11.90}$	$1.31^{+0.09}_{-0.09} \times 10^{-5}$	-4.59	2.70	2.91
37.1338	20106.60	9.30	$0.82^{+0.82}_{-0.93} \times 10^{+0}$	$-0.75^{+0.03}_{-0.03}$	$209.64^{+10.26}_{-9.79}$	$262.29^{+12.83}_{-12.25}$	$1.03^{+0.20}_{-0.16} \times 10^{-5}$	$3.02^{+0.11}_{-0.13} \times 10^{-1}$	$-0.73^{+0.03}_{-0.03}$	$-3.60^{+0.75}_{-0.26}$	$255.13^{+8.77}_{-8.82}$	$1.04^{+0.06}_{-0.06} \times 10^{-5}$	-4.68	2.72	3.42
38.2038	90.71	5.0	$5.47^{+0.64}_{-0.96} \times 10^{+0}$	$-0.65^{+0.04}_{-0.04}$	$151.10^{+8.37}_{-10.82}$	$204.14^{+11.31}_{-14.62}$	$6.60^{+2.12}_{-1.57} \times 10^{-6}$	$2.77^{+0.15}_{-0.18} \times 10^{-1}$	$-0.64^{+0.04}_{-0.05}$	$-4.38^{+0.17}_{-0.06}$	$201.74^{+7.15}_{-8.07}$	$6.64^{+0.59}_{-0.50} \times 10^{-6}$	0.37	2.23	3.30
38.9039	61.58	5.0	$6.39^{+0.94}_{-1.28} \times 10^{+0}$	$-0.76^{+0.05}_{-0.05}$	$158.13^{+12.12}_{-14.53}$	$196.80^{+15.08}_{-18.09}$	$4.79^{+1.95}_{-1.37} \times 10^{-6}$	$1.98^{+0.13}_{-0.17} \times 10^{-1}$	$-0.74^{+0.05}_{-0.06}$	$-4.00^{+0.59}_{-0.68}$	$193.29^{+8.99}_{-10.36}$	$4.85^{+0.54}_{-0.47} \times 10^{-6}$	-1.23	1.76	3.36
39.6140	37.49	5.0	$6.02^{+1.01}_{-1.54} \times 10^{+0}$	$-0.75^{+0.07}_{-0.07}$	$113.10^{+9.05}_{-12.87}$	$141.89^{+11.35}_{-16.14}$	$3.19^{+1.59}_{-1.08} \times 10^{-6}$	$1.99^{+0.18}_{-0.25} \times 10^{-1}$	$-0.72^{+0.07}_{-0.07}$	$-4.09^{+0.31}_{-0.89}$	$138.62^{+6.87}_{-7.95}$	$3.13^{+0.35}_{-0.32} \times 10^{-6}$	0.16	0.90	3.21
40.3742	85.91	7.0	$1.61^{+0.15}_{-0.17} \times 10^{+1}$	$-1.02^{+0.03}_{-0.03}$	$176.58^{+11.61}_{-11.61}$	$173.90^{+10.14}_{-11.43}$	$3.98^{+0.81}_{-0.67} \times 10^{-6}$	$1.53^{+0.07}_{-0.08} \times 10^{-1}$	$-1.00^{+0.03}_{-0.03}$	$-3.82^{+0.82}_{-0.56}$	$169.99^{+6.19}_{-7.39}$	$3.99^{+0.32}_{-0.29} \times 10^{-6}$	-3.50	2.63	3.18
42.8543	55.43	2.0	$9.03^{+1.67}_{-2.50} \times 10^{+0}$	$-0.92^{+0.07}_{-0.08}$	$135.50^{+14.16}_{-20.85}$	$146.75^{+15.34}_{-22.58}$	$2.53^{+1.41}_{-0.91} \times 10^{-6}$	$1.38^{+0.14}_{-0.22} \times 10^{-1}$	$-0.88^{+0.08}_{-0.09}$	$-3.70^{+0.64}_{-0.64}$	$140.38^{+11.80}_{-11.80}$	$2.63^{+0.50}_{-0.43} \times 10^{-6}$	-0.93	0.61	3.05
43.5544	25.33	5.0	$1.25^{+0.27}_{-0.47} \times 10^{+1}$	$-1.06^{+0.10}_{-0.11}$	$122.20^{+16.57}_{-29.63}$	$114.35^{+15.50}_{-27.72}$	$1.63^{+1.40}_{-0.76} \times 10^{-6}$	$1.08^{+0.13}_{-0.33} \times 10^{-1}$	$-0.98^{+0.12}_{-0.14}$	$-3.65^{+1.01}_{-0.68}$	$103.09^{+10.73}_{-12.50}$	$1.58^{+0.61}_{-0.41} \times 10^{-6}$	0.06	-2.65	1.13
44.2545	13.23	8.0	$1.60^{+0.91}_{-1.80} \times 10^{+1}$	$-1.20^{+0.16}_{-0.17}$	$90.50^{+12.01}_{-32.62}$	$72.52^{+9.63}_{-26.14}$	$8.33^{+12.04}_{-4.78} \times 10^{-7}$	$8.00^{+1.36}_{-3.61} \times 10^{-2}$	$-1.07^{+0.17}_{-0.18}$	$-3.93^{+1.07}_{-1.07}$	$65.01^{+4.99}_{-7.91}$	$8.08^{+5.54}_{-3.06} \times 10^{-7}$	6.45	-10.81	-0.21
45.1345	95.14	1.0	$1.97^{+1.20}_{-1.80} \times 10^{+1}$	$-1.23^{+0.31}_{-0.39}$	$92.79^{+25.93}_{-67.17}$	$71.51^{+19.98}_{-51.77}$	$3.72^{+19.53}_{-2.78} \times 10^{-7}$	$7.49^{+0.14}_{-1.27} \times 10^{-1}$	$-0.83^{+0.37}_{-0.34}$	$-3.98^{+1.01}_{-1.01}$	$38.27^{+4.20}_{-5.07}$	$3.94^{+7.00}_{-2.63} \times 10^{-7}$	247.14	-279.00	-27.46
45.9548	05.13	10.0	$5.66^{+1.06}_{-5.49} \times 10^{+1}$	$-1.73^{+0.31}_{-0.65}$	$1016.75^{+1878.38}_{-997.94}$	$273.59^{+236.36}_{-268.53}$	$2.31^{+19.53}_{-1.94} \times 10^{-7}$	$4.09^{+0.75}_{-3.88} \times 10^{-1}$	$-0.54^{+0.45}_{-0.59}$	$-3.88^{+1.03}_{-1.03}$	$26.62^{+3.47}_{-3.70}$	$1.97^{+11.06}_{-1.64} \times 10^{-7}$	456.43	-730.35	-266.77
48.0560	00.13	4.0	$3.85^{+1.32}_{-3.51} \times 10^{+1}$	$-1.91^{+0.23}_{-0.43}$	$1828.86^{+524.09}_{-1806.56}$	$163.77^{+46.93}_{-161.78}$	$1.50^{+7.80}_{-1.17} \times 10^{-7}$	$5.13^{+0.79}_{-4.72} \times 10^{-2}$	$-1.04^{+0.32}_{-0.54}$	$-3.87^{+0.38}_{-1.12}$	$31.55^{+3.70}_{-4.71}$	$1.27^{+4.18}_{-0.98} \times 10^{-7}$	-2.68	-151.26	-144.26

NOTE—All columns are the same as Table 3.

Table 13. Time-resolved spectral analysis results of GRB100122616.

$t_{\text{start}}$	$t_{\text{stop}}$	$S$	$K$	$\alpha$	$E_c$	$E_p$	$F$	$K_{\text{BAND}}$	$\alpha_{\text{BAND}}$	$\beta_{\text{BAND}}$	$E_{p,\text{BAND}}$	$F_{\text{BAND}}$	$\Delta\text{DIC}$	$p_{\text{DIC}}$	$p_{\text{DIC,BAND}}$
(1)	(2)	(3)	(4)	(5)	(6)	(7)	(8)	(9)	(10)	(11)	(12)	(13)	(14)	(15)	(16)
-5.00	-3.77	-1.735	$4.2^{+0.91}_{-5.42} \times 10^{+0}$	$-2.52^{+0.10}_{-0.48}$	$4996.18^{+1810.29}_{-4986.08}$	$-2583.68^{+936.15}_{-2578.45}$	$1.63^{+13.66}_{-1.53} \times 10^{-9}$	$7.81^{+5.02}_{-7.81} \times 10^{+1}$	$2.16^{+0.84}_{-0.03}$	$-3.52^{+0.53}_{-1.47}$	$31.31^{+4.49}_{-21.30}$	N/A	-280.71	-1.98	-283.90
-3.77	5.86	8.44	$7.61^{+3.35}_{-3.87} \times 10^{+0}$	$-1.73^{+0.04}_{-0.23}$	$4534.50^{+1866.17}_{-4496.42}$	$1244.62^{+512.22}_{-1234.17}$	$1.10^{+2.34}_{-0.73} \times 10^{-7}$	$2.01^{+0.61}_{-2.01} \times 10^{+0}$	$0.39^{+1.09}_{-0.88}$	$-2.37^{+0.63}_{-0.01}$	$37.86^{+11.17}_{-17.88}$	N/A	-4627.56	-16.72	-4642.11
5.86	18.54	1.36	$2.11^{+0.34}_{-2.11} \times 10^{+1}$	$-2.40^{+0.16}_{-0.60}$	$4860.23^{+1759.48}_{-4814.88}$	$-1934.25^{+700.23}_{-1916.20}$	$1.38^{+9.24}_{-1.15} \times 10^{-8}$	$1.75^{+0.02}_{-1.75} \times 10^{+2}$	$2.29^{+0.71}_{-0.15}$	$-3.11^{+1.47}_{-0.53}$	$18.84^{+1.41}_{-8.05}$	$1.26^{+25.40}_{-1.20} \times 10^{-8}$	-48.13	-2.20	-52.09
18.54	19.48	12.45	$1.79^{+1.00}_{-0.73} \times 10^{+2}$	$-2.12^{+0.03}_{-0.32}$	$4014.90^{+2044.29}_{-4000.95}$	$-464.76^{+236.65}_{-463.15}$	$3.71^{+6.60}_{-2.50} \times 10^{-7}$	$6.05^{+0.75}_{-6.01} \times 10^{+0}$	$-0.06^{+0.70}_{-0.58}$	$-2.47^{+0.24}_{-0.10}$	$17.71^{+4.21}_{-4.07}$	$3.77^{+41.07}_{-3.51} \times 10^{-7}$	-731.23	-81.64	-809.36
19.48	19.87	18.96	$2.08^{+0.64}_{-2.06} \times 10^{+2}$	$-1.81^{+0.11}_{-0.44}$	$1316.49^{+886.78}_{-1298.43}$	$246.42^{+165.99}_{-243.04}$	$8.87^{+48.71}_{-6.59} \times 10^{-7}$	$6.49^{+0.74}_{-6.41} \times 10^{+0}$	$-0.10^{+0.57}_{-0.37}$	$-2.51^{+0.18}_{-0.11}$	$23.95^{+2.59}_{-3.81}$	$9.68^{+69.15}_{-8.33} \times 10^{-7}$	-314.23	-421.65	-724.91
19.87	20.56	42.96	$1.13^{+0.28}_{-0.36} \times 10^{+2}$	$-1.52^{+0.06}_{-0.16}$	$121.80^{+19.23}_{-38.44}$	$57.86^{+9.14}_{-18.26}$	$1.93^{+1.55}_{-0.86} \times 10^{-6}$	$1.07^{+0.13}_{-0.94} \times 10^{+0}$	$-0.62^{+0.37}_{-0.32}$	$-2.41^{+0.13}_{-0.08}$	$34.93^{+3.86}_{-4.94}$	$2.09^{+4.70}_{-1.37} \times 10^{-6}$	-214.55	-40.33	-238.54
20.56	21.97	22.59	$4.43^{+1.26}_{-1.40} \times 10^{+1}$	$-1.45^{+0.04}_{-0.06}$	$155.79^{+16.89}_{-21.19}$	$85.22^{+9.24}_{-11.59}$	$3.01^{+0.95}_{-0.63} \times 10^{-6}$	$1.47^{+0.14}_{-0.24} \times 10^{-1}$	$-1.35^{+0.08}_{-0.08}$	$-2.79^{+0.32}_{-0.09}$	$74.55^{+5.24}_{-5.45}$	$3.11^{+0.69}_{-0.51} \times 10^{-6}$	-11.08	1.68	3.10
21.97	22.59	41.43	$7.10^{+1.99}_{-2.23} \times 10^{+1}$	$-1.42^{+0.07}_{-0.15}$	$151.16^{+26.53}_{-49.74}$	$87.81^{+15.41}_{-28.90}$	$2.15^{+1.98}_{-1.03} \times 10^{-6}$	$3.44^{+0.34}_{-2.50} \times 10^{-1}$	$-0.91^{+0.23}_{-0.32}$	$-2.45^{+0.23}_{-0.03}$	$53.28^{+4.84}_{-9.80}$	$2.28^{+2.74}_{-1.29} \times 10^{-6}$	-58.15	-35.93	-78.97
22.59	23.47	35.02	$8.73^{+2.21}_{-2.58} \times 10^{+1}$	$-1.64^{+0.06}_{-0.14}$	$465.98^{+9.29}_{-298.52}$	$169.29^{+3.37}_{-108.46}$	$1.59^{+1.37}_{-0.73} \times 10^{-6}$	$4.71^{+0.21}_{-4.32} \times 10^{-1}$	$-0.77^{+0.37}_{-0.39}$	$-2.15^{+0.11}_{-0.07}$	$43.14^{+4.45}_{-13.47}$	$1.92^{+4.94}_{-1.37} \times 10^{-6}$	-396.30	-65.61	-450.71
23.47	24.35	23.34	$4.68^{+1.88}_{-2.68} \times 10^{+1}$	$-1.48^{+0.12}_{-0.27}$	$210.39^{+20.83}_{-149.07}$	$109.15^{+10.81}_{-77.34}$	$8.27^{+19.98}_{-5.47} \times 10^{-7}$	$7.41^{+0.86}_{-4.69} \times 10^{-2}$	$-1.26^{+0.21}_{-0.27}$	$-3.25^{+0.40}_{-0.40}$	$54.33^{+6.31}_{-8.54}$	$9.04^{+9.62}_{-4.49} \times 10^{-7}$	176.89	-199.90	-14.66
24.35	25.69	19.17	$4.54^{+1.38}_{-4.48} \times 10^{+1}$	$-1.62^{+0.08}_{-0.39}$	$1309.76^{+717.63}_{-1284.62}$	$494.29^{+270.83}_{-484.80}$	$5.26^{+31.02}_{-3.91} \times 10^{-7}$	$1.38^{+0.11}_{-1.35} \times 10^{+0}$	$-0.08^{+0.55}_{-0.57}$	$-2.43^{+0.21}_{-0.13}$	$35.42^{+4.93}_{-5.64}$	$5.98^{+25.73}_{-5.03} \times 10^{-7}$	-173.03	-432.10	-590.68
25.69	28.29	28.29	$12.24^{+3.60}_{-3.60} \times 10^{+1}$	$-1.93^{+0.05}_{-0.35}$	$3811.40^{+1850.92}_{-5792.34}$	$278.90^{+135.44}_{-277.50}$	$2.43^{+12.08}_{-1.79} \times 10^{-7}$	$2.77^{+0.90}_{-2.74} \times 10^{+0}$	$0.01^{+0.62}_{-0.61}$	$-2.39^{+0.30}_{-0.07}$	$22.75^{+4.72}_{-5.76}$	$2.73^{+21.08}_{-2.80} \times 10^{-7}$	-1206.83	-87.83	-1289.75
28.29	38.25	8.87	$2.07^{+0.85}_{-1.16} \times 10^{+1}$	$-2.02^{+0.08}_{-0.24}$	$4472.62^{+1854.15}_{-4446.88}$	$-97.93^{+40.60}_{-97.36}$	$8.33^{+15.80}_{-5.12} \times 10^{-8}$	$2.08^{+0.65}_{-2.07} \times 10^{+1}$	$0.98^{+0.84}_{-0.62}$	$-2.24^{+0.22}_{-0.12}$	$18.76^{+3.38}_{-5.72}$	$8.43^{+117.12}_{-8.04} \times 10^{-8}$	-1127.05	-11.86	-1138.68
38.25	40.00	-0.31	$1.18^{+0.08}_{-1.18} \times 10^{+1}$	$-2.52^{+0.10}_{-0.48}$	$5042.74^{+4929.76}_{-1817.61}$	$-2642.19^{+2582.99}_{-952.35}$	$3.36^{+29.51}_{-3.15} \times 10^{-9}$	$8.87^{+4.78}_{-8.87} \times 10^{+1}$	$2.20^{+0.80}_{-0.00}$	$-3.54^{+0.46}_{-1.46}$	$23.96^{+0.91}_{-13.96}$	N/A	-50.02	-1.36	-52.47

NOTE—All columns are the same as Table 3.

Table 14. Time-resolved spectral analysis results of GRB100528075.

$t_{\text{start}}$	$t_{\text{stop}}$	$S$	$K$	$\alpha$	$E_c$	$E_p$	$F$	$K_{\text{BAND}}$	$\alpha_{\text{BAND}}$	$\beta_{\text{BAND}}$	$E_{p,\text{BAND}}$	$F_{\text{BAND}}$	$\Delta\text{DIC}$	$p_{\text{DIC}}$	$p_{\text{DIC,BAND}}$
(1)	(2)	(3)	(4)	(5)	(6)	(7)	(8)	(9)	(10)	(11)	(12)	(13)	(14)	(15)	(16)
-5.00	-0.19	7.81	$2.82^{+0.96}_{-2.07} \times 10^{+0}$	$-1.47^{+0.08}_{-0.26}$	$2652.71^{+636.59}_{-2586.43}$	$1414.36^{+339.41}_{-1379.02}$	$1.40^{+4.62}_{-0.90} \times 10^{-7}$	$3.61^{+2.63}_{-3.44} \times 10^{-2}$	$-0.83^{+0.17}_{-0.83}$	$-3.11^{+1.45}_{-0.63}$	$317.71^{+135.55}_{-285.07}$	$1.57^{+10.73}_{-1.18} \times 10^{-7}$	$-5894.07$	$-26.52$	$-5914.73$
-0.19	1.78	15.86	$1.79^{+0.42}_{-0.85} \times 10^{+0}$	$-1.01^{+0.11}_{-0.13}$	$255.08^{+31.76}_{-106.18}$	$252.47^{+31.44}_{-105.09}$	$5.47^{+6.36}_{-2.82} \times 10^{-7}$	$3.69^{+0.44}_{-2.42} \times 10^{-2}$	$-0.68^{+0.13}_{-0.39}$	$-2.47^{+0.77}_{-0.00}$	$158.10^{+43.19}_{-68.39}$	$5.79^{+6.97}_{-2.80} \times 10^{-7}$	$-108.48$	$-9.26$	$-111.77$
1.78	3.89	29.87	$4.01^{+0.62}_{-0.84} \times 10^{+0}$	$-1.12^{+0.05}_{-0.06}$	$519.85^{+71.83}_{-134.86}$	$456.44^{+63.07}_{-118.41}$	$1.34^{+0.63}_{-0.38} \times 10^{-6}$	$2.40^{+0.14}_{-0.30} \times 10^{-2}$	$-1.08^{+0.05}_{-0.08}$	$-3.06^{+1.23}_{-0.54}$	$399.11^{+85.74}_{-90.30}$	$1.33^{+0.25}_{-0.23} \times 10^{-6}$	$-4.24$	$1.17$	$1.64$
3.89	5.77	35.15	$3.15^{+0.49}_{-0.66} \times 10^{+0}$	$-1.01^{+0.05}_{-0.05}$	$404.22^{+42.54}_{-82.16}$	$400.80^{+42.18}_{-81.46}$	$1.67^{+0.70}_{-0.53} \times 10^{-6}$	$3.80^{+0.52}_{-1.03} \times 10^{-2}$	$-0.92^{+0.01}_{-0.14}$	$-3.32^{+1.02}_{-0.18}$	$353.88^{+73.14}_{-32.27}$	$1.66^{+0.33}_{-0.26} \times 10^{-6}$	$-62.89$	$1.23$	$-64.42$
5.77	11.09	79.35	$4.49^{+0.33}_{-0.41} \times 10^{+0}$	$-1.02^{+0.02}_{-0.02}$	$425.92^{+28.15}_{-35.37}$	$418.37^{+27.65}_{-34.74}$	$2.38^{+0.38}_{-0.35} \times 10^{-6}$	$4.28^{+0.13}_{-0.18} \times 10^{-2}$	$-1.00^{+0.03}_{-0.03}$	$-2.32^{+0.19}_{-0.08}$	$377.49^{+24.69}_{-29.31}$	$2.34^{+0.15}_{-0.13} \times 10^{-6}$	$-16.69$	$2.70$	$3.94$
11.09	11.78	24.72	$2.85^{+1.60}_{-2.66} \times 10^{+0}$	$-1.23^{+0.08}_{-0.09}$	$522.04^{+68.52}_{-48.50}$	$402.76^{+52.87}_{-185.39}$	$1.47^{+1.03}_{-0.58} \times 10^{-6}$	$3.36^{+0.26}_{-0.92} \times 10^{-2}$	$-1.13^{+0.09}_{-0.16}$	$-3.07^{+1.25}_{-0.37}$	$292.39^{+50.76}_{-133.30}$	$1.45^{+0.50}_{-0.39} \times 10^{-6}$	$-5.44$	$-2.24$	$-2.36$
11.78	11.78	7.96	$5.78^{+4.22}_{-1.42} \times 10^{+2}$	$-1.97^{+0.19}_{-0.22}$	$4648.27^{+1821.83}_{-4631.73}$	$116.40^{+45.62}_{-115.99}$	$3.95^{+7.37}_{-2.74} \times 10^{-6}$	$5.20^{+3.77}_{-4.82} \times 10^{-1}$	$-1.72^{+0.10}_{-0.28}$	$-3.46^{+0.57}_{-1.52}$	$4326.45^{+2006.09}_{-4316.38}$	N/A	$-35.07$	$1.26$	$-29.13$
11.78	12.73	31.64	$3.74^{+0.64}_{-1.08} \times 10^{+0}$	$-0.93^{+0.07}_{-0.07}$	$208.08^{+24.08}_{-37.86}$	$221.98^{+25.69}_{-40.39}$	$1.54^{+0.91}_{-0.55} \times 10^{-6}$	$5.26^{+0.48}_{-0.68} \times 10^{-2}$	$-0.90^{+0.07}_{-0.08}$	$-3.41^{+1.10}_{-0.54}$	$207.06^{+16.70}_{-23.90}$	$1.56^{+0.30}_{-0.24} \times 10^{-6}$	$-1.02$	$0.12$	$2.87$
12.73	14.15	24.89	$3.88^{+1.58}_{-2.95} \times 10^{+0}$	$-1.31^{+0.09}_{-0.09}$	$308.71^{+33.76}_{-134.33}$	$212.76^{+23.27}_{-92.58}$	$7.33^{+6.04}_{-3.30} \times 10^{-7}$	$2.12^{+0.26}_{-0.44} \times 10^{-2}$	$-1.26^{+0.08}_{-0.12}$	$-3.64^{+0.60}_{-1.22}$	$181.44^{+19.25}_{-46.84}$	$7.10^{+2.28}_{-1.52} \times 10^{-7}$	$0.74$	$-3.11$	$2.12$
14.15	16.06	20.43	$8.85^{+3.00}_{-3.00} \times 10^{+0}$	$-1.40^{+0.09}_{-0.09}$	$532.56^{+40.13}_{-306.43}$	$321.86^{+24.25}_{-185.20}$	$6.19^{+5.12}_{-2.76} \times 10^{-7}$	$6.12^{+0.60}_{-5.88} \times 10^{-1}$	$-0.09^{+0.52}_{-0.48}$	$-1.80^{+0.07}_{-0.04}$	$41.23^{+3.39}_{-13.29}$	$6.89^{+25.79}_{-5.46} \times 10^{-7}$	$-866.93$	$-13.17$	$-885.26$
16.06	17.86	12.21	$1.89^{+0.57}_{-0.63} \times 10^{+1}$	$-1.79^{+0.05}_{-0.13}$	$3560.98^{+1362.08}_{-3471.30}$	$732.82^{+280.31}_{-714.37}$	$2.70^{+2.70}_{-1.15} \times 10^{-7}$	$1.80^{+0.44}_{-1.78} \times 10^{+0}$	$0.00^{+0.53}_{-0.61}$	$-1.93^{+0.11}_{-0.06}$	$21.84^{+5.63}_{-6.93}$	$2.77^{+24.34}_{-2.48} \times 10^{-7}$	$-1074.14$	$-2.55$	$-1076.20$
17.86	18.36	16.46	$5.92^{+1.51}_{-2.90} \times 10^{+0}$	$-1.18^{+0.13}_{-0.13}$	$466.90^{+6.65}_{-282.76}$	$383.60^{+5.46}_{-232.32}$	$1.09^{+1.41}_{-0.59} \times 10^{-6}$	$2.84^{+0.35}_{-0.83} \times 10^{-2}$	$-1.08^{+0.13}_{-0.16}$	$-3.43^{+1.31}_{-0.72}$	$263.60^{+34.19}_{-102.27}$	$1.09^{+0.44}_{-0.31} \times 10^{-6}$	$11.00$	$-15.03$	$0.34$
18.36	23.79	48.31	$3.55^{+0.43}_{-0.48} \times 10^{+1}$	$-1.70^{+0.08}_{-0.22}$	$2403.08^{+400.78}_{-2338.04}$	$732.39^{+122.15}_{-112.57}$	$1.74^{+4.13}_{-1.05} \times 10^{-7}$	$2.24^{+0.48}_{-2.21} \times 10^{-1}$	$-0.35^{+0.69}_{-0.49}$	$-2.30^{+0.38}_{-0.00}$	$41.42^{+5.23}_{-16.15}$	$2.11^{+10.29}_{-1.85} \times 10^{-7}$	$1389.36$	$-33.84$	$-1417.52$
23.79	48.31	5.34	$4.67^{+0.98}_{-4.62} \times 10^{+0}$	$-1.77^{+0.24}_{-0.53}$	$2622.13^{+947.17}_{-2600.39}$	$591.53^{+213.68}_{-586.63}$	$2.43^{+36.37}_{-1.99} \times 10^{-8}$	$5.02^{+2.23}_{-5.01} \times 10^{-1}$	$0.51^{+0.97}_{-1.10}$	$-3.64^{+0.55}_{-1.26}$	$46.26^{+9.27}_{-11.09}$	$3.00^{+57.51}_{-2.87} \times 10^{-8}$	$-1903.82$	$-91.66$	$-1991.48$
48.31	55.99	9.75	$1.79^{+0.69}_{-0.74} \times 10^{+1}$	$-2.05^{+0.07}_{-0.19}$	$4038.76^{+1919.66}_{-4008.62}$	$-204.63^{+97.26}_{-203.10}$	$7.61^{+11.77}_{-3.91} \times 10^{-8}$	$1.04^{+0.11}_{-1.02} \times 10^{+0}$	$0.44^{+0.62}_{-0.59}$	$-3.31^{+0.93}_{-0.42}$	$29.49^{+4.58}_{-3.90}$	$6.07^{+40.43}_{-5.20} \times 10^{-8}$	$-316.43$	$-5.97$	$-311.76$
55.99	60.00	0.29	$1.94^{+0.51}_{-1.94} \times 10^{+1}$	$-2.64^{+0.05}_{-0.36}$	$4781.24^{+1830.61}_{-4768.69}$	$3047.64^{+1166.86}_{-3039.64}$	$8.26^{+21.56}_{-6.87} \times 10^{-9}$	$2.41^{+0.56}_{-2.41} \times 10^{+2}$	$2.35^{+0.65}_{-0.14}$	$-3.72^{+0.37}_{-1.28}$	$15.05^{+0.17}_{-5.05}$	$4.28^{+62.91}_{-4.10} \times 10^{-9}$	$-3.45$	$-0.07$	$-5.79$

NOTE—All columns are the same as Table 3.

Table 15. Time-resolved spectral analysis results of GRB100612726.

$t_{\text{start}}$	$t_{\text{stop}}$	$S$	$K$	$\alpha$	$E_c$	$E_p$	$F$	$K_{\text{BAND}}$	$\alpha_{\text{BAND}}$	$\beta_{\text{BAND}}$	$E_{p,\text{BAND}}$	$F_{\text{BAND}}$	$\Delta\text{DIC}$	$p\text{DIC}$	$p\text{DIC}_{\text{BAND}}$	
(1)	(2)	(3)	(4)	(5)	(6)	(7)	(8)	(9)	(10)	(11)	(12)	(13)	(14)	(15)	(16)	
-2.00	0.02	1.31	$1.10^{+0.02}_{-1.05}$	$-1.36^{+0.24}_{-0.19}$	$4861.88^{+2056.35}_{-4150.41}$	$3100.70^{+1311.45}_{-2646.95}$	$1.15^{+3.87}_{-0.91}$	$10^{-7}$	$2.01^{+0.15}_{-1.07}$	$-0.97^{+0.08}_{-0.55}$	$-3.29^{+1.48}_{-0.80}$	$3501.71^{+1337.66}_{-3372.09}$	N/A	-8.11	-2.12	-5.48
0.02	0.99	12.51	$1.22^{+0.25}_{-0.77}$	$-0.81^{+0.14}_{-0.16}$	$221.75^{+23.50}_{-97.26}$	$263.62^{+27.94}_{-115.62}$	$8.53^{+15.64}_{-5.17}$	$10^{-7}$	$3.66^{+0.24}_{-1.54}$	$-0.63^{+0.14}_{-0.25}$	$-3.06^{+1.29}_{-0.53}$	$199.23^{+41.84}_{-53.90}$	$8.55^{+5.17}_{-3.35}$	$10^{-7}$	-15.42	-4.30
0.99	1.82	23.12	$9.44^{+1.84}_{-3.26}$	$-0.59^{+0.08}_{-0.08}$	$189.57^{+19.82}_{-29.58}$	$267.63^{+27.98}_{-41.76}$	$1.96^{+1.37}_{-0.80}$	$10^{-6}$	$6.38^{+0.57}_{-0.88}$	$-0.55^{+0.08}_{-0.10}$	$-3.82^{+0.39}_{-1.18}$	$254.79^{+21.77}_{-26.59}$	$1.99^{+0.39}_{-0.32}$	$10^{-6}$	-0.88	3.05
1.82	2.86	33.02	$7.64^{+1.58}_{-2.15}$	$-0.38^{+0.07}_{-0.08}$	$103.61^{+8.98}_{-11.25}$	$167.85^{+13.58}_{-18.23}$	$1.92^{+1.20}_{-0.77}$	$10^{-6}$	$2.36^{+0.32}_{-0.66}$	$-0.05^{+0.12}_{-0.15}$	$-2.33^{+0.16}_{-0.10}$	$128.28^{+8.87}_{-11.56}$	$2.16^{+0.77}_{-0.57}$	$10^{-6}$	-0.76	0.81
2.86	2.86	6.42	$3.53^{+0.84}_{-3.20}$	$-1.79^{+0.18}_{-0.26}$	$4739.15^{+1782.83}_{-4612.91}$	$1012.73^{+380.98}_{-985.76}$	$4.67^{+12.79}_{-3.23}$	$10^{-6}$	$9.17^{+7.67}_{-8.82}$	$-1.16^{+0.07}_{-0.84}$	$-3.37^{+0.91}_{-1.26}$	$2985.26^{+1322.69}_{-2974.05}$	N/A	-256.24	0.41	-250.04
2.86	3.30	26.35	$9.02^{+1.87}_{-3.85}$	$-0.26^{+0.11}_{-0.11}$	$73.01^{+6.36}_{-9.11}$	$126.96^{+11.05}_{-15.85}$	$2.18^{+2.01}_{-1.02}$	$10^{-6}$	$3.46^{+0.46}_{-1.04}$	$-0.10^{+0.13}_{-0.16}$	$-3.23^{+0.67}_{-0.20}$	$116.16^{+7.96}_{-8.18}$	$2.26^{+0.85}_{-0.60}$	$10^{-6}$	-3.48	1.71
3.30	5.23	67.27	$2.86^{+0.34}_{-0.39}$	$-0.55^{+0.04}_{-0.04}$	$86.60^{+4.20}_{-4.53}$	$125.38^{+6.08}_{-6.56}$	$2.52^{+0.69}_{-0.56}$	$10^{-6}$	$2.70^{+0.22}_{-0.29}$	$-0.45^{+0.06}_{-0.05}$	$-2.98^{+0.24}_{-0.13}$	$115.17^{+3.99}_{-4.47}$	$2.69^{+0.34}_{-0.34}$	$10^{-6}$	2.18	3.72
5.23	5.81	24.61	$4.06^{+0.90}_{-1.57}$	$-0.68^{+0.11}_{-0.12}$	$65.41^{+7.03}_{-10.22}$	$86.47^{+9.30}_{-13.51}$	$1.29^{+1.13}_{-0.57}$	$10^{-6}$	$2.43^{+0.30}_{-0.92}$	$-0.53^{+0.14}_{-0.17}$	$-3.44^{+0.75}_{-0.29}$	$79.40^{+4.95}_{-5.55}$	$1.38^{+0.68}_{-0.41}$	$10^{-6}$	-3.07	-2.20
5.81	6.98	23.88	$7.94^{+1.65}_{-2.77}$	$-1.03^{+0.10}_{-0.11}$	$82.24^{+10.31}_{-15.46}$	$80.18^{+10.05}_{-15.08}$	$8.11^{+6.37}_{-3.44}$	$10^{-7}$	$8.31^{+1.10}_{-2.48}$	$-0.94^{+0.10}_{-0.14}$	$-3.71^{+0.93}_{-0.61}$	$75.04^{+4.93}_{-5.94}$	$8.13^{+3.14}_{-2.19}$	$10^{-7}$	-2.14	1.04
6.98	8.29	14.95	$8.77^{+2.00}_{-4.64}$	$-1.22^{+0.15}_{-0.17}$	$104.92^{+15.13}_{-37.55}$	$81.61^{+11.77}_{-29.21}$	$4.62^{+6.15}_{-2.51}$	$10^{-7}$	$3.75^{+0.59}_{-1.49}$	$-1.11^{+0.15}_{-0.17}$	$-3.91^{+0.37}_{-1.09}$	$73.23^{+5.76}_{-10.00}$	$4.76^{+2.43}_{-1.82}$	$10^{-7}$	-9.36	0.36
8.29	11.54	12.39	$1.45^{+0.42}_{-0.94}$	$-1.62^{+0.13}_{-0.28}$	$876.70^{+517.39}_{-819.11}$	$330.73^{+195.18}_{-309.00}$	$2.57^{+5.96}_{-1.63}$	$10^{-7}$	$2.76^{+0.43}_{-2.70}$	$-0.46^{+0.57}_{-0.59}$	$-2.50^{+0.46}_{-0.01}$	$38.99^{+5.18}_{-13.44}$	$2.52^{+14.89}_{-2.15}$	$10^{-7}$	-1207.32	-1207.32
11.54	20.00	5.70	$1.50^{+0.46}_{-0.66}$	$-2.02^{+0.10}_{-0.16}$	$3952.94^{+1798.33}_{-3899.43}$	$-96.99^{+44.13}_{-95.68}$	$7.38^{+8.96}_{-4.04}$	$10^{-8}$	$4.87^{+1.85}_{-4.86}$	$1.27^{+0.87}_{-0.79}$	$-2.32^{+0.24}_{-0.13}$	$20.04^{+3.12}_{-4.32}$	$7.44^{+163.63}_{-7.18}$	$10^{-8}$	-4014.47	-4014.29

NOTE—All columns are the same as Table 3.

Table 16. Time-resolved spectral analysis results of GRB100707032.

$t_{\text{start}}$	$t_{\text{stop}}$	$S$	$K$	$\alpha$	$E_c$	$E_p$	$F$	$K_{\text{BAND}}$	$\alpha_{\text{BAND}}$	$\beta_{\text{BAND}}$	$E_{p,\text{BAND}}$	$F_{\text{BAND}}$	$\Delta\text{DIC}$	$p_{\text{DIC}}$	$p_{\text{DIC,BAND}}$
(1)	(2)	(3)	(4)	(5)	(6)	(7)	(8)	(9)	(10)	(11)	(12)	(13)	(14)	(15)	(16)
0.00	0.18	6.39	$1.14^{+0.21}_{-1.09} \times 10^{-1}$	$-0.31^{+0.16}_{-0.29}$	$1309.69^{+346.51}_{-872.57}$	$2219.81^{+557.31}_{-1478.93}$	$3.36^{+18.08}_{-2.62} \times 10^{-6}$	$2.18^{+0.33}_{-0.65} \times 10^{-2}$	$0.92^{+0.39}_{-0.81}$	$-1.90^{+0.22}_{-0.08}$	$651.55^{+88.35}_{-206.81}$	$4.42^{+4.94}_{-2.01} \times 10^{-6}$	98.41	-123.55	-6.62
0.18	0.36	16.26	$6.15^{+1.03}_{-5.53} \times 10^{-2}$	$-0.07^{+0.14}_{-0.20}$	$636.40^{+105.64}_{-215.69}$	$1229.94^{+204.16}_{-416.85}$	$7.57^{+24.20}_{-5.50} \times 10^{-5}$	$3.69^{+0.36}_{-0.50} \times 10^{-2}$	$0.34^{+0.23}_{-0.32}$	$-2.88^{+0.73}_{-0.32}$	$842.05^{+106.33}_{-206.74}$	$8.31^{+4.19}_{-2.75} \times 10^{-6}$	59.75	-63.40	1.22
0.36	0.70	33.40	$9.85^{+1.73}_{-7.01} \times 10^{-3}$	$0.46^{+0.13}_{-0.13}$	$282.43^{+22.67}_{-38.47}$	$693.81^{+55.70}_{-94.50}$	$1.23^{+2.12}_{-0.77} \times 10^{-5}$	$7.03^{+0.46}_{-0.54} \times 10^{-2}$	$0.67^{+0.15}_{-0.20}$	$-2.86^{+0.46}_{-0.13}$	$612.93^{+41.20}_{-51.60}$	$1.24^{+0.31}_{-0.21} \times 10^{-5}$	69.27	-70.88	3.63
0.70	1.19	54.18	$2.02^{+0.39}_{-0.90} \times 10^{-2}$	$0.42^{+0.08}_{-0.08}$	$235.82^{+14.13}_{-17.02}$	$569.99^{+34.15}_{-41.14}$	$1.77^{+1.46}_{-0.85} \times 10^{-5}$	$1.67^{+0.07}_{-0.20} \times 10^{-1}$	$0.86^{+0.11}_{-0.20}$	$-2.37^{+0.12}_{-0.08}$	$441.67^{+29.27}_{-27.40}$	$1.59^{+0.31}_{-0.28} \times 10^{-5}$	-13.51	-14.18	0.84
1.19	2.25	103.85	$7.43^{+1.10}_{-1.49} \times 10^{-2}$	$0.24^{+0.04}_{-0.04}$	$207.46^{+8.23}_{-8.23}$	$464.70^{+17.74}_{-18.42}$	$1.85^{+0.68}_{-0.49} \times 10^{-5}$	$2.79^{+0.14}_{-0.16} \times 10^{-1}$	$0.52^{+0.07}_{-0.07}$	$-2.41^{+0.08}_{-0.06}$	$376.80^{+12.87}_{-14.68}$	$1.73^{+0.17}_{-0.16} \times 10^{-5}$	-76.58	-0.25	3.83
2.25	2.77	68.53	$1.92^{+0.36}_{-0.50} \times 10^{-1}$	$0.06^{+0.06}_{-0.06}$	$174.65^{+10.26}_{-10.38}$	$359.79^{+21.38}_{-19.93}$	$1.23^{+0.56}_{-0.43} \times 10^{-5}$	$3.37^{+0.28}_{-0.41} \times 10^{-1}$	$0.33^{+0.09}_{-0.11}$	$-2.43^{+0.16}_{-0.09}$	$287.68^{+15.65}_{-18.87}$	$1.17^{+0.22}_{-0.17} \times 10^{-5}$	-18.26	-0.78	3.55
2.77	4.17	98.63	$2.75^{+0.38}_{-0.50} \times 10^{-1}$	$0.05^{+0.04}_{-0.05}$	$114.94^{+4.85}_{-4.62}$	$235.18^{+9.93}_{-9.45}$	$7.13^{+2.53}_{-1.77} \times 10^{-6}$	$4.98^{+0.40}_{-0.55} \times 10^{-1}$	$0.32^{+0.07}_{-0.08}$	$-2.47^{+0.11}_{-0.07}$	$192.01^{+7.49}_{-7.71}$	$7.57^{+1.07}_{-0.98} \times 10^{-6}$	-51.99	1.22	3.54
4.17	5.04	70.83	$7.13^{+1.21}_{-1.70} \times 10^{-1}$	$-0.16^{+0.06}_{-0.06}$	$96.51^{+5.48}_{-6.89}$	$177.37^{+10.08}_{-12.67}$	$4.66^{+2.15}_{-1.51} \times 10^{-6}$	$6.21^{+0.72}_{-1.22} \times 10^{-1}$	$0.20^{+0.10}_{-0.11}$	$-2.36^{+0.11}_{-0.08}$	$135.58^{+6.27}_{-7.49}$	$5.18^{+1.23}_{-1.02} \times 10^{-6}$	-42.27	0.21	2.80
5.04	6.12	60.06	$9.83^{+1.57}_{-2.54} \times 10^{-1}$	$-0.32^{+0.06}_{-0.07}$	$102.39^{+6.85}_{-8.31}$	$171.83^{+11.50}_{-13.94}$	$3.27^{+1.64}_{-1.11} \times 10^{-6}$	$3.38^{+0.41}_{-0.69} \times 10^{-1}$	$-0.08^{+0.09}_{-0.11}$	$-2.54^{+0.21}_{-0.09}$	$139.81^{+7.75}_{-10.43}$	$3.47^{+0.93}_{-0.70} \times 10^{-6}$	-11.00	0.39	2.71
6.12	7.99	58.52	$6.56^{+1.05}_{-1.74} \times 10^{-1}$	$-0.28^{+0.07}_{-0.06}$	$91.30^{+5.68}_{-7.40}$	$156.79^{+9.75}_{-12.71}$	$2.14^{+1.04}_{-0.70} \times 10^{-6}$	$2.23^{+0.26}_{-0.32} \times 10^{-1}$	$-0.14^{+0.08}_{-0.09}$	$-2.89^{+0.32}_{-0.11}$	$140.52^{+6.29}_{-7.54}$	$2.33^{+0.47}_{-0.39} \times 10^{-6}$	-5.93	-0.02	3.60
7.99	10.01	54.16	$6.05^{+1.11}_{-1.68} \times 10^{-1}$	$-0.28^{+0.07}_{-0.08}$	$83.66^{+5.72}_{-7.17}$	$144.12^{+9.86}_{-12.35}$	$1.63^{+1.06}_{-0.56} \times 10^{-6}$	$2.21^{+0.24}_{-0.44} \times 10^{-1}$	$-0.12^{+0.09}_{-0.11}$	$-2.81^{+0.36}_{-0.12}$	$127.62^{+7.32}_{-7.38}$	$1.90^{+0.48}_{-0.38} \times 10^{-6}$	-5.69	-0.50	3.14
10.01	12.68	51.58	$6.88^{+1.22}_{-2.01} \times 10^{-1}$	$-0.32^{+0.07}_{-0.09}$	$73.00^{+4.97}_{-6.08}$	$122.47^{+8.34}_{-10.19}$	$1.27^{+0.80}_{-0.42} \times 10^{-6}$	$1.61^{+0.16}_{-0.24} \times 10^{-1}$	$-0.29^{+0.07}_{-0.08}$	$-4.12^{+0.30}_{-0.86}$	$120.04^{+4.65}_{-5.05}$	$1.29^{+0.24}_{-0.20} \times 10^{-6}$	2.90	-0.44	3.13
12.68	14.57	34.62	$1.87^{+0.42}_{-0.71} \times 10^{+0}$	$-0.69^{+0.10}_{-0.11}$	$91.69^{+10.31}_{-15.69}$	$120.44^{+13.54}_{-20.60}$	$9.17^{+7.21}_{-4.15} \times 10^{-7}$	$9.50^{+1.26}_{-2.86} \times 10^{-2}$	$-0.57^{+0.11}_{-0.15}$	$-3.44^{+1.03}_{-0.45}$	$109.82^{+9.04}_{-10.70}$	$9.67^{+3.80}_{-2.73} \times 10^{-7}$	1.27	-3.05	1.14
14.57	14.57	5.18	$4.10^{+1.40}_{-4.01} \times 10^{+2}$	$-1.66^{+0.23}_{-0.28}$	$5101.80^{+4885.35}_{-1774.18}$	$1754.70^{+1680.25}_{-610.21}$	$1.14^{+3.78}_{-0.90} \times 10^{-5}$	$2.06^{+0.44}_{-1.30} \times 10^{-1}$	$-1.41^{+0.21}_{-0.47}$	$-3.31^{+1.27}_{-0.95}$	$4765.28^{+1902.70}_{-4749.16}$	N/A	-5.09	1.11	1.52
14.57	16.81	30.55	$2.61^{+0.59}_{-1.22} \times 10^{+0}$	$-0.77^{+0.13}_{-0.15}$	$69.36^{+8.27}_{-14.71}$	$84.97^{+10.14}_{-18.02}$	$5.99^{+6.27}_{-3.16} \times 10^{-7}$	$1.05^{+0.15}_{-0.51} \times 10^{-1}$	$-0.60^{+0.16}_{-0.22}$	$-3.35^{+0.99}_{-0.37}$	$75.44^{+7.39}_{-8.17}$	$6.29^{+4.10}_{-2.52} \times 10^{-7}$	-0.53	-7.64	-4.71
16.81	20.76	29.04	$7.34^{+1.82}_{-3.01} \times 10^{+0}$	$-1.16^{+0.12}_{-0.15}$	$72.29^{+10.51}_{-18.00}$	$60.89^{+8.85}_{-15.16}$	$3.64^{+3.92}_{-1.76} \times 10^{-7}$	$9.41^{+0.88}_{-8.86} \times 10^{-1}$	$0.04^{+0.44}_{-0.35}$	$-2.35^{+0.15}_{-0.08}$	$35.36^{+3.61}_{-4.72}$	$4.42^{+11.11}_{-3.23} \times 10^{-7}$	-277.36	-5.34	-276.14
20.76	22.74	15.87	$3.88^{+0.92}_{-1.24} \times 10^{+1}$	$-1.93^{+0.06}_{-0.11}$	$4240.59^{+1815.89}_{-4151.67}$	$302.90^{+129.71}_{-296.55}$	$3.33^{+2.62}_{-1.38} \times 10^{-7}$	$1.20^{+0.58}_{-1.20} \times 10^{+0}$	$-0.36^{+0.73}_{-0.82}$	$-2.69^{+0.74}_{-0.06}$	$34.59^{+8.12}_{-13.32}$	$2.80^{+48.59}_{-2.60} \times 10^{-7}$	-4587.18	-0.14	-4577.13
22.74	27.16	12.29	$1.76^{+0.62}_{-0.70} \times 10^{+1}$	$-1.87^{+0.07}_{-0.16}$	$3909.59^{+1850.66}_{-3852.57}$	$519.80^{+246.06}_{-512.22}$	$1.70^{+2.07}_{-0.90} \times 10^{-7}$	$1.27^{+0.60}_{-1.24} \times 10^{-1}$	$-0.67^{+0.37}_{-0.37}$	$-3.31^{+1.32}_{-0.57}$	$45.47^{+12.82}_{-10.40}$	$1.39^{+8.98}_{-1.17} \times 10^{-7}$	-822.16	-3.44	-816.20
27.16	30.00	4.79	$6.06^{+0.54}_{-5.39} \times 10^{+0}$	$-1.75^{+0.26}_{-0.19}$	$5371.56^{+4623.35}_{-1595.65}$	$1323.48^{+1139.13}_{-393.15}$	$9.94^{+29.39}_{-7.40} \times 10^{-8}$	$8.65^{+3.31}_{-8.65} \times 10^{+1}$	$1.88^{+1.12}_{-0.26}$	$-2.22^{+0.62}_{-0.00}$	$28.57^{+5.63}_{-15.97}$	$9.48^{+261.16}_{-9.31} \times 10^{-8}$	-1299.30	-0.46	-1300.54

NOTE—All columns are the same as Table 3.

Table 17. Time-resolved spectral analysis results of GRB101126198.

$t_{\text{start}}$	$t_{\text{stop}}$	$S$	$K$	$\alpha$	$E_c$	$E_p$	$F$	$K_{\text{BAND}}$	$\alpha_{\text{BAND}}$	$\beta_{\text{BAND}}$	$E_{p,\text{BAND}}$	$F_{\text{BAND}}$	$\Delta\text{DIC}$	$\text{PDIC}_{\text{BAND}}$	
(1)	(2)	(3)	(4)	(5)	(6)	(7)	(8)	(9)	(10)	(11)	(12)	(13)	(14)	(15)	(16)
-5.00	-2.99	-0.273	$4.2^{+1.00}_{-3.42} \times 10^{+1}$	$-2.55^{+0.06}_{-0.45}$	$4734.42^{+1802.13}_{-4722.94}$	$-2622.13^{+988.10}_{-2615.78}$	$1.73^{+6.51}_{-1.31} \times 10^{-8}$	$2.12^{+0.19}_{-2.12} \times 10^{+2}$	$2.23^{+0.77}_{-0.14} \times 10^{+2}$	$-3.62^{+0.46}_{-1.34}$	$18.21^{+1.47}_{-8.21}$	$1.67^{+29.81}_{-1.58} \times 10^{-8}$	-33.54	0.03	-37.10
-2.99	0.04	7.32	$1.36^{+0.24}_{-0.79} \times 10^{+1}$	$-1.91^{+0.16}_{-0.12}$	$5051.06^{+2838.22}_{-3678.39}$	$431.50^{+242.46}_{-314.24}$	$1.26^{+1.60}_{-0.71} \times 10^{-7}$	$8.27^{+4.04}_{-8.27} \times 10^{+0}$	$0.44^{+0.66}_{-0.70} \times 10^{+0}$	$-1.97^{+0.17}_{-0.11}$	$16.89^{+1.51}_{-6.63}$	$1.20^{+16.64}_{-1.14} \times 10^{-7}$	-1732.25	0.80	-1733.70
0.04	6.64	17.634	$8.3^{+1.22}_{-2.10} \times 10^{+0}$	$-1.26^{+0.12}_{-0.15}$	$128.43^{+19.82}_{-47.10}$	$94.76^{+14.62}_{-34.75}$	$2.54^{+3.00}_{-1.21} \times 10^{-7}$	$2.03^{+0.14}_{-0.99} \times 10^{-2}$	$-1.15^{+0.10}_{-0.20} \times 10^{-2}$	$-3.67^{+0.45}_{-1.32}$	$83.34^{+11.42}_{-12.34}$	$2.66^{+1.66}_{-0.95} \times 10^{-7}$	-39.53	-6.45	-41.50
6.64	8.78	32.967	$2.1^{+1.12}_{-1.51} \times 10^{+0}$	$-1.15^{+0.06}_{-0.06}$	$215.36^{+23.76}_{-45.51}$	$183.70^{+20.27}_{-38.82}$	$1.09^{+0.58}_{-0.33} \times 10^{-6}$	$4.17^{+0.41}_{-0.69} \times 10^{-2}$	$-1.07^{+0.07}_{-0.08} \times 10^{-2}$	$-2.77^{+0.71}_{-0.03}$	$157.04^{+16.18}_{-24.29}$	$1.18^{+0.22}_{-0.22} \times 10^{-6}$	-3.30	1.30	2.26
8.78	8.85	13.953	$6.1^{+1.01}_{-2.02} \times 10^{+1}$	$-1.47^{+0.09}_{-0.17}$	$2086.86^{+116.70}_{-1910.87}$	$1109.40^{+62.04}_{-1015.85}$	$2.21^{+3.38}_{-1.15} \times 10^{-6}$	$6.03^{+0.89}_{-3.89} \times 10^{-2}$	$-1.32^{+0.10}_{-0.27} \times 10^{-2}$	$-3.53^{+0.48}_{-1.45}$	$736.43^{+206.12}_{-697.86}$	$2.46^{+1.47}_{-0.93} \times 10^{-6}$	-42.31	-6.80	-47.27
8.85	9.75	27.691	$0.4^{+0.19}_{-0.32} \times 10^{+1}$	$-1.22^{+0.09}_{-0.08}$	$262.52^{+31.59}_{-91.46}$	$205.77^{+24.76}_{-71.69}$	$1.32^{+0.97}_{-0.54} \times 10^{-6}$	$4.83^{+0.58}_{-1.42} \times 10^{-2}$	$-1.09^{+0.10}_{-0.14} \times 10^{-2}$	$-2.25^{+0.31}_{-0.11}$	$153.25^{+23.04}_{-42.06}$	$1.41^{+0.52}_{-0.38} \times 10^{-6}$	-4.62	-1.10	-0.14
9.75	9.75	6.27	$2.38^{+0.32}_{-2.30} \times 10^{+2}$	$-1.75^{+0.24}_{-0.27}$	$4628.15^{+1749.58}_{-4537.95}$	$1176.69^{+444.82}_{-1158.84}$	$3.77^{+13.95}_{-2.95} \times 10^{-6}$	$7.34^{+6.17}_{-7.12} \times 10^{-1}$	$-1.09^{+0.02}_{-0.91} \times 10^{-1}$	$-3.35^{+0.82}_{-1.40}$	$156.43^{+1577.93}_{-3142.99}$	N/A	-281.66	-0.72	-279.33
9.75	11.7545	0.272	$1.29^{+1.29}_{-1.22} \times 10^{+0}$	$-1.04^{+0.04}_{-0.07}$	$195.40^{+25.00}_{-25.47}$	$188.34^{+24.10}_{-24.55}$	$1.69^{+0.77}_{-0.49} \times 10^{-6}$	$9.49^{+1.88}_{-1.60} \times 10^{-2}$	$-0.81^{+0.10}_{-0.09} \times 10^{-2}$	$-1.91^{+0.08}_{-0.02}$	$112.88^{+14.01}_{-17.72}$	$1.96^{+0.57}_{-0.52} \times 10^{-6}$	0.00	0.00	0.00
11.7514	6.762	9.29	$7.9^{+0.86}_{-1.02} \times 10^{+0}$	$-1.07^{+0.03}_{-0.03}$	$220.71^{+14.54}_{-18.94}$	$205.25^{+13.52}_{-17.61}$	$2.30^{+0.46}_{-0.39} \times 10^{-6}$	$7.97^{+0.54}_{-0.80} \times 10^{-2}$	$-1.01^{+0.05}_{-0.05} \times 10^{-2}$	$-2.63^{+0.39}_{-0.04}$	$178.37^{+13.72}_{-18.17}$	$2.35^{+0.31}_{-0.29} \times 10^{-6}$	-7.06	2.64	2.97
14.6716	2842	501.36	$0.19^{+0.19}_{-0.22} \times 10^{+1}$	$-1.19^{+0.05}_{-0.05}$	$188.92^{+18.43}_{-29.62}$	$153.08^{+14.93}_{-24.00}$	$1.54^{+0.57}_{-0.35} \times 10^{-6}$	$6.82^{+0.70}_{-1.54} \times 10^{-2}$	$-1.10^{+0.08}_{-0.11} \times 10^{-2}$	$-2.82^{+0.74}_{-0.07}$	$129.24^{+18.05}_{-22.20}$	$1.63^{+0.48}_{-0.37} \times 10^{-6}$	-6.18	1.96	-0.77
16.2817	1925	0.31	$8.4^{+0.39}_{-0.54} \times 10^{+1}$	$-1.38^{+0.08}_{-0.10}$	$270.78^{+37.58}_{-111.77}$	$169.13^{+23.47}_{-69.81}$	$1.11^{+0.81}_{-0.45} \times 10^{-6}$	$7.46^{+2.71}_{-4.82} \times 10^{-2}$	$-1.16^{+0.01}_{-0.29} \times 10^{-2}$	$-3.01^{+1.16}_{-0.40}$	$120.98^{+43.00}_{-30.79}$	$1.06^{+0.81}_{-0.49} \times 10^{-6}$	-396.25	-2.18	-396.73
17.1920	4226	3.41	$2.0^{+0.21}_{-0.23} \times 10^{+1}$	$-1.37^{+0.07}_{-0.08}$	$203.56^{+27.54}_{-36.40}$	$127.85^{+17.30}_{-35.43}$	$6.23^{+3.31}_{-2.08} \times 10^{-7}$	$2.48^{+0.31}_{-0.48} \times 10^{-2}$	$-1.30^{+0.08}_{-0.09} \times 10^{-2}$	$-3.18^{+0.92}_{-0.30}$	$111.16^{+11.30}_{-16.77}$	$6.32^{+1.69}_{-1.24} \times 10^{-7}$	-3.53	0.69	2.47
20.4223	2715	7.18	$6.2^{+2.00}_{-4.28} \times 10^{+0}$	$-1.37^{+0.13}_{-0.16}$	$171.80^{+16.84}_{-85.57}$	$108.50^{+10.64}_{-54.05}$	$3.44^{+4.28}_{-1.79} \times 10^{-7}$	$4.78^{+0.74}_{-4.68} \times 10^{-1}$	$-0.32^{+0.32}_{-0.35} \times 10^{-1}$	$-2.37^{+0.48}_{-0.15}$	$44.97^{+1.86}_{-19.65}$	$4.78^{+32.55}_{-4.09} \times 10^{-7}$	-2278.18	-13.17	-2294.03
23.2731	6.311	2.31	$4.5^{+0.22}_{-0.28} \times 10^{+1}$	$-1.80^{+0.05}_{-0.05}$	$5749.11^{+3640.66}_{-2004.62}$	$1158.59^{+733.68}_{-403.98}$	$2.56^{+0.89}_{-0.65} \times 10^{-7}$	$1.85^{+0.33}_{-1.80} \times 10^{+0}$	$0.26^{+0.42}_{-0.68} \times 10^{+0}$	$-1.93^{+0.08}_{-0.05}$	$24.61^{+3.19}_{-4.71}$	$2.71^{+17.12}_{-2.29} \times 10^{-7}$	-1063.71	2.11	-1053.47
31.6340	0.0	3.46	$6.71^{+1.14}_{-4.61} \times 10^{+0}$	$-1.85^{+0.18}_{-0.15}$	$4763.10^{+1891.89}_{-4651.04}$	$691.33^{+274.59}_{-675.06}$	$7.14^{+11.31}_{-4.60} \times 10^{-8}$	$7.47^{+1.12}_{-7.46} \times 10^{+1}$	$1.95^{+1.05}_{-0.25} \times 10^{+1}$	$-2.24^{+0.49}_{-0.13}$	$25.20^{+6.34}_{-6.70}$	$6.76^{+140.17}_{-6.48} \times 10^{-8}$	-823.61	-0.07	-824.00

NOTE—All columns are the same as Table 3.



Table 18. Time-resolved spectral analysis results of GRB110721200.

$t_{\text{start}}$	$t_{\text{stop}}$	$S$	$K$	$\alpha$	$E_c$	$E_p$	$F$	$K_{\text{BAND}}$	$\alpha_{\text{BAND}}$	$\beta_{\text{BAND}}$	$E_{p,\text{BAND}}$	$F_{\text{BAND}}$	$\Delta\text{DIC}$	$p_{\text{DIC}}$	$\text{PDIC}_{\text{BAND}}$		
(1)	(2)	(3)	(4)	(5)	(6)	(7)	(8)	(9)	(10)	(11)	(12)	(13)	(14)	(15)	(16)		
-1.00	0.04	1.50	$3.59^{+0.02}_{-3.59}$	$10^{-2}$	$-0.71^{+0.14}_{-0.26}$	$44330.70^{+13665.87}_{-35093.13}$	$1.29^{+7.20}_{-1.15}$	$10^{-7}$	$4.02^{+2.89}_{-4.02}$	$10^{+1}$	$1.89^{+1.11}_{-0.17}$	$-2.62^{+1.02}_{-0.32}$	$57.39^{+4.09}_{-47.39}$	N/A	-9299.93	-87.81	-9419.43
-0.04	0.08	11.603	$3.50^{+0.76}_{-1.08}$	$10^{+0}$	$-1.09^{+0.05}_{-0.06}$	$39270.70^{+7371.12}_{-27853.91}$	$2.82^{+1.47}_{-0.95}$	$10^{-6}$	$2.27^{+0.18}_{-0.18}$	$10^{-2}$	$-0.97^{+0.05}_{-0.05}$	$-2.43^{+0.83}_{-0.07}$	$8498.14^{+1501.81}_{-331.29}$	$3.13^{+0.31}_{-0.27}$	$10^{-6}$	0.68	1.04
0.08	0.47	32.403	$0.04^{+0.33}_{-0.40}$	$10^{+0}$	$-0.93^{+0.02}_{-0.02}$	$5842.96^{+573.67}_{-792.64}$	$6.17^{+1.19}_{-1.03}$	$10^{-6}$	$4.23^{+0.12}_{-0.12}$	$10^{-2}$	$-0.91^{+0.03}_{-0.03}$	$-2.91^{+0.88}_{-0.25}$	$5479.07^{+830.16}_{-753.46}$	$6.16^{+0.30}_{-0.29}$	$10^{-6}$	2.77	3.25
0.47	1.96	77.804	$0.91^{+0.30}_{-0.32}$	$10^{+0}$	$-0.94^{+0.01}_{-0.02}$	$1836.34^{+118.05}_{-136.09}$	$7.61^{+0.86}_{-0.75}$	$10^{-6}$	$7.01^{+0.16}_{-0.20}$	$10^{-2}$	$-0.85^{+0.02}_{-0.03}$	$-2.18^{+0.11}_{-0.07}$	$1156.62^{+100.78}_{-132.28}$	$7.79^{+0.40}_{-0.43}$	$10^{-6}$	2.90	3.87
1.96	2.97	74.106	$0.34^{+0.57}_{-0.69}$	$10^{+0}$	$-0.89^{+0.03}_{-0.03}$	$383.60^{+25.95}_{-33.99}$	$6.24^{+1.37}_{-1.06}$	$10^{-6}$	$1.56^{+0.10}_{-0.14}$	$10^{-1}$	$-0.65^{+0.05}_{-0.05}$	$-2.00^{+0.06}_{-0.04}$	$245.74^{+17.78}_{-21.65}$	$5.81^{+0.73}_{-0.60}$	$10^{-6}$	2.62	3.63
2.97	3.70	49.801	$0.27^{+0.14}_{-0.18}$	$10^{+1}$	$-1.12^{+0.03}_{-0.04}$	$460.27^{+51.02}_{-75.39}$	$4.13^{+1.26}_{-0.94}$	$10^{-6}$	$9.25^{+0.81}_{-1.55}$	$10^{-2}$	$-0.99^{+0.07}_{-0.09}$	$-2.26^{+0.33}_{-0.01}$	$271.09^{+39.12}_{-66.97}$	$3.95^{+0.87}_{-0.76}$	$10^{-6}$	2.27	1.27
3.70	4.33	35.901	$0.75^{+0.23}_{-0.33}$	$10^{+1}$	$-1.28^{+0.05}_{-0.05}$	$732.39^{+102.81}_{-249.51}$	$2.94^{+1.05}_{-0.81}$	$10^{-6}$	$5.61^{+0.39}_{-1.08}$	$10^{-2}$	$-1.19^{+0.06}_{-0.10}$	$-2.14^{+0.38}_{-0.06}$	$322.84^{+58.90}_{-136.37}$	$2.81^{+0.75}_{-0.54}$	$10^{-6}$	1.22	-0.25
4.33	5.38	37.701	$0.26^{+0.15}_{-0.19}$	$10^{+1}$	$-1.28^{+0.04}_{-0.04}$	$974.54^{+143.45}_{-316.79}$	$2.39^{+0.77}_{-0.55}$	$10^{-6}$	$3.45^{+0.16}_{-0.25}$	$10^{-2}$	$-1.27^{+0.04}_{-0.05}$	$-3.57^{+0.98}_{-0.92}$	$634.91^{+90.13}_{-173.38}$	$2.40^{+0.24}_{-0.25}$	$10^{-6}$	1.82	2.83
5.38	6.25	27.509	$0.37^{+1.49}_{-1.96}$	$10^{+0}$	$-1.29^{+0.05}_{-0.06}$	$1253.51^{+95.31}_{-644.99}$	$1.85^{+0.80}_{-0.55}$	$10^{-6}$	$5.4^{+0.16}_{-0.22}$	$10^{-2}$	$-1.27^{+0.05}_{-0.06}$	$-3.24^{+1.31}_{-0.63}$	$744.29^{+105.38}_{-291.05}$	$1.84^{+0.26}_{-0.23}$	$10^{-6}$	-0.48	2.19
6.25	9.03	33.504	$0.73^{+0.63}_{-0.86}$	$10^{+0}$	$-1.18^{+0.05}_{-0.05}$	$490.55^{+63.85}_{-121.67}$	$1.14^{+0.42}_{-0.30}$	$10^{-6}$	$2.15^{+0.13}_{-0.23}$	$10^{-2}$	$-1.15^{+0.05}_{-0.06}$	$-3.07^{+1.20}_{-0.44}$	$355.72^{+57.66}_{-77.75}$	$1.13^{+0.18}_{-0.17}$	$10^{-6}$	1.65	2.27
9.03	13.87	22.502	$0.26^{+0.40}_{-0.60}$	$10^{+0}$	$-1.16^{+0.06}_{-0.07}$	$474.84^{+61.07}_{-171.80}$	$5.75^{+3.43}_{-2.02}$	$10^{-7}$	$1.31^{+0.07}_{-0.34}$	$10^{-2}$	$-1.09^{+0.04}_{-0.13}$	$-3.38^{+1.16}_{-0.99}$	$341.04^{+72.53}_{-90.06}$	$5.73^{+1.34}_{-1.17}$	$10^{-7}$	-0.29	-22.72
13.87	20.00	10.807	$0.51^{+1.87}_{-3.65}$	$10^{-1}$	$-1.08^{+0.11}_{-0.12}$	$641.67^{+62.66}_{-381.18}$	$2.97^{+3.53}_{-1.57}$	$10^{-7}$	$6.13^{+2.29}_{-6.10}$	$10^{-1}$	$0.40^{+0.67}_{-1.56}$	$-2.17^{+0.57}_{-0.28}$	$142.71^{+26.48}_{-106.80}$	$4.18^{+11.47}_{-3.98}$	$10^{-7}$	-6.84	-55094.97

NOTE—All columns are the same as Table 3.

Table 19. Time-resolved spectral analysis results of GRB110817191.

$t_{\text{start}}$	$t_{\text{stop}}$	$S$	$K$	$\alpha$	$E_c$	$E_p$	$F$	$K_{\text{BAND}}$	$\alpha_{\text{BAND}}$	$\beta_{\text{BAND}}$	$E_{p,\text{BAND}}$	$F_{\text{BAND}}$	$\Delta\text{DIC}$	$p_{\text{DIC}}$	$p_{\text{DIC,BAND}}$	
(1)	(2)	(3)	(4)	(5)	(6)	(7)	(8)	(9)	(10)	(11)	(12)	(13)	(14)	(15)	(16)	
-1.00	0.04	2.70	$5.23^{+0.24}_{-4.90}$	$10^{+0}_{-1}$	$1.61^{+0.24}_{-0.21}$	$5155.76^{+4754.14}_{-1842.40}$	$1.44^{+5.79}_{-1.09}$	$10^{-7}$	$1.52^{+1.48}_{-0.42}$	$-2.43^{+0.83}_{-0.04}$	$58.24^{+13.12}_{-40.51}$	$1.37^{+73.35}_{-1.35}$	$10^{-7}$	$-4815.91$	$-2.00$	$-4818.33$
-0.04	0.43	12.90	$7.50^{+1.50}_{-5.71}$	$10^{-1}$	$-0.68^{+0.14}_{-0.17}$	$416.64^{+49.08}_{-190.89}$	$1.99^{+3.99}_{-1.33}$	$10^{-6}$	$3.08^{+0.36}_{-0.60}$	$-3.47^{+1.23}_{-0.78}$	$447.50^{+55.56}_{-125.04}$	$1.88^{+0.75}_{-0.45}$	$10^{-6}$	$29.23$	$-29.77$	1.77
0.43	0.81	24.90	$6.19^{+1.38}_{-2.69}$	$10^{-1}$	$-0.42^{+0.08}_{-0.10}$	$242.06^{+27.02}_{-38.64}$	$4.46^{+3.99}_{-2.14}$	$10^{-6}$	$8.64^{+0.65}_{-0.98}$	$-3.56^{+1.19}_{-0.72}$	$360.18^{+31.42}_{-36.24}$	$4.27^{+0.79}_{-0.66}$	$10^{-6}$	7.42	-5.31	2.97
0.81	1.94	56.70	$1.28^{+0.19}_{-0.23}$	$10^{+0}$	$-0.45^{+0.04}_{-0.05}$	$150.52^{+8.13}_{-9.71}$	$4.26^{+1.67}_{-1.07}$	$10^{-1}$	$-0.43^{+0.04}_{-0.05}$	$-3.93^{+0.67}_{-0.72}$	$228.04^{+8.89}_{-8.95}$	$4.27^{+0.42}_{-0.38}$	$10^{-6}$	0.73	1.54	3.24
1.94	2.97	42.50	$2.59^{+0.46}_{-0.54}$	$10^{+0}$	$-0.62^{+0.06}_{-0.06}$	$109.99^{+7.60}_{-9.84}$	$2.31^{+1.03}_{-0.66}$	$10^{-1}$	$-0.57^{+0.06}_{-0.07}$	$-3.54^{+0.88}_{-0.39}$	$145.05^{+8.59}_{-6.86}$	$2.38^{+0.40}_{-0.33}$	$10^{-6}$	-1.09	1.01	3.11
2.97	3.92	28.20	$2.74^{+1.73}_{-2.40}$	$10^{+0}$	$-1.00^{+0.09}_{-0.11}$	$111.92^{+15.65}_{-22.37}$	$1.11^{+0.82}_{-0.48}$	$10^{-6}$	$9.15^{+1.17}_{-2.87}$	$-3.11^{+0.86}_{-0.22}$	$97.32^{+9.47}_{-11.69}$	$1.15^{+0.46}_{-0.35}$	$10^{-6}$	-2.62	-2.67	0.01
3.92	4.89	20.00	$4.83^{+1.17}_{-2.63}$	$10^{+0}$	$-0.93^{+0.15}_{-0.17}$	$75.27^{+11.97}_{-18.97}$	$6.00^{+7.99}_{-3.27}$	$10^{-7}$	$1.20^{+0.01}_{-0.82}$	$-3.25^{+1.06}_{-0.34}$	$68.85^{+10.03}_{-9.07}$	$6.52^{+7.96}_{-3.15}$	$10^{-7}$	-30.71	-9.64	-36.78
4.89	7.55	18.50	$2.37^{+0.50}_{-1.16}$	$10^{+1}$	$-1.62^{+0.15}_{-0.15}$	$254.79^{+52.10}_{-181.92}$	$3.64^{+4.54}_{-2.03}$	$10^{-7}$	$3.68^{+0.18}_{-3.53}$	$-2.23^{+0.46}_{-0.50}$	$26.18^{+2.81}_{-3.55}$	$3.96^{+20.90}_{-3.33}$	$10^{-7}$	-715.85	-46.42	-752.58
7.55	11.00	12.70	$2.76^{+1.28}_{-0.82}$	$10^{+1}$	$-1.86^{+0.03}_{-0.20}$	$3215.63^{+1466.26}_{-3170.25}$	$2.30^{+5.44}_{-1.22}$	$10^{+0}$	$0.80^{+0.68}_{-0.42}$	$-2.25^{+0.16}_{-0.09}$	$24.66^{+2.52}_{-3.40}$	$2.55^{+14.09}_{-2.24}$	$10^{-7}$	-532.67	-21.94	-541.65

NOTE—All columns are the same as Table 3.

Table 20. Time-resolved spectral analysis results of GRB110920546.

$t_{\text{start}}$	$t_{\text{stop}}$	$S$	$K$	$\alpha$	$E_c$	$E_p$	$F$	$K_{\text{BAND}}$	$\alpha_{\text{BAND}}$	$\beta_{\text{BAND}}$	$E_{p,\text{BAND}}$	$F_{\text{BAND}}$	$\Delta\text{DIC}$	$p_{\text{DIC}}$	$p_{\text{DIC,BAND}}$
(1)	(2)	(3)	(4)	(5)	(6)	(7)	(8)	(9)	(10)	(11)	(12)	(13)	(14)	(15)	(16)
-1.00	1.05	7.80	$3.05^{+0.52}_{-2.90} \times 10^{-2}$	$-0.32^{+0.12}_{-0.26}$	$1034.29^{+315.54}_{-527.38}$	$1737.51^{+530.08}_{-885.95}$	$1.02^{+3.67}_{-0.78} \times 10^{-6}$	$5.17^{+0.66}_{-0.90} \times 10^{-3}$	$0.18^{+0.31}_{-0.48}$	$-3.53^{+1.08}_{-0.73}$	$985.96^{+107.98}_{-431.86}$	$1.06^{+0.98}_{-0.40} \times 10^{-6}$	$97.07$	$-107.51$	-8.44
1.05	2.02	10.903	$2.4^{+0.53}_{-2.77} \times 10^{-2}$	$-0.15^{+0.18}_{-0.22}$	$554.43^{+67.27}_{-244.40}$	$1023.66^{+124.20}_{-451.25}$	$2.01^{+6.46}_{-1.50} \times 10^{-6}$	$1.27^{+0.09}_{-0.19} \times 10^{-2}$	$0.09^{+0.18}_{-0.31}$	$-3.44^{+1.15}_{-0.78}$	$795.72^{+123.56}_{-196.33}$	$2.04^{+0.99}_{-0.60} \times 10^{-6}$	$102.55$	$-104.42$	-1.25
2.02	4.78	29.504	$6.2^{+1.25}_{-2.03} \times 10^{-2}$	$-0.12^{+0.08}_{-0.09}$	$325.39^{+34.28}_{-39.43}$	$612.87^{+64.56}_{-74.26}$	$2.69^{+2.46}_{-1.38} \times 10^{-6}$	$2.51^{+0.12}_{-0.14} \times 10^{-2}$	$-0.09^{+0.09}_{-0.10}$	$-3.98^{+0.34}_{-1.00}$	$593.99^{+38.39}_{-47.25}$	$2.69^{+0.39}_{-0.32} \times 10^{-6}$	$28.04$	$-24.30$	3.20
4.78	6.16	26.703	$0.3^{+0.60}_{-1.71} \times 10^{-2}$	$0.09^{+0.10}_{-0.11}$	$229.97^{+19.37}_{-28.29}$	$480.63^{+40.49}_{-50.12}$	$3.66^{+4.19}_{-1.96} \times 10^{-6}$	$4.33^{+0.26}_{-0.37} \times 10^{-2}$	$0.16^{+0.12}_{-0.13}$	$-3.62^{+1.03}_{-0.57}$	$457.32^{+31.26}_{-34.59}$	$3.43^{+0.61}_{-0.44} \times 10^{-6}$	$29.26$	$-25.32$	3.07
6.16	18.11	88.505	$8.0^{+0.63}_{-1.02} \times 10^{-2}$	$0.00^{+0.03}_{-0.03}$	$220.92^{+7.28}_{-8.48}$	$442.58^{+14.58}_{-16.99}$	$4.13^{+1.09}_{-0.87} \times 10^{-6}$	$6.11^{+0.19}_{-0.22} \times 10^{-2}$	$0.06^{+0.04}_{-0.05}$	$-3.08^{+0.49}_{-0.09}$	$419.01^{+13.79}_{-14.99}$	$4.08^{+0.29}_{-0.27} \times 10^{-6}$	$2.09$	$0.54$	3.40
18.11	23.78	56.206	$7.8^{+1.02}_{-1.44} \times 10^{-2}$	$-0.01^{+0.05}_{-0.05}$	$180.90^{+8.08}_{-9.84}$	$359.13^{+16.95}_{-19.54}$	$3.08^{+1.11}_{-0.90} \times 10^{-6}$	$6.42^{+0.26}_{-0.30} \times 10^{-2}$	$0.02^{+0.05}_{-0.06}$	$-3.72^{+0.89}_{-0.43}$	$348.87^{+12.14}_{-11.98}$	$3.04^{+0.24}_{-0.24} \times 10^{-6}$	$4.08$	$-1.14$	3.31
23.78	34.97	64.405	$6.2^{+0.81}_{-1.14} \times 10^{-2}$	$0.03^{+0.04}_{-0.05}$	$148.22^{+6.35}_{-6.80}$	$300.40^{+12.87}_{-13.78}$	$2.26^{+0.81}_{-0.63} \times 10^{-6}$	$6.52^{+0.28}_{-0.32} \times 10^{-2}$	$0.07^{+0.05}_{-0.05}$	$-3.66^{+0.80}_{-0.33}$	$291.20^{+8.42}_{-8.94}$	$2.21^{+0.16}_{-0.17} \times 10^{-6}$	$3.42$	$-1.37$	3.28
34.97	45.47	52.006	$4.1^{+1.00}_{-1.55} \times 10^{-2}$	$-0.00^{+0.06}_{-0.05}$	$123.58^{+5.66}_{-6.96}$	$247.05^{+11.31}_{-13.92}$	$1.52^{+0.66}_{-0.47} \times 10^{-6}$	$6.46^{+0.33}_{-0.40} \times 10^{-2}$	$0.03^{+0.06}_{-0.06}$	$-4.03^{+0.45}_{-0.84}$	$242.06^{+6.54}_{-7.54}$	$1.51^{+0.13}_{-0.12} \times 10^{-6}$	$6.02$	$-2.29$	3.21
45.47	55.53	43.905	$0.0^{+0.92}_{-1.58} \times 10^{-2}$	$0.05^{+0.07}_{-0.07}$	$104.81^{+5.41}_{-7.41}$	$214.62^{+11.07}_{-15.17}$	$1.08^{+0.66}_{-0.41} \times 10^{-6}$	$6.22^{+0.40}_{-0.52} \times 10^{-2}$	$0.07^{+0.07}_{-0.08}$	$-4.07^{+0.51}_{-0.70}$	$210.79^{+6.26}_{-6.68}$	$1.08^{+0.12}_{-0.11} \times 10^{-6}$	$10.56$	$-6.70$	3.22
55.53	70.86	39.303	$5.5^{+0.65}_{-1.20} \times 10^{-2}$	$0.16^{+0.08}_{-0.08}$	$76.37^{+4.18}_{-4.60}$	$165.23^{+9.04}_{-9.96}$	$6.73^{+3.82}_{-2.54} \times 10^{-7}$	$7.56^{+0.58}_{-0.77} \times 10^{-2}$	$0.19^{+0.07}_{-0.09}$	$-4.29^{+0.22}_{-0.71}$	$162.95^{+4.17}_{-4.46}$	$7.12^{+0.99}_{-0.81} \times 10^{-7}$	$12.15$	$-7.28$	3.18
70.86	89.25	33.403	$5.1^{+0.72}_{-1.22} \times 10^{-2}$	$0.17^{+0.10}_{-0.08}$	$62.38^{+3.41}_{-4.70}$	$135.42^{+7.40}_{-10.21}$	$4.66^{+3.19}_{-1.95} \times 10^{-7}$	$8.23^{+0.89}_{-1.30} \times 10^{-2}$	$0.24^{+0.10}_{-0.11}$	$-3.96^{+0.68}_{-0.51}$	$131.59^{+4.11}_{-4.46}$	$4.66^{+0.98}_{-0.79} \times 10^{-7}$	$12.18$	$-8.80$	2.79
89.25	105.722	103.16	$1.6^{+0.77}_{-1.47} \times 10^{-2}$	$0.23^{+0.11}_{-0.13}$	$48.98^{+3.72}_{-3.85}$	$109.06^{+8.29}_{-8.57}$	$3.03^{+2.93}_{-1.43} \times 10^{-7}$	$9.49^{+1.37}_{-2.09} \times 10^{-2}$	$0.30^{+0.13}_{-0.14}$	$-4.31^{+0.21}_{-0.69}$	$106.85^{+3.09}_{-4.19}$	$3.18^{+0.91}_{-0.71} \times 10^{-7}$	$16.86$	$-12.03$	2.39
105.721	125.141	104.03	$1.1^{+1.12}_{-2.34} \times 10^{-2}$	$0.14^{+0.15}_{-0.17}$	$43.61^{+3.98}_{-5.38}$	$93.48^{+8.54}_{-11.54}$	$1.84^{+3.07}_{-1.11} \times 10^{-7}$	$8.23^{+1.41}_{-2.71} \times 10^{-2}$	$0.24^{+0.15}_{-0.19}$	$-4.31^{+0.20}_{-0.69}$	$90.79^{+3.64}_{-4.13}$	$1.93^{+0.89}_{-0.55} \times 10^{-7}$	$37.17$	$-33.81$	1.03
125.141	160.00	11.201	$6.5^{+0.30}_{-1.27} \times 10^{-2}$	$0.38^{+0.21}_{-0.23}$	$32.56^{+3.12}_{-5.20}$	$77.36^{+7.41}_{-12.35}$	$9.75^{+22.14}_{-6.65} \times 10^{-8}$	$2.02^{+0.15}_{-1.47} \times 10^{-1}$	$0.79^{+0.27}_{-0.40}$	$-3.83^{+0.79}_{-0.70}$	$70.71^{+5.64}_{-4.19}$	$1.08^{+1.18}_{-0.58} \times 10^{-7}$	$7.96$	$-42.21$	-37.18

NOTE—All columns are the same as Table 3.

Table 21. Time-resolved spectral analysis results of GRB11017657.

$t_{\text{start}}$	$t_{\text{stop}}$	$S$	$K$	$\alpha$	$E_c$	$E_p$	$F$	$K_{\text{BAND}}$	$\alpha_{\text{BAND}}$	$\beta_{\text{BAND}}$	$E_{p,\text{BAND}}$	$F_{\text{BAND}}$	$\Delta\text{DIC}$	$\text{PDIC}$	$\text{PDIC}_{\text{BAND}}$
(1)	(2)	(3)	(4)	(5)	(6)	(7)	(8)	(9)	(10)	(11)	(12)	(13)	(14)	(15)	(16)
-5.00	-1.80	2.60	$2.67^{+0.17}_{-2.56} \times 10^{+0}$	$-1.66^{+0.28}_{-0.20}$	$4980.60^{+1936.42}_{-4740.17}$	$1691.75^{+657.74}_{-1610.09}$	$6.92^{+25.80}_{-5.60} \times 10^{-8}$	$7.79^{+3.29}_{-7.79} \times 10^{+1}$	$2.17^{+0.83}_{-0.22}$	$-2.08^{+0.48}_{-0.02}$	$27.99^{+3.26}_{-17.65}$	$4.61^{+136.77}_{-4.44} \times 10^{-8}$	-675.72	-2.34	-680.65
-1.80	0.77	9.00	$1.02^{+0.26}_{-0.54} \times 10^{+0}$	$-1.20^{+0.09}_{-0.12}$	$2971.81^{+492.87}_{-2326.54}$	$2376.02^{+394.06}_{-1860.11}$	$3.30^{+4.23}_{-1.70} \times 10^{-7}$	$4.02^{+0.10}_{-0.78} \times 10^{-3}$	$-1.13^{+0.08}_{-0.17}$	$-3.55^{+0.51}_{-1.45}$	$2019.01^{+331.90}_{-1578.53}$	$3.57^{+0.93}_{-0.73} \times 10^{-7}$	-2.15	-1.05	0.19
0.77	2.68	18.109	$4.5^{+2.27}_{-3.86} \times 10^{-1}$	$-0.93^{+0.07}_{-0.10}$	$1255.60^{+209.60}_{-728.21}$	$1337.33^{+223.24}_{-775.62}$	$1.22^{+0.16}_{-0.55} \times 10^{-6}$	$1.29^{+0.09}_{-0.14} \times 10^{-2}$	$-0.87^{+0.08}_{-0.10}$	$-3.23^{+1.17}_{-0.55}$	$975.25^{+121.16}_{-382.96}$	$1.23^{+0.26}_{-0.20} \times 10^{-6}$	4.63	-7.98	1.30
2.68	3.60	23.208	$2.29^{+2.01}_{-2.89} \times 10^{-1}$	$-0.76^{+0.07}_{-0.09}$	$614.21^{+89.70}_{-180.22}$	$759.33^{+110.90}_{-222.80}$	$2.06^{+1.42}_{-0.88} \times 10^{-6}$	$2.41^{+0.16}_{-0.21} \times 10^{-2}$	$-0.73^{+0.07}_{-0.09}$	$-3.63^{+0.52}_{-1.33}$	$698.81^{+85.79}_{-144.97}$	$2.14^{+0.33}_{-0.33} \times 10^{-6}$	2.91	-2.42	2.75
3.60	4.71	36.901	$1.12^{+0.19}_{-0.24} \times 10^{+0}$	$-0.75^{+0.05}_{-0.05}$	$724.46^{+80.17}_{-130.03}$	$906.82^{+100.35}_{-162.76}$	$3.65^{+1.50}_{-1.05} \times 10^{-6}$	$3.54^{+0.14}_{-0.18} \times 10^{-2}$	$-0.73^{+0.05}_{-0.05}$	$-3.63^{+1.04}_{-0.61}$	$866.96^{+81.56}_{-115.97}$	$3.63^{+0.34}_{-0.30} \times 10^{-6}$	-0.73	0.94	3.05
4.71	6.02	52.501	$0.86^{+0.24}_{-0.30} \times 10^{+0}$	$-0.77^{+0.04}_{-0.04}$	$453.55^{+38.19}_{-56.89}$	$559.00^{+47.07}_{-70.12}$	$4.03^{+1.22}_{-1.02} \times 10^{-6}$	$5.73^{+0.29}_{-0.39} \times 10^{-2}$	$-0.72^{+0.05}_{-0.05}$	$-2.54^{+0.45}_{-0.03}$	$485.98^{+44.28}_{-59.81}$	$3.85^{+0.44}_{-0.41} \times 10^{-6}$	-7.22	1.88	3.09
6.02	6.95	33.501	$0.94^{+0.32}_{-0.46} \times 10^{+0}$	$-0.80^{+0.06}_{-0.06}$	$295.11^{+33.00}_{-49.83}$	$354.74^{+39.67}_{-59.30}$	$2.31^{+1.17}_{-0.74} \times 10^{-6}$	$5.07^{+0.38}_{-0.55} \times 10^{-2}$	$-0.76^{+0.07}_{-0.08}$	$-3.29^{+1.15}_{-0.45}$	$327.57^{+35.74}_{-40.85}$	$2.32^{+0.39}_{-0.34} \times 10^{-6}$	-1.06	0.63	2.91
6.95	7.78	23.001	$0.68^{+0.36}_{-0.63} \times 10^{+0}$	$-0.83^{+0.09}_{-0.09}$	$259.34^{+35.73}_{-59.38}$	$303.49^{+41.82}_{-69.48}$	$1.38^{+1.22}_{-0.59} \times 10^{-6}$	$3.72^{+0.37}_{-0.54} \times 10^{-2}$	$-0.79^{+0.09}_{-0.10}$	$-3.73^{+1.25}_{-1.25}$	$282.33^{+28.93}_{-44.10}$	$1.41^{+0.31}_{-0.24} \times 10^{-6}$	2.55	-1.95	2.89
7.78	9.05	20.603	$0.62^{+0.72}_{-1.18} \times 10^{+0}$	$-1.16^{+0.08}_{-0.08}$	$626.70^{+78.15}_{-287.37}$	$528.35^{+65.89}_{-242.27}$	$1.05^{+0.76}_{-0.42} \times 10^{-6}$	$1.76^{+0.17}_{-0.22} \times 10^{-2}$	$-1.13^{+0.07}_{-0.09}$	$-3.66^{+1.34}_{-1.34}$	$464.28^{+46.68}_{-156.23}$	$1.04^{+0.22}_{-0.17} \times 10^{-6}$	0.40	-1.95	2.33
9.05	9.05	5.20	$2.70^{+0.62}_{-2.69} \times 10^{+2}$	$-1.45^{+0.26}_{-0.35}$	$5035.78^{+2157.41}_{-4468.10}$	$2761.83^{+1183.21}_{-2450.49}$	$1.41^{+10.27}_{-1.26} \times 10^{-5}$	$6.83^{+6.30}_{-6.80} \times 10^{+0}$	$-0.29^{+0.28}_{-1.61}$	$-3.16^{+1.56}_{-0.60}$	$2768.91^{+904.59}_{-2744.09}$	N/A	-518.51	0.10	-513.60
9.05	10.54	16.702	$0.93^{+0.70}_{-1.62} \times 10^{+0}$	$-1.18^{+0.14}_{-0.14}$	$818.22^{+114.28}_{-643.39}$	$670.39^{+93.63}_{-827.64}$	$6.03^{+9.86}_{-3.56} \times 10^{-7}$	$1.41^{+0.20}_{-0.40} \times 10^{-2}$	$-1.07^{+0.13}_{-0.18}$	$-3.20^{+1.36}_{-0.59}$	$366.39^{+15.60}_{-192.29}$	$6.45^{+2.97}_{-1.86} \times 10^{-7}$	22.30	-33.70	-6.06
10.54	14.94	10.303	$0.81^{+1.29}_{-1.62} \times 10^{+0}$	$-1.51^{+0.08}_{-0.16}$	$2359.67^{+191.99}_{-2254.08}$	$1165.14^{+94.80}_{-1113.00}$	$1.85^{+3.36}_{-0.91} \times 10^{-7}$	$2.39^{+0.66}_{-2.37} \times 10^{-1}$	$-0.40^{+0.64}_{-0.18}$	$-2.52^{+0.89}_{-0.07}$	$206.50^{+65.10}_{-184.35}$	$3.17^{+70.72}_{-2.98} \times 10^{-7}$	-45974.83	-9.75	-45981.22
14.94	20.00	2.20	$2.01^{+0.11}_{-1.92} \times 10^{+1}$	$-2.27^{+0.46}_{-0.30}$	$5217.84^{+4675.84}_{-1782.73}$	$1422.22^{+1274.49}_{-485.92}$	$3.05^{+17.13}_{-2.50} \times 10^{-8}$	$1.70^{+0.17}_{-1.70} \times 10^{+2}$	$1.75^{+1.10}_{-0.42}$	$-2.26^{+0.58}_{-0.05}$	$16.30^{+0.36}_{-6.28}$	$3.46^{+88.31}_{-3.39} \times 10^{-8}$	-749.42	-6.55	-758.54

NOTE—All columns are the same as Table 3.

Table 22. Time-resolved spectral analysis results of GRB120919309.

$t_{\text{start}}$	$t_{\text{stop}}$	$S$	$K$	$\alpha$	$E_c$	$E_p$	$F$	$K_{\text{BAND}}$	$\alpha_{\text{BAND}}$	$\beta_{\text{BAND}}$	$E_{p,\text{BAND}}$	$F_{\text{BAND}}$	$\Delta\text{DIC}$	$p_{\text{DIC}}$	
(1)	(2)	(3)	(4)	(5)	(6)	(7)	(8)	(9)	(10)	(11)	(12)	(13)	(14)	(15)	(16)
-2.00	-0.11	2.15	$5.02^{+2.17}_{-5.00} \times 10^{+0}$	$-1.71^{+0.48}_{-0.19}$	$5121.67^{+4505.60}_{-2102.05}$	$1472.28^{+1295.19}_{-604.26}$	$6.34^{+43.80}_{-5.78} \times 10^{-8}$	$3.00^{+1.52}_{-2.51} \times 10^{-3}$	$-0.86^{+0.08}_{-0.64}$	$-3.22^{+1.61}_{-0.60}$	$3500.67^{+1644.93}_{-3480.57}$	$1.07^{+6.52}_{-0.68} \times 10^{-7}$	-87.20	-15.21	-94.82
-0.11	0.31	10.54	$1.90^{+0.30}_{-1.34} \times 10^{+0}$	$-0.97^{+0.15}_{-0.15}$	$518.63^{+28.78}_{-311.53}$	$536.61^{+29.78}_{-322.33}$	$1.12^{+2.31}_{-0.73} \times 10^{-6}$	$1.71^{+1.01}_{-1.70} \times 10^{+0}$	$0.51^{+0.73}_{-1.58}$	$-2.34^{+0.74}_{-0.15}$	$173.17^{+12.18}_{-129.77}$	$1.32^{+40.20}_{-1.23} \times 10^{-6}$	-16498.28	-15.33	-16514.35
0.31	1.87	33.62	$1.87^{+0.30}_{-0.47} \times 10^{+0}$	$-0.76^{+0.07}_{-0.06}$	$172.41^{+15.71}_{-21.64}$	$213.27^{+19.43}_{-26.77}$	$1.46^{+0.80}_{-0.45} \times 10^{-6}$	$5.84^{+0.42}_{-0.80} \times 10^{-2}$	$-0.72^{+0.06}_{-0.09}$	$-3.52^{+1.11}_{-0.56}$	$201.29^{+18.43}_{-15.34}$	$1.50^{+0.27}_{-0.22} \times 10^{-6}$	-1.35	0.77	2.95
1.87	2.68	37.84	$2.47^{+0.36}_{-0.54} \times 10^{+0}$	$-0.79^{+0.05}_{-0.05}$	$309.25^{+30.70}_{-37.05}$	$375.54^{+36.50}_{-45.78}$	$3.36^{+1.38}_{-0.96} \times 10^{-6}$	$6.90^{+0.35}_{-0.73} \times 10^{-2}$	$-0.75^{+0.05}_{-0.07}$	$-3.22^{+1.10}_{-0.50}$	$346.87^{+42.66}_{-33.39}$	$3.37^{+0.49}_{-0.51} \times 10^{-6}$	-3.35	1.62	2.49
2.68	3.53	56.17	$2.46^{+0.31}_{-0.40} \times 10^{+0}$	$-0.66^{+0.04}_{-0.04}$	$231.71^{+14.74}_{-19.60}$	$309.38^{+19.68}_{-26.17}$	$4.81^{+1.48}_{-1.12} \times 10^{-6}$	$1.27^{+0.08}_{-0.11} \times 10^{-1}$	$-0.59^{+0.05}_{-0.06}$	$-2.72^{+0.37}_{-0.09}$	$274.03^{+18.93}_{-19.66}$	$4.70^{+0.56}_{-0.55} \times 10^{-6}$	-8.87	2.09	3.75
3.53	4.19	43.24	$3.15^{+0.47}_{-0.72} \times 10^{+0}$	$-0.71^{+0.05}_{-0.06}$	$156.76^{+12.11}_{-16.59}$	$202.74^{+15.67}_{-21.45}$	$2.97^{+1.30}_{-0.91} \times 10^{-6}$	$1.24^{+0.09}_{-0.13} \times 10^{-1}$	$-0.68^{+0.06}_{-0.06}$	$-3.95^{+0.52}_{-0.86}$	$196.74^{+11.13}_{-11.94}$	$2.99^{+0.39}_{-0.37} \times 10^{-6}$	-0.62	1.43	3.29
4.19	5.36	42.88	$3.99^{+0.61}_{-0.77} \times 10^{+0}$	$-0.85^{+0.05}_{-0.06}$	$161.08^{+12.54}_{-17.53}$	$185.74^{+14.46}_{-20.22}$	$1.96^{+0.74}_{-0.51} \times 10^{-6}$	$8.16^{+0.54}_{-0.83} \times 10^{-2}$	$-0.83^{+0.05}_{-0.06}$	$-3.97^{+0.32}_{-1.02}$	$181.58^{+10.19}_{-12.16}$	$1.97^{+0.25}_{-0.21} \times 10^{-6}$	-1.51	1.71	3.26
5.36	6.81	32.36	$1.12^{+0.12}_{-1.62} \times 10^{+0}$	$-1.01^{+0.08}_{-0.08}$	$112.81^{+12.57}_{-18.33}$	$111.20^{+12.39}_{-18.07}$	$9.24^{+5.12}_{-3.30} \times 10^{-7}$	$7.61^{+0.97}_{-2.57} \times 10^{-2}$	$-0.87^{+0.12}_{-0.15}$	$-3.10^{+0.82}_{-0.14}$	$96.47^{+10.83}_{-11.76}$	$9.83^{+3.98}_{-2.87} \times 10^{-7}$	-7.79	0.05	-1.97
6.81	9.30	19.35	$1.05^{+0.24}_{-0.50} \times 10^{+1}$	$-1.36^{+0.14}_{-0.15}$	$93.20^{+13.50}_{-31.92}$	$59.81^{+8.66}_{-20.48}$	$2.95^{+3.46}_{-1.46} \times 10^{-7}$	$2.68^{+0.16}_{-0.17} \times 10^{-2}$	$-1.22^{+0.09}_{-0.21}$	$-3.86^{+0.36}_{-1.14}$	$54.11^{+5.25}_{-5.57}$	$3.00^{+2.03}_{-1.11} \times 10^{-7}$	-1.30	-7.36	-3.86
9.30	11.21	6.59	$3.86^{+0.98}_{-1.70} \times 10^{+1}$	$-2.11^{+0.11}_{-0.13}$	$4991.02^{+1858.54}_{-4917.28}$	$-552.61^{+205.78}_{-544.45}$	$1.61^{+1.44}_{-0.79} \times 10^{-7}$	$9.26^{+2.57}_{-9.24} \times 10^{-1}$	$-0.37^{+0.78}_{-0.61}$	$-2.59^{+0.66}_{-0.00}$	$22.99^{+4.51}_{-12.98}$	$1.36^{+26.71}_{-1.27} \times 10^{-7}$	-2090.68	0.50	-2086.73
11.21	17.64	2.21	$6.61^{+2.25}_{-4.35} \times 10^{+1}$	$-2.73^{+0.07}_{-0.27}$	$4994.62^{+1774.65}_{-4954.52}$	$-3637.45^{+1292.43}_{-3608.24}$	$2.61^{+3.76}_{-1.42} \times 10^{-8}$	$1.72^{+0.39}_{-1.72} \times 10^{+2}$	$1.56^{+1.38}_{-0.63}$	$-4.01^{+0.31}_{-0.99}$	$16.60^{+2.97}_{-2.86}$	$2.03^{+176.41}_{-2.00} \times 10^{-8}$	-1839.50	0.73	-1832.98
17.64	17.64	4.34	$1.99^{+0.07}_{-1.98} \times 10^{+2}$	$-1.54^{+0.30}_{-0.43}$	$5161.80^{+4806.05}_{-1732.90}$	$2362.27^{+2199.46}_{-793.05}$	$4.94^{+60.06}_{-4.52} \times 10^{-6}$	$7.85^{+2.23}_{-3.87} \times 10^{-2}$	$-1.22^{+0.23}_{-0.47}$	$-3.36^{+0.59}_{-1.64}$	$4665.27^{+1892.23}_{-4315.54}$	N/A	-0.52	-4.15	1.91
17.64	26.35	9.15	$4.07^{+0.71}_{-1.23} \times 10^{+0}$	$-1.64^{+0.07}_{-0.06}$	$9862.44^{+137.55}_{-238.91}$	$3535.65^{+49.31}_{-85.65}$	$1.58^{+0.80}_{-0.51} \times 10^{-7}$	$6.25^{+1.21}_{-6.20} \times 10^{+0}$	$0.54^{+0.71}_{-0.48}$	$-1.67^{+0.07}_{-0.02}$	$14.11^{+1.06}_{-4.09}$	$1.75^{+18.05}_{-1.60} \times 10^{-7}$	3842.51	0.00	-1194.19
26.35	26.75	6.14	$4.18^{+0.25}_{-3.73} \times 10^{+1}$	$-2.08^{+0.32}_{-0.20}$	$5255.19^{+4526.52}_{-1889.31}$	$-424.20^{+365.38}_{-152.51}$	$1.61^{+4.76}_{-1.20} \times 10^{-7}$	$3.04^{+1.09}_{-3.04} \times 10^{+2}$	$2.41^{+1.02}_{-0.64}$	$-2.76^{+1.06}_{-0.28}$	$25.11^{+8.88}_{-5.33}$	$1.13^{+18.14}_{-1.09} \times 10^{-7}$	-46.41	-2.10	-51.03
26.75	35.00	4.74	$6.47^{+0.65}_{-6.46} \times 10^{-2}$	$-0.88^{+0.19}_{-0.27}$	$9363.27^{+636.56}_{-113.41}$	$10478.99^{+712.41}_{-126.92}$	$7.15^{+45.25}_{-6.19} \times 10^{-8}$	$3.27^{+1.10}_{-3.25} \times 10^{+2}$	$2.46^{+0.71}_{-0.43}$	$-1.63^{+0.03}_{-0.01}$	$15.18^{+1.42}_{-5.18}$	$6.61^{+62.00}_{-6.01} \times 10^{-8}$	1.52	-54.17	-43.33

NOTE—All columns are the same as Table 3.

Table 23. Time-resolved spectral analysis results of GRB130305486.

$t_{\text{start}}$	$t_{\text{stop}}$	$S$	$K$	$\alpha$	$E_c$	$E_p$	$F$	$K_{\text{BAND}}$	$\alpha_{\text{BAND}}$	$\beta_{\text{BAND}}$	$E_{p,\text{BAND}}$	$F_{\text{BAND}}$	$\Delta\text{DIC}$	$p_{\text{DIC}}/p_{\text{DIC,BAND}}$	
(1)	(2)	(3)	(4)	(5)	(6)	(7)	(8)	(9)	(10)	(11)	(12)	(13)	(14)	(15)	(16)
-3.00	-0.07	6.90	$1.12^{+0.29}_{-0.57} \times 10^{+0}$	$-1.30^{+0.09}_{-0.10}$	$5851.71^{+4039.64}_{-1478.19}$	$4103.86^{+2833.04}_{-1036.67}$	$2.42^{+2.55}_{-1.20} \times 10^{-7}$	$8.95^{+5.16}_{-8.93} \times 10^{-1}$	$0.29^{+0.77}_{-1.74} \times 10^{-1}$	$-2.13^{+0.53}_{-0.31}$	$936.08^{+746.70}_{-925.04}$	N/A	-902690.75	1.61	-902691.72
-0.07	1.96	17.903	$2.28^{+1.73}_{-1.49} \times 10^{-1}$	$-0.65^{+0.09}_{-0.10}$	$417.77^{+58.76}_{-109.04}$	$563.90^{+79.31}_{-147.19}$	$1.19^{+1.02}_{-0.58} \times 10^{-6}$	$1.61^{+0.13}_{-0.20} \times 10^{-2}$	$-0.61^{+0.09}_{-0.11} \times 10^{-2}$	$-3.39^{+1.26}_{-0.72}$	$516.04^{+62.42}_{-101.43}$	$1.16^{+0.24}_{-0.22} \times 10^{-6}$	3.63	-2.81	2.84
1.96	3.13	28.509	$5.59^{+1.66}_{-2.22} \times 10^{-1}$	$-0.75^{+0.05}_{-0.06}$	$706.15^{+82.21}_{-129.53}$	$883.42^{+102.85}_{-162.05}$	$2.97^{+1.27}_{-0.88} \times 10^{-6}$	$3.04^{+0.14}_{-0.16} \times 10^{-2}$	$-0.73^{+0.05}_{-0.05} \times 10^{-2}$	$-3.71^{+0.81}_{-0.92}$	$832.47^{+83.57}_{-115.53}$	$3.07^{+0.33}_{-0.28} \times 10^{-6}$	-0.47	1.43	3.11
3.13	4.45	40.603	$3.74^{+0.58}_{-0.79} \times 10^{-1}$	$-0.43^{+0.04}_{-0.05}$	$386.74^{+36.90}_{-35.13}$	$606.73^{+42.20}_{-55.12}$	$4.63^{+1.72}_{-1.26} \times 10^{-5}$	$5.12^{+0.20}_{-0.23} \times 10^{-2}$	$-0.42^{+0.05}_{-0.05} \times 10^{-2}$	$-3.85^{+0.39}_{-1.15}$	$590.33^{+35.83}_{-38.09}$	$4.66^{+0.42}_{-0.37} \times 10^{-6}$	1.54	1.37	3.26
4.45	5.01	38.203	$8.6^{+0.72}_{-1.06} \times 10^{-1}$	$-0.34^{+0.05}_{-0.06}$	$321.40^{+25.07}_{-32.97}$	$531.92^{+41.49}_{-54.57}$	$6.19^{+3.36}_{-2.08} \times 10^{-6}$	$6.79^{+0.37}_{-0.62} \times 10^{-2}$	$-0.31^{+0.06}_{-0.07} \times 10^{-2}$	$-3.56^{+1.14}_{-0.57}$	$504.90^{+41.07}_{-38.89}$	$6.28^{+0.78}_{-0.68} \times 10^{-6}$	1.65	0.40	3.01
5.01	6.45	71.407	$7.5^{+0.81}_{-0.94} \times 10^{-1}$	$-0.48^{+0.03}_{-0.03}$	$485.78^{+22.71}_{-30.69}$	$737.65^{+34.48}_{-46.60}$	$9.03^{+2.21}_{-1.62} \times 10^{-6}$	$8.71^{+0.23}_{-0.24} \times 10^{-2}$	$-0.44^{+0.03}_{-0.03} \times 10^{-2}$	$-2.74^{+0.23}_{-0.12}$	$675.34^{+29.85}_{-33.25}$	$9.00^{+0.54}_{-0.45} \times 10^{-6}$	-18.01	2.45	3.94
6.45	6.78	29.301	$1.12^{+0.24}_{-0.36} \times 10^{+0}$	$-0.61^{+0.07}_{-0.07}$	$496.59^{+58.04}_{-101.03}$	$689.54^{+80.60}_{-140.28}$	$6.35^{+4.12}_{-2.72} \times 10^{-6}$	$7.24^{+0.54}_{-0.76} \times 10^{-2}$	$-0.51^{+0.08}_{-0.10} \times 10^{-2}$	$-2.13^{+0.24}_{-0.08}$	$535.69^{+62.72}_{-92.01}$	$5.75^{+0.97}_{-0.86} \times 10^{-6}$	-10.12	-0.70	3.63
6.78	7.92	40.403	$8.5^{+0.63}_{-0.87} \times 10^{-1}$	$-0.44^{+0.04}_{-0.05}$	$437.92^{+33.21}_{-44.34}$	$683.49^{+51.83}_{-69.20}$	$5.16^{+2.33}_{-1.56} \times 10^{-5}$	$5.22^{+0.22}_{-0.29} \times 10^{-2}$	$-0.39^{+0.05}_{-0.06} \times 10^{-2}$	$-2.88^{+0.64}_{-0.16}$	$624.08^{+51.55}_{-51.10}$	$5.09^{+0.54}_{-0.49} \times 10^{-6}$	-3.59	1.09	3.40
7.92	8.49	21.501	$1.10^{+0.23}_{-0.37} \times 10^{+0}$	$-0.74^{+0.07}_{-0.08}$	$633.69^{+83.88}_{-181.12}$	$797.28^{+105.53}_{-227.87}$	$3.13^{+2.60}_{-1.11} \times 10^{-6}$	$3.80^{+0.27}_{-0.51} \times 10^{-2}$	$-0.66^{+0.08}_{-0.11} \times 10^{-2}$	$-2.68^{+0.85}_{-0.13}$	$638.27^{+108.38}_{-159.71}$	$3.22^{+0.79}_{-0.63} \times 10^{-6}$	-2.41	-0.85	2.19
8.49	12.3431	704.33	$0.74^{+0.74}_{-0.95} \times 10^{-1}$	$-0.66^{+0.05}_{-0.05}$	$489.50^{+49.66}_{-69.30}$	$655.31^{+66.49}_{-92.77}$	$1.76^{+0.75}_{-0.51} \times 10^{-6}$	$2.11^{+0.10}_{-0.14} \times 10^{-2}$	$-0.62^{+0.05}_{-0.06} \times 10^{-2}$	$-2.87^{+0.86}_{-0.18}$	$595.34^{+65.93}_{-70.48}$	$1.78^{+0.21}_{-0.21} \times 10^{-6}$	-3.58	1.20	2.56
12.3415	2114.906	22	$1.54^{+1.54}_{-2.49} \times 10^{-1}$	$-0.94^{+0.06}_{-0.11}$	$1514.71^{+309.80}_{-818.43}$	$1610.24^{+329.34}_{-870.04}$	$8.35^{+6.72}_{-3.76} \times 10^{-7}$	$8.40^{+0.59}_{-1.14} \times 10^{-3}$	$-0.87^{+0.09}_{-0.12} \times 10^{-3}$	$-2.89^{+1.24}_{-0.43}$	$1177.04^{+197.77}_{-606.39}$	$8.62^{+2.14}_{-1.73} \times 10^{-7}$	-1.17	-2.81	0.73
15.2131	2115.208	65	$2.42^{+2.12}_{-2.12} \times 10^{-1}$	$-1.19^{+0.04}_{-0.09}$	$4173.96^{+1121.98}_{-3553.17}$	$3400.05^{+913.95}_{-2894.37}$	$3.41^{+2.26}_{-1.18} \times 10^{-7}$	$5.36^{+1.96}_{-5.33} \times 10^{-1}$	$0.56^{+0.12}_{-0.75} \times 10^{-1}$	$-1.67^{+0.07}_{-0.05}$	$115.87^{+34.49}_{-74.35}$	$4.35^{+56.99}_{-4.07} \times 10^{-7}$	-45797.86	-0.67	-45817.01
31.2135	00	3.50	$3.13^{+0.59}_{-2.70} \times 10^{-1}$	$-1.13^{+0.14}_{-0.16}$	$5090.71^{+2259.58}_{-3782.56}$	$4416.36^{+1960.26}_{-3281.50}$	$1.41^{+3.12}_{-0.98} \times 10^{-3}$	$9.36^{+7.66}_{-8.47} \times 10^{-3}$	$-0.61^{+0.11}_{-0.71} \times 10^{-3}$	$-3.05^{+1.45}_{-0.61}$	$3372.06^{+1149.12}_{-3342.23}$	$1.73^{+28.74}_{-0.95} \times 10^{-7}$	-2176.37	0.06	-2173.67

NOTE—All columns are the same as Table 3.

**Table 24.** Time-resolved spectral analysis results of GRB130612456.

$t_{\text{start}}$	$t_{\text{stop}}$	$S$	$K$	$\alpha$	$E_c$	$E_p$	$F$	$K_{\text{BAND}}$	$\alpha_{\text{BAND}}$	$\beta_{\text{BAND}}$	$E_{p,\text{BAND}}$	$F_{\text{BAND}}$	$\Delta\text{DIC}$	$p_{\text{DIC}}$	$p_{\text{DIC,BAND}}$	
(1)	(2)	(3)	(4)	(5)	(6)	(7)	(8)	(9)	(10)	(11)	(12)	(13)	(14)	(15)	(16)	
-1.00	0.27	0.10	$1.62^{+0.06}_{-1.62}$	$10^{+1-2.54}$	$1.12^{+1876.73}_{-4979.07}$	$2673.24^{+1005.18}_{-2666.79}$	$4.68^{+39.46}_{-4.27}$	$10^{-9}$	$2.27^{+0.73}_{-0.05}$	$-3.50^{+0.55}_{-1.50}$	$24.84^{+2.99}_{-14.84}$	N/A	-80.62	-1.15	-83.21	
-0.27	0.14	6.20	$2.80^{+0.96}_{-1.64}$	$10^{+0-1.22}$	$1.84^{+1981.14}_{-4328.43}$	$3513.18^{+1552.96}_{-3392.92}$	$7.47^{+11.90}_{-4.23}$	$10^{-7}$	$-0.84^{+0.23}_{-0.54}$	$-2.93^{+1.33}_{-0.56}$	$1792.20^{+772.40}_{-1679.84}$	$8.74^{+14.18}_{-5.13}$	$10^{-7}$	-152.10	-6.82	-152.89
0.14	0.86	24.50	$1.42^{+0.29}_{-0.48}$	$10^{+1-1.31}$	$287.57^{+42.15}_{-117.83}$	$198.53^{+29.10}_{-81.35}$	$1.15^{+0.89}_{-0.47}$	$10^{-6}$	$-1.08^{+0.12}_{-0.28}$	$-2.72^{+0.85}_{-0.09}$	$129.45^{+32.69}_{-49.37}$	$1.17^{+0.99}_{-0.44}$	$10^{-6}$	-55.03	-3.05	-51.87
0.86	1.54	37.70	$5.49^{+0.93}_{-1.39}$	$10^{+0-0.83}$	$122.90^{+11.50}_{-15.55}$	$143.22^{+13.40}_{-18.12}$	$2.10^{+1.21}_{-0.72}$	$10^{-6}$	$-0.78^{+0.08}_{-0.09}$	$-3.66^{+0.96}_{-0.54}$	$135.81^{+9.71}_{-9.82}$	$2.11^{+0.42}_{-0.36}$	$10^{-6}$	-0.69	0.74	2.87
1.54	2.41	58.40	$5.73^{+0.70}_{-0.92}$	$10^{+0-0.77}$	$134.97^{+8.51}_{-10.07}$	$166.40^{+10.49}_{-12.41}$	$3.39^{+1.06}_{-0.80}$	$10^{-6}$	$-0.75^{+0.05}_{-0.05}$	$-3.93^{+0.69}_{-0.69}$	$162.25^{+7.31}_{-7.22}$	$3.42^{+0.38}_{-0.32}$	$10^{-6}$	-1.23	2.13	3.18
2.41	2.67	24.90	$6.22^{+1.48}_{-2.59}$	$10^{+0-0.84}$	$116.38^{+14.59}_{-27.05}$	$135.05^{+16.93}_{-31.62}$	$2.09^{+2.08}_{-1.07}$	$10^{-6}$	$-0.65^{+0.15}_{-0.22}$	$-2.97^{+0.79}_{-0.18}$	$112.27^{+14.39}_{-18.94}$	$2.13^{+1.23}_{-0.76}$	$10^{-6}$	-3.30	-4.29	-2.34
2.67	3.20	23.60	$8.05^{+1.89}_{-2.96}$	$10^{+0-1.06}$	$162.15^{+24.05}_{-45.42}$	$151.79^{+22.51}_{-42.52}$	$1.32^{+1.31}_{-0.61}$	$10^{-6}$	$-0.93^{+0.13}_{-0.17}$	$-3.04^{+0.94}_{-0.26}$	$125.66^{+19.57}_{-22.54}$	$1.38^{+0.60}_{-0.44}$	$10^{-6}$	-2.91	-3.54	-1.06
3.20	4.87	22.30	$5.07^{+1.04}_{-2.14}$	$10^{+0-1.12}$	$153.43^{+22.10}_{-46.74}$	$134.91^{+19.44}_{-41.09}$	$6.19^{+5.99}_{-3.06}$	$10^{-7}$	$-1.03^{+0.10}_{-0.16}$	$-3.60^{+1.18}_{-0.62}$	$118.19^{+13.73}_{-17.63}$	$6.23^{+2.47}_{-1.86}$	$10^{-7}$	2.24	-5.44	0.54
4.87	5.84	8.70	$1.39^{+0.49}_{-0.99}$	$10^{+1-1.57}$	$1809.94^{+377.65}_{-1758.38}$	$769.69^{+160.60}_{-747.76}$	$3.55^{+10.55}_{-2.51}$	$10^{-2}$	$-1.26^{+0.33}_{-0.37}$	$-3.45^{+1.30}_{-0.72}$	$528.95^{+395.02}_{-468.60}$	$4.11^{+6.52}_{-2.51}$	$10^{-7}$	-434.25	-47.64	-474.94
5.84	5.86	5.50	$1.32^{+0.17}_{-1.32}$	$10^{+2-1.89}$	$5433.98^{+4556.93}_{-1590.96}$	$624.62^{+523.80}_{-182.88}$	$7.02^{+57.69}_{-6.25}$	$10^{-2}$	$-1.39^{+0.17}_{-0.45}$	$-3.21^{+1.61}_{-0.61}$	$4898.71^{+1987.20}_{-14878.17}$	N/A	0.02	-7.55	-0.04	
5.86	15.00	11.00	$2.27^{+0.32}_{-1.97}$	$10^{+0-1.12}$	$61.21^{+4.45}_{-30.96}$	$53.92^{+3.92}_{-27.27}$	$8.29^{+27.34}_{-6.30}$	$10^{-8}$	$-0.71^{+0.30}_{-0.44}$	$-4.04^{+0.30}_{-0.96}$	$44.85^{+3.93}_{-5.78}$	$8.26^{+15.06}_{-5.31}$	$10^{-8}$	18.92	-56.56	-34.20

NOTE—All columns are the same as Table 3.

Table 25. Time-resolved spectral analysis results of GRB130614997.

$t_{\text{start}}t_{\text{stop}}$	$S$	$K$	$\alpha$	$E_c$	$E_p$	$F$	$K_{\text{BAND}}$	$\alpha_{\text{BAND}}$	$\beta_{\text{BAND}}$	$E_{p,\text{BAND}}$	$F_{\text{BAND}}$	$\Delta\text{DIC}$	$p_{\text{DIC}}$	$p_{\text{DIC,BAND}}$				
(1)	(2)	(3)	(4)	(5)	(6)	(7)	(8)	(9)	(10)	(11)	(12)	(13)	(14)	(15)	(16)			
-1.00-0.20	3.60	$1.44^{+0.16}_{-1.16}$	$10^{+1}$	$-1.90^{+0.21}_{-0.18}$	$4873.39^{+1856.43}_{-4763.17}$	$509.93^{+194.25}_{-498.40}$	$1.30^{+2.76}_{-0.92}$	$10^{-7}$	$7.41^{+1.95}_{-7.41}$	$10^{+1}$	$1.91^{+1.09}_{-0.24}$	$-2.54^{+0.78}_{-0.16}$	$32.81^{+6.31}_{-14.33}$	$1.08^{+34.95}_{-1.05}$	$10^{-7}$	-800.27	0.02	-800.06
-0.20-0.00	9.60	$1.70^{+0.18}_{-1.57}$	$10^{+1}$	$-1.27^{+0.32}_{-0.32}$	$239.28^{+99.88}_{-202.61}$	$175.78^{+73.38}_{-148.83}$	$6.00^{+32.82}_{-4.74}$	$10^{-7}$	$1.29^{+0.71}_{-1.26}$	$10^{+0}$	$-0.25^{+0.50}_{-0.82}$	$-3.29^{+1.10}_{-0.46}$	$5.22^{+8.07}_{-15.80}$	$5.71^{+38.57}_{-4.77}$	$10^{-7}$	-842.46	-160.87	-998.30
-0.00	0.46	$36.203.97^{+0.69}_{-0.93}$	$10^{+1}$	$-1.42^{+0.07}_{-0.07}$	$270.30^{+36.86}_{-85.66}$	$155.83^{+21.25}_{-49.38}$	$1.91^{+1.02}_{-0.62}$	$10^{-6}$	$6.18^{+0.38}_{-1.24}$	$10^{-2}$	$-1.38^{+0.06}_{-0.10}$	$-3.69^{+0.43}_{-1.31}$	$141.56^{+17.06}_{-24.81}$	$1.98^{+0.50}_{-0.37}$	$10^{-6}$	-4.88	0.36	0.01
0.46	2.03	$54.203.38^{+0.40}_{-0.54}$	$10^{+1}$	$-1.42^{+0.05}_{-0.05}$	$224.79^{+27.43}_{-40.88}$	$129.97^{+15.86}_{-23.64}$	$1.56^{+0.53}_{-0.37}$	$10^{-6}$	$5.87^{+0.35}_{-1.37}$	$10^{-2}$	$-1.34^{+0.05}_{-0.11}$	$-2.85^{+0.80}_{-0.03}$	$108.55^{+19.17}_{-16.50}$	$1.59^{+0.46}_{-0.33}$	$10^{-6}$	-11.68	1.80	-2.81
2.03	3.20	$36.601.44^{+0.27}_{-0.36}$	$10^{+1}$	$-1.23^{+0.07}_{-0.08}$	$149.72^{+18.47}_{-31.33}$	$115.26^{+14.22}_{-24.12}$	$1.10^{+0.61}_{-0.38}$	$10^{-6}$	$5.29^{+0.50}_{-0.94}$	$10^{-2}$	$-1.19^{+0.07}_{-0.09}$	$-3.66^{+1.01}_{-0.68}$	$108.53^{+8.63}_{-10.66}$	$1.13^{+0.26}_{-0.20}$	$10^{-6}$	-1.96	0.21	2.67
3.20	4.23	$25.902.13^{+0.46}_{-0.70}$	$10^{+1}$	$-1.44^{+0.10}_{-0.11}$	$169.94^{+23.74}_{-60.17}$	$95.76^{+13.38}_{-33.90}$	$7.50^{+5.32}_{-3.06}$	$10^{-7}$	$3.44^{+0.21}_{-1.08}$	$10^{-2}$	$-1.36^{+0.09}_{-0.14}$	$-3.85^{+0.36}_{-1.15}$	$85.66^{+9.24}_{-12.62}$	$7.17^{+2.93}_{-2.14}$	$10^{-7}$	-7.45	-1.96	-5.31
4.23	6.21	$20.003.07^{+0.55}_{-1.65}$	$10^{+1}$	$-1.72^{+0.16}_{-0.16}$	$516.77^{+232.75}_{-435.62}$	$142.94^{+64.38}_{-120.49}$	$3.55^{+5.60}_{-2.00}$	$10^{-7}$	$2.13^{+0.71}_{-2.10}$	$10^{+0}$	$-0.10^{+0.38}_{-0.73}$	$-2.18^{+0.11}_{-0.07}$	$24.43^{+3.49}_{-5.09}$	$3.57^{+29.21}_{-3.16}$	$10^{-7}$	-2377.23	-64.42	-2441.42
6.21	9.00	$7.00$	$4.96^{+1.00}_{-2.55}$	$10^{+1}$	$-2.27^{+0.16}_{-0.12}$	$4827.87^{+1823.64}_{-4781.98}$	$1.08^{+1.14}_{-0.60}$	$10^{-7}$	$3.25^{+0.87}_{-3.23}$	$10^{-1}$	$-0.55^{+0.75}_{-0.70}$	$-3.21^{+1.02}_{-0.37}$	$23.55^{+5.19}_{-6.20}$	$7.93^{+106.75}_{-7.27}$	$10^{-8}$	-916.76	0.50	-910.67

NOTE—All columns are the same as Table 3.



Table 26. Time-resolved spectral analysis results of GRB130815660.

$t_{\text{start}}$	$t_{\text{stop}}$	$S$	$K$	$\alpha$	$E_c$	$E_p$	$F$	$K_{\text{BAND}}$	$\sigma_{\text{BAND}}$	$\beta_{\text{BAND}}$	$E_{p,\text{BAND}}$	$F_{\text{BAND}}$	$\Delta\text{DIC}$	$p\text{DIC}$	$p\text{DIC}_{\text{BAND}}$
(1)	(2)	(3)	(4)	(5)	(6)	(7)	(8)	(9)	(10)	(11)	(12)	(13)	(14)	(15)	(16)
-1.00	1.14	8.40	$1.80^{+0.44}_{-1.16} \times 10^{+0}$	$-1.15^{+0.14}_{-0.19}$	$769.08^{+90.47}_{-606.27}$	$654.91^{+77.04}_{-516.27}$	$3.99^{+8.89}_{-2.49} \times 10^{-7}$	$1.13^{+0.05}_{-0.50} \times 10^{-2}$	$-0.98^{+0.15}_{-0.26}$	$-3.27^{+1.41}_{-0.72}$	$334.18^{+26.47}_{-189.34}$	$4.27^{+2.81}_{-1.66} \times 10^{-7}$	7.65	-29.32	-17.15
1.14	1.66	13.10	$2.86^{+1.34}_{-1.43} \times 10^{+1}$	$-1.60^{+0.09}_{-0.23}$	$2492.31^{+599.35}_{-2422.93}$	$993.14^{+238.83}_{-965.49}$	$7.04^{+19.75}_{-4.30} \times 10^{-7}$	$2.63^{+0.44}_{-2.61} \times 10^{+1}$	$1.06^{+0.73}_{-0.61}$	$-2.06^{+0.12}_{-0.10}$	$31.22^{+3.63}_{-3.75}$	$7.93^{+51.20}_{-6.97} \times 10^{-7}$	-976.53	-45.57	-1067.29
1.66	2.68	9.80	$3.38^{+0.61}_{-1.25} \times 10^{+1}$	$-1.93^{+0.09}_{-0.09}$	$4899.95^{+1747.59}_{-4668.65}$	$335.69^{+119.73}_{-319.84}$	$3.13^{+1.97}_{-1.24} \times 10^{-7}$	$4.80^{+1.25}_{-4.79} \times 10^{+0}$	$0.22^{+0.80}_{-0.68}$	$-2.15^{+0.19}_{-0.10}$	$23.97^{+3.72}_{-6.86}$	$3.10^{+47.09}_{-2.95} \times 10^{-7}$	-1724.15	1.50	-1731.78
2.68	30.78	-0.10	$1.24^{+0.43}_{-1.24} \times 10^{+0}$	$-2.01^{+0.43}_{-0.39}$	$4922.37^{+1786.46}_{-4798.14}$	$-39.83^{+14.46}_{-38.79}$	$1.12^{+146.19}_{-1.09} \times 10^{-9}$	$1.54^{+1.54}_{-1.54} \times 10^{+1}$	$-0.68^{+1.58}_{-3.04}$	$-3.43^{+0.56}_{-1.57}$	$2754.25^{+748.81}_{-2743.41}$	N/A	-145665982.01	-4.36	-145665979.73
30.78	31.42	16.00	$2.00^{+0.50}_{-1.06} \times 10^{+0}$	$-0.85^{+0.11}_{-0.16}$	$182.55^{+28.69}_{-63.14}$	$210.81^{+33.13}_{-72.92}$	$1.01^{+1.28}_{-0.57} \times 10^{-6}$	$5.89^{+0.47}_{-2.72} \times 10^{-2}$	$-0.63^{+0.16}_{-0.25}$	$-2.89^{+1.00}_{-0.26}$	$160.35^{+26.48}_{-41.89}$	$1.01^{+0.66}_{-0.37} \times 10^{-6}$	-4.87	-7.04	-7.62
31.42	32.04	30.80	$6.51^{+1.19}_{-1.81} \times 10^{+0}$	$-0.94^{+0.07}_{-0.08}$	$163.99^{+18.36}_{-31.44}$	$174.03^{+19.49}_{-33.36}$	$2.00^{+1.29}_{-0.71} \times 10^{-6}$	$1.57^{+0.23}_{-0.47} \times 10^{-1}$	$-0.62^{+0.11}_{-0.15}$	$-2.20^{+0.15}_{-0.09}$	$115.29^{+11.39}_{-15.06}$	$2.25^{+0.97}_{-0.62} \times 10^{-6}$	-19.14	0.01	0.97
32.04	33.01	59.40	$6.71^{+0.76}_{-1.13} \times 10^{+0}$	$-0.75^{+0.05}_{-0.05}$	$102.67^{+6.62}_{-7.33}$	$128.45^{+8.28}_{-9.17}$	$3.04^{+1.03}_{-0.67} \times 10^{-6}$	$3.35^{+0.34}_{-0.61} \times 10^{-1}$	$-0.52^{+0.07}_{-0.09}$	$-2.52^{+0.13}_{-0.10}$	$103.44^{+6.40}_{-5.50}$	$3.40^{+0.78}_{-0.62} \times 10^{-6}$	-31.29	2.05	2.64
33.01	33.54	36.10	$6.20^{+1.34}_{-1.71} \times 10^{+0}$	$-0.72^{+0.08}_{-0.09}$	$74.44^{+6.59}_{-9.58}$	$95.57^{+8.46}_{-12.31}$	$2.08^{+1.39}_{-0.80} \times 10^{-6}$	$3.90^{+0.53}_{-1.29} \times 10^{-1}$	$-0.45^{+0.12}_{-0.14}$	$-2.72^{+0.24}_{-0.10}$	$80.21^{+5.14}_{-5.53}$	$2.33^{+0.85}_{-0.71} \times 10^{-6}$	-15.02	-0.85	0.98
33.54	35.11	44.90	$1.04^{+0.15}_{-0.21} \times 10^{+1}$	$-0.96^{+0.06}_{-0.06}$	$79.48^{+6.03}_{-8.14}$	$82.46^{+6.26}_{-8.44}$	$1.40^{+0.51}_{-0.40} \times 10^{-6}$	$1.85^{+0.21}_{-0.45} \times 10^{-1}$	$-0.78^{+0.08}_{-0.11}$	$-2.80^{+0.25}_{-0.11}$	$71.80^{+4.37}_{-3.87}$	$1.48^{+0.47}_{-0.33} \times 10^{-6}$	-14.91	1.26	0.89
35.11	36.44	28.90	$1.75^{+0.33}_{-0.55} \times 10^{+1}$	$-1.24^{+0.10}_{-0.10}$	$91.88^{+10.63}_{-20.26}$	$69.55^{+8.04}_{-15.34}$	$8.04^{+6.13}_{-3.13} \times 10^{-7}$	$1.67^{+0.23}_{-1.09} \times 10^{-1}$	$-0.81^{+0.21}_{-0.24}$	$-2.51^{+0.22}_{-0.06}$	$51.20^{+4.38}_{-6.42}$	$9.51^{+8.94}_{-4.43} \times 10^{-7}$	-50.76	-2.46	-4.09
36.44	37.68	15.80	$3.32^{+0.71}_{-1.66} \times 10^{+1}$	$-1.66^{+0.16}_{-0.15}$	$430.84^{+159.60}_{-354.50}$	$146.89^{+54.41}_{-120.86}$	$5.01^{+6.81}_{-2.60} \times 10^{-7}$	$1.44^{+0.20}_{-1.40} \times 10^{+1}$	$0.64^{+0.62}_{-0.49}$	$-2.16^{+0.08}_{-0.07}$	$24.34^{+1.86}_{-3.45}$	$6.70^{+37.98}_{-5.79} \times 10^{-7}$	-1396.94	-54.74	-1439.08
37.68	39.54	10.00	$3.77^{+1.74}_{-1.28} \times 10^{+1}$	$-1.94^{+0.04}_{-0.21}$	$3415.79^{+1633.40}_{-3375.18}$	$198.64^{+94.89}_{-196.28}$	$2.42^{+4.03}_{-1.42} \times 10^{-7}$	$6.51^{+1.25}_{-6.43} \times 10^{-1}$	$-0.33^{+0.67}_{-0.61}$	$-2.82^{+0.73}_{-0.08}$	$30.45^{+5.99}_{-7.78}$	$2.54^{+23.60}_{-2.29} \times 10^{-7}$	-1337.07	-15.71	-1337.60
39.54	47.00	3.90	$1.52^{+0.29}_{-0.85} \times 10^{+1}$	$-2.09^{+0.17}_{-0.12}$	$5200.05^{+4799.19}_{-1755.41}$	$-449.32^{+414.68}_{-151.68}$	$6.84^{+8.69}_{-3.66} \times 10^{-8}$	$5.48^{+2.57}_{-5.47} \times 10^{+0}$	$0.38^{+0.84}_{-0.71}$	$-2.25^{+0.33}_{-0.04}$	$18.06^{+1.31}_{-8.04}$	$6.37^{+142.90}_{-6.12} \times 10^{-8}$	-3476.57	0.67	-3476.17

NOTE—All columns are the same as Table 3.

Table 27. Time-resolved spectral analysis results of GRB140508128.

$t_{\text{start}}$	$t_{\text{stop}}$	$S$	$K$	$\alpha$	$E_c$	$E_p$	$F$	$K_{\text{BAND}}$	$\alpha_{\text{BAND}}$	$\beta_{\text{BAND}}$	$E_{p,\text{BAND}}$	$F_{\text{BAND}}$	$\Delta_{\text{DIC}}$	$PDIC$	$PDIC_{\text{BAND}}$
(1)	(2)	(3)	(4)	(5)	(6)	(7)	(8)	(9)	(10)	(11)	(12)	(13)	(14)	(15)	(16)
-1.00	2.26	15.672 $^{+0.58}_{-1.57}$	$10^{+0}$	$-1.17^{+0.13}_{-0.16}$	418.19 $^{+36.60}_{-254.78}$	347.28 $^{+30.39}_{-211.57}$	4.72 $^{+7.92}_{-2.87}$	$10^{-7}$	$1.36^{+1.06}_{-0.67}$	$-1.84^{+0.11}_{-0.08}$	48.04 $^{+5.18}_{-11.15}$	$5.23^{+67.76}_{-4.83} \times 10^{-7}$	-2473.81	-8.19	-2473.61
2.26	2.46	9.50	$2.47^{+0.56}_{-1.44} \times 10^{+1}$	$-1.61^{+0.12}_{-0.12}$	5455.39 $^{+4540.52}_{-1644.60}$	2143.28 $^{+1783.85}_{-646.12}$	$1.05^{+1.16}_{-0.58} \times 10^{-6}$	$2.05^{+1.37}_{-2.05} \times 10^{+0}$	$-0.39^{+0.56}_{-1.37}$	$-2.36^{+0.76}_{-0.01}$	1146.98 $^{+988.77}_{-1136.95}$	N/A	-55262.86	1.31	-55258.24
2.46	4.21	51.836 $^{+0.89}_{-1.23}$	$10^{+0}$	$-1.04^{+0.04}_{-0.05}$	456.02 $^{+50.99}_{-68.56}$	437.09 $^{+48.87}_{-65.72}$	$3.16^{+1.09}_{-0.84} \times 10^{-6}$	$5.47^{+0.29}_{-0.34} \times 10^{-2}$	$-1.03^{+0.04}_{-0.05}$	$-3.80^{+0.43}_{-0.11}$	423.81 $^{+36.36}_{-46.21}$	$3.19^{+0.27}_{-0.29} \times 10^{-6}$	-2.46	2.20	3.27
4.21	4.47	30.053 $^{+0.66}_{-1.49}$	$10^{+0}$	$-0.69^{+0.11}_{-0.11}$	236.90 $^{+29.14}_{-53.24}$	311.08 $^{+38.26}_{-69.91}$	$5.12^{+5.16}_{-2.64} \times 10^{-6}$	$1.34^{+0.13}_{-0.26} \times 10^{-1}$	$-0.60^{+0.11}_{-0.14}$	$-3.59^{+1.07}_{-0.60}$	280.38 $^{+30.96}_{-41.13}$	$4.78^{+1.25}_{-1.02} \times 10^{-6}$	2.87	-2.50	2.85
4.47	4.71	49.785 $^{+0.98}_{-1.50}$	$10^{+0}$	$-0.71^{+0.07}_{-0.07}$	403.32 $^{+47.03}_{-69.34}$	521.02 $^{+60.75}_{-89.58}$	$1.32^{+0.79}_{-0.49} \times 10^{-5}$	$2.35^{+0.20}_{-0.30} \times 10^{-1}$	$-0.52^{+0.09}_{-0.10}$	$-2.27^{+0.16}_{-0.09}$	371.56 $^{+36.60}_{-48.42}$	$1.24^{+0.23}_{-0.18} \times 10^{-5}$	-22.05	0.25	3.73
4.71	5.03	73.193 $^{+0.57}_{-0.80}$	$10^{+0}$	$-0.57^{+0.05}_{-0.05}$	328.79 $^{+23.18}_{-23.18}$	470.81 $^{+33.19}_{-41.85}$	$1.82^{+0.79}_{-0.52} \times 10^{-5}$	$3.10^{+0.17}_{-0.23} \times 10^{-1}$	$-0.46^{+0.06}_{-0.06}$	$-2.52^{+0.16}_{-0.10}$	397.28 $^{+25.57}_{-38.50}$	$1.77^{+0.20}_{-0.18} \times 10^{-5}$	-25.26	1.93	3.94
5.03	5.33	80.926 $^{+0.85}_{-1.18}$	$10^{+0}$	$-0.63^{+0.04}_{-0.04}$	318.01 $^{+21.25}_{-26.65}$	435.73 $^{+29.12}_{-36.51}$	$2.04^{+0.66}_{-0.54} \times 10^{-5}$	$3.72^{+0.18}_{-0.24} \times 10^{-1}$	$-0.56^{+0.05}_{-0.05}$	$-2.76^{+0.24}_{-0.11}$	386.80 $^{+20.94}_{-24.36}$	$2.03^{+0.19}_{-0.16} \times 10^{-5}$	-14.85	2.14	3.98
5.33	5.43	38.501 $^{+0.50}_{-0.53}$	$10^{+1}$	$-0.94^{+0.07}_{-0.09}$	548.70 $^{+76.52}_{-166.15}$	582.97 $^{+81.30}_{-176.53}$	$1.36^{+1.17}_{-0.58} \times 10^{-5}$	$2.62^{+0.27}_{-0.70} \times 10^{-1}$	$-0.72^{+0.11}_{-0.19}$	$-2.41^{+0.45}_{-0.04}$	368.06 $^{+62.62}_{-120.66}$	$1.29^{+0.51}_{-0.35} \times 10^{-5}$	-8.41	0.07	1.11
5.43	5.61	35.291 $^{+0.23}_{-0.38}$	$10^{+1}$	$-0.94^{+0.08}_{-0.09}$	379.28 $^{+47.07}_{-95.67}$	400.89 $^{+49.76}_{-101.12}$	$7.21^{+5.25}_{-3.03} \times 10^{-6}$	$1.39^{+0.12}_{-0.17} \times 10^{-1}$	$-0.91^{+0.08}_{-0.09}$	$-3.65^{+0.97}_{-0.71}$	377.48 $^{+41.07}_{-60.77}$	$7.22^{+1.26}_{-1.12} \times 10^{-6}$	-0.74	0.57	3.21
5.61	6.37	52.538 $^{+1.39}_{-2.14}$	$10^{+0}$	$-0.97^{+0.05}_{-0.06}$	311.06 $^{+32.43}_{-51.74}$	318.94 $^{+33.25}_{-53.06}$	$4.56^{+2.20}_{-1.38} \times 10^{-6}$	$1.11^{+0.08}_{-0.16} \times 10^{-1}$	$-0.91^{+0.06}_{-0.09}$	$-2.72^{+0.60}_{-0.05}$	273.89 $^{+33.62}_{-39.93}$	$4.46^{+0.83}_{-0.69} \times 10^{-6}$	-6.83	1.70	2.89
6.37	6.59	22.871 $^{+0.66}_{-0.80}$	$10^{+1}$	$-1.20^{+0.12}_{-0.12}$	488.84 $^{+27.52}_{-263.96}$	390.97 $^{+22.01}_{-211.11}$	$3.09^{+3.97}_{-1.73} \times 10^{-6}$	$7.32^{+2.54}_{-2.26} \times 10^{-2}$	$-1.11^{+0.13}_{-0.17}$	$-3.44^{+1.40}_{-0.68}$	298.30 $^{+72.67}_{-104.26}$	$3.00^{+1.23}_{-0.92} \times 10^{-6}$	0.78	-4.09	1.00
6.59	7.29	28.085 $^{+1.17}_{-2.70}$	$10^{+0}$	$-1.00^{+0.11}_{-0.12}$	267.26 $^{+39.81}_{-94.64}$	267.98 $^{+39.92}_{-94.90}$	$1.93^{+2.39}_{-0.97} \times 10^{-6}$	$7.38^{+0.54}_{-2.75} \times 10^{-2}$	$-0.82^{+0.12}_{-0.21}$	$-2.69^{+0.75}_{-0.10}$	199.39 $^{+40.39}_{-53.47}$	$1.97^{+0.92}_{-0.70} \times 10^{-6}$	-5.05	-3.87	-1.93
7.29	10.4034	984.63 $^{+0.88}_{-1.41}$	$10^{+0}$	$-1.06^{+0.08}_{-0.09}$	200.85 $^{+25.26}_{-46.01}$	187.91 $^{+23.63}_{-43.04}$	$9.75^{+6.45}_{-3.89} \times 10^{-7}$	$3.73^{+0.32}_{-0.79} \times 10^{-2}$	$-1.01^{+0.07}_{-0.12}$	$-3.30^{+1.15}_{-0.48}$	169.14 $^{+21.00}_{-25.03}$	$9.65^{+2.61}_{-1.98} \times 10^{-7}$	-2.56	0.30	2.34
10.4010	40	5.67	$4.00^{+1.46}_{-4.00} \times 10^{+2}$	$-1.91^{+0.37}_{-0.32}$	4752.84 $^{+1779.66}_{-4727.29}$	433.89 $^{+162.46}_{-431.55}$	$3.25^{+18.31}_{-2.98} \times 10^{-6}$	$2.49^{+0.64}_{-2.49} \times 10^{+2}$	$1.30^{+1.70}_{-0.06}$	$-3.56^{+0.46}_{-1.44}$	554.65 $^{+469.21}_{-531.29}$	N/A	-7463.43	0.78	-7459.91
10.4011	7213	1.88	$32^{+2.50}_{-6.39} \times 10^{+0}$	$-1.36^{+0.13}_{-0.31}$	805.87 $^{+265.01}_{-732.64}$	518.69 $^{+170.57}_{-471.55}$	$4.99^{+19.63}_{-3.59} \times 10^{-7}$	$2.83^{+0.14}_{-1.97} \times 10^{-2}$	$-1.06^{+0.22}_{-0.39}$	$-3.45^{+1.23}_{-0.74}$	169.67 $^{+2.95}_{-101.43}$	$5.10^{+6.18}_{-2.62} \times 10^{-7}$	6.20	-50.89	-38.83
11.7213	04	6.08	$5.98^{+1.59}_{-4.31} \times 10^{+0}$	$-1.55^{+0.13}_{-0.18}$	4282.81 $^{+1727.46}_{-4166.70}$	1930.39 $^{+778.62}_{-1878.05}$	$2.71^{+5.01}_{-1.79} \times 10^{-7}$	$1.89^{+1.37}_{-1.89} \times 10^{+0}$	$0.05^{+0.92}_{-1.74}$	$-2.64^{+1.04}_{-0.22}$	840.02 $^{+662.86}_{-820.33}$	N/A	-334720.30	-0.79	-334716.46
13.0414	8915	8.12	$32^{+0.59}_{-1.59} \times 10^{+0}$	$-1.04^{+0.15}_{-0.19}$	325.39 $^{+31.22}_{-175.65}$	310.91 $^{+29.83}_{-167.83}$	$6.22^{+13.37}_{-4.10} \times 10^{-7}$	$1.88^{+0.23}_{-0.59} \times 10^{-2}$	$-0.94^{+0.15}_{-0.20}$	$-3.53^{+0.84}_{-1.12}$	246.72 $^{+30.64}_{-74.35}$	$6.50^{+2.72}_{-1.95} \times 10^{-7}$	12.97	-14.65	2.22
14.8915	00.0	343.31	$0.51^{+0.51}_{-3.31} \times 10^{+1}$	$-2.43^{+0.12}_{-0.37}$	4869.48 $^{+1829.26}_{-4859.25}$	2095.81 $^{+787.31}_{-2091.40}$	$1.19^{+18.68}_{-1.13} \times 10^{-8}$	$1.12^{+0.35}_{-1.12} \times 10^{+2}$	$2.06^{+0.94}_{-0.07}$	$-3.39^{+0.56}_{-1.60}$	38.68 $^{+8.43}_{-28.68}$	N/A	-144.88	-1.82	-146.96

NOTE—All columns are the same as Table 3.

Table 28. Time-resolved spectral analysis results of GRB141028455.

$t_{\text{start}}$	$t_{\text{stop}}$	$S$	$K$	$\alpha$	$E_c$	$E_p$	$F$	$K_{\text{BAND}}$	$\alpha_{\text{BAND}}$	$\beta_{\text{BAND}}$	$E_{p,\text{BAND}}$	$F_{\text{BAND}}$	$\Delta\text{DIC}$	$p_{\text{DIC}}$	$p_{\text{DIC,BAND}}$			
(1)	(2)	(3)	(4)	(5)	(6)	(7)	(8)	(9)	(10)	(11)	(12)	(13)	(14)	(15)	(16)			
0.00	2.29	4.63	$1.06^{+0.24}_{-0.80}$	$\times 10^{+0}$	$-1.34^{+0.14}_{-0.17}$	$4411.89^{+1541.37}_{-4018.43}$	$1012.70^{+1.39}_{-0.91}$	$\times 10^{-7}$	$1.67^{+0.99}_{-1.67}$	$\times 10^{+0}$	$0.88^{+2.11}_{-0.65}$	$-2.13^{+0.53}_{-0.15}$	$302.65^{+202.56}_{-285.24}$	$2.11^{+188.53}_{-2.07}$	$\times 10^{-7}$	$-301017.15$	$-0.48$	$-301019.28$
2.29	5.95	12.086	$2.27^{+1.93}_{-3.30}$	$\times 10^{-1}$	$-0.99^{+0.10}_{-0.15}$	$579.13^{+109.78}_{-287.12}$	$587.03^{+111.28}_{-291.03}$	$\times 10^{-7}$	$6.37^{+0.61}_{-1.23}$	$\times 10^{-3}$	$-0.93^{+0.11}_{-0.16}$	$-3.70^{+0.53}_{-1.19}$	$506.26^{+67.07}_{-197.24}$	$3.96^{+1.25}_{-0.90}$	$\times 10^{-7}$	8.17	-9.02	1.99
5.95	8.16	21.258	$1.4^{+1.57}_{-2.69}$	$\times 10^{-1}$	$-0.89^{+0.07}_{-0.07}$	$830.48^{+115.81}_{-284.40}$	$920.58^{+128.38}_{-315.25}$	$\times 10^{-6}$	$1.33^{+0.08}_{-0.10}$	$\times 10^{-2}$	$-0.86^{+0.07}_{-0.08}$	$-3.58^{+1.07}_{-0.73}$	$821.33^{+96.18}_{-202.42}$	$1.22^{+0.18}_{-0.16}$	$\times 10^{-6}$	1.05	-1.59	2.73
8.16	10.4236	6.11	$1.32^{+0.20}_{-0.32}$	$\times 10^{+0}$	$-0.86^{+0.05}_{-0.05}$	$790.43^{+200.34}_{-299.78}$	$901.76^{+113.84}_{-228.55}$	$\times 10^{-6}$	$2.97^{+0.15}_{-0.27}$	$\times 10^{-2}$	$-0.71^{+0.05}_{-0.08}$	$-1.89^{+0.10}_{-0.07}$	$531.02^{+69.12}_{-89.39}$	$2.19^{+0.32}_{-0.26}$	$\times 10^{-6}$	-34.58	-0.91	3.39
10.4210	4.2	6.90	$2.05^{+0.16}_{-0.25}$	$\times 10^{+1}$	$-1.22^{+0.16}_{-0.23}$	$4906.80^{+2228.34}_{-3887.11}$	$3838.77^{+1743.32}_{-3041.03}$	$\times 10^{-2}$	$5.03^{+0.52}_{-1.92}$	$\times 10^{-2}$	$-1.06^{+0.14}_{-0.33}$	$-3.37^{+0.60}_{-1.63}$	$4088.45^{+1371.17}_{-3920.45}$	$4.93^{+3.79}_{-1.78}$	$\times 10^{-6}$	2.29	-4.97	1.45
10.4210	6.715	5.11	$2.0^{+0.28}_{-0.66}$	$\times 10^{+0}$	$-0.73^{+0.11}_{-0.12}$	$501.54^{+78.20}_{-186.61}$	$638.64^{+99.57}_{-237.62}$	$\times 10^{-6}$	$4.05^{+0.36}_{-0.58}$	$\times 10^{-2}$	$-0.67^{+0.10}_{-0.14}$	$-3.58^{+0.99}_{-0.90}$	$553.19^{+73.74}_{-136.23}$	$3.01^{+0.71}_{-0.60}$	$\times 10^{-6}$	8.93	-8.73	2.62
10.6710	9.024	1.58	$4.4^{+2.54}_{-3.97}$	$\times 10^{-1}$	$-0.57^{+0.09}_{-0.12}$	$420.54^{+70.70}_{-111.33}$	$602.33^{+101.27}_{-159.46}$	$\times 10^{-6}$	$6.74^{+0.71}_{-1.14}$	$\times 10^{-2}$	$-0.40^{+0.12}_{-0.17}$	$-2.51^{+0.61}_{-0.62}$	$450.17^{+52.15}_{-103.17}$	$4.43^{+1.43}_{-0.97}$	$\times 10^{-6}$	6.07	-10.82	2.22
10.9011	7.732	8.91	$0.9^{+0.20}_{-0.29}$	$\times 10^{+0}$	$-0.67^{+0.06}_{-0.07}$	$312.17^{+32.36}_{-47.52}$	$414.47^{+63.09}_{-93.09}$	$\times 10^{-6}$	$6.29^{+0.56}_{-1.35}$	$\times 10^{-2}$	$-0.50^{+0.10}_{-0.14}$	$-2.10^{+0.24}_{-0.06}$	$295.28^{+42.06}_{-61.03}$	$2.66^{+0.81}_{-0.62}$	$\times 10^{-6}$	-11.93	0.27	1.29
11.7713	1.349	9.51	$1.63^{+0.20}_{-0.27}$	$\times 10^{+0}$	$-0.73^{+0.04}_{-0.04}$	$397.41^{+30.33}_{-41.09}$	$504.59^{+38.51}_{-52.17}$	$\times 10^{-6}$	$6.00^{+0.29}_{-0.36}$	$\times 10^{-2}$	$-0.68^{+0.04}_{-0.05}$	$-2.26^{+0.20}_{-0.09}$	$431.91^{+36.23}_{-37.87}$	$3.70^{+0.39}_{-0.33}$	$\times 10^{-6}$	-15.43	2.06	3.90
13.1313	6.036	0.41	$1.97^{+0.31}_{-0.52}$	$\times 10^{+0}$	$-0.72^{+0.06}_{-0.06}$	$356.80^{+38.95}_{-51.69}$	$457.48^{+49.94}_{-66.27}$	$\times 10^{-6}$	$7.66^{+0.53}_{-0.85}$	$\times 10^{-2}$	$-0.66^{+0.07}_{-0.08}$	$-2.96^{+0.87}_{-0.21}$	$402.01^{+48.40}_{-56.62}$	$4.28^{+0.84}_{-0.68}$	$\times 10^{-6}$	-2.87	0.86	2.44
13.6015	3.347	3.54	$0.3^{+0.49}_{-0.57}$	$\times 10^{+0}$	$-0.99^{+0.04}_{-0.04}$	$434.59^{+41.09}_{-60.51}$	$439.47^{+41.55}_{-61.19}$	$\times 10^{-6}$	$6.16^{+0.61}_{-1.03}$	$\times 10^{-2}$	$-0.77^{+0.08}_{-0.09}$	$-1.91^{+0.09}_{-0.05}$	$236.69^{+26.47}_{-45.04}$	$2.32^{+0.58}_{-0.41}$	$\times 10^{-6}$	-25.96	2.19	1.47
15.3316	0.236	9.02	$0.79^{+0.44}_{-0.88}$	$\times 10^{+0}$	$-0.83^{+0.06}_{-0.06}$	$325.69^{+33.91}_{-57.22}$	$379.89^{+39.55}_{-66.74}$	$\times 10^{-6}$	$8.12^{+0.84}_{-1.50}$	$\times 10^{-2}$	$-0.63^{+0.09}_{-0.11}$	$-2.04^{+0.16}_{-0.07}$	$247.82^{+27.31}_{-45.81}$	$2.99^{+0.70}_{-0.63}$	$\times 10^{-6}$	-16.56	0.98	2.55
16.0216	9.829	6.45	$3.9^{+0.88}_{-1.28}$	$\times 10^{+0}$	$-1.08^{+0.06}_{-0.06}$	$344.38^{+43.05}_{-80.63}$	$316.91^{+39.62}_{-74.20}$	$\times 10^{-6}$	$3.80^{+0.28}_{-0.42}$	$\times 10^{-2}$	$-1.06^{+0.06}_{-0.07}$	$-3.49^{+1.20}_{-0.62}$	$293.91^{+28.17}_{-48.42}$	$1.69^{+0.27}_{-0.23}$	$\times 10^{-6}$	-1.79	0.96	2.93
16.9818	3.928	6.53	$3.4^{+0.60}_{-0.86}$	$\times 10^{+0}$	$-1.03^{+0.07}_{-0.07}$	$320.19^{+43.88}_{-80.89}$	$309.64^{+42.43}_{-78.22}$	$\times 10^{-6}$	$3.63^{+0.28}_{-0.35}$	$\times 10^{-2}$	$-0.89^{+0.08}_{-0.15}$	$-2.49^{+0.63}_{-0.62}$	$224.40^{+43.30}_{-56.28}$	$1.24^{+0.42}_{-0.32}$	$\times 10^{-6}$	-8.21	0.06	-0.27
18.3922	3.436	1.73	$0.9^{+0.58}_{-0.75}$	$\times 10^{+0}$	$-1.16^{+0.05}_{-0.05}$	$359.31^{+45.43}_{-81.87}$	$303.00^{+38.31}_{-69.04}$	$\times 10^{-7}$	$2.98^{+0.12}_{-0.86}$	$\times 10^{-2}$	$-0.95^{+0.07}_{-0.14}$	$-2.08^{+0.21}_{-0.05}$	$178.31^{+29.94}_{-42.60}$	$8.73^{+2.60}_{-2.21}$	$\times 10^{-7}$	-33.13	1.29	-18.53
22.3426	4.321	1.82	$2.0^{+0.45}_{-0.78}$	$\times 10^{+0}$	$-1.12^{+0.09}_{-0.10}$	$277.68^{+41.70}_{-97.50}$	$245.48^{+36.86}_{-86.19}$	$\times 10^{-7}$	$2.10^{+0.06}_{-1.03}$	$\times 10^{-2}$	$-0.91^{+0.10}_{-0.25}$	$-2.49^{+0.71}_{-0.03}$	$165.49^{+40.33}_{-61.84}$	$4.73^{+2.94}_{-1.81}$	$\times 10^{-7}$	-48.70	-2.68	-44.71
26.4332	0.413	3.31	$1.53^{+0.36}_{-0.62}$	$\times 10^{+0}$	$-1.18^{+0.10}_{-0.12}$	$396.88^{+41.12}_{-198.54}$	$324.27^{+33.60}_{-162.21}$	$\times 10^{-7}$	$9.50^{+1.10}_{-4.46}$	$\times 10^{-3}$	$-1.03^{+0.07}_{-0.25}$	$-3.15^{+1.42}_{-0.60}$	$242.43^{+67.51}_{-99.26}$	$2.75^{+1.67}_{-0.99}$	$\times 10^{-7}$	-43.97	-4.63	-44.78
32.0440	0.0	7.56	$1.11^{+0.37}_{-0.75}$	$\times 10^{+0}$	$-1.31^{+0.10}_{-0.21}$	$2689.01^{+510.13}_{-2578.97}$	$1861.41^{+353.13}_{-1785.24}$	$\times 10^{-7}$	$2.45^{+0.08}_{-2.43}$	$\times 10^{-1}$	$0.23^{+1.27}_{-0.76}$	$-2.04^{+0.44}_{-0.18}$	$128.00^{+46.59}_{-95.96}$	$2.00^{+35.93}_{-1.90}$	$\times 10^{-7}$	-18865.55	-25.46	-18886.24

NOTE—All columns are the same as Table 3.

Table 29. Time-resolved spectral analysis results of GRB141205763.

$t_{\text{start}}$	$t_{\text{stop}}$	$S$	$K$	$\alpha$	$E_c$	$E_p$	$F$	$K_{\text{BAND}}$	$\alpha_{\text{BAND}}$	$\beta_{\text{BAND}}$	$E_{p,\text{BAND}}$	$F_{\text{BAND}}$	$\Delta\text{DIC}$	$p_{\text{DIC}}$	$p_{\text{DIC,BAND}}$
(1)	(2)	(3)	(4)	(5)	(6)	(7)	(8)	(9)	(10)	(11)	(12)	(13)	(14)	(15)	(16)
-2.00	0.88	0.99	$7.87^{+1.85}_{-7.87} \times 10^{+1}$	$-2.62^{+0.06}_{-0.38}$	$4718.50^{+1793.34}_{-4708.49}$	$-2902.57^{+1103.17}_{-2896.41}$	$2.84^{+8.91}_{-2.16} \times 10^{-8}$	$2.65^{+0.75}_{-2.65} \times 10^{+2}$	$2.14^{+0.85}_{-0.19}$	$-3.55^{+0.48}_{-1.45}$	$17.66^{+0.60}_{-7.66}$	$2.58^{+35.38}_{-2.44} \times 10^{-8}$	-10.13	0.01	-12.08
-0.88	0.32	9.93	$5.96^{+1.27}_{-3.22} \times 10^{+1}$	$-2.02^{+0.13}_{-0.14}$	$4914.43^{+1918.06}_{-4736.90}$	$-97.42^{+38.02}_{-93.90}$	$3.60^{+3.71}_{-1.87} \times 10^{-7}$	$1.01^{+0.44}_{-1.00} \times 10^{+1}$	$0.69^{+0.70}_{-0.70}$	$-3.19^{+1.19}_{-0.46}$	$33.01^{+8.46}_{-5.31}$	$2.28^{+28.64}_{-2.05} \times 10^{-7}$	-589.85	0.99	-583.16
-0.32	1.44	44.60	$1.98^{+0.35}_{-0.47} \times 10^{+1}$	$-1.29^{+0.08}_{-0.07}$	$134.85^{+15.08}_{-24.92}$	$96.39^{+10.78}_{-17.81}$	$1.15^{+0.54}_{-0.41} \times 10^{-6}$	$5.51^{+0.63}_{-0.91} \times 10^{-2}$	$-1.26^{+0.08}_{-0.08}$	$-3.92^{+0.50}_{-0.92}$	$92.97^{+8.70}_{-8.13}$	$1.13^{+0.24}_{-0.21} \times 10^{-6}$	-2.23	0.88	2.99
1.44	2.32	48.84	$5.76^{+0.96}_{-1.48} \times 10^{+0}$	$-0.82^{+0.07}_{-0.07}$	$128.64^{+10.43}_{-15.91}$	$151.42^{+12.27}_{-18.72}$	$2.46^{+1.17}_{-0.85} \times 10^{-6}$	$1.36^{+0.13}_{-0.19} \times 10^{-1}$	$-0.79^{+0.07}_{-0.09}$	$-4.00^{+0.32}_{-0.99}$	$145.78^{+8.55}_{-9.09}$	$2.47^{+0.42}_{-0.37} \times 10^{-6}$	0.18	1.05	3.19
2.32	2.91	29.05	$5.74^{+1.30}_{-2.75} \times 10^{+0}$	$-0.83^{+0.13}_{-0.14}$	$84.16^{+9.25}_{-18.40}$	$98.62^{+10.84}_{-21.57}$	$1.31^{+1.27}_{-0.62} \times 10^{-6}$	$1.36^{+0.20}_{-0.43} \times 10^{-1}$	$-0.76^{+0.14}_{-0.14}$	$-3.89^{+0.76}_{-0.67}$	$93.92^{+6.58}_{-6.55}$	$1.32^{+0.52}_{-0.37} \times 10^{-6}$	4.32	-4.74	2.23
2.91	3.80	22.75	$1.01^{+0.21}_{-0.69} \times 10^{+1}$	$-1.05^{+0.18}_{-0.22}$	$59.45^{+8.23}_{-18.96}$	$56.55^{+7.83}_{-18.04}$	$5.92^{+10.29}_{-3.61} \times 10^{-7}$	$1.53^{+0.02}_{-1.08} \times 10^{-1}$	$-0.80^{+0.20}_{-0.31}$	$-3.74^{+1.02}_{-0.53}$	$50.91^{+4.79}_{-5.13}$	$5.98^{+7.09}_{-3.26} \times 10^{-7}$	-23.74	-14.46	-34.76
3.80	4.66	12.54	$1.04^{+0.14}_{-0.92} \times 10^{+1}$	$-1.17^{+0.30}_{-0.34}$	$67.34^{+5.47}_{-35.11}$	$55.60^{+4.51}_{-28.99}$	$3.34^{+11.92}_{-2.49} \times 10^{-7}$	$2.15^{+0.29}_{-2.01} \times 10^{-1}$	$-0.57^{+0.40}_{-0.56}$	$-3.90^{+0.35}_{-1.10}$	$43.85^{+5.30}_{-6.25}$	$3.23^{+10.37}_{-2.46} \times 10^{-7}$	-42.78	-47.73	-87.65
4.66	5.66	20.93	$1.73^{+0.30}_{-1.37} \times 10^{+1}$	$-1.19^{+0.25}_{-0.30}$	$54.47^{+5.26}_{-25.05}$	$44.02^{+4.25}_{-20.24}$	$4.87^{+11.35}_{-3.51} \times 10^{-7}$	$7.45^{+0.07}_{-7.38} \times 10^{+0}$	$0.35^{+0.86}_{-0.42}$	$-2.78^{+0.45}_{-0.06}$	$28.91^{+2.86}_{-6.48}$	$5.12^{+39.20}_{-4.60} \times 10^{-7}$	-978.98	-49.87	-1025.24
5.66	6.87	13.66	$4.97^{+0.12}_{-4.66} \times 10^{+1}$	$-1.53^{+0.48}_{-0.47}$	$187.69^{+138.56}_{-172.79}$	$88.19^{+65.10}_{-81.18}$	$2.30^{+17.13}_{-1.90} \times 10^{-8}$	$8.66^{+1.90}_{-8.58} \times 10^{+0}$	$0.35^{+0.60}_{-0.64}$	$-3.85^{+0.77}_{-0.51}$	$21.76^{+2.48}_{-2.00}$	$1.94^{+16.41}_{-1.70} \times 10^{-7}$	588.36	-1122.23	-529.85
6.87	6.89	-2.97	$5.05^{+1.02}_{-5.05} \times 10^{+1}$	$-2.54^{+0.09}_{-0.20}$	$5048.32^{+4906.11}_{-1878.91}$	$-2713.41^{+2636.97}_{-1039.93}$	$1.14^{+12.97}_{-1.09} \times 10^{-8}$	$1.35^{+0.38}_{-1.35} \times 10^{+2}$	$2.05^{+0.95}_{-0.08}$	$-3.33^{+0.59}_{-1.66}$	$40.41^{+12.29}_{-30.41}$	N/A	-108.57	-2.13	-110.92
6.89	8.16	8.56	$1.84^{+0.41}_{-1.20} \times 10^{+2}$	$-2.52^{+0.18}_{-0.18}$	$4939.38^{+4766.37}_{-4692.93}$	$-2578.97^{+981.02}_{-2488.63}$	$1.48^{+2.13}_{-0.83} \times 10^{-7}$	$1.28^{+0.33}_{-1.28} \times 10^{+2}$	$1.02^{+1.06}_{-0.85}$	$-3.32^{+0.38}_{-0.38}$	$17.54^{+2.73}_{-3.87}$	$1.25^{+32.26}_{-1.23} \times 10^{-7}$	-1760.92	0.19	-1756.90
8.16	8.16	4.40	$5.17^{+2.74}_{-3.55} \times 10^{+2}$	$-1.83^{+0.20}_{-0.22}$	$4740.12^{+1787.87}_{-4692.93}$	$819.28^{+309.01}_{-811.12}$	$6.71^{+16.17}_{-4.95} \times 10^{-6}$	$2.75^{+0.82}_{-2.21} \times 10^{-1}$	$-1.53^{+0.02}_{-0.47}$	$-3.39^{+0.65}_{-1.55}$	$4062.25^{+1757.20}_{-4049.99}$	N/A	-9.60	1.23	-2.86
8.16	19.04	9.17	$1.83^{+0.58}_{-0.60} \times 10^{+2}$	$-2.83^{+0.05}_{-0.17}$	$4707.58^{+1823.30}_{-4667.66}$	$-3891.99^{+1507.42}_{-3858.99}$	$5.82^{+3.84}_{-2.23} \times 10^{-8}$	$4.47^{+1.67}_{-4.46} \times 10^{+1}$	$0.76^{+0.89}_{-0.67}$	$-4.00^{+0.57}_{-0.70}$	$13.59^{+1.48}_{-1.92}$	$4.29^{+65.97}_{-4.08} \times 10^{-8}$	1714.95	0.00	-1948.95
19.04	20.00	-1.11	$1.98^{+0.03}_{-1.98} \times 10^{+1}$	$-2.49^{+0.08}_{-0.51}$	$4978.74^{+4822.25}_{-1965.54}$	$-2451.10^{+2374.06}_{-967.66}$	$6.26^{+48.85}_{-5.87} \times 10^{-9}$	$1.51^{+0.33}_{-1.51} \times 10^{+2}$	$2.25^{+0.75}_{-0.14}$	$-3.50^{+0.52}_{-1.49}$	$21.63^{+2.16}_{-11.63}$	$4.48^{+200.39}_{-4.44} \times 10^{-9}$	-34.98	-1.75	-38.25

NOTE—All columns are the same as Table 3.

Table 30. Time-resolved spectral analysis results of GRB150213001.

$t_{\text{start}}$	$t_{\text{stop}}$	$S$	$K$	$\alpha$	$E_c$	$E_p$	$F$	$K_{\text{BAND}}$	$\alpha_{\text{BAND}}$	$\beta_{\text{BAND}}$	$E_{p,\text{BAND}}$	$F_{\text{BAND}}$	$\Delta\text{DIC}$	$p_{\text{DIC}}$	$\text{PDIC}_{\text{BAND}}$
(1)	(2)	(3)	(4)	(5)	(6)	(7)	(8)	(9)	(10)	(11)	(12)	(13)	(14)	(15)	(16)
-1.00	0.15	1.50	$2.19^{+0.29}_{-0.28}$	$10^{+1.0}_{-2.0}$	$5244.21^{+4701.09}_{-1766.45}$	$351.09^{+314.73}_{-118.26}$	$5.81^{+51.02}_{-5.27}$	$10^{-9.65^{+2.55}_{-9.65}}$	$10^{+1.0}_{-1.0}$	$1.97^{+1.03}_{-0.20}$	$33.58^{+23.05}_{-23.55}$	$7.84^{+624.69}_{-7.78}$	$10^{-8.1312.40}$	-7.15	-1320.86
-0.15	0.02	9.20	$8.50^{+2.70}_{-6.30}$	$10^{+0.0}_{-1.29}$	$2393.20^{+387.93}_{-2290.72}$	$1694.20^{+274.62}_{-1691.66}$	$9.98^{+28.62}_{-6.80}$	$10^{-7.49^{+2.01}_{-3.62}}$	$10^{-2.0}$	$0.81^{+0.26}_{-0.57}$	$476.50^{+212.89}_{-300.21}$	$1.18^{+2.01}_{-0.73}$	$10^{-6.131.76}$	-20.38	-145.40
0.02	0.18	25.50	$2.72^{+0.37}_{-1.03}$	$10^{+1.0}_{-1.31}$	$393.14^{+32.54}_{-197.87}$	$272.87^{+22.59}_{-137.34}$	$2.56^{+2.25}_{-1.09}$	$10^{-6.63^{+0.25}_{-6.51}}$	$10^{-1.0}$	$0.43^{+0.41}_{-0.48}$	$76.24^{+4.23}_{-29.86}$	$2.90^{+6.78}_{-2.03}$	$10^{-6.300.81}$	-3.13	-294.95
0.18	0.63	64.70	$1.97^{+0.26}_{-0.35}$	$10^{+2.0}_{-1.68}$	$346.85^{+34.36}_{-127.56}$	$109.44^{+10.84}_{-40.25}$	$3.47^{+1.43}_{-0.87}$	$10^{-6.45^{+0.37}_{-4.13}}$	$10^{+1.0}$	$0.67^{+0.37}_{-0.25}$	$25.77^{+1.35}_{-1.42}$	$3.96^{+8.30}_{-2.75}$	$10^{-6.568.44}$	-1.20	-495.62
0.63	0.79	47.10	$4.87^{+0.86}_{-1.34}$	$10^{+2.0}_{-1.87}$	$333.72^{+8.90}_{-187.90}$	$43.35^{+1.16}_{-24.41}$	$3.72^{+2.16}_{-1.31}$	$10^{-6.186^{+0.24}_{-1.73}}$	$10^{+1.0}$	$0.06^{+0.47}_{-0.28}$	$23.06^{+1.65}_{-1.96}$	$3.73^{+10.72}_{-2.67}$	$10^{-6.379.81}$	-6.93	-360.48
0.79	0.94	55.50	$2.58^{+0.49}_{-0.90}$	$10^{+2.0}_{-1.47}$	$72.94^{+8.32}_{-16.66}$	$38.98^{+4.44}_{-8.91}$	$4.25^{+2.59}_{-1.68}$	$10^{-6.170^{+0.27}_{-1.39}}$	$10^{+1.0}$	$0.07^{+0.28}_{-0.28}$	$27.30^{+1.47}_{-1.87}$	$4.67^{+8.06}_{-2.92}$	$10^{-6.166.62}$	-4.15	-131.02
0.94	1.49	121.70	$3.07^{+0.32}_{-0.41}$	$10^{+2.0}_{-1.48}$	$73.73^{+4.84}_{-6.19}$	$38.29^{+2.51}_{-3.21}$	$5.10^{+1.19}_{-1.03}$	$10^{-6.210^{+0.37}_{-0.85}}$	$10^{+0.0}$	$0.74^{+0.13}_{-0.13}$	$31.66^{+1.20}_{-0.04}$	$5.44^{+2.90}_{-1.84}$	$10^{-6.104.84}$	2.04	-28.05
1.49	1.78	109.20	$2.22^{+0.30}_{-0.34}$	$10^{+2.0}_{-1.27}$	$62.54^{+4.26}_{-5.20}$	$45.77^{+3.12}_{-3.80}$	$6.81^{+2.16}_{-1.58}$	$10^{-6.171^{+0.30}_{-0.54}}$	$10^{+0.0}$	$0.85^{+0.11}_{-0.12}$	$40.00^{+1.36}_{-3.00}$	$7.28^{+3.37}_{-2.25}$	$10^{-6.40.37}$	1.67	-4.81
1.78	1.95	97.20	$2.40^{+0.30}_{-0.35}$	$10^{+2.0}_{-1.30}$	$99.07^{+7.81}_{-9.02}$	$69.72^{+5.49}_{-6.35}$	$1.03^{+0.28}_{-0.23}$	$10^{-5.784^{+0.94}_{-1.48}}$	$10^{-1.0}$	$1.18^{+0.08}_{-0.08}$	$63.79^{+3.00}_{-3.52}$	$1.06^{+0.25}_{-0.21}$	$10^{-5.10.46}$	2.09	2.66
1.95	2.23	143.50	$1.40^{+0.12}_{-0.13}$	$10^{+2.0}_{-1.09}$	$106.78^{+5.17}_{-5.38}$	$96.83^{+4.69}_{-4.88}$	$1.49^{+0.28}_{-0.24}$	$10^{-5.978^{+0.55}_{-1.06}}$	$10^{-1.0}$	$1.06^{+0.04}_{-0.05}$	$93.42^{+3.82}_{-2.64}$	$1.51^{+0.18}_{-0.16}$	$10^{-5.5.62}$	2.73	3.06
2.23	2.52	164.90	$0.65^{+0.74}_{-0.86}$	$10^{+1.0}_{-0.94}$	$98.52^{+3.63}_{-4.25}$	$104.08^{+3.83}_{-4.49}$	$1.77^{+0.30}_{-0.25}$	$10^{-5.144^{+0.09}_{-0.10}}$	$10^{+0.0}$	$0.87^{+0.03}_{-0.04}$	$97.46^{+2.36}_{-2.89}$	$1.82^{+0.17}_{-0.15}$	$10^{-5.16.50}$	2.77	3.86
2.52	2.73	114.10	$1.47^{+0.16}_{-0.20}$	$10^{+2.0}_{-1.11}$	$85.69^{+4.98}_{-5.99}$	$76.27^{+4.44}_{-5.33}$	$1.16^{+0.33}_{-0.24}$	$10^{-5.114^{+0.11}_{-0.17}}$	$10^{+0.0}$	$0.99^{+0.06}_{-0.07}$	$69.75^{+2.58}_{-2.63}$	$1.21^{+0.22}_{-0.19}$	$10^{-5.16.70}$	2.30	3.47
2.73	2.90	85.20	$2.92^{+0.39}_{-0.50}$	$10^{+2.0}_{-1.43}$	$119.41^{+11.40}_{-16.04}$	$68.28^{+6.52}_{-9.17}$	$8.53^{+2.71}_{-2.10}$	$10^{-6.568^{+0.66}_{-1.58}}$	$10^{-1.0}$	$1.28^{+0.08}_{-0.13}$	$59.94^{+4.46}_{-4.93}$	$9.10^{+3.27}_{-2.43}$	$10^{-6.15.37}$	1.75	-0.25
2.90	2.90	12.50	$7.21^{+2.79}_{-0.72}$	$10^{+2.0}_{-1.71}$	$3514.83^{+1564.67}_{-3475.49}$	$1018.70^{+453.49}_{-1007.30}$	$1.48^{+1.71}_{-0.76}$	$10^{-5.114^{+0.55}_{-1.14}}$	$10^{+2.0}$	$0.12^{+1.58}_{-0.88}$	$208.03^{+154.47}_{-186.84}$	N/A	-6791.47	-0.74	-6787.25
2.90	3.10	74.70	$2.48^{+0.36}_{-0.47}$	$10^{+2.0}_{-1.48}$	$127.09^{+14.28}_{-20.89}$	$66.60^{+7.48}_{-10.94}$	$5.98^{+2.36}_{-1.60}$	$10^{-6.411^{+0.25}_{-1.60}}$	$10^{-1.0}$	$1.32^{+0.08}_{-0.17}$	$57.65^{+7.62}_{-5.23}$	$6.31^{+3.47}_{-1.98}$	$10^{-6.23.08}$	1.21	-11.74
3.10	3.40	72.20	$2.51^{+0.33}_{-0.46}$	$10^{+2.0}_{-1.58}$	$141.33^{+16.60}_{-23.49}$	$58.87^{+6.91}_{-9.79}$	$4.30^{+1.44}_{-1.06}$	$10^{-6.227^{+0.27}_{-0.59}}$	$10^{-1.0}$	$1.46^{+0.08}_{-0.11}$	$52.94^{+4.16}_{-4.16}$	$4.54^{+1.66}_{-1.12}$	$10^{-6.10.45}$	1.46	1.25
3.40	3.70	54.60	$1.23^{+0.25}_{-0.35}$	$10^{+2.0}_{-1.44}$	$96.15^{+12.66}_{-20.38}$	$54.11^{+7.13}_{-11.58}$	$2.79^{+1.75}_{-0.96}$	$10^{-6.635^{+0.69}_{-3.88}}$	$10^{-1.0}$	$0.91^{+0.16}_{-0.26}$	$40.90^{+3.91}_{-3.92}$	$3.12^{+3.09}_{-1.53}$	$10^{-6.86.09}$	-1.72	-66.10
3.70	4.08	47.70	$1.32^{+0.24}_{-0.37}$	$10^{+2.0}_{-1.57}$	$125.65^{+17.92}_{-35.58}$	$53.47^{+7.63}_{-15.14}$	$2.23^{+1.20}_{-0.76}$	$10^{-6.308^{+0.07}_{-0.31}}$	$10^{+0.0}$	$0.29^{+0.31}_{-0.32}$	$29.77^{+2.93}_{-2.73}$	$2.38^{+4.70}_{-1.49}$	$10^{-6.344.28}$	-1.84	-325.87
4.08	4.40	34.50	$7.66^{+1.99}_{-3.49}$	$10^{+1.0}_{-1.46}$	$85.29^{+12.94}_{-29.93}$	$45.81^{+6.95}_{-16.07}$	$1.43^{+1.48}_{-0.73}$	$10^{-6.125^{+0.18}_{-1.08}}$	$10^{+0.0}$	$0.47^{+0.41}_{-0.26}$	$32.61^{+3.27}_{-3.51}$	$1.56^{+2.88}_{-1.06}$	$10^{-6.126.62}$	-10.93	-125.44
4.40	4.88	30.20	$7.43^{+1.43}_{-3.01}$	$10^{+1.0}_{-1.59}$	$112.67^{+13.17}_{-40.94}$	$46.26^{+5.41}_{-16.81}$	$9.90^{+8.73}_{-3.64}$	$10^{-7.114^{+0.35}_{-0.81}}$	$10^{-1.0}$	$1.37^{+0.07}_{-0.33}$	$40.85^{+7.21}_{-1.35}$	$1.03^{+1.37}_{-0.57}$	$10^{-6.205.06}$	-4.44	-205.86
4.88	5.46	23.40	$7.39^{+1.42}_{-3.56}$	$10^{+1.0}_{-1.73}$	$330.14^{+109.01}_{-247.13}$	$90.08^{+29.74}_{-67.43}$	$7.60^{+8.89}_{-3.75}$	$10^{-7.325^{+0.62}_{-3.10}}$	$10^{-1.0}$	$1.11^{+0.36}_{-0.71}$	$36.88^{+9.92}_{-15.66}$	$7.39^{+52.22}_{-6.28}$	$10^{-7.2134.60}$	-48.60	-2180.95
5.46	6.66	20.90	$6.41^{+3.22}_{-2.95}$	$10^{+1.0}_{-1.87}$	$1882.31^{+634.30}_{-1843.63}$	$252.74^{+85.17}_{-247.55}$	$4.23^{+11.21}_{-2.53}$	$10^{-7.556^{+0.85}_{-5.34}}$	$10^{+0.0}$	$0.29^{+0.39}_{-0.55}$	$23.18^{+2.15}_{-2.41}$	$4.16^{+19.78}_{-3.30}$	$10^{-7.577.57}$	-85.59	-647.41
6.66	7.92	12.10	$1.02^{+0.04}_{-0.94}$	$10^{+1.0}_{-1.24}$	$63.61^{+3.69}_{-39.83}$	$48.51^{+2.81}_{-30.38}$	$1.81^{+8.00}_{-1.42}$	$10^{-7.167^{+0.04}_{-1.52}}$	$10^{-1.0}$	$0.57^{+0.34}_{-0.51}$	$33.74^{+4.02}_{-4.02}$	$1.92^{+5.36}_{-1.41}$	$10^{-7.77.26}$	-153.77	-73.06
7.92	10.00	6.20	$3.95^{+0.62}_{-2.48}$	$10^{+1.0}_{-2.22}$	$5041.29^{+1921.37}_{-4692.33}$	$1108.69^{+422.55}_{-1031.95}$	$1.00^{+1.29}_{-0.57}$	$10^{-7.872^{+3.99}_{-8.70}}$	$10^{+0.0}$	$0.48^{+0.82}_{-0.72}$	$19.22^{+3.20}_{-6.45}$	$8.72^{+160.18}_{-8.38}$	$10^{-8.1269.27}$	0.38	-1267.25

NOTE—All columns are the same as Table 3.

Table 31. Time-resolved spectral analysis results of GRB150306993.

$t_{\text{start}}$	$t_{\text{stop}}$	$S$	$K$	$\alpha$	$E_c$	$E_p$	$F$	$K_{\text{BAND}}$	$\alpha_{\text{BAND}}$	$\beta_{\text{BAND}}$	$E_{p,\text{BAND}}$	$F_{\text{BAND}}$	$\Delta\text{DIC}$	$p_{\text{DIC}}$	$p_{\text{DIC,BAND}}$
(1)	(2)	(3)	(4)	(5)	(6)	(7)	(8)	(9)	(10)	(11)	(12)	(13)	(14)	(15)	(16)
-1.00	0.03	4.00	$9.38^{+1.09}_{-9.29} \times 10^{-1}$	$-0.97^{+0.19}_{-0.37}$	$2763.25^{+667.79}_{-2583.43}$	$2832.60^{+684.55}_{-2648.27}$	$5.44^{+48.13}_{-4.60} \times 10^{-7}$	$7.41^{+1.45}_{-4.00} \times 10^{-3}$	$1.47^{+1.53}_{-0.49}$	$-3.57^{+0.50}_{-1.43}$	$456.03^{+27.72}_{-136.62}$	$6.56^{+11.96}_{-3.47} \times 10^{-7}$	57.15	-78.39	-8.46
0.03	1.97	22.20	$206.84^{+1.57}_{-5.17} \times 10^{-2}$	$-0.02^{+0.14}_{-0.17}$	$178.73^{+21.03}_{-24.34}$	$353.85^{+41.63}_{-48.20}$	$2.41^{+4.31}_{-1.56} \times 10^{-6}$	$6.02^{+0.52}_{-1.07} \times 10^{-2}$	$0.18^{+0.16}_{-0.23}$	$-3.00^{+0.71}_{-0.20}$	$316.76^{+37.00}_{-37.24}$	$2.42^{+0.65}_{-0.47} \times 10^{-6}$	46.37	-47.24	2.97
1.97	3.12	27.70	$7.23^{+1.75}_{-3.95} \times 10^{-1}$	$-0.41^{+0.11}_{-0.13}$	$158.12^{+16.69}_{-21.12}$	$250.96^{+26.49}_{-33.53}$	$2.86^{+3.92}_{-1.60} \times 10^{-6}$	$1.11^{+0.12}_{-0.20} \times 10^{-1}$	$-0.31^{+0.13}_{-0.17}$	$-3.65^{+0.92}_{-0.54}$	$234.35^{+18.21}_{-17.72}$	$2.78^{+0.63}_{-0.50} \times 10^{-6}$	10.68	-9.32	2.91
3.12	4.27	36.20	$2.50^{+0.63}_{-1.33} \times 10^{-1}$	$-0.08^{+0.09}_{-0.13}$	$126.70^{+10.73}_{-11.38}$	$243.87^{+20.65}_{-21.91}$	$3.80^{+4.49}_{-1.97} \times 10^{-6}$	$1.73^{+0.15}_{-0.23} \times 10^{-1}$	$-0.00^{+0.12}_{-0.13}$	$-4.23^{+0.25}_{-0.77}$	$235.90^{+10.55}_{-10.62}$	$3.84^{+0.65}_{-0.51} \times 10^{-6}$	16.90	-12.25	3.16
4.27	6.61	41.80	$4.77^{+1.07}_{-2.00} \times 10^{-1}$	$-0.25^{+0.10}_{-0.10}$	$112.50^{+7.46}_{-10.42}$	$197.09^{+13.07}_{-18.26}$	$2.64^{+2.12}_{-1.22} \times 10^{-6}$	$1.62^{+0.15}_{-0.23} \times 10^{-1}$	$-0.15^{+0.10}_{-0.12}$	$-3.61^{+0.62}_{-0.29}$	$187.37^{+7.60}_{-8.31}$	$2.60^{+0.44}_{-0.40} \times 10^{-6}$	5.98	-6.79	3.56
6.61	6.61	5.00	$5.72^{+4.27}_{-1.43} \times 10^{+2}$	$-1.61^{+0.09}_{-0.22}$	$4362.26^{+1709.84}_{-4340.94}$	$1681.17^{+658.95}_{-1672.95}$	$1.84^{+3.52}_{-1.20} \times 10^{-5}$	$4.63^{+0.20}_{-2.99} \times 10^{-1}$	$-1.61^{+0.01}_{-0.39}$	$-3.41^{+1.16}_{-0.96}$	$4297.20^{+1908.85}_{-4278.35}$	N/A	-7.95	1.04	-0.89
6.61	9.00	29.80	$1.50^{+0.35}_{-0.75} \times 10^{+0}$	$-0.63^{+0.11}_{-0.12}$	$129.95^{+13.79}_{-18.80}$	$178.40^{+18.93}_{-25.81}$	$1.60^{+1.58}_{-0.84} \times 10^{-6}$	$9.72^{+0.94}_{-2.94} \times 10^{-2}$	$-0.48^{+0.12}_{-0.21}$	$-3.36^{+0.96}_{-0.40}$	$161.47^{+18.07}_{-15.44}$	$1.55^{+0.59}_{-0.41} \times 10^{-6}$	4.72	-6.34	1.50
9.00	11.44	24.30	$1.81^{+0.43}_{-1.02} \times 10^{+0}$	$-0.71^{+0.13}_{-0.14}$	$123.81^{+15.82}_{-23.69}$	$159.93^{+20.44}_{-30.60}$	$1.13^{+1.38}_{-0.62} \times 10^{-6}$	$1.02^{+0.12}_{-0.46} \times 10^{-1}$	$-0.43^{+0.18}_{-0.28}$	$-3.05^{+0.71}_{-0.16}$	$133.70^{+15.12}_{-18.93}$	$1.16^{+0.65}_{-0.39} \times 10^{-6}$	1.93	-7.72	-1.20
11.44	15.16	21.50	$3.62^{+0.80}_{-2.40} \times 10^{+0}$	$-0.90^{+0.17}_{-0.19}$	$89.67^{+13.45}_{-23.48}$	$98.24^{+14.73}_{-25.72}$	$5.95^{+10.76}_{-3.56} \times 10^{-7}$	$8.75^{+0.93}_{-5.15} \times 10^{-2}$	$-0.63^{+0.21}_{-0.34}$	$-3.73^{+0.96}_{-0.57}$	$86.53^{+8.43}_{-10.71}$	$5.98^{+5.29}_{-2.89} \times 10^{-7}$	6.76	-16.88	-7.39
15.16	22.25	16.40	$4.61^{+0.14}_{-4.34} \times 10^{+0}$	$-0.93^{+0.34}_{-0.35}$	$59.63^{+5.38}_{-29.04}$	$63.70^{+5.75}_{-31.02}$	$2.69^{+13.12}_{-2.14} \times 10^{-7}$	$3.11^{+0.25}_{-2.90} \times 10^{-1}$	$-0.17^{+0.42}_{-0.55}$	$-3.58^{+0.90}_{-0.44}$	$50.21^{+4.21}_{-5.47}$	$2.55^{+8.62}_{-1.79} \times 10^{-7}$	31.49	-156.68	-121.41
22.25	25.00	5.80	$1.24^{+0.11}_{-1.16} \times 10^{+2}$	$-2.38^{+0.34}_{-0.27}$	$5202.53^{+4786.82}_{-1710.97}$	$-1974.23^{+1816.48}_{-649.27}$	$1.44^{+4.59}_{-1.11} \times 10^{-7}$	$5.97^{+3.42}_{-5.97} \times 10^{+1}$	$1.35^{+1.49}_{-0.59}$	$-2.87^{+1.04}_{-0.32}$	$32.50^{+9.24}_{-22.50}$	$1.43^{+72.81}_{-1.41} \times 10^{-7}$	-2184.28	-2.41	-2187.22

NOTE—All columns are the same as Table 3.

Table 32. Time-resolved spectral analysis results of GRB150314205.

$t_{\text{start}}$	$t_{\text{stop}}$	$S$	$K$	$\alpha$	$E_c$	$E_p$	$F$	$K_{\text{BAND}}$	$\alpha_{\text{BAND}}$	$\beta_{\text{BAND}}$	$E_{p,\text{BAND}}$	$F_{\text{BAND}}$	$\Delta\text{DIC}$	$p_{\text{DIC}}$	$\text{PDIC}_{\text{BAND}}$
(1)	(2)	(3)	(4)	(5)	(6)	(7)	(8)	(9)	(10)	(11)	(12)	(13)	(14)	(15)	(16)
-1.00	-0.03	2.40	$7.97^{+1.47}_{-7.87} \times 10^{-1}$	$-1.17^{+0.25}_{-0.22}$	$4528.51^{+1870.14}_{-3872.10}$	$3754.57^{+1550.82}_{-3210.34}$	$2.00^{+10.35}_{-1.69} \times 10^{-7}$	$1.56^{+0.53}_{-1.86} \times 10^{-1}$	$1.12^{+1.88}_{-0.65}$	$-3.10^{+1.49}_{-0.33}$	$555.41^{+343.45}_{-499.29}$	N/A	-19217.54	-5.66	-19219.35
-0.03	0.19	21.50	$5.13^{+1.14}_{-2.47} \times 10^{-1}$	$-0.52^{+0.08}_{-0.09}$	$893.56^{+147.00}_{-211.43}$	$1322.26^{+217.52}_{-312.87}$	$6.83^{+5.94}_{-3.35} \times 10^{-6}$	$4.43^{+0.29}_{-0.33} \times 10^{-2}$	$-0.46^{+0.08}_{-0.12}$	$4.00^{+0.32}_{-0.43}$	$1180.77^{+145.13}_{-252.61}$	$6.83^{+1.14}_{-0.98} \times 10^{-6}$	4.88	-2.60	2.95
0.19	0.90	63.00	$7.79^{+1.05}_{-1.55} \times 10^{-1}$	$-0.37^{+0.04}_{-0.04}$	$310.49^{+19.48}_{-21.84}$	$505.68^{+31.73}_{-35.57}$	$1.06^{+0.39}_{-0.28} \times 10^{-5}$	$1.50^{+0.08}_{-0.10} \times 10^{-1}$	$-0.30^{+0.06}_{-0.06}$	$2.76^{+0.43}_{-0.07}$	$453.11^{+30.38}_{-35.78}$	$1.04^{+0.13}_{-0.11} \times 10^{-5}$	-5.99	1.64	3.26
0.90	1.09	38.40	$1.05^{+0.22}_{-0.40} \times 10^0$	$-0.35^{+0.08}_{-0.08}$	$235.71^{+22.32}_{-29.41}$	$389.13^{+36.85}_{-48.55}$	$1.10^{+0.85}_{-0.48} \times 10^{-5}$	$2.15^{+0.16}_{-0.26} \times 10^{-1}$	$-0.28^{+0.09}_{-0.11}$	$3.62^{+1.05}_{-0.59}$	$362.22^{+33.50}_{-31.76}$	$1.07^{+0.20}_{-0.17} \times 10^{-5}$	3.29	-1.35	2.86
1.09	1.27	48.00	$1.08^{+0.19}_{-0.32} \times 10^0$	$-0.27^{+0.07}_{-0.06}$	$220.00^{+15.96}_{-21.50}$	$379.81^{+27.56}_{-37.11}$	$1.63^{+0.93}_{-0.60} \times 10^{-5}$	$3.33^{+0.22}_{-0.45} \times 10^{-1}$	$-0.18^{+0.08}_{-0.10}$	$2.97^{+0.67}_{-0.15}$	$340.39^{+34.05}_{-27.33}$	$1.53^{+0.32}_{-0.24} \times 10^{-5}$	-2.11	0.12	2.88
1.27	1.65	85.10	$1.97^{+0.24}_{-0.32} \times 10^0$	$-0.39^{+0.04}_{-0.04}$	$269.57^{+13.75}_{-16.75}$	$433.86^{+22.12}_{-26.96}$	$2.04^{+0.55}_{-0.51} \times 10^{-5}$	$3.64^{+0.16}_{-0.21} \times 10^{-1}$	$-0.29^{+0.04}_{-0.05}$	$2.64^{+0.18}_{-0.11}$	$376.62^{+17.40}_{-19.53}$	$1.96^{+0.18}_{-0.16} \times 10^{-5}$	-20.02	2.16	3.92
1.65	2.22	92.30	$2.23^{+0.26}_{-0.38} \times 10^0$	$-0.43^{+0.03}_{-0.03}$	$237.71^{+10.47}_{-12.29}$	$372.69^{+16.42}_{-19.27}$	$1.57^{+0.32}_{-0.32} \times 10^{-5}$	$3.24^{+0.14}_{-0.22} \times 10^{-1}$	$-0.38^{+0.04}_{-0.05}$	$3.08^{+0.56}_{-0.10}$	$345.30^{+20.36}_{-18.61}$	$1.53^{+0.16}_{-0.15} \times 10^{-5}$	-5.95	2.46	3.26
2.22	2.84	109.303	$2.24^{+0.42}_{-0.55} \times 10^0$	$-0.48^{+0.03}_{-0.04}$	$229.75^{+8.93}_{-11.18}$	$349.87^{+13.60}_{-17.02}$	$1.71^{+0.35}_{-0.31} \times 10^{-5}$	$4.06^{+0.16}_{-0.20} \times 10^{-1}$	$-0.39^{+0.04}_{-0.04}$	$2.65^{+0.15}_{-0.09}$	$306.14^{+11.66}_{-12.66}$	$1.66^{+0.12}_{-0.13} \times 10^{-5}$	-20.16	2.61	3.98
2.84	3.29	81.50	$3.59^{+0.48}_{-0.55} \times 10^0$	$-0.53^{+0.04}_{-0.04}$	$206.23^{+11.73}_{-13.79}$	$303.95^{+17.29}_{-20.32}$	$1.25^{+0.38}_{-0.30} \times 10^{-5}$	$4.00^{+0.26}_{-0.42} \times 10^{-1}$	$-0.37^{+0.06}_{-0.07}$	$2.51^{+0.18}_{-0.10}$	$245.58^{+16.02}_{-16.23}$	$1.22^{+0.15}_{-0.16} \times 10^{-5}$	-16.81	2.25	3.81
3.29	3.63	58.70	$3.09^{+0.47}_{-0.71} \times 10^0$	$-0.52^{+0.05}_{-0.06}$	$176.44^{+11.85}_{-16.57}$	$260.45^{+17.49}_{-24.45}$	$8.57^{+3.75}_{-2.65} \times 10^{-6}$	$2.80^{+0.18}_{-0.23} \times 10^{-1}$	$-0.50^{+0.05}_{-0.06}$	$3.96^{+0.49}_{-0.86}$	$253.53^{+12.80}_{-13.95}$	$8.59^{+1.02}_{-0.86} \times 10^{-6}$	0.41	1.56	3.30
3.63	5.22	105.005	$2.7^{+0.46}_{-0.53} \times 10^0$	$-0.73^{+0.03}_{-0.03}$	$224.44^{+10.70}_{-11.59}$	$284.24^{+13.55}_{-14.67}$	$6.81^{+1.39}_{-1.13} \times 10^{-6}$	$2.00^{+0.11}_{-0.13} \times 10^{-1}$	$-0.67^{+0.04}_{-0.04}$	$2.67^{+0.32}_{-0.07}$	$250.68^{+14.69}_{-16.69}$	$6.82^{+0.74}_{-0.65} \times 10^{-6}$	-9.39	2.76	3.39
5.22	5.95	63.40	$6.88^{+1.11}_{-1.11} \times 10^0$	$-0.86^{+0.04}_{-0.04}$	$286.59^{+23.41}_{-30.90}$	$326.83^{+26.70}_{-35.24}$	$5.96^{+1.86}_{-1.40} \times 10^{-6}$	$1.39^{+0.08}_{-0.12} \times 10^{-1}$	$-0.82^{+0.05}_{-0.05}$	$2.95^{+0.70}_{-0.11}$	$297.06^{+22.78}_{-29.54}$	$5.83^{+0.68}_{-0.59} \times 10^{-6}$	-5.55	2.21	2.98
5.95	7.85	74.10	$5.64^{+0.68}_{-1.83} \times 10^0$	$-0.92^{+0.03}_{-0.03}$	$340.71^{+26.35}_{-31.93}$	$368.53^{+28.50}_{-34.53}$	$4.27^{+1.11}_{-0.82} \times 10^{-6}$	$8.51^{+0.38}_{-0.57} \times 10^{-2}$	$-0.89^{+0.03}_{-0.05}$	$3.17^{+0.99}_{-0.33}$	$343.28^{+32.20}_{-28.98}$	$4.17^{+0.41}_{-0.41} \times 10^{-6}$	-4.36	2.54	2.39
7.85	7.98	13.60	$8.34^{+1.83}_{-5.61} \times 10^0$	$-1.08^{+0.15}_{-0.16}$	$882.08^{+130.58}_{-673.20}$	$814.63^{+120.59}_{-621.72}$	$3.26^{+6.55}_{-2.10} \times 10^{-6}$	$5.77^{+0.94}_{-1.31} \times 10^{-2}$	$-0.99^{+0.15}_{-0.16}$	$3.48^{+1.08}_{-0.91}$	$501.23^{+7.52}_{-258.24}$	$3.22^{+1.48}_{-0.92} \times 10^{-6}$	19.51	-24.69	-0.63
7.98	8.01	12.80	$3.43^{+1.02}_{-1.93} \times 10^0$	$-1.37^{+0.08}_{-0.14}$	$4513.12^{+1681.17}_{-4370.31}$	$2843.67^{+1059.29}_{-2753.69}$	$4.25^{+7.28}_{-2.36} \times 10^{-6}$	$8.84^{+1.08}_{-4.83} \times 10^{-2}$	$-1.17^{+0.10}_{-0.40}$	$3.08^{+1.45}_{-0.59}$	$2747.87^{+883.64}_{-2710.25}$	$5.07^{+5.96}_{-2.48} \times 10^{-6}$	-36.92	-0.89	-32.29
8.01	11.12	71.20	$3.39^{+0.33}_{-0.37} \times 10^0$	$-0.90^{+0.03}_{-0.03}$	$473.66^{+36.84}_{-40.72}$	$522.24^{+40.62}_{-44.90}$	$3.70^{+0.76}_{-0.66} \times 10^{-6}$	$5.44^{+0.16}_{-0.19} \times 10^{-2}$	$-0.89^{+0.03}_{-0.03}$	$3.83^{+0.41}_{-1.15}$	$514.70^{+28.67}_{-33.94}$	$3.70^{+0.19}_{-0.20} \times 10^{-6}$	-2.21	2.65	3.17
11.12	12.28	37.40	$7.18^{+1.12}_{-1.57} \times 10^0$	$-1.12^{+0.06}_{-0.06}$	$481.77^{+65.20}_{-65.20}$	$423.90^{+57.37}_{-121.06}$	$2.29^{+1.11}_{-0.74} \times 10^{-6}$	$4.25^{+0.25}_{-0.45} \times 10^{-2}$	$-1.09^{+0.06}_{-0.07}$	$3.38^{+1.28}_{-0.61}$	$382.97^{+51.73}_{-80.95}$	$2.29^{+0.37}_{-0.33} \times 10^{-6}$	-2.84	1.37	2.79
12.28	12.84	17.00	$1.11^{+0.29}_{-0.75} \times 10^1$	$-1.32^{+0.16}_{-0.22}$	$739.27^{+306.41}_{-647.59}$	$504.78^{+209.22}_{-442.18}$	$7.50^{+17.39}_{-4.82} \times 10^{-7}$	$5.39^{+1.17}_{-3.86} \times 10^{-2}$	$-1.04^{+0.17}_{-0.35}$	$3.32^{+1.39}_{-0.62}$	$159.30^{+21.99}_{-73.22}$	$8.10^{+9.13}_{-4.03} \times 10^{-7}$	-58.70	-58.93	-112.01
12.84	13.88	9.10	$6.89^{+1.91}_{-5.01} \times 10^0$	$-1.45^{+0.14}_{-0.25}$	$1874.73^{+217.76}_{-1807.40}$	$1024.13^{+118.96}_{-987.35}$	$3.52^{+10.44}_{-2.43} \times 10^{-7}$	$1.97^{+1.63}_{-1.93} \times 10^{-1}$	$-0.69^{+0.19}_{-0.95}$	$3.13^{+1.34}_{-0.65}$	$170.38^{+24.56}_{-139.83}$	$3.32^{+2.59}_{-1.55} \times 10^{-7}$	-4880.27	-19.61	-4893.74
13.88	18.00	7.20	$6.92^{+1.68}_{-3.23} \times 10^0$	$-1.73^{+0.11}_{-0.11}$	$5075.60^{+4052.60}_{-2585.00}$	$1387.73^{+1108.03}_{-706.77}$	$1.56^{+1.88}_{-0.79} \times 10^{-7}$	$4.06^{+2.61}_{-4.06} \times 10^{+1}$	$1.15^{+0.85}_{-0.98}$	$-1.91^{+0.11}_{-0.11}$	$22.94^{+40.94}_{-5.02}$	$1.59^{+40.94}_{-1.55} \times 10^{-7}$	-4843.69	1.39	-4840.43

NOTE—All columns are the same as Table 3.

Table 33. Time-resolved spectral analysis results of GRB150510139.

$t_{\text{start}}$	$t_{\text{stop}}$	$S$	$K$	$\alpha$	$E_c$	$E_p$	$F$	$K_{\text{BAND}}$	$\alpha_{\text{BAND}}$	$\beta_{\text{BAND}}$	$E_{p,\text{BAND}}$	$F_{\text{BAND}}$	$\Delta\text{DIC}$	$\text{PDIC}_{\text{PDIC,BAND}}$				
(1)	(2)	(3)	(4)	(5)	(6)	(7)	(8)	(9)	(10)	(11)	(12)	(13)	(14)	(15)	(16)			
0.00	0.03	11.307	22 <sup>+1.54</sup> <sub>-4.87</sub>	$10^{+0}$	-0.93 <sup>+0.13</sup> <sub>-0.15</sub>	1017.85 <sup>+53.12</sup> <sub>-651.34</sub>	7.09 <sup>+12.52</sup> <sub>-4.27</sub>	$10^{-6}$	9.34 <sup>+0.92</sup> <sub>-1.92</sub>	$10^{-2}$	-0.84 <sup>+0.14</sup> <sub>-0.17</sub>	-3.50 <sup>+0.66</sup> <sub>-1.36</sub>	810.76 <sup>+92.40</sup> <sub>-393.46</sub>	7.78 <sup>+2.80</sup> <sub>-1.85</sub>	$10^{-6}$	11.50	-13.25	1.44
0.03	0.27	47.903	15 <sup>+0.49</sup> <sub>-0.41</sub>	$10^{+0}$	-0.68 <sup>+0.03</sup> <sub>-0.03</sub>	784.75 <sup>+64.37</sup> <sub>-74.10</sub>	1.50 <sup>+0.34</sup> <sub>-0.34</sub>	$10^{-5}$	1.34 <sup>+0.04</sup> <sub>-0.04</sub>	$10^{-1}$	-0.68 <sup>+0.03</sup> <sub>-0.04</sub>	-4.37 <sup>+0.18</sup> <sub>-0.63</sub>	1014.62 <sup>+68.24</sup> <sub>-75.14</sub>	1.59 <sup>+0.09</sup> <sub>-0.10</sub>	$10^{-5}$	1.11	2.35	3.22
0.27	0.59	36.001	30 <sup>+0.20</sup> <sub>-0.27</sub>	$10^{+0}$	-0.59 <sup>+0.04</sup> <sub>-0.04</sub>	745.55 <sup>+62.74</sup> <sub>-78.19</sub>	1.07 <sup>+0.21</sup> <sub>-0.21</sub>	$10^{-5}$	8.31 <sup>+0.26</sup> <sub>-0.26</sub>	$10^{-2}$	-0.59 <sup>+0.05</sup> <sub>-0.05</sub>	-4.26 <sup>+0.22</sup> <sub>-0.74</sub>	1037.11 <sup>+87.61</sup> <sub>-87.61</sub>	1.08 <sup>+0.07</sup> <sub>-0.07</sub>	$10^{-5}$	0.79	1.82	3.27
0.59	0.90	28.001	08 <sup>+0.20</sup> <sub>-0.24</sub>	$10^{+0}$	-0.63 <sup>+0.04</sup> <sub>-0.05</sub>	1039.28 <sup>+103.20</sup> <sub>-116.74</sub>	8.26 <sup>+3.76</sup> <sub>-2.44</sub>	$10^{-6}$	5.84 <sup>+0.20</sup> <sub>-0.21</sub>	$10^{-2}$	-0.63 <sup>+0.04</sup> <sub>-0.04</sub>	-4.31 <sup>+0.21</sup> <sub>-0.69</sub>	1411.09 <sup>+104.16</sup> <sub>-122.56</sub>	8.59 <sup>+0.60</sup> <sub>-0.53</sub>	$10^{-6}$	0.88	0.98	3.29
0.90	1.11	36.301	01 <sup>+0.17</sup> <sub>-0.24</sub>	$10^{+0}$	-0.51 <sup>+0.04</sup> <sub>-0.05</sub>	826.88 <sup>+71.09</sup> <sub>-88.71</sub>	1.44 <sup>+0.57</sup> <sub>-0.40</sub>	$10^{-5}$	9.56 <sup>+0.33</sup> <sub>-0.33</sub>	$10^{-2}$	-0.50 <sup>+0.04</sup> <sub>-0.05</sub>	-4.08 <sup>+0.31</sup> <sub>-0.91</sub>	1201.98 <sup>+85.02</sup> <sub>-94.89</sub>	1.46 <sup>+0.12</sup> <sub>-0.09</sub>	$10^{-5}$	0.70	1.32	3.37
1.11	1.28	26.102	10 <sup>+0.33</sup> <sub>-0.33</sub>	$10^{+0}$	-0.74 <sup>+0.04</sup> <sub>-0.04</sub>	1544.77 <sup>+162.48</sup> <sub>-230.35</sub>	1.02 <sup>+0.45</sup> <sub>-0.28</sub>	$10^{-5}$	6.96 <sup>+0.26</sup> <sub>-0.30</sub>	$10^{-2}$	-0.72 <sup>+0.04</sup> <sub>-0.04</sub>	-3.71 <sup>+0.94</sup> <sub>-0.64</sub>	1851.33 <sup>+179.09</sup> <sub>-232.14</sub>	1.03 <sup>+0.08</sup> <sub>-0.06</sub>	$10^{-5}$	-1.40	2.01	3.27
1.28	1.41	8.90	1.84 <sup>+0.49</sup> <sub>-1.27</sub>	$10^{+0}$	-0.84 <sup>+0.10</sup> <sub>-0.18</sub>	1102.58 <sup>+188.40</sup> <sub>-731.18</sub>	3.25 <sup>+7.07</sup> <sub>-2.09</sub>	$10^{-6}$	3.58 <sup>+0.36</sup> <sub>-0.65</sub>	$10^{-2}$	-0.73 <sup>+0.13</sup> <sub>-0.19</sub>	-3.29 <sup>+1.30</sup> <sub>-0.73</sub>	905.66 <sup>+117.50</sup> <sub>-426.29</sub>	3.47 <sup>+1.25</sup> <sub>-0.88</sub>	$10^{-6}$	14.30	-17.07	0.83
1.41	1.52	23.401	61 <sup>+0.33</sup> <sub>-0.51</sub>	$10^{+0}$	-0.66 <sup>+0.05</sup> <sub>-0.06</sub>	1296.77 <sup>+205.23</sup> <sub>-205.23</sub>	1.13 <sup>+0.64</sup> <sub>-0.43</sub>	$10^{-5}$	7.36 <sup>+0.34</sup> <sub>-0.36</sub>	$10^{-2}$	-0.65 <sup>+0.05</sup> <sub>-0.06</sub>	-3.97 <sup>+0.34</sup> <sub>-1.02</sub>	1684.68 <sup>+175.57</sup> <sub>-210.98</sub>	1.14 <sup>+0.10</sup> <sub>-0.10</sub>	$10^{-5}$	0.36	1.01	3.31
1.52	2.99	49.508	82 <sup>+0.79</sup> <sub>-1.04</sub>	$10^{-1}$	-0.65 <sup>+0.02</sup> <sub>-0.02</sub>	1316.83 <sup>+76.82</sup> <sub>-73.36</sub>	6.94 <sup>+1.21</sup> <sub>-1.04</sub>	$10^{-6}$	4.40 <sup>+0.08</sup> <sub>-0.08</sub>	$10^{-2}$	-0.64 <sup>+0.02</sup> <sub>-0.02</sub>	-4.33 <sup>+0.20</sup> <sub>-0.67</sub>	1745.73 <sup>+84.61</sup> <sub>-85.54</sub>	6.95 <sup>+0.25</sup> <sub>-0.26</sub>	$10^{-6}$	0.34	2.70	3.26
2.99	3.54	18.406	49 <sup>+1.53</sup> <sub>-1.04</sub>	$10^{-1}$	-0.67 <sup>+0.07</sup> <sub>-0.07</sub>	1073.48 <sup>+211.79</sup> <sub>-211.79</sub>	3.92 <sup>+2.56</sup> <sub>-1.51</sub>	$10^{-6}$	2.81 <sup>+0.13</sup> <sub>-0.15</sub>	$10^{-2}$	-0.65 <sup>+0.06</sup> <sub>-0.07</sub>	-3.92 <sup>+0.39</sup> <sub>-1.05</sub>	1326.90 <sup>+168.32</sup> <sub>-227.53</sub>	3.90 <sup>+0.44</sup> <sub>-0.39</sub>	$10^{-6}$	3.16	-1.95	3.09
3.54	3.88	21.804	58 <sup>+0.98</sup> <sub>-1.44</sub>	$10^{-1}$	-0.56 <sup>+0.05</sup> <sub>-0.06</sub>	1315.65 <sup>+184.56</sup> <sub>-184.56</sub>	5.92 <sup>+3.25</sup> <sub>-2.14</sub>	$10^{-6}$	3.37 <sup>+0.16</sup> <sub>-0.17</sub>	$10^{-2}$	-0.54 <sup>+0.05</sup> <sub>-0.06</sub>	-4.21 <sup>+0.24</sup> <sub>-0.79</sub>	1841.14 <sup>+159.52</sup> <sub>-241.00</sub>	6.06 <sup>+0.50</sup> <sub>-0.55</sub>	$10^{-6}$	2.47	0.44	3.24
3.88	4.36	16.205	54 <sup>+1.05</sup> <sub>-1.66</sub>	$10^{-1}$	-0.66 <sup>+0.05</sup> <sub>-0.05</sub>	1648.91 <sup>+171.22</sup> <sub>-254.03</sub>	4.23 <sup>+1.97</sup> <sub>-1.43</sub>	$10^{-6}$	2.53 <sup>+0.12</sup> <sub>-0.12</sub>	$10^{-2}$	-0.65 <sup>+0.05</sup> <sub>-0.06</sub>	-3.88 <sup>+0.37</sup> <sub>-1.12</sub>	2115.30 <sup>+241.00</sup> <sub>-254.70</sub>	4.22 <sup>+0.40</sup> <sub>-0.38</sub>	$10^{-6}$	0.62	1.22	3.26
4.36	4.45	2.50	1.00 <sup>+0.16</sup> <sub>-0.16</sub>	$10^{+0}$	-0.85 <sup>+0.15</sup> <sub>-0.26</sub>	2169.09 <sup>+112.98</sup> <sub>-1722.03</sub>	1.58 <sup>+6.35</sup> <sub>-1.26</sub>	$10^{-6}$	1.38 <sup>+0.18</sup> <sub>-0.16</sub>	$10^{-2}$	-0.54 <sup>+0.13</sup> <sub>-0.49</sub>	-3.49 <sup>+0.50</sup> <sub>-1.51</sub>	1645.26 <sup>+281.34</sup> <sub>-1167.26</sub>	1.75 <sup>+1.66</sup> <sub>-1.66</sub>	$10^{-6}$	20.94	-26.74	-3.11
4.45	5.04	25.604	99 <sup>+0.92</sup> <sub>-1.14</sub>	$10^{-1}$	-0.61 <sup>+0.04</sup> <sub>-0.04</sub>	1400.49 <sup>+116.63</sup> <sub>-153.93</sub>	5.04 <sup>+2.06</sup> <sub>-1.25</sub>	$10^{-6}$	3.00 <sup>+0.12</sup> <sub>-0.12</sub>	$10^{-2}$	-0.60 <sup>+0.04</sup> <sub>-0.05</sub>	-4.34 <sup>+0.20</sup> <sub>-0.66</sub>	1913.61 <sup>+142.70</sup> <sub>-158.09</sub>	5.15 <sup>+0.36</sup> <sub>-0.36</sub>	$10^{-6}$	1.48	1.69	3.24
5.04	6.20	12.806	04 <sup>+1.27</sup> <sub>-3.37</sub>	$10^{-1}$	-0.76 <sup>+0.11</sup> <sub>-0.11</sub>	526.27 <sup>+606.80</sup> <sub>-206.80</sub>	1.31 <sup>+1.61</sup> <sub>-0.71</sub>	$10^{-6}$	1.98 <sup>+0.12</sup> <sub>-0.51</sub>	$10^{-2}$	-0.63 <sup>+0.11</sup> <sub>-0.21</sub>	-2.10 <sup>+0.47</sup> <sub>-0.04</sub>	457.10 <sup>+107.22</sup> <sub>-158.79</sub>	1.23 <sup>+0.48</sup> <sub>-0.35</sub>	$10^{-6}$	2.60	-11.58	-0.74
6.20	7.59	36.408	20 <sup>+1.86</sup> <sub>-0.89</sub>	$10^{-1}$	-0.68 <sup>+0.00</sup> <sub>-0.06</sub>	1271.20 <sup>+189.99</sup> <sub>-72.24</sub>	4.70 <sup>+1.65</sup> <sub>-1.46</sub>	$10^{-6}$	3.24 <sup>+0.08</sup> <sub>-0.08</sub>	$10^{-2}$	-0.71 <sup>+0.03</sup> <sub>-0.03</sub>	-4.11 <sup>+0.29</sup> <sub>-0.88</sub>	1667.83 <sup>+115.35</sup> <sub>-132.69</sub>	4.73 <sup>+0.22</sup> <sub>-0.22</sub>	$10^{-6}$	25.55	-31.85	3.26
7.59	10.0039	201.97	20 <sup>+0.23</sup> <sub>-0.23</sub>	$10^{+0}$	-0.92 <sup>+0.02</sup> <sub>-0.03</sub>	1377.25 <sup>+137.68</sup> <sub>-163.54</sub>	3.22 <sup>+0.61</sup> <sub>-0.51</sub>	$10^{-6}$	2.85 <sup>+0.06</sup> <sub>-0.08</sub>	$10^{-2}$	-0.91 <sup>+0.02</sup> <sub>-0.03</sub>	-4.06 <sup>+0.30</sup> <sub>-0.94</sub>	1438.26 <sup>+150.49</sup> <sub>-144.39</sub>	3.24 <sup>+0.16</sup> <sub>-0.16</sub>	$10^{-6}$	-1.37	2.60	3.28
10.0010	2417.803	28 <sup>+0.63</sup> <sub>-0.95</sub>	$10^{+0}$	-0.97 <sup>+0.05</sup> <sub>-0.06</sub>	1722.42 <sup>+498.56</sup> <sub>-155.85</sub>	1778.15 <sup>+279.62</sup> <sub>-514.69</sub>	4.11 <sup>+1.95</sup> <sub>-1.28</sub>	$10^{-6}$	3.68 <sup>+0.16</sup> <sub>-0.22</sub>	$10^{-2}$	-0.96 <sup>+0.05</sup> <sub>-0.06</sub>	-3.83 <sup>+0.41</sup> <sub>-1.14</sub>	1742.66 <sup>+244.78</sup> <sub>-413.62</sub>	4.19 <sup>+0.38</sup> <sub>-0.35</sub>	$10^{-6}$	-1.12	1.68	3.30
10.2413	3036.102	38 <sup>+0.27</sup> <sub>-0.30</sub>	$10^{+0}$	-1.01 <sup>+0.03</sup> <sub>-0.03</sub>	1269.13 <sup>+214.31</sup> <sub>-214.31</sub>	1258.19 <sup>+154.51</sup> <sub>-212.46</sub>	2.29 <sup>+0.51</sup> <sub>-0.42</sub>	$10^{-6}$	2.29 <sup>+0.06</sup> <sub>-0.07</sub>	$10^{-2}$	-1.00 <sup>+0.03</sup> <sub>-0.03</sub>	-3.47 <sup>+1.06</sup> <sub>-0.47</sub>	1197.81 <sup>+173.93</sup> <sub>-1802.03</sub>	2.27 <sup>+0.14</sup> <sub>-0.12</sub>	$10^{-6}$	-3.64	2.37	3.00
13.3013	5014.405	00 <sup>+1.32</sup> <sub>-1.70</sub>	$10^{+0}$	-1.14 <sup>+0.05</sup> <sub>-0.09</sub>	4063.52 <sup>+1183.19</sup> <sub>-3005.30</sub>	3493.41 <sup>+1017.19</sup> <sub>-2583.65</sub>	2.57 <sup>+2.01</sup> <sub>-1.03</sub>	$10^{-6}$	2.85 <sup>+0.08</sup> <sub>-0.57</sub>	$10^{-2}$	-1.02 <sup>+0.07</sup> <sub>-0.37</sub>	-2.83 <sup>+1.23</sup> <sub>-0.37</sub>	1995.90 <sup>+208.11</sup> <sub>-1802.03</sub>	2.76 <sup>+0.91</sup> <sub>-0.67</sub>	$10^{-6}$	-11.41	-0.23	-6.01
13.5017	2434.803	12 <sup>+0.29</sup> <sub>-0.36</sub>	$10^{+0}$	-1.10 <sup>+0.02</sup> <sub>-0.03</sub>	1643.71 <sup>+226.40</sup> <sub>-304.38</sub>	1474.20 <sup>+203.05</sup> <sub>-272.99</sub>	1.92 <sup>+0.36</sup> <sub>-0.34</sub>	$10^{-6}$	1.94 <sup>+0.04</sup> <sub>-0.06</sub>	$10^{-2}$	-1.10 <sup>+0.03</sup> <sub>-0.03</sub>	-3.93 <sup>+0.35</sup> <sub>-1.07</sub>	1409.42 <sup>+181.12</sup> <sub>-231.16</sub>	1.89 <sup>+0.09</sup> <sub>-0.09</sub>	$10^{-6}$	-2.47	2.58	3.19
17.2419	6022.302	67 <sup>+0.40</sup> <sub>-0.45</sub>	$10^{+0}$	-1.12 <sup>+0.03</sup> <sub>-0.04</sub>	1521.52 <sup>+240.36</sup> <sub>-394.33</sub>	1332.58 <sup>+210.52</sup> <sub>-345.36</sub>	1.37 <sup>+0.43</sup> <sub>-0.33</sub>	$10^{-6}$	1.58 <sup>+0.03</sup> <sub>-0.16</sub>	$10^{-2}$	-1.10 <sup>+0.02</sup> <sub>-0.07</sub>	-3.92 <sup>+0.28</sup> <sub>-1.08</sub>	1244.55 <sup>+270.58</sup> <sub>-244.52</sub>	1.39 <sup>+0.13</sup> <sub>-0.10</sub>	$10^{-6}$	-0.39	2.29	-0.39
19.6019	7412.406	55 <sup>+2.18</sup> <sub>-4.05</sub>	$10^{+0}$	-1.14 <sup>+0.10</sup> <sub>-0.18</sub>	1941.17 <sup>+109.23</sup> <sub>-1671.24</sub>	1662.27 <sup>+93.53</sup> <sub>-1431.12</sub>	2.26 <sup>+4.38</sup> <sub>-1.31</sub>	$10^{-6}$	3.28 <sup>+0.33</sup> <sub>-0.76</sub>	$10^{-2}$	-1.06 <sup>+0.13</sup> <sub>-0.18</sub>	-3.43 <sup>+1.01</sup> <sub>-1.01</sub>	989.65 <sup>+45.37</sup> <sub>-689.93</sub>	2.45 <sup>+0.98</sup> <sub>-0.66</sub>	$10^{-6}$	-4.01	-19.91	-4.01
19.7423	9031.105	16 <sup>+0.56</sup> <sub>-0.67</sub>	$10^{+0}$	-1.26 <sup>+0.03</sup> <sub>-0.03</sub>	1653.17 <sup>+532.44</sup> <sub>-532.44</sub>	1220.76 <sup>+209.65</sup> <sub>-393.17</sub>	1.28 <sup>+0.32</sup> <sub>-0.27</sub>	$10^{-6}$	1.55 <sup>+0.07</sup> <sub>-0.07</sub>	$10^{-2}$	-1.26 <sup>+0.03</sup> <sub>-0.04</sub>	-3.59 <sup>+1.01</sup> <sub>-0.88</sub>	1155.89 <sup>+169.85</sup> <sub>-345.97</sub>	1.29 <sup>+0.09</sup> <sub>-0.09</sub>	$10^{-6}$	2.85	2.12	2.85
23.9034	0434.403	43 <sup>+0.37</sup> <sub>-0.42</sub>	$10^{+0}$	-1.23 <sup>+0.03</sup> <sub>-0.03</sub>	1213.78 <sup>+310.92</sup> <sub>-310.92</sub>	931.88 <sup>+144.35</sup> <sub>-238.71</sub>	9.24 <sup>+2.30</sup> <sub>-1.72</sub>	$10^{-7}$	1.18 <sup>+0.04</sup> <sub>-0.05</sub>	$10^{-2}$	-1.23 <sup>+0.04</sup> <sub>-0.04</sub>	-3.90 <sup>+1.10</sup> <sub>-1.10</sub>	900.84 <sup>+211.77</sup> <sub>-211.77</sub>	9.34 <sup>+0.67</sup> <sub>-0.59</sub>	$10^{-7}$	-2.93	2.13	2.93
34.0434	63.2.60	2.15 <sup>+2.09</sup> <sub>-2.09</sub>	$10^{+0}$	-1.14 <sup>+0.19</sup> <sub>-0.38</sub>	1689.50 <sup>+267.84</sup> <sub>-1622.48</sub>	1448.50 <sup>+229.64</sup> <sub>-1391.04</sub>	3.68 <sup>+32.36</sup> <sub>-3.08</sub>	$10^{-7}$	8.15 <sup>+7.68</sup> <sub>-1.19</sub>	$10^{-2}$	-0.07 <sup>+0.31</sup> <sub>-0.31</sub>	-3.45 <sup>+1.18</sup> <sub>-0.88</sub>	192.92 <sup>+11.36</sup> <sub>-103.73</sub>	3.25 <sup>+15.09</sup> <sub>-2.31</sub>	$10^{-7}$	-392.90	-95.62	-482.87
34.6337	8316.405	37 <sup>+0.91</sup> <sub>-0.98</sub>	$10^{+0}$	-1.43 <sup>+0.04</sup> <sub>-0.05</sub>	4229.23 <sup>+1213.65</sup> <sub>-2390.50</sub>	2427.44 <sup>+696.60</sup> <sub>-1693.24</sub>	6.12 <sup>+2.25</sup> <sub>-1.53</sub>	$10^{-7}$	1.20 <sup>+0.19</sup> <sub>-0.13</sub>	$10^{-1}$	-0.58 <sup>+0.30</sup> <sub>-0.89</sub>	-1.95 <sup>+0.35</sup> <sub>-1.05</sub>	337.00 <sup>+243.25</sup> <sub>-308.66</sub>	6.93 <sup>+66.66</sup> <sub>-5.99</sub>	$10^{-7}$	1.57	-2210.77	-22110.88
37.8346	1912.802	70 <sup>+0.59</sup> <sub>-1.00</sub>	$10^{+0}$	-1.37 <sup>+0.08</sup> <sub>-0.10</sub>	1067.16 <sup>+177.77</sup> <sub>-787.07</sub>	675.94 <sup>+498.53</sup> <sub>-498.53</sub>	2.93 <sup>+2.53</sup> <sub>-1.35</sub>	$10^{-7}$	3.70 <sup>+1.12</sup> <sub>-3.33</sub>	$10^{-2}$	-0.79 <sup>+0.30</sup> <sub>-0.68</sub>	-2.70 <sup>+1.08</sup> <sub>-0.55</sub>	237.64 <sup>+49.93</sup> <sub>-198.50</sub>	3.38 <sup>+21.70</sup> <sub>-2.69</sub>	$10^{-7}$	-5701.17	-8.56	-5709.05
46.1946	24.4.401	96 <sup>+0.31</sup> <sub>-0.36</sub>	$10^{+1}$	-2.44 <sup>+0.11</sup> <sub>-0.56</sub>	5011.44 <sup>+4363.20</sup> <sub>-2292.77</sub>	2210.34 <sup>+1924.43</sup> <sub>-1011.25</sub>	6.01 <sup>+84.46</sup> <sub>-5.74</sub>	$10^{-9}$	5.92 <sup>+4.54</sup> <sub>-5.92</sub>	$10^{+1}$	0.87 <sup>+2.13</sup> <sub>-2.13</sub>	-3.49 <sup>+1.51</sup> <sub>-1.51</sub>	947.26 <sup>+937.25</sup> <sub>-937.25</sub>	N/A		-1953442.49	-2.15	-1953443.23
46.2450	00.6.20	3.28 <sup>+0.96</sup> <sub>-1.28</sub>	$10^{+0}$	-1.51 <sup>+0.07</sup> <sub>-0.11</sub>	3706.28 <sup>+1213.28</sup> <sub>-3512.03</sub>	1827.63 <sup>+598.29</sup> <sub>-1731.84</sub>	2.11 <sup>+2.15</sup> <sub>-0.95</sub>	$10^{-7}$	2.35 <sup>+0.74</sup> <sub>-2.34</sub>	$10^{+0}$	0							



Table 34. Time-resolved spectral analysis results of GRB150902733.

$t_{\text{start}}$	$t_{\text{stop}}$	$S$	$K$	$\alpha$	$E_c$	$E_p$	$F$	$K_{\text{BAND}}$	$\alpha_{\text{BAND}}$	$\beta_{\text{BAND}}$	$E_{p,\text{BAND}}$	$F_{\text{BAND}}$	$\Delta\text{DIC}$	$p_{\text{DIC}}$	$p_{\text{DIC,BAND}}$
(1)	(2)	(3)	(4)	(5)	(6)	(7)	(8)	(9)	(10)	(11)	(12)	(13)	(14)	(15)	(16)
-1.00	-0.58	0.20	5.45 <sup>+0.65</sup> <sub>-5.24</sub>	$\times 10^{-1}$	-1.03 <sup>+0.17</sup> <sub>-0.26</sub>	3473.68 <sup>+898.16</sup> <sub>-3172.70</sub>	3.56 <sup>+15.09</sup> <sub>-2.82</sub>	$\times 10^{-2}$	0.53 <sup>+0.81</sup> <sub>-1.75</sub>	-3.04 <sup>+1.44</sup> <sub>-0.50</sub>	846.20 <sup>+263.93</sup> <sub>-767.82</sub>	$5.50^{+96.01}$ <sub>-4.69</sub>	-5025.37	-6.48	-5027.85
-0.58	-0.58	4.40	3.05 <sup>+0.89</sup> <sub>-3.05</sub>	$\times 10^1$	-1.80 <sup>+0.62</sup> <sub>-0.38</sub>	4958.33 <sup>+1894.83</sup> <sub>-4732.05</sub>	3.96 <sup>+43.94</sup> <sub>-65.48</sub>	$\times 10^{+2}$	-0.91 <sup>+2.97</sup> <sub>-2.56</sub>	-3.63 <sup>+0.48</sup> <sub>-1.11</sub>	2727.10 <sup>+1070.59</sup> <sub>-2717.09</sub>	N/A	-161081.32	0.16	-161083.05
-0.58	2.18	10.805	84 <sup>+1.93</sup> <sub>-2.62</sub>	$\times 10^{-1}$	-0.97 <sup>+0.06</sup> <sub>-0.13</sub>	2026.95 <sup>+450.31</sup> <sub>-1492.07</sub>	6.76 <sup>+7.34</sup> <sub>-3.43</sub>	$\times 10^{-3}$	0.80 <sup>+0.12</sup> <sub>-0.24</sub>	2.71 <sup>+1.11</sup> <sub>-0.28</sub>	1115.53 <sup>+87.44</sup> <sub>-821.71</sub>	6.89 <sup>+3.33</sup> <sub>-2.11</sub>	-5.37	-9.62	-9.01
2.18	3.25	15.104	54 <sup>+0.91</sup> <sub>-2.98</sub>	$\times 10^{-1}$	-0.69 <sup>+0.13</sup> <sub>-0.14</sub>	477.71 <sup>+55.90</sup> <sub>-203.64</sub>	1.26 <sup>+1.99</sup> <sub>-0.81</sub>	$\times 10^{-2}$	0.43 <sup>+0.17</sup> <sub>-0.26</sub>	2.22 <sup>+0.56</sup> <sub>-0.04</sub>	391.51 <sup>+61.99</sup> <sub>-144.32</sub>	1.17 <sup>+0.57</sup> <sub>-0.36</sub>	15.14	-24.45	-1.51
3.25	3.69	15.608	96 <sup>+2.75</sup> <sub>-4.71</sub>	$\times 10^{-1}$	-0.76 <sup>+0.09</sup> <sub>-0.14</sub>	776.95 <sup>+101.59</sup> <sub>-385.79</sub>	2.35 <sup>+3.15</sup> <sub>-1.30</sub>	$\times 10^{-2}$	0.61 <sup>+0.11</sup> <sub>-0.21</sub>	2.48 <sup>+0.81</sup> <sub>-0.08</sub>	671.04 <sup>+153.20</sup> <sub>-278.70</sub>	2.50 <sup>+1.04</sup> <sub>-0.81</sub>	5.49	-12.52	-0.68
3.69	4.55	32.103	38 <sup>+0.62</sup> <sub>-0.94</sub>	$\times 10^{-1}$	-0.38 <sup>+0.06</sup> <sub>-0.06</sub>	319.83 <sup>+24.39</sup> <sub>-36.04</sub>	4.37 <sup>+2.59</sup> <sub>-1.48</sub>	$\times 10^{-2}$	0.23 <sup>+0.09</sup> <sub>-0.11</sub>	2.45 <sup>+0.36</sup> <sub>-0.05</sub>	421.45 <sup>+35.67</sup> <sub>-55.51</sub>	4.24 <sup>+0.88</sup> <sub>-0.71</sub>	-5.59	-0.34	3.13
4.55	6.41	68.201	00 <sup>+0.10</sup> <sub>-0.12</sub>	$\times 10^{+0}$	-0.54 <sup>+0.03</sup> <sub>-0.03</sub>	361.01 <sup>+17.21</sup> <sub>-20.96</sub>	6.44 <sup>+1.43</sup> <sub>-1.16</sub>	$\times 10^{-2}$	0.41 <sup>+0.04</sup> <sub>-0.04</sub>	2.29 <sup>+0.12</sup> <sub>-0.07</sub>	416.52 <sup>+23.07</sup> <sub>-25.75</sub>	6.04 <sup>+0.53</sup> <sub>-0.50</sub>	-26.32	2.46	3.87
6.41	8.40	82.901	21 <sup>+0.11</sup> <sub>-0.13</sub>	$\times 10^{+0}$	-0.49 <sup>+0.03</sup> <sub>-0.03</sub>	234.10 <sup>+9.37</sup> <sub>-10.30</sub>	6.12 <sup>+1.37</sup> <sub>-1.06</sub>	$\times 10^{-1}$	0.35 <sup>+0.04</sup> <sub>-0.04</sub>	2.42 <sup>+0.11</sup> <sub>-0.07</sub>	290.98 <sup>+11.68</sup> <sub>-12.87</sub>	5.92 <sup>+0.49</sup> <sub>-0.44</sub>	-38.55	2.58	3.90
8.40	8.78	45.401	70 <sup>+0.25</sup> <sub>-0.36</sub>	$\times 10^{+0}$	-0.52 <sup>+0.05</sup> <sub>-0.05</sub>	251.25 <sup>+17.76</sup> <sub>-21.77</sub>	7.80 <sup>+3.02</sup> <sub>-2.05</sub>	$\times 10^{-1}$	0.49 <sup>+0.05</sup> <sub>-0.06</sub>	3.41 <sup>+0.93</sup> <sub>-0.40</sub>	351.52 <sup>+24.64</sup> <sub>-23.80</sub>	7.68 <sup>+0.91</sup> <sub>-0.86</sub>	-1.16	1.66	3.05
8.78	8.93	43.501	58 <sup>+0.25</sup> <sub>-0.40</sub>	$\times 10^{+0}$	-0.39 <sup>+0.06</sup> <sub>-0.05</sub>	267.47 <sup>+19.20</sup> <sub>-24.42</sub>	1.69 <sup>+0.75</sup> <sub>-0.57</sub>	$\times 10^{-1}$	0.31 <sup>+0.06</sup> <sub>-0.08</sub>	3.11 <sup>+0.71</sup> <sub>-0.16</sub>	387.65 <sup>+32.58</sup> <sub>-32.53</sub>	1.56 <sup>+0.24</sup> <sub>-0.19</sub>	-1.75	1.15	3.15
8.93	9.41	92.501	67 <sup>+0.16</sup> <sub>-0.19</sub>	$\times 10^{+0}$	-0.35 <sup>+0.02</sup> <sub>-0.02</sub>	250.73 <sup>+9.33</sup> <sub>-10.22</sub>	2.01 <sup>+0.44</sup> <sub>-0.34</sub>	$\times 10^{-1}$	0.26 <sup>+0.04</sup> <sub>-0.04</sub>	2.75 <sup>+0.11</sup> <sub>-0.11</sub>	365.49 <sup>+14.08</sup> <sub>-16.34</sub>	1.93 <sup>+0.15</sup> <sub>-0.13</sub>	-24.88	2.57	3.88
9.41	9.53	38.901	35 <sup>+0.23</sup> <sub>-0.39</sub>	$\times 10^{+0}$	-0.35 <sup>+0.06</sup> <sub>-0.06</sub>	243.95 <sup>+18.32</sup> <sub>-24.44</sub>	1.50 <sup>+0.79</sup> <sub>-0.51</sub>	$\times 10^{-1}$	0.29 <sup>+0.07</sup> <sub>-0.09</sub>	3.44 <sup>+0.98</sup> <sub>-0.41</sub>	374.29 <sup>+33.00</sup> <sub>-28.52</sub>	1.49 <sup>+0.24</sup> <sub>-0.21</sub>	0.53	0.78	2.90
9.53	9.95	58.001	44 <sup>+0.20</sup> <sub>-0.24</sub>	$\times 10^{+0}$	-0.41 <sup>+0.04</sup> <sub>-0.04</sub>	232.90 <sup>+12.46</sup> <sub>-15.15</sub>	1.11 <sup>+0.33</sup> <sub>-0.27</sub>	$\times 10^{-1}$	0.21 <sup>+0.06</sup> <sub>-0.07</sub>	2.41 <sup>+0.15</sup> <sub>-0.09</sub>	286.99 <sup>+16.30</sup> <sub>-20.13</sub>	1.03 <sup>+0.15</sup> <sub>-0.13</sub>	-18.76	2.05	3.81
9.95	10.6466	501.68	08 <sup>+0.17</sup> <sub>-0.21</sub>	$\times 10^{+0}$	-0.55 <sup>+0.03</sup> <sub>-0.03</sub>	401.19 <sup>+19.86</sup> <sub>-25.10</sub>	1.16 <sup>+0.28</sup> <sub>-0.23</sub>	$\times 10^{-1}$	0.53 <sup>+0.03</sup> <sub>-0.03</sub>	3.42 <sup>+0.64</sup> <sub>-0.23</sub>	562.08 <sup>+25.88</sup> <sub>-24.01</sub>	1.14 <sup>+0.06</sup> <sub>-0.06</sub>	-4.26	2.45	3.54
10.6412	0675.701	86	08 <sup>+0.16</sup> <sub>-0.37</sub>	$\times 10^{+0}$	-0.65 <sup>+0.02</sup> <sub>-0.02</sub>	534.98 <sup>+26.20</sup> <sub>-30.03</sub>	9.06 <sup>+1.75</sup> <sub>-1.26</sub>	$\times 10^{-2}$	0.63 <sup>+0.02</sup> <sub>-0.02</sub>	3.06 <sup>+0.42</sup> <sub>-0.13</sub>	689.76 <sup>+30.17</sup> <sub>-30.98</sub>	9.04 <sup>+0.42</sup> <sub>-0.40</sub>	-8.79	2.73	3.77
12.0612	7242.601	80	80 <sup>+0.25</sup> <sub>-0.35</sub>	$\times 10^{+0}$	-0.63 <sup>+0.05</sup> <sub>-0.05</sub>	262.33 <sup>+19.43</sup> <sub>-25.46</sub>	4.73 <sup>+1.98</sup> <sub>-1.35</sub>	$\times 10^{-1}$	0.58 <sup>+0.05</sup> <sub>-0.09</sub>	3.14 <sup>+1.04</sup> <sub>-0.37</sub>	325.99 <sup>+43.45</sup> <sub>-27.91</sub>	4.69 <sup>+0.82</sup> <sub>-0.82</sub>	-3.06	1.78	2.04
12.7213	8142.501	82	82 <sup>+0.28</sup> <sub>-0.35</sub>	$\times 10^{+0}$	-0.67 <sup>+0.05</sup> <sub>-0.05</sub>	205.83 <sup>+14.64</sup> <sub>-21.27</sub>	3.00 <sup>+1.12</sup> <sub>-0.86</sub>	$\times 10^{-2}$	0.59 <sup>+0.06</sup> <sub>-0.07</sub>	2.83 <sup>+0.51</sup> <sub>-0.14</sub>	244.61 <sup>+19.51</sup> <sub>-20.50</sub>	2.99 <sup>+0.45</sup> <sub>-0.43</sub>	-5.76	1.57	3.39
13.8114	6126.703	01	01 <sup>+0.61</sup> <sub>-0.86</sub>	$\times 10^{+0}$	-0.91 <sup>+0.06</sup> <sub>-0.08</sub>	287.59 <sup>+35.67</sup> <sub>-61.69</sub>	1.91 <sup>+1.30</sup> <sub>-0.72</sub>	$\times 10^{-2}$	0.88 <sup>+0.07</sup> <sub>-0.09</sub>	3.60 <sup>+0.84</sup> <sub>-1.02</sub>	291.78 <sup>+34.16</sup> <sub>-40.73</sub>	1.89 <sup>+0.36</sup> <sub>-0.29</sub>	-0.09	0.30	2.87
14.6117	9935.801	32	32 <sup>+0.21</sup> <sub>-0.28</sub>	$\times 10^{+0}$	-0.77 <sup>+0.06</sup> <sub>-0.06</sub>	187.33 <sup>+17.14</sup> <sub>-20.46</sub>	1.12 <sup>+0.48</sup> <sub>-0.34</sub>	$\times 10^{-2}$	0.68 <sup>+0.08</sup> <sub>-0.10</sub>	2.87 <sup>+0.71</sup> <sub>-0.17</sub>	200.99 <sup>+22.90</sup> <sub>-22.35</sub>	1.13 <sup>+0.25</sup> <sub>-0.21</sub>	-5.05	1.32	2.61
17.9919	4015.001	03	03 <sup>+0.21</sup> <sub>-0.63</sub>	$\times 10^{+0}$	-0.71 <sup>+0.16</sup> <sub>-0.16</sub>	93.65 <sup>+13.02</sup> <sub>-24.70</sub>	3.96 <sup>+6.07</sup> <sub>-2.35</sub>	$\times 10^{-2}$	0.52 <sup>+0.20</sup> <sub>-0.23</sub>	3.74 <sup>+1.03</sup> <sub>-1.03</sub>	108.55 <sup>+10.02</sup> <sub>-15.68</sub>	4.47 <sup>+2.74</sup> <sub>-1.68</sub>	8.04	-10.82	-0.85
19.4023	2611.902	32	32 <sup>+0.50</sup> <sub>-1.30</sub>	$\times 10^{+0}$	-1.24 <sup>+0.15</sup> <sub>-0.15</sub>	406.65 <sup>+25.92</sup> <sub>-25.92</sub>	2.78 <sup>+4.50</sup> <sub>-1.60</sub>	$\times 10^{-1}$	0.47 <sup>+0.87</sup> <sub>-0.80</sub>	-1.94 <sup>+0.22</sup> <sub>-0.01</sub>	57.64 <sup>+1.38</sup> <sub>-23.77</sub>	3.40 <sup>+30.85</sup> <sub>-3.11</sub>	-6663.51	-11.89	-6675.89
23.2625	00	3.40	4.31 <sup>+1.08</sup> <sub>-2.82</sub>	$\times 10^{+0}$	-1.60 <sup>+0.13</sup> <sub>-0.15</sub>	4559.49 <sup>+1697.31</sup> <sub>-4438.18</sub>	1.56 <sup>+2.88</sup> <sub>-0.88</sub>	$\times 10^{-1}$	0.70 <sup>+1.20</sup> <sub>-1.20</sub>	-2.88 <sup>+0.23</sup> <sub>-0.33</sub>	75.41 <sup>+3.63</sup> <sub>-34.59</sub>	N/A	-2239.35	0.21	-2236.32

NOTE—All columns are the same as Table 3.

Table 35. Time-resolved spectral analysis results of GRB151021791.

$t_{\text{start}}$	$t_{\text{stop}}$	$S$	$K$	$\alpha$	$E_c$	$E_p$	$F$	$K_{\text{BAND}}$	$\alpha_{\text{BAND}}$	$\beta_{\text{BAND}}$	$E_{p,\text{BAND}}$	$F_{\text{BAND}}$	$\Delta\text{DIC}$	$p_{\text{DIC}}$	$p_{\text{DIC,BAND}}$
(1)	(2)	(3)	(4)	(5)	(6)	(7)	(8)	(9)	(10)	(11)	(12)	(13)	(14)	(15)	(16)
-1.00	0.08	0.20	$1.54^{+0.30}_{-1.54} \times 10^{+1}$	$-2.10^{+0.35}_{-0.90}$	$5080.54^{+4829.76}_{-1872.56}$	$-484.24^{+460.34}_{-178.48}$	$1.26^{+101.88}_{-1.21} \times 10^{-8}$	$1.02^{+0.53}_{-1.02} \times 10^{+2}$	$1.99^{+1.01}_{-0.01}$	$-3.07^{+1.47}_{-0.67}$	$71.45^{+13.82}_{-61.45}$	N/A	-36984.28	-6.97	-36992.19
-0.08	0.15	10.902	$0.70^{+0.15}_{-2.48} \times 10^{-1}$	$-0.44^{+0.23}_{-0.23}$	$424.68^{+56.80}_{-222.01}$	$663.53^{+88.75}_{-346.86}$	$2.14^{+7.61}_{-1.72} \times 10^{-6}$	$3.32^{+0.37}_{-1.27} \times 10^{-2}$	$-0.03^{+0.29}_{-0.46}$	$-3.42^{+1.11}_{-0.86}$	$448.76^{+63.67}_{-156.59}$	$2.04^{+1.72}_{-0.78} \times 10^{-6}$	59.96	-64.12	-2.35
0.15	0.62	28.902	$0.23^{+0.56}_{-1.03} \times 10^{-1}$	$-0.22^{+0.10}_{-0.10}$	$232.16^{+23.95}_{-32.75}$	$412.94^{+42.59}_{-58.25}$	$4.52^{+4.57}_{-2.38} \times 10^{-6}$	$8.06^{+0.57}_{-1.08} \times 10^{-2}$	$-0.14^{+0.10}_{-0.14}$	$-3.54^{+1.10}_{-0.54}$	$381.10^{+37.42}_{-34.60}$	$4.40^{+0.82}_{-0.77} \times 10^{-6}$	9.62	-7.53	2.83
0.62	1.74	63.009	$0.33^{+1.41}_{-1.82} \times 10^{-1}$	$-0.46^{+0.04}_{-0.05}$	$225.75^{+14.74}_{-16.34}$	$346.67^{+22.64}_{-25.10}$	$5.06^{+2.10}_{-1.39} \times 10^{-6}$	$1.19^{+0.07}_{-0.11} \times 10^{-1}$	$-0.39^{+0.06}_{-0.07}$	$-2.99^{+0.60}_{-0.11}$	$313.67^{+22.43}_{-22.89}$	$4.97^{+0.65}_{-0.63} \times 10^{-6}$	-4.10	1.62	3.17
1.74	2.29	35.102	$0.34^{+0.48}_{-0.79} \times 10^{+0}$	$-0.72^{+0.08}_{-0.08}$	$196.01^{+19.98}_{-34.40}$	$251.70^{+25.65}_{-44.17}$	$2.68^{+1.96}_{-1.10} \times 10^{-6}$	$8.79^{+0.79}_{-1.24} \times 10^{-2}$	$-0.68^{+0.08}_{-0.09}$	$-3.79^{+0.63}_{-0.98}$	$239.52^{+18.35}_{-26.72}$	$2.73^{+0.47}_{-0.42} \times 10^{-6}$	1.34	-0.48	3.06
2.29	3.17	29.801	$1.13^{+0.25}_{-0.48} \times 10^{+0}$	$-0.58^{+0.10}_{-0.11}$	$123.44^{+13.93}_{-22.19}$	$175.16^{+19.77}_{-31.49}$	$1.33^{+1.29}_{-0.64} \times 10^{-6}$	$9.11^{+0.97}_{-2.64} \times 10^{-2}$	$-0.47^{+0.11}_{-0.16}$	$-3.24^{+1.04}_{-0.39}$	$156.84^{+17.32}_{-19.20}$	$1.42^{+0.51}_{-0.40} \times 10^{-6}$	1.31	-2.81	1.44
3.17	5.24	25.409	$0.55^{+2.24}_{-3.83} \times 10^{-1}$	$-0.67^{+0.10}_{-0.11}$	$114.59^{+13.82}_{-20.66}$	$152.07^{+18.33}_{-27.42}$	$6.52^{+3.01}_{-3.01} \times 10^{-7}$	$4.65^{+0.54}_{-1.19} \times 10^{-2}$	$-0.60^{+0.11}_{-0.14}$	$-3.97^{+0.31}_{-1.03}$	$143.00^{+12.56}_{-15.07}$	$6.81^{+2.29}_{-1.62} \times 10^{-7}$	3.64	-2.23	2.38
5.24	6.67	13.901	$0.06^{+0.22}_{-0.81} \times 10^{+0}$	$-0.73^{+0.21}_{-0.25}$	$89.99^{+11.99}_{-34.85}$	$113.88^{+15.18}_{-44.11}$	$3.16^{+7.94}_{-2.18} \times 10^{-7}$	$9.43^{+1.63}_{-7.71} \times 10^{-2}$	$-0.33^{+0.24}_{-0.49}$	$-3.52^{+1.24}_{-0.64}$	$90.13^{+17.36}_{-17.59}$	$3.21^{+6.51}_{-1.89} \times 10^{-7}$	-62.05	-21.29	-81.62
6.67	9.33	8.70	$6.14^{+2.63}_{-3.44} \times 10^{+0}$	$-1.60^{+0.07}_{-0.23}$	$3284.28^{+1445.26}_{-3220.17}$	$1312.03^{+577.36}_{-1286.42}$	$1.70^{+5.02}_{-1.05} \times 10^{-7}$	$3.60^{+1.44}_{-3.39} \times 10^{-2}$	$-0.80^{+0.30}_{-0.82}$	$-3.34^{+1.30}_{-0.77}$	$168.17^{+54.29}_{-124.38}$	$1.70^{+7.95}_{-1.33} \times 10^{-7}$	-912.09	-11.68	-915.66
9.33	10.00	-0.20	$1.37^{+0.10}_{-1.37} \times 10^{+1}$	$-2.41^{+0.15}_{-0.53}$	$4926.01^{+1945.87}_{-4771.75}$	$-2037.45^{+804.84}_{-1973.65}$	$7.17^{+85.56}_{-6.68} \times 10^{-9}$	$7.22^{+4.71}_{-7.22} \times 10^{+1}$	$1.78^{+1.22}_{-0.69}$	$-3.28^{+1.60}_{-0.69}$	$95.18^{+47.78}_{-85.18}$	N/A	-69168.41	-1.13	-69169.16

NOTE—All columns are the same as Table 3.

Table 36. Time-resolved spectral analysis results of GRB160215773.

$t_{\text{start}}$	$t_{\text{stop}}$	$S$	$K$	$\alpha$	$E_c$	$E_p$	$F$	$K_{\text{BAND}}$	$\alpha_{\text{BAND}}$	$\beta_{\text{BAND}}$	$E_{p,\text{BAND}}$	$F_{\text{BAND}}$	$\Delta\text{DIC}$	$p_{\text{DIC}}$	$p_{\text{DIC,BAND}}$			
(1)	(2)	(3)	(4)	(5)	(6)	(7)	(8)	(9)	(10)	(11)	(12)	(13)	(14)	(15)	(16)			
160.0016149	3.56	4.76	$1.37 \times 10^{-1}$	$-1.06^{+0.11}_{-0.15}$	$4861.36^{+1725.53}_{-3803.75}$	$4553.71^{+1616.33}_{-3563.03}$	$3.19^{+5.95}_{-1.94}$	$10^{-7}$	$3.17^{+0.26}_{-0.75}$	$10^{-3}$	$-0.91^{+0.09}_{-0.31}$	$3.35^{+0.78}_{-1.47}$	$3607.58^{+1229.04}_{-3188.85}$	$3.52^{+1.76}_{-0.93}$	$10^{-7}$	$-1.73$	$-1.91$	$-0.83$
161.49172	1.623	983.88	$1.17 \times 10^{-1}$	$-0.82^{+0.06}_{-0.08}$	$587.46^{+83.22}_{-165.98}$	$694.81^{+98.43}_{-196.31}$	$7.11^{+5.07}_{-2.59}$	$10^{-7}$	$9.72^{+0.02}_{-1.51}$	$10^{-3}$	$-0.75^{+0.05}_{-0.12}$	$3.32^{+1.19}_{-0.69}$	$602.25^{+92.78}_{-129.32}$	$7.15^{+1.39}_{-1.06}$	$10^{-7}$	$-7.36$	$-4.29$	$-10.03$
172.16172	6.414	0.42	$0.79 \times 10^0$	$-0.99^{+0.06}_{-0.12}$	$2317.90^{+579.02}_{-1736.07}$	$2335.38^{+583.39}_{-1749.16}$	$1.97^{+2.19}_{-0.94}$	$10^{-6}$	$2.06^{+0.17}_{-0.25}$	$10^{-2}$	$-0.90^{+0.10}_{-0.14}$	$2.97^{+1.18}_{-0.42}$	$1440.37^{+159.29}_{-880.04}$	$2.20^{+0.55}_{-0.45}$	$10^{-6}$	$3.67$	$-8.67$	$-0.06$
172.64174	2.916	763.85	$2.11 \times 10^{-1}$	$-0.65^{+0.10}_{-0.12}$	$423.69^{+75.46}_{-120.88}$	$573.78^{+163.70}_{-103.20}$	$1.35^{+2.02}_{-0.73}$	$10^{-6}$	$1.84^{+0.14}_{-0.21}$	$10^{-2}$	$-0.60^{+0.10}_{-0.13}$	$3.97^{+0.33}_{-1.03}$	$525.40^{+63.60}_{-96.40}$	$1.36^{+0.27}_{-0.24}$	$10^{-6}$	$16.67$	$-14.81$	$2.75$
174.29175	9.125	968.18	$2.08 \times 10^{-1}$	$-0.77^{+0.05}_{-0.06}$	$899.52^{+128.13}_{-177.57}$	$1102.42^{+157.03}_{-217.62}$	$2.58^{+1.16}_{-0.81}$	$10^{-6}$	$2.27^{+0.09}_{-0.12}$	$10^{-2}$	$-0.76^{+0.05}_{-0.06}$	$3.87^{+0.39}_{-1.13}$	$1054.71^{+126.47}_{-169.42}$	$2.57^{+0.25}_{-0.23}$	$10^{-6}$	$-0.27$	$0.41$	$3.07$
175.91176	5.423	452.38	$0.57 \times 10^0$	$-0.96^{+0.04}_{-0.06}$	$2036.06^{+495.42}_{-633.62}$	$2122.21^{+516.38}_{-660.42}$	$3.32^{+1.62}_{-1.03}$	$10^{-6}$	$3.02^{+0.15}_{-0.25}$	$10^{-2}$	$-0.87^{+0.06}_{-0.09}$	$2.59^{+0.69}_{-0.99}$	$1389.87^{+257.81}_{-543.05}$	$3.42^{+0.59}_{-0.51}$	$10^{-6}$	$-7.29$	$0.85$	$2.18$
176.54177	4.617	656.94	$1.74 \times 10^{-1}$	$-0.77^{+0.08}_{-0.10}$	$833.00^{+141.33}_{-290.18}$	$1025.74^{+174.03}_{-357.32}$	$1.96^{+1.97}_{-0.91}$	$10^{-6}$	$1.93^{+0.12}_{-0.17}$	$10^{-2}$	$-0.73^{+0.09}_{-0.11}$	$3.60^{+0.99}_{-0.84}$	$923.28^{+112.81}_{-258.00}$	$2.00^{+0.36}_{-0.30}$	$10^{-6}$	$5.91$	$-5.30$	$2.55$
177.46179	8.448	0.62	$2.60 \times 10^0$	$-0.97^{+0.02}_{-0.02}$	$2444.37^{+246.71}_{-289.69}$	$2510.52^{+253.39}_{-297.53}$	$3.58^{+0.61}_{-0.53}$	$10^{-6}$	$3.45^{+0.12}_{-0.15}$	$10^{-2}$	$-0.79^{+0.04}_{-0.04}$	$1.93^{+0.08}_{-0.06}$	$954.06^{+100.02}_{-144.12}$	$3.61^{+0.32}_{-0.30}$	$10^{-6}$	$-49.83$	$2.80$	$3.72$
179.84180	0.224	607.31	$1.45 \times 10^0$	$-1.06^{+0.04}_{-0.04}$	$3614.11^{+591.04}_{-957.75}$	$3400.68^{+586.14}_{-901.19}$	$6.42^{+2.32}_{-1.61}$	$10^{-6}$	$5.63^{+0.15}_{-0.40}$	$10^{-2}$	$-1.02^{+0.03}_{-0.07}$	$3.22^{+1.38}_{-0.65}$	$2824.22^{+1061.77}_{-704.66}$	$6.55^{+0.81}_{-0.60}$	$10^{-6}$	$-5.04$	$2.51$	$2.31$
180.02180	3.119	904.18	$1.03 \times 10^0$	$-1.04^{+0.04}_{-0.05}$	$2649.60^{+503.69}_{-846.21}$	$2539.38^{+482.73}_{-811.01}$	$3.82^{+1.69}_{-1.09}$	$10^{-6}$	$3.40^{+0.15}_{-0.19}$	$10^{-2}$	$-1.03^{+0.05}_{-0.06}$	$3.51^{+1.09}_{-0.77}$	$2331.09^{+510.41}_{-638.10}$	$3.87^{+0.36}_{-0.31}$	$10^{-6}$	$-3.33$	$2.14$	$3.12$
180.31180	6.010	941.34	$0.35 \times 10^0$	$-0.82^{+0.09}_{-0.13}$	$719.56^{+127.23}_{-300.61}$	$851.45^{+150.55}_{-355.71}$	$2.67^{+3.48}_{-1.44}$	$10^{-6}$	$2.92^{+0.25}_{-0.38}$	$10^{-2}$	$-0.77^{+0.11}_{-0.14}$	$3.79^{+0.38}_{-1.20}$	$766.12^{+106.19}_{-264.41}$	$2.60^{+0.66}_{-0.46}$	$10^{-6}$	$6.94$	$-5.85$	$2.57$
180.60181	1.221	572.32	$0.75 \times 10^0$	$-0.93^{+0.06}_{-0.08}$	$1421.74^{+301.55}_{-637.42}$	$1519.63^{+322.31}_{-681.31}$	$3.27^{+2.17}_{-1.25}$	$10^{-6}$	$3.59^{+0.28}_{-0.58}$	$10^{-2}$	$-0.78^{+0.10}_{-0.13}$	$2.00^{+0.29}_{-0.04}$	$823.20^{+128.84}_{-392.32}$	$3.21^{+0.99}_{-0.69}$	$10^{-6}$	$-12.84$	$-2.62$	$-0.52$
181.12181	2.418	713.18	$1.90 \times 10^0$	$-0.85^{+0.11}_{-0.15}$	$1133.86^{+57.16}_{-752.33}$	$1308.36^{+65.96}_{-868.11}$	$5.67^{+10.68}_{-3.39}$	$10^{-6}$	$6.43^{+0.56}_{-1.07}$	$10^{-2}$	$-0.74^{+0.12}_{-0.15}$	$2.31^{+0.55}_{-0.06}$	$789.19^{+115.31}_{-350.58}$	$5.83^{+2.04}_{-1.49}$	$10^{-6}$	$18.93$	$-26.88$	$1.14$
181.24181	8.321	331.84	$0.68 \times 10^0$	$-0.87^{+0.08}_{-0.09}$	$690.40^{+110.76}_{-250.38}$	$782.28^{+125.50}_{-283.70}$	$2.84^{+2.22}_{-1.32}$	$10^{-6}$	$3.30^{+0.25}_{-0.32}$	$10^{-2}$	$-0.84^{+0.08}_{-0.09}$	$3.25^{+1.26}_{-0.56}$	$700.84^{+89.24}_{-193.01}$	$2.77^{+0.50}_{-0.45}$	$10^{-6}$	$4.16$	$-5.11$	$2.25$
181.83184	7.235	0.61	$1.31 \times 10^0$	$-0.85^{+0.05}_{-0.05}$	$484.12^{+57.33}_{-92.35}$	$554.43^{+65.65}_{-105.76}$	$1.79^{+0.83}_{-0.55}$	$10^{-6}$	$2.62^{+0.15}_{-0.21}$	$10^{-2}$	$-0.82^{+0.06}_{-0.06}$	$2.75^{+0.76}_{-0.09}$	$495.50^{+57.42}_{-77.18}$	$1.75^{+0.24}_{-0.22}$	$10^{-6}$	$-4.33$	$0.29$	$2.60$
184.72187	6.925	939.79	$2.98 \times 10^{-1}$	$-0.85^{+0.06}_{-0.08}$	$431.91^{+105.36}_{-161.10}$	$498.14^{+65.00}_{-122.24}$	$1.24^{+0.77}_{-0.51}$	$10^{-6}$	$1.98^{+0.14}_{-0.19}$	$10^{-2}$	$-0.82^{+0.07}_{-0.08}$	$3.73^{+0.46}_{-1.24}$	$462.50^{+50.65}_{-85.95}$	$1.23^{+0.21}_{-0.18}$	$10^{-6}$	$2.76$	$-2.15$	$2.80$
187.69188	7.724	0.41	$0.39 \times 10^0$	$-0.84^{+0.08}_{-0.09}$	$440.35^{+61.10}_{-113.34}$	$512.60^{+71.13}_{-131.94}$	$1.83^{+1.48}_{-0.79}$	$10^{-6}$	$2.84^{+0.21}_{-0.28}$	$10^{-2}$	$-0.83^{+0.07}_{-0.09}$	$3.05^{+0.48}_{-0.48}$	$491.51^{+57.91}_{-93.27}$	$1.87^{+0.33}_{-0.26}$	$10^{-6}$	$2.09$	$-2.81$	$2.58$
188.77193	8.626	0.08	$4.0 \times 10^{-1}$	$-0.88^{+0.07}_{-0.08}$	$404.40^{+56.81}_{-96.22}$	$452.08^{+63.51}_{-107.57}$	$8.46^{+4.93}_{-3.14}$	$10^{-7}$	$1.44^{+0.10}_{-0.15}$	$10^{-2}$	$-0.86^{+0.07}_{-0.08}$	$3.74^{+0.40}_{-1.25}$	$420.61^{+46.34}_{-74.53}$	$8.17^{+1.40}_{-1.17}$	$10^{-7}$	$3.12$	$-2.43$	$2.92$
193.86200	0.942	9.03	$6.90 \times 10^{-1}$	$-1.08^{+0.18}_{-0.22}$	$756.69^{+248.92}_{-632.61}$	$693.08^{+228.00}_{-579.43}$	$2.44^{+7.76}_{-1.71}$	$10^{-7}$	$2.20^{+1.08}_{-1.83}$	$10^{-2}$	$-0.59^{+0.10}_{-0.61}$	$2.89^{+1.28}_{-0.53}$	$203.82^{+29.19}_{-141.34}$	$2.37^{+5.35}_{-1.45}$	$10^{-7}$	$-544.80$	$-101.28$	$-642.16$

NOTE—All columns are the same as Table 3.

Table 37. Time-resolved spectral analysis results of GRB160530667.

$t_{\text{start}}$	$t_{\text{stop}}$	$S$	$K$	$\alpha$	$E_c$	$E_p$	$F$	$K_{\text{BAND}}$	$\alpha_{\text{BAND}}$	$\beta_{\text{BAND}}$	$E_{p,\text{BAND}}$	$F_{\text{BAND}}$	$\Delta\text{DIC}$	$p_{\text{DIC}}$	$p_{\text{DIC,BAND}}$		
(1)	(2)	(3)	(4)	(5)	(6)	(7)	(8)	(9)	(10)	(11)	(12)	(13)	(14)	(15)	(16)		
-2.00	-0.86	4.58	$7.65^{+2.84}_{-4.91}$	$10^{+0}_{-1.67^{+0.10}_{-0.24}}$	$3680.48^{+1646.07}_{-3638.02}$	$1222.36^{+546.69}_{-1208.26}$	$1.52^{+4.35}_{-1.00}$	$10^{-7}$	$5.43^{+0.93}_{-5.23}$	$10^{-2}$	$-0.55^{+0.58}_{-0.62}$	$106.96^{+20.54}_{-63.36}$	$1.42^{+7.36}_{-1.16}$	$10^{-7}$	$-314.23$	-4.99	-310.62
-0.86	2.20	20.79	$3.46^{+0.69}_{-1.37}$	$10^{+0}_{-1.10^{+0.12}_{-0.11}}$	121.77	$14.36^{+33.90}_{-30.30}$	$3.83^{+3.29}_{-1.66}$	$10^{-7}$	$2.42^{+0.38}_{-0.62}$	$10^{-2}$	$-1.03^{+0.12}_{-0.11}$	$101.94^{+7.76}_{-13.04}$	$3.89^{+1.43}_{-0.98}$	$10^{-7}$	1.54	-2.76	2.16
2.20	3.36	46.61	$4.19^{+0.56}_{-0.80}$	$10^{+0}_{-0.86^{+0.05}_{-0.05}}$	$171.10^{+14.21}_{-20.15}$	$194.57^{+22.91}_{-45.42}$	$2.08^{+0.82}_{-0.61}$	$10^{-6}$	$8.31^{+0.53}_{-1.07}$	$10^{-2}$	$-0.83^{+0.05}_{-0.07}$	$183.74^{+15.38}_{-14.22}$	$2.09^{+0.32}_{-0.30}$	$10^{-6}$	-1.90	1.83	3.03
3.36	3.88	53.79	$5.02^{+0.67}_{-0.83}$	$10^{+0}_{-0.82^{+0.05}_{-0.05}}$	$315.80^{+26.02}_{-38.57}$	$371.95^{+30.65}_{-45.42}$	$5.70^{+2.30}_{-1.33}$	$10^{-6}$	$1.28^{+0.09}_{-0.13}$	$10^{-1}$	$-0.74^{+0.06}_{-0.06}$	$305.86^{+26.77}_{-39.96}$	$5.65^{+0.83}_{-0.72}$	$10^{-6}$	-8.70	2.15	3.29
3.88	4.09	47.67	$3.07^{+0.52}_{-0.67}$	$10^{+0}_{-0.58^{+0.04}_{-0.04}}$	$234.28^{+18.98}_{-24.11}$	$333.78^{+27.04}_{-34.34}$	$9.33^{+4.16}_{-3.07}$	$10^{-6}$	$2.18^{+0.13}_{-0.17}$	$10^{-1}$	$-0.56^{+0.05}_{-0.06}$	$322.71^{+21.01}_{-21.56}$	$9.41^{+1.11}_{-0.95}$	$10^{-6}$	-0.81	1.57	3.16
4.09	4.36	66.42	$3.89^{+0.50}_{-0.62}$	$10^{+0}_{-0.55^{+0.04}_{-0.04}}$	$210.67^{+12.76}_{-15.65}$	$305.54^{+18.51}_{-22.70}$	$1.22^{+0.40}_{-0.29}$	$10^{-5}$	$3.49^{+0.24}_{-0.35}$	$10^{-1}$	$-0.46^{+0.05}_{-0.07}$	$270.20^{+18.50}_{-20.61}$	$1.20^{+0.16}_{-0.14}$	$10^{-5}$	-6.14	2.23	3.28
4.36	4.56	71.37	$5.95^{+0.76}_{-0.91}$	$10^{+0}_{-0.59^{+0.04}_{-0.04}}$	$233.60^{+14.15}_{-17.93}$	$328.39^{+19.90}_{-25.21}$	$1.67^{+0.53}_{-0.36}$	$10^{-5}$	$4.54^{+0.28}_{-0.41}$	$10^{-1}$	$-0.48^{+0.05}_{-0.06}$	$274.04^{+18.03}_{-18.70}$	$1.63^{+0.21}_{-0.18}$	$10^{-5}$	-15.27	2.28	3.82
4.56	5.51	168.066	$6.1^{+0.39}_{-0.43}$	$10^{+0}_{-0.54^{+0.02}_{-0.02}}$	$177.59^{+4.63}_{-5.08}$	$258.87^{+6.74}_{-7.40}$	$1.74^{+0.21}_{-0.19}$	$10^{-5}$	$6.27^{+0.21}_{-0.23}$	$10^{-1}$	$-0.45^{+0.02}_{-0.03}$	$228.32^{+5.20}_{-6.33}$	$1.73^{+0.09}_{-0.09}$	$10^{-5}$	-61.61	2.86	3.92
5.51	6.66	196.341	$1.14^{+0.05}_{-0.06}$	$10^{+1}_{-0.67^{+0.01}_{-0.02}}$	$204.39^{+5.04}_{-5.16}$	$271.80^{+6.70}_{-6.86}$	$1.86^{+0.18}_{-0.16}$	$10^{-5}$	$5.96^{+0.17}_{-0.19}$	$10^{-1}$	$-0.59^{+0.02}_{-0.02}$	$237.35^{+5.94}_{-6.21}$	$1.83^{+0.08}_{-0.08}$	$10^{-5}$	-53.66	2.92	3.98
6.66	7.89	175.751	$1.16^{+0.06}_{-0.07}$	$10^{+1}_{-0.70^{+0.02}_{-0.02}}$	$174.71^{+4.68}_{-5.17}$	$227.23^{+6.08}_{-6.72}$	$1.33^{+0.16}_{-0.13}$	$10^{-5}$	$5.20^{+0.16}_{-0.20}$	$10^{-1}$	$-0.63^{+0.02}_{-0.02}$	$204.33^{+5.24}_{-5.22}$	$1.34^{+0.07}_{-0.06}$	$10^{-5}$	-38.44	2.93	3.99
7.89	8.49	116.078	$8.7^{+0.71}_{-0.84}$	$10^{+0}_{-0.65^{+0.03}_{-0.03}}$	$156.82^{+5.88}_{-6.78}$	$211.59^{+7.94}_{-9.15}$	$1.12^{+0.20}_{-0.17}$	$10^{-5}$	$5.16^{+0.27}_{-0.36}$	$10^{-1}$	$-0.56^{+0.04}_{-0.04}$	$186.89^{+7.54}_{-8.05}$	$1.15^{+0.11}_{-0.10}$	$10^{-5}$	-16.04	2.71	3.88
8.49	8.88	84.59	$8.46^{+0.93}_{-1.17}$	$10^{+0}_{-0.67^{+0.04}_{-0.04}}$	$139.27^{+6.80}_{-8.91}$	$185.79^{+9.07}_{-11.88}$	$8.47^{+2.26}_{-1.83}$	$10^{-6}$	$4.00^{+0.22}_{-0.24}$	$10^{-1}$	$-0.65^{+0.04}_{-0.04}$	$182.67^{+5.71}_{-6.79}$	$8.55^{+0.78}_{-0.66}$	$10^{-6}$	-1.54	2.43	3.38
8.88	9.51	88.72	$5.92^{+0.64}_{-0.77}$	$10^{+0}_{-0.60^{+0.04}_{-0.04}}$	$108.96^{+5.92}_{-6.66}$	$152.95^{+6.51}_{-8.31}$	$5.93^{+1.47}_{-1.22}$	$10^{-6}$	$3.87^{+0.21}_{-0.27}$	$10^{-1}$	$-0.58^{+0.04}_{-0.04}$	$150.90^{+4.55}_{-4.56}$	$5.99^{+0.49}_{-0.48}$	$10^{-6}$	-0.52	2.45	3.28
9.51	10.20	75.17	$6.20^{+0.75}_{-0.87}$	$10^{+0}_{-0.68^{+0.04}_{-0.04}}$	$115.94^{+6.66}_{-7.07}$	$152.95^{+9.32}_{-9.32}$	$4.49^{+1.26}_{-0.92}$	$10^{-6}$	$3.06^{+0.25}_{-0.40}$	$10^{-1}$	$-0.61^{+0.07}_{-0.07}$	$141.52^{+9.10}_{-7.79}$	$4.74^{+0.72}_{-0.65}$	$10^{-6}$	-6.03	2.32	2.95
10.20	11.08	72.04	$6.80^{+0.87}_{-1.04}$	$10^{+0}_{-0.74^{+0.05}_{-0.05}}$	$102.77^{+5.74}_{-7.68}$	$129.04^{+7.21}_{-9.64}$	$3.14^{+0.94}_{-0.72}$	$10^{-6}$	$2.35^{+0.17}_{-0.21}$	$10^{-1}$	$-0.71^{+0.06}_{-0.06}$	$124.13^{+5.28}_{-5.28}$	$3.21^{+0.45}_{-0.40}$	$10^{-6}$	-1.77	2.09	2.96
11.08	11.81	54.23	$8.18^{+1.20}_{-1.61}$	$10^{+0}_{-0.86^{+0.06}_{-0.06}}$	$109.32^{+8.34}_{-11.05}$	$124.74^{+9.52}_{-12.61}$	$2.44^{+0.91}_{-0.68}$	$10^{-6}$	$1.63^{+0.13}_{-0.21}$	$10^{-1}$	$-0.83^{+0.05}_{-0.07}$	$120.87^{+5.85}_{-6.57}$	$2.47^{+0.42}_{-0.31}$	$10^{-6}$	-1.38	1.64	3.16
11.81	12.96	52.85	$4.17^{+0.64}_{-0.90}$	$10^{+0}_{-0.72^{+0.06}_{-0.07}}$	$85.29^{+6.60}_{-8.07}$	$108.78^{+8.42}_{-10.29}$	$1.62^{+0.74}_{-0.45}$	$10^{-6}$	$1.88^{+0.21}_{-0.36}$	$10^{-1}$	$-0.60^{+0.08}_{-0.09}$	$97.77^{+5.06}_{-6.07}$	$1.78^{+0.42}_{-0.34}$	$10^{-6}$	-9.22	1.18	3.20
12.96	14.29	38.44	$6.30^{+1.04}_{-1.84}$	$10^{+0}_{-0.96^{+0.08}_{-0.09}}$	$89.88^{+8.94}_{-14.09}$	$93.26^{+9.27}_{-14.62}$	$9.30^{+5.26}_{-3.30}$	$10^{-7}$	$8.41^{+1.06}_{-1.77}$	$10^{-2}$	$-0.90^{+0.09}_{-0.10}$	$87.94^{+5.04}_{-6.37}$	$9.80^{+2.60}_{-2.25}$	$10^{-7}$	-1.31	-0.20	2.53
14.29	15.24	24.22	$3.34^{+0.81}_{-1.46}$	$10^{+0}_{-0.86^{+0.13}_{-0.13}}$	$82.18^{+9.39}_{-19.68}$	$93.66^{+10.70}_{-12.43}$	$6.45^{+6.24}_{-3.25}$	$10^{-7}$	$7.56^{+1.15}_{-2.95}$	$10^{-2}$	$-0.70^{+0.14}_{-0.18}$	$86.32^{+7.07}_{-8.92}$	$6.50^{+3.24}_{-2.18}$	$10^{-7}$	3.02	-5.04	0.37
15.24	17.48	20.50	$3.60^{+0.81}_{-1.83}$	$10^{+0}_{-1.02^{+0.14}_{-0.17}}$	$77.93^{+10.63}_{-23.94}$	$76.18^{+10.39}_{-23.40}$	$3.38^{+4.65}_{-1.91}$	$10^{-7}$	$6.33^{+0.15}_{-0.33}$	$10^{-2}$	$-0.75^{+0.17}_{-0.33}$	$64.18^{+7.77}_{-9.58}$	$3.36^{+3.78}_{-1.70}$	$10^{-7}$	-32.30	-9.50	-38.54
17.48	20.44	12.00	$3.62^{+0.81}_{-2.72}$	$10^{+0}_{-1.16^{+0.23}_{-0.26}}$	$92.29^{+6.43}_{-49.66}$	$77.13^{+5.37}_{-41.78}$	$1.82^{+5.43}_{-1.28}$	$10^{-7}$	$4.27^{+0.23}_{-0.35}$	$10^{-2}$	$-0.79^{+0.25}_{-0.41}$	$57.27^{+6.99}_{-9.18}$	$1.73^{+2.67}_{-1.06}$	$10^{-7}$	-31.81	-45.01	-72.99
20.44	25.00	4.53	$1.00^{+0.19}_{-0.62}$	$10^{+1}_{-1.96^{+0.15}_{-0.15}}$	$4567.21^{+1767.96}_{-4503.62}$	$185.43^{+71.78}_{-182.85}$	$7.36^{+10.32}_{-4.30}$	$10^{-8}$	$2.28^{+0.51}_{-2.27}$	$10^{+1}$	$1.54^{+0.94}_{-0.65}$	$27.09^{+6.64}_{-5.47}$	$5.25^{+88.67}_{-4.94}$	$10^{-8}$	-774.76	0.52	-772.39

NOTE—All columns are the same as Table 3.

Table 38. Time-resolved spectral analysis results of GRB160910722.

$t_{\text{start}}$	$t_{\text{stop}}$	$S$	$K$	$\alpha$	$E_c$	$E_p$	$F$	$K_{\text{BAND}}$	$\alpha_{\text{BAND}}$	$\beta_{\text{BAND}}$	$E_{p,\text{BAND}}$	$F_{\text{BAND}}$	$\Delta\text{DIC}$	$p_{\text{DIC}}$	$p_{\text{DIC,BAND}}$		
(1)	(2)	(3)	(4)	(5)	(6)	(7)	(8)	(9)	(10)	(11)	(12)	(13)	(14)	(15)	(16)		
7.00	7.33	25.87	$1.20^{+0.28}_{-0.59}$	$10^{-1}$	$-0.19^{+0.08}_{-0.09}$	$459.74^{+43.47}_{-62.73}$	$7.10^{+6.99}_{-3.51}$	$10^{-6}$	$4.69^{+0.24}_{-0.27}$	$10^{-2}$	$-0.15^{+0.09}_{-0.10}$	$810.68^{+59.21}_{-72.42}$	$7.02^{+0.94}_{-0.81}$	$10^{-6}$	13.06	-9.40	3.20
7.33	7.44	22.20	$2.99^{+0.67}_{-1.69}$	$10^{-1}$	$-0.28^{+0.10}_{-0.11}$	$507.25^{+56.76}_{-101.19}$	$1.13^{+1.34}_{-0.64}$	$10^{-5}$	$7.50^{+0.50}_{-0.61}$	$10^{-2}$	$-0.23^{+0.10}_{-0.12}$	$873.79^{+97.78}_{-174.30}$	$1.08^{+0.18}_{-0.16}$	$10^{-5}$	12.25	-10.38	3.18
7.44	7.97	68.31	$5.80^{+0.81}_{-1.02}$	$10^{-1}$	$-0.30^{+0.04}_{-0.04}$	$382.74^{+20.42}_{-24.28}$	$1.47^{+0.50}_{-0.34}$	$10^{-5}$	$1.48^{+0.04}_{-0.05}$	$10^{-1}$	$-0.24^{+0.04}_{-0.05}$	$590.83^{+27.11}_{-26.97}$	$1.47^{+0.11}_{-0.09}$	$10^{-5}$	-21.21	1.38	3.98
7.97	8.16	51.33	$6.90^{+1.26}_{-1.98}$	$10^{-1}$	$-0.24^{+0.06}_{-0.06}$	$262.58^{+19.12}_{-23.14}$	$1.50^{+0.88}_{-0.52}$	$10^{-5}$	$3.17^{+0.30}_{-0.48}$	$10^{-1}$	$0.08^{+0.10}_{-0.13}$	$327.12^{+26.91}_{-33.35}$	$1.44^{+0.33}_{-0.26}$	$10^{-5}$	-21.44	-0.32	3.00
8.16	9.17	148.85	$1.81^{+0.12}_{-0.14}$	$10^{+0}$	$-0.35^{+0.02}_{-0.02}$	$240.98^{+6.48}_{-6.38}$	$2.08^{+0.27}_{-0.27}$	$10^{-5}$	$4.52^{+0.14}_{-0.16}$	$10^{-1}$	$-0.17^{+0.03}_{-0.03}$	$316.66^{+8.58}_{-8.76}$	$1.95^{+0.11}_{-0.10}$	$10^{-5}$	-149.98	2.77	3.98
9.17	9.67	99.27	$4.09^{+0.40}_{-0.45}$	$10^{+0}$	$-0.56^{+0.03}_{-0.03}$	$248.93^{+10.73}_{-12.18}$	$1.52^{+0.32}_{-0.27}$	$10^{-5}$	$3.62^{+0.15}_{-0.23}$	$10^{-1}$	$-0.44^{+0.04}_{-0.04}$	$296.84^{+14.33}_{-14.38}$	$1.45^{+0.12}_{-0.12}$	$10^{-5}$	-33.65	2.55	3.92
9.67	10.54	106.72	$4.77^{+0.42}_{-0.47}$	$10^{+0}$	$-0.62^{+0.03}_{-0.03}$	$202.69^{+8.21}_{-9.09}$	$9.72^{+1.82}_{-1.43}$	$10^{-1}$	$3.67^{+0.21}_{-0.27}$	$10^{-1}$	$-0.43^{+0.04}_{-0.05}$	$211.82^{+9.52}_{-10.06}$	$9.65^{+0.96}_{-0.87}$	$10^{-6}$	-76.68	2.63	3.82
10.54	11.03	68.93	$8.62^{+0.97}_{-1.31}$	$10^{+0}$	$-0.82^{+0.04}_{-0.04}$	$203.65^{+13.41}_{-17.01}$	$6.56^{+1.88}_{-1.51}$	$10^{-6}$	$4.47^{+0.51}_{-0.99}$	$10^{-1}$	$-0.37^{+0.10}_{-0.10}$	$133.07^{+10.42}_{-11.88}$	$6.65^{+1.81}_{-1.27}$	$10^{-6}$	-63.02	2.30	0.54
11.03	11.79	65.76	$1.58^{+0.17}_{-0.20}$	$10^{+1}$	$-1.09^{+0.04}_{-0.04}$	$321.39^{+26.28}_{-38.38}$	$4.56^{+1.25}_{-0.88}$	$10^{-6}$	$1.58^{+0.15}_{-0.25}$	$10^{-1}$	$-0.86^{+0.06}_{-0.08}$	$170.05^{+16.14}_{-23.90}$	$4.55^{+0.90}_{-0.77}$	$10^{-6}$	-36.41	2.41	2.44
11.79	12.48	52.58	$1.16^{+0.16}_{-0.21}$	$10^{+1}$	$-1.06^{+0.05}_{-0.05}$	$261.27^{+26.88}_{-41.05}$	$3.39^{+1.27}_{-0.89}$	$10^{-6}$	$2.21^{+0.28}_{-0.74}$	$10^{-1}$	$-0.59^{+0.12}_{-0.16}$	$116.66^{+13.45}_{-17.35}$	$3.44^{+1.32}_{-0.95}$	$10^{-6}$	-54.65	1.64	-5.49
12.48	13.84	54.54	$1.17^{+0.20}_{-0.25}$	$10^{+1}$	$-1.24^{+0.04}_{-0.04}$	$318.88^{+33.28}_{-54.76}$	$2.33^{+0.68}_{-0.54}$	$10^{-6}$	$8.89^{+2.07}_{-2.07}$	$10^{-2}$	$-1.00^{+0.07}_{-0.11}$	$137.46^{+19.06}_{-23.77}$	$2.34^{+0.61}_{-0.47}$	$10^{-6}$	-32.74	2.01	-0.66
13.84	14.78	35.94	$1.85^{+0.30}_{-0.38}$	$10^{+1}$	$-1.38^{+0.05}_{-0.06}$	$605.99^{+82.66}_{-226.97}$	$1.72^{+0.82}_{-0.52}$	$10^{-6}$	$3.55^{+0.02}_{-0.66}$	$10^{-2}$	$-1.33^{+0.04}_{-0.10}$	$316.37^{+68.39}_{-83.80}$	$1.70^{+0.35}_{-0.25}$	$10^{-6}$	-9.53	0.44	-4.44
14.78	15.66	27.87	$1.60^{+0.30}_{-0.45}$	$10^{+1}$	$-1.38^{+0.07}_{-0.08}$	$472.10^{+64.53}_{-214.96}$	$1.32^{+0.85}_{-0.48}$	$10^{-6}$	$2.35^{+0.08}_{-2.09}$	$10^{-1}$	$-0.61^{+0.35}_{-0.57}$	$80.63^{+10.35}_{-40.68}$	$1.37^{+3.78}_{-0.94}$	$10^{-6}$	-933.32	-1.38	-924.12
15.66	18.34	32.46	$1.14^{+0.17}_{-0.21}$	$10^{+1}$	$-1.43^{+0.05}_{-0.06}$	$1037.11^{+134.66}_{-513.13}$	$9.98^{+4.55}_{-2.59}$	$10^{-7}$	$5.51^{+0.46}_{-4.13}$	$10^{-2}$	$-0.99^{+0.23}_{-0.48}$	$210.46^{+45.75}_{-168.17}$	$1.07^{+2.69}_{-0.70}$	$10^{-6}$	-1586.10	-0.24	-1583.21
18.34	20.00	16.52	$4.80^{+1.01}_{-2.46}$	$10^{+0}$	$-1.29^{+0.12}_{-0.13}$	$1023.60^{+153.31}_{-810.57}$	$6.98^{+9.08}_{-3.85}$	$10^{-7}$	$3.06^{+1.37}_{-2.07}$	$10^{-2}$	$-1.03^{+0.02}_{-0.32}$	$253.01^{+74.61}_{-141.63}$	$6.71^{+6.61}_{-2.90}$	$10^{-7}$	-512.96	-26.59	-534.85

NOTE—All columns are the same as Table 3.

Table 39. Time-resolved spectral analysis results of GRB161004964.

$t_{\text{start}}$	$t_{\text{stop}}$	$S$	$K$	$\alpha$	$E_c$	$E_p$	$F$	$K_{\text{BAND}}$	$\alpha_{\text{BAND}}$	$\beta_{\text{BAND}}$	$E_{p,\text{BAND}}$	$F_{\text{BAND}}$	$\Delta\text{DIC}$	$p_{\text{DIC}}$	$p_{\text{DIC,BAND}}$
(1)	(2)	(3)	(4)	(5)	(6)	(7)	(8)	(9)	(10)	(11)	(12)	(13)	(14)	(15)	(16)
-2.00	-0.15	0.19	$5.17^{+1.44}_{-5.17} \times 10^{+0}$	$-2.19^{+0.27}_{-0.81}$	$4941.96^{+2588.86}_{-4036.83}$	$-922.82^{+483.42}_{-753.80}$	$3.47^{+180.79}_{-3.36} \times 10^{-9}$	$3.96^{+3.54}_{-3.96} \times 10^{+1}$	$1.41^{+1.59}_{-0.10}$	$-3.34^{+0.61}_{-1.66}$	$783.20^{+479.59}_{-773.20}$	N/A	-40292256.91	-3.19	-40292257.73
-0.15	1.02	11.31	$3.09^{+0.32}_{-2.75} \times 10^{-1}$	$-0.62^{+0.17}_{-0.25}$	$455.42^{+5.14}_{-283.42}$	$626.26^{+7.06}_{-389.73}$	$8.88^{+33.07}_{-6.89} \times 10^{-7}$	$1.63^{+0.24}_{-0.53} \times 10^{-2}$	$-0.38^{+0.21}_{-0.33}$	$-3.27^{+1.34}_{-0.65}$	$413.00^{+27.86}_{-163.99}$	$7.98^{+5.03}_{-3.02} \times 10^{-7}$	85.66	-93.27	-4.52
1.02	2.69	23.87	$3.35^{+0.94}_{-1.42} \times 10^{-1}$	$-0.44^{+0.09}_{-0.12}$	$164.74^{+20.99}_{-28.12}$	$257.60^{+32.82}_{-43.87}$	$1.27^{+1.34}_{-0.64} \times 10^{-6}$	$6.05^{+0.73}_{-1.94} \times 10^{-2}$	$-0.19^{+0.15}_{-0.22}$	$-2.65^{+0.60}_{-0.08}$	$205.59^{+36.66}_{-32.31}$	$1.23^{+0.59}_{-0.37} \times 10^{-6}$	0.89	-6.66	0.00
2.69	4.60	44.33	$6.80^{+1.21}_{-1.84} \times 10^{-1}$	$-0.45^{+0.06}_{-0.07}$	$136.94^{+10.53}_{-14.47}$	$211.76^{+16.28}_{-22.38}$	$1.82^{+0.93}_{-0.60} \times 10^{-6}$	$1.32^{+0.16}_{-0.29} \times 10^{-1}$	$-0.17^{+0.11}_{-0.12}$	$-2.35^{+0.17}_{-0.08}$	$160.50^{+11.12}_{-15.10}$	$1.95^{+0.37}_{-0.41} \times 10^{-6}$	-15.28	-0.14	2.34
4.60	6.17	49.79	$1.57^{+0.25}_{-0.37} \times 10^{+0}$	$-0.63^{+0.06}_{-0.06}$	$169.96^{+13.55}_{-18.20}$	$232.54^{+18.53}_{-24.90}$	$2.41^{+1.08}_{-0.81} \times 10^{-6}$	$9.30^{+0.74}_{-1.08} \times 10^{-2}$	$-0.57^{+0.07}_{-0.07}$	$-3.09^{+0.74}_{-0.19}$	$212.60^{+15.28}_{-16.16}$	$2.41^{+0.37}_{-0.34} \times 10^{-6}$	-2.97	0.83	3.15
6.17	10.49	64.28	$2.74^{+0.35}_{-0.47} \times 10^{+0}$	$-0.73^{+0.05}_{-0.05}$	$87.57^{+5.11}_{-6.52}$	$111.09^{+6.49}_{-8.27}$	$1.09^{+0.35}_{-0.27} \times 10^{-6}$	$1.02^{+0.09}_{-0.13} \times 10^{-1}$	$-0.69^{+0.06}_{-0.07}$	$-3.68^{+0.86}_{-0.42}$	$106.83^{+5.18}_{-4.25}$	$1.13^{+0.19}_{-0.15} \times 10^{-6}$	-2.19	1.82	3.04
10.49	12.36	31.96	$3.98^{+0.72}_{-1.54} \times 10^{+0}$	$-0.82^{+0.11}_{-0.12}$	$60.45^{+6.12}_{-9.69}$	$71.57^{+7.25}_{-11.48}$	$6.26^{+4.94}_{-2.66} \times 10^{-7}$	$1.19^{+0.40}_{-0.40} \times 10^{-1}$	$-0.69^{+0.11}_{-0.16}$	$-3.78^{+0.85}_{-0.52}$	$67.04^{+3.80}_{-4.10}$	$6.64^{+3.01}_{-2.10} \times 10^{-7}$	0.58	-2.79	0.70
12.36	13.55	19.90	$1.21^{+0.34}_{-0.63} \times 10^{+1}$	$-1.30^{+0.15}_{-0.19}$	$115.49^{+20.50}_{-48.45}$	$80.94^{+14.37}_{-33.95}$	$4.80^{+7.69}_{-2.89} \times 10^{-7}$	$3.86^{+0.52}_{-1.94} \times 10^{-2}$	$-1.17^{+0.18}_{-0.21}$	$-3.68^{+1.06}_{-0.67}$	$68.90^{+6.62}_{-11.25}$	$5.04^{+3.75}_{-2.19} \times 10^{-7}$	7.73	-15.07	-2.63
13.55	15.07	14.50	$1.39^{+0.27}_{-1.01} \times 10^{+1}$	$-1.47^{+0.24}_{-0.23}$	$435.85^{+216.51}_{-375.38}$	$229.07^{+113.79}_{-197.29}$	$3.64^{+9.85}_{-2.49} \times 10^{-7}$	$2.97^{+0.30}_{-2.00} \times 10^{-2}$	$-1.16^{+0.22}_{-0.32}$	$-3.48^{+1.18}_{-0.68}$	$72.27^{+5.31}_{-19.96}$	$3.38^{+3.94}_{-1.84} \times 10^{-7}$	85.72	-117.40	-25.18
15.07	18.80	12.23	$1.88^{+0.90}_{-0.70} \times 10^{+1}$	$-1.82^{+0.05}_{-0.22}$	$3115.49^{+1439.41}_{-3060.75}$	$556.09^{+356.92}_{-946.32}$	$1.95^{+4.21}_{-1.07} \times 10^{-7}$	$2.25^{+0.48}_{-1.97} \times 10^{-2}$	$-1.21^{+0.27}_{-0.42}$	$-3.39^{+1.24}_{-0.63}$	$61.06^{+4.76}_{-19.91}$	N/A	-154.50	-19.12	-163.49
18.80	25.00	2.98	$3.48^{+0.57}_{-3.01} \times 10^{+1}$	$-2.45^{+0.29}_{-0.27}$	$4934.40^{+1795.66}_{-4887.56}$	$-2240.08^{+815.18}_{-2218.81}$	$3.05^{+7.83}_{-2.13} \times 10^{-8}$	$1.55^{+0.07}_{-1.54} \times 10^{+2}$	$2.01^{+0.99}_{-0.20}$	$-3.46^{+1.07}_{-0.67}$	$19.45^{+3.55}_{-3.74}$	$2.48^{+45.50}_{-2.38} \times 10^{-8}$	-256.54	-0.76	-255.94

NOTE—All columns are the same as Table 3.

Table 40. Time-resolved spectral analysis results of GRB170114917.

$t_{\text{start}}$	$t_{\text{stop}}$	$S$	$K$	$\alpha$	$E_c$	$E_p$	$F$	$K_{\text{BAND}}$	$\alpha_{\text{BAND}}$	$\beta_{\text{BAND}}$	$E_{p,\text{BAND}}$	$F_{\text{BAND}}$	$\Delta\text{DIC}$	$p_{\text{DIC}}$	$p_{\text{DIC,BAY}}$
(1)	(2)	(3)	(4)	(5)	(6)	(7)	(8)	(9)	(10)	(11)	(12)	(13)	(14)	(15)	(16)
-1.00	-0.46	-1.50	$1.41^{+0.15}_{-1.41} \times 10^{+1}$	$-2.42^{+0.15}_{-0.58}$	$5123.38^{+4743.22}_{-1847.72}$	$-2139.10^{+1980.44}_{-771.48}$	$6.87^{+96.74}_{-6.55} \times 10^{-9}$	$8.28^{+4.99}_{-8.28} \times 10^{+1}$	$1.90^{+1.10}_{-0.08}$	$-3.32^{+0.66}_{-1.60}$	$99.52^{+58.12}_{-89.51}$	N/A	-85443.60	-1.38	-85445.43
-0.46	0.28	9.30	$1.03^{+0.29}_{-0.51} \times 10^{+0}$	$-1.03^{+0.08}_{-0.10}$	$3794.48^{+1021.90}_{-2423.56}$	$3690.77^{+993.97}_{-2357.32}$	$9.79^{+10.25}_{-4.81} \times 10^{-7}$	$8.98^{+0.48}_{-1.58} \times 10^{-3}$	$-0.92^{+0.06}_{-0.22}$	$-3.34^{+1.35}_{-0.88}$	$2624.86^{+589.29}_{-2233.23}$	$1.02^{+0.42}_{-0.25} \times 10^{-6}$	-4.17	-1.05	-1.90
0.28	1.30	23.10	$1.06^{+0.24}_{-0.38} \times 10^{+0}$	$-0.80^{+0.07}_{-0.09}$	$580.64^{+82.12}_{-165.28}$	$699.58^{+98.95}_{-199.14}$	$2.17^{+1.88}_{-0.89} \times 10^{-6}$	$2.68^{+0.17}_{-0.24} \times 10^{-2}$	$-0.77^{+0.07}_{-0.09}$	$-3.64^{+0.65}_{-1.16}$	$645.96^{+81.61}_{-129.94}$	$2.20^{+0.39}_{-0.32} \times 10^{-6}$	3.30	-2.73	2.88
1.30	1.59	22.60	$2.08^{+0.49}_{-0.97} \times 10^{+0}$	$-0.75^{+0.10}_{-0.12}$	$341.19^{+47.50}_{-112.97}$	$424.96^{+59.16}_{-140.70}$	$3.22^{+3.60}_{-1.69} \times 10^{-6}$	$9.38^{+0.92}_{-3.66} \times 10^{-2}$	$-0.48^{+0.15}_{-0.26}$	$-2.34^{+0.56}_{-0.01}$	$271.16^{+55.12}_{-85.13}$	$3.25^{+1.83}_{-1.21} \times 10^{-6}$	-7.91	-6.94	-7.38
1.59	1.99	36.00	$1.70^{+0.32}_{-0.34} \times 10^{+0}$	$-0.61^{+0.07}_{-0.08}$	$250.01^{+28.94}_{-37.63}$	$348.27^{+40.32}_{-52.42}$	$4.63^{+3.13}_{-1.72} \times 10^{-6}$	$1.65^{+0.23}_{-0.45} \times 10^{-1}$	$-0.29^{+0.14}_{-0.16}$	$-2.11^{+0.19}_{-0.07}$	$222.91^{+23.54}_{-40.95}$	$4.43^{+1.55}_{-1.14} \times 10^{-6}$	-14.65	-0.61	0.18
1.99	2.54	51.10	$1.56^{+0.26}_{-0.39} \times 10^{+0}$	$-0.54^{+0.06}_{-0.06}$	$225.63^{+19.18}_{-23.76}$	$329.63^{+28.02}_{-34.71}$	$5.58^{+2.80}_{-1.84} \times 10^{-6}$	$1.74^{+0.16}_{-0.28} \times 10^{-1}$	$-0.33^{+0.09}_{-0.10}$	$-2.34^{+0.22}_{-0.09}$	$246.52^{+21.29}_{-27.45}$	$5.35^{+1.22}_{-0.95} \times 10^{-6}$	-10.96	0.47	3.09
2.54	3.03	38.60	$3.96^{+0.72}_{-0.99} \times 10^{+0}$	$-0.84^{+0.07}_{-0.07}$	$318.37^{+38.70}_{-56.87}$	$368.87^{+44.84}_{-65.89}$	$4.10^{+2.07}_{-1.40} \times 10^{-6}$	$1.07^{+0.10}_{-0.26} \times 10^{-1}$	$-0.67^{+0.09}_{-0.14}$	$-2.25^{+0.37}_{-0.02}$	$258.67^{+43.82}_{-57.91}$	$3.88^{+1.30}_{-0.94} \times 10^{-6}$	-9.88	0.55	0.87
3.03	3.63	33.80	$4.37^{+0.83}_{-1.13} \times 10^{+0}$	$-0.93^{+0.07}_{-0.07}$	$325.58^{+39.91}_{-71.65}$	$349.93^{+42.89}_{-77.01}$	$2.89^{+1.75}_{-1.03} \times 10^{-6}$	$1.04^{+0.15}_{-0.44} \times 10^{-1}$	$-0.63^{+0.15}_{-0.24}$	$-2.09^{+0.31}_{-0.01}$	$202.44^{+28.25}_{-78.64}$	$2.75^{+1.81}_{-0.99} \times 10^{-6}$	-27.96	0.32	-17.64
3.63	4.44	29.05	$5.50^{+1.02}_{-1.74} \times 10^{+0}$	$-1.07^{+0.07}_{-0.08}$	$393.85^{+64.83}_{-122.86}$	$366.18^{+60.27}_{-114.23}$	$1.93^{+1.47}_{-0.73} \times 10^{-6}$	$6.74^{+0.59}_{-3.11} \times 10^{-2}$	$-0.80^{+0.12}_{-0.27}$	$-2.25^{+0.51}_{-0.12}$	$204.11^{+33.86}_{-97.80}$	$1.93^{+1.39}_{-0.80} \times 10^{-6}$	-36.74	-1.21	-29.37
4.44	4.45	-2.30	$6.84^{+2.38}_{-6.84} \times 10^{+1}$	$-1.98^{+0.44}_{-1.02}$	$5126.97^{+4576.71}_{-1992.69}$	$111.08^{+99.16}_{-43.17}$	$1.47^{+130.57}_{-1.44} \times 10^{-7}$	$7.01^{+0.85}_{-7.01} \times 10^{+1}$	$-0.94^{+1.21}_{-3.10}$	$-3.51^{+0.51}_{-1.45}$	$9455.24^{+1324.11}_{-3445.00}$	N/A	-168378.22	-3.41	-168377.59
4.45	5.23	23.70	$1.08^{+0.25}_{-0.38} \times 10^{+1}$	$-1.33^{+0.08}_{-0.11}$	$1109.55^{+4.19}_{-805.20}$	$740.53^{+2.79}_{-537.40}$	$1.39^{+1.27}_{-0.56} \times 10^{-6}$	$2.55^{+0.20}_{-0.58} \times 10^{-2}$	$-1.26^{+0.09}_{-0.13}$	$-3.18^{+1.39}_{-0.64}$	$472.71^{+59.42}_{-258.29}$	$1.38^{+0.46}_{-0.34} \times 10^{-6}$	-0.14	-10.85	-5.47
5.23	7.16	26.40	$1.73^{+0.44}_{-0.70} \times 10^{+0}$	$-0.88^{+0.10}_{-0.11}$	$174.14^{+23.88}_{-45.77}$	$195.44^{+26.80}_{-51.37}$	$7.40^{+7.68}_{-3.65} \times 10^{-7}$	$3.31^{+0.31}_{-0.88} \times 10^{-2}$	$-0.80^{+0.10}_{-0.15}$	$-3.54^{+1.26}_{-0.71}$	$175.14^{+22.40}_{-28.03}$	$7.51^{+2.64}_{-1.94} \times 10^{-7}$	4.27	-5.34	1.40
7.16	9.77	18.40	$4.54^{+0.98}_{-2.20} \times 10^{+0}$	$-1.29^{+0.12}_{-0.14}$	$360.90^{+17.17}_{-216.35}$	$257.31^{+12.24}_{-154.25}$	$3.83^{+4.91}_{-2.09} \times 10^{-7}$	$1.42^{+0.08}_{-0.48} \times 10^{-2}$	$-1.19^{+0.11}_{-0.17}$	$-3.61^{+0.46}_{-1.39}$	$171.27^{+27.04}_{-50.25}$	$3.96^{+2.02}_{-1.25} \times 10^{-7}$	13.57	-21.72	-3.60
9.77	13.25	12.30	$6.8^{+1.83}_{-3.12} \times 10^{+0}$	$-1.47^{+0.12}_{-0.25}$	$1821.60^{+438.20}_{-1753.43}$	$967.18^{+232.66}_{-930.98}$	$2.18^{+5.32}_{-1.43} \times 10^{-7}$	$2.76^{+1.19}_{-2.73} \times 10^{-1}$	$-0.45^{+0.56}_{-1.13}$	$-2.66^{+1.02}_{-0.36}$	$119.81^{+3.98}_{-106.45}$	$2.60^{+51.00}_{-2.40} \times 10^{-7}$	-18605.05	-47.05	-18650.45
13.25	20.00	6.70	$2.74^{+0.92}_{-2.16} \times 10^{+0}$	$-1.53^{+0.07}_{-0.28}$	$3135.58^{+1377.56}_{-3082.20}$	$1477.99^{+649.33}_{-1452.82}$	$9.82^{+36.55}_{-6.55} \times 10^{-8}$	$2.30^{+0.46}_{-2.28} \times 10^{+1}$	$2.32^{+0.68}_{-0.15}$	$-2.17^{+0.25}_{-0.16}$	$36.48^{+4.17}_{-5.57}$	$1.02^{+5.33}_{-0.92} \times 10^{-7}$	-119.85	-19.17	-131.00

NOTE—All columns are the same as Table 3.