

Measurements of $B^0 \rightarrow J/\psi \pi^0$ and other CP violating modes at Belle

Bilas Pal

Brookhaven National Laboratory, Upton, NY

(On behalf of the Belle Collaboration)

We report the recent measurements of $B^0 \rightarrow J/\psi \pi^0$ and other CP violation modes based on the data collected by the Belle experiment at the KEKB collider. The CP asymmetry parameters for the decay $B^0 \rightarrow J/\psi \pi^0$ have previously been measured by BaBar and Belle experiments, but the results of mixing induced CP asymmetry [$S = -\eta_f \sin(2\phi_1)$] were not in good agreement with each other. Furthermore, the BaBar result lies outside the physically allowed region. Previous Belle measurements were based on $535 \times 10^6 B\bar{B}$ pairs. We updated the measurements using the final Belle data set of $772 \times 10^6 B\bar{B}$ pairs. The CP asymmetry parameters from a charmless $B^0 \rightarrow K_s^0 \pi^0 \pi^0$ decay using final Belle data set and measurement of $\cos(2\phi_1)$ in $B^0 \rightarrow D^{(*)} h^0$ using joint BaBar and Belle analysis are also discussed.

INTRODUCTION

In the standard model (SM) of electroweak interaction, charge-parity (CP) violation arises from an irreducible complex phase in the Cabibbo-Kobayashi-Maskawa (CKM) quark-mixing matrix [1]. The Belle and BaBar experiments have established CP violating effects in the B meson system. Both experiments use their measurements of the mixing-induced CP violation in $b \rightarrow c\bar{c}s$ transitions to precisely determine the parameter $\sin(2\phi_1)$, where ϕ_1 is defined as $\arg[-V_{cd}V_{cb}^*/V_{td}V_{tb}^*]$, with V_{ij} is the CKM matrix element of quarks i, j . In this proceeding an overview of recent measurements of the CKM angles ϕ_1 is presented.

BRANCHING FRACTION AND CP ASYMMETRIES OF $B^0 \rightarrow J/\psi \pi^0$

At the quark level, the decay $B^0 \rightarrow J/\psi \pi^0$ proceeds via $b \rightarrow c\bar{c}d$ “tree” and “penguin” amplitudes, as shown in Fig. 1. Both amplitudes are suppressed in the Standard Model (the first one is color- and Cabibbo-suppressed), and thus the branching fraction is small. The tree-level amplitude has the same weak phase as that of the $b \rightarrow c\bar{c}s$ amplitude governing, *e.g.*, $B^0 \rightarrow J/\psi K_s^0$ decays, while the penguin amplitude has a different weak phase. The former dominates mixing-induced CP violation, while the addition of the latter gives rise to direct CP violation.

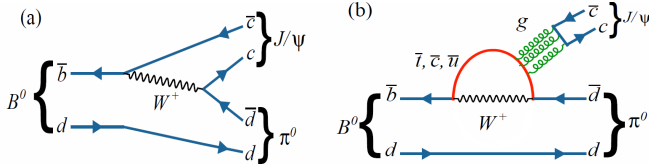


FIG. 1: (a) Tree and (b) penguin amplitudes for the decay $B^0 \rightarrow J/\psi \pi^0$.

In the process $\Upsilon(4S) \rightarrow B^0 \bar{B}^0$, one of the two B mesons can decay into a CP eigenstate f_{CP} at time t_{CP} ,

while the other can decay into a flavor-specific state f_{tag} at time t_{tag} . The decay time evolution for the $B \rightarrow f_{CP}$ is [2]

$$\mathcal{P}(\Delta t, q) = \frac{e^{-|\Delta t|/\tau_{B^0}}}{4\tau_{B^0}} \times \left(1 + q[\mathcal{S} \sin(\Delta m_d \Delta t) + \mathcal{A} \cos(\Delta m_d \Delta t)] \right), \quad (1)$$

where $\Delta t = t_{CP} - t_{\text{tag}}$ is the difference in proper decay times between the two B mesons; $q = +1$ (-1) for signal \bar{B}^0 (B^0) decays; Δm_d is the mass difference between the two mass eigenstates of the B^0 - \bar{B}^0 system; and τ_{B^0} is the B^0 lifetime. The parameters \mathcal{S} and \mathcal{A} are CP -violating and characterize mixing-induced and direct CP violation, respectively. In the absence of the penguin amplitude, $\mathcal{A} = 0$ and $\mathcal{S} = -\eta_f \sin(2\phi_1)$, where η_f is the CP eigenvalue of the final state (for $J/\psi \pi^0$ final state, $\eta_f = +1$). However, this amplitude and any new physics (NP) process having a different weak phase will shift \mathcal{S} and \mathcal{A} from these values. Thus, measuring these parameters provides a way to search for NP. The values of \mathcal{S} and \mathcal{A} measured in $B^0 \rightarrow J/\psi \pi^0$ decays can also be used to constrain the small penguin contribution to $B^0 \rightarrow J/\psi K_s^0$ decays [3–8]. This small contribution is important as the decay $B^0 \rightarrow J/\psi K_s^0$ provides the most precise determination of ϕ_1 .

The parameter \mathcal{S} for $B^0 \rightarrow J/\psi \pi^0$ has previously been measured by Belle [9] and BaBar [10], but the results are not in good agreement. The BaBar result lies outside the physically allowed region, but the uncertainties are large. The previous result from Belle was based on $535 \times 10^6 B\bar{B}$ pairs [9]. Here we update that measurement using the final Belle data set of $772 \times 10^6 B\bar{B}$ pairs [11]. We also update the $B^0 \rightarrow J/\psi \pi^0$ branching fraction, for which our previous measurement used only $32 \times 10^6 B\bar{B}$ pairs [12]. In addition to more data, the analysis presented here also uses improved tracking and photon reconstruction.

The $\Upsilon(4S)$ is produced with a Lorentz boost of $\beta\gamma = 0.425$ along the $+z$ axis, which is defined as anti-parallel to the e^+ beam direction. Since the B^0 and \bar{B}^0 mesons

are approximately at rest in the $\Upsilon(4S)$ center-of-mass (CM) system, Δt is determined from the displacement in z between the two B decay vertices: $\Delta t \approx \Delta z/c\beta\gamma$. The vertex position for the $B^0 \rightarrow J/\psi\pi^0$ decay is reconstructed using lepton tracks from J/ψ decays. We perform a vertex fit with a constraint to the interaction point (IP) profile. A vertex position for f_{tag} is obtained using tracks that are not assigned to the $B^0 \rightarrow J/\psi\pi^0$ candidate, plus the IP constraint. This constraint allows for reconstruction of an f_{tag} vertex even in cases when only one track candidate satisfies the requirement on SVD hits. We tag (identify) the flavor of the accompanying B meson using inclusive properties of particles not associated with the signal $B^0 \rightarrow J/\psi\pi^0$ decay. The algorithm for flavor tagging is described in Ref. [13], we determine the wrong-tag fractions ω_l ($l = 1, 7$) and their differences $\Delta\omega_l$ between B^0 and \bar{B}^0 decays from a control sample of self-tagged semileptonic and hadronic $b \rightarrow c$ decays [14, 15].

Using a fit to the kinematic variables beam-energy constrained mass $M_{bc} = \sqrt{E_{\text{beam}}^2 - p_B^2}$ and energy difference $\Delta E = E_{\text{beam}} - E_B$, where E_{beam} is the beam energy and p_B (E_B) is the reconstructed B meson momentum (energy) in the CM system, we extract 330.2 ± 22.1 signal events, as shown in Fig. 2. The remaining background is small and dominated by $B\bar{B}$ events in which one of the B mesons decays into a final state containing a J/ψ . We divide this background into three categories: (a) $B^0 \rightarrow J/\psi K_S^0$, (b) $B^0 \rightarrow J/\psi K_L^0$, and (c) $B \rightarrow J/\psi X$ other than $B^0 \rightarrow J/\psi K^0$. The rest of the background comes from continuum $q\bar{q}$ ($q = u, d, s, c$) events.

We determine \mathcal{S} and \mathcal{A} by performing an unbinned maximum likelihood fit to the Δt distribution of candidate events in the signal region. The PDF for the signal component, $\mathcal{P}_{\text{sig}}(\Delta t; \mathcal{S}, \mathcal{A}, q, \omega_l, \Delta\omega_l)$, is given by Eq. (1) with the parameters τ_{B^0} and Δm_d fixed to the world-average values [16]. We modify this expression to take into account the effect of incorrect flavor assignment, which is parametrized by ω_l and $\Delta\omega_l$. This PDF is then convolved with the decay-time resolution function $R_{\text{sig}}(\Delta t)$. The resolution function is itself a convolution of four components: the detector resolutions for $z_{J/\psi\pi^0}$ and z_{tag} ; the shift of the z_{tag} vertex position due to secondary tracks from charmed particle decays; and the kinematic approximation that the B mesons are at rest in the CM frame [15]. The PDFs for $B^0 \rightarrow J/\psi K_S^0$ and $B^0 \rightarrow J/\psi K_L^0$ backgrounds are the same as \mathcal{P}_{sig} but with CP parameters \mathcal{A} and \mathcal{S} fixed to the recent Belle results [15]. The PDF for $B \rightarrow J/\psi X$ background is taken to have the same form as \mathcal{P}_{sig} but with \mathcal{A} and \mathcal{S} set to zero, and with an effective lifetime τ_{eff} determined from MC simulation. The PDF for continuum background is taken to be the sum of two Gaussian functions whose parameters are obtained by fitting events in the sideband region $5.20 \text{ GeV}/c^2 < M_{bc} < 5.26 \text{ GeV}/c^2$ and $0.10 \text{ GeV} < \Delta E < 0.50 \text{ GeV}$. Figure 3 shows the fitted Δt distribu-

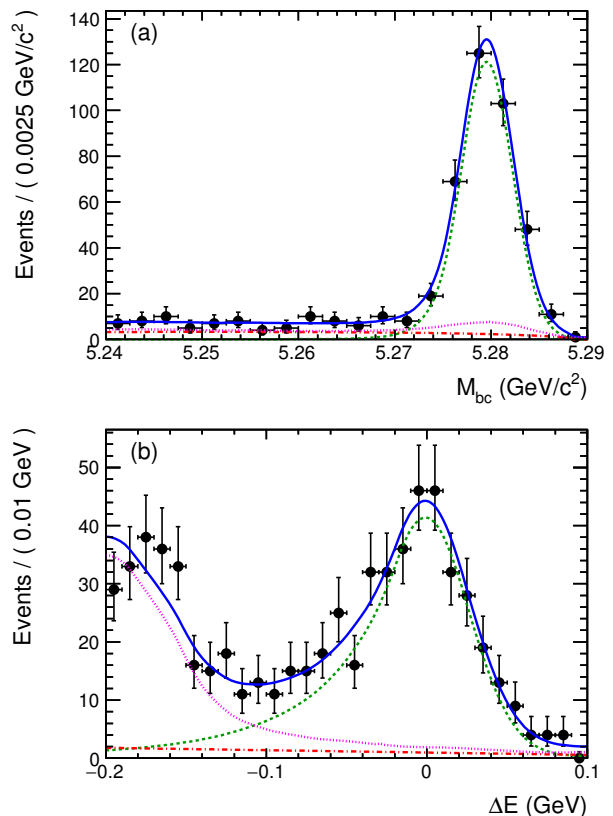


FIG. 2: Projections of the two-dimensional fit: (a) M_{bc} in the ΔE signal region, and (b) ΔE in the M_{bc} signal region. The points are data, the (green) dashed curves show the signal, the (red) dot-dashed curves show the $q\bar{q}$ background, the (magenta) dotted curves show the $B\bar{B}$ background, and the (blue) solid curves show the total PDF.

tion and the time-dependent decay rate asymmetry \mathcal{A}_{CP} , where $\mathcal{A}_{CP} = (Y_{\text{sig}}^{(q=+1)} - Y_{\text{sig}}^{(q=-1)}) / (Y_{\text{sig}}^{(q=+1)} + Y_{\text{sig}}^{(q=-1)})$, where $Y_{\text{sig}}^{(q=\pm 1)}$ is the signal yield with $q = \pm 1$.

We measure

$$\begin{aligned} \mathcal{B} &= (1.62 \pm 0.11 \pm 0.07) \times 10^{-5} \\ \mathcal{S} &= -0.59 \pm 0.19 \pm 0.03 \\ \mathcal{A} &= -0.15 \pm 0.14^{+0.04}_{-0.03}, \end{aligned}$$

where the first uncertainty is statistical and the second is systematic. The measured value for the branching fraction is the most precise value to date and supersedes the previous measurement [12]. It is consistent with measurements made by other experiments [10, 17]. The measured CP asymmetries are consistent with, and supersede, our previous results [9]. The direct CP asymmetry \mathcal{A} is consistent with zero. The mixing-induced CP asymmetry \mathcal{S} differs from zero (*i.e.*, no CP violation) by 3.0 standard deviations, and it differs from the BaBar result [10] (which is outside the physical region) by 3.2 standard deviations. The value is consistent with the value of $\sin 2\phi_1$ measured using $b \rightarrow c\bar{c}s$ decays [18]. These re-

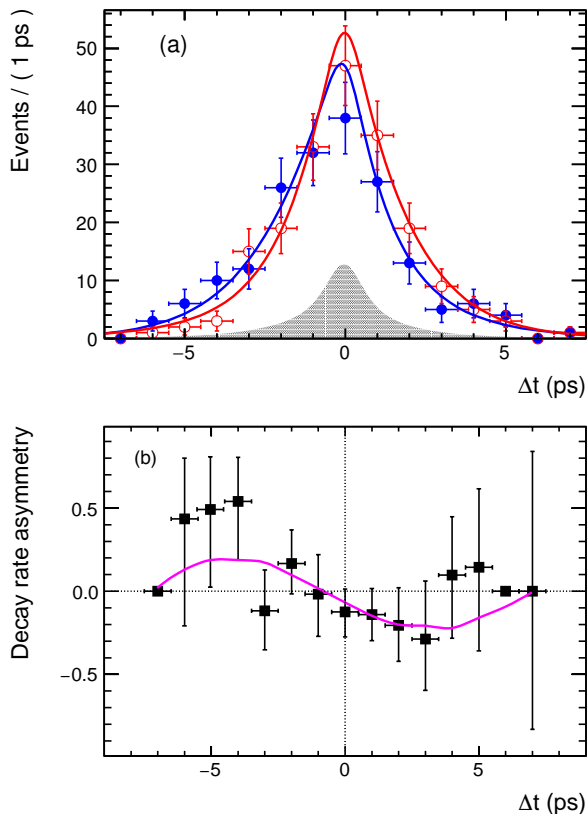


FIG. 3: (a) Distributions of Δt . The (blue) solid and (red) open points represent the $q = +1$ and $q = -1$ events, respectively, and the solid curves show the corresponding fit projections. The gray shaded region represents the sum of all backgrounds. (b) Time-dependent asymmetry \mathcal{A}_{CP} (see text).

sults indicate that the penguin and any NP contribution to $B^0 \rightarrow J/\psi \pi^0$ are small.

$\sin(2\phi_1^{\text{eff}})$ MEASUREMENT FROM A CP -EVEN STATE OF $B^0 \rightarrow K_S^0 \pi^0 \pi^0$

The three-body charmless hadronic B^0 decays to a CP -even final state $K_S^0 \pi^0 \pi^0$ mainly proceed via a $b \rightarrow d\bar{d}s$ “penguin” transition. Measurements of $\sin(2\phi_1^{\text{eff}})$ from such decays are generally sensitive to new physics effects, since the new particles in several extensions of the SM may appear as virtual contributions in the loop. We note that there is a $b \rightarrow u\bar{u}s$ tree amplitude also contribute to this decay and can shift ϕ_1^{eff} from ϕ_1 . However, this amplitude is doubly Cabibbo-suppressed, and thus the resulting shift is small [19]. Previously, BaBar collaboration studied this decay and measured $\sin(2\phi_1^{\text{eff}}) = -0.72 \pm 0.71 \pm 0.08$ [20]; the sign is opposite to the expectation from the SM, although the statistical uncertainty is large. Here we present the first such measurement using the final Belle data sample [21], which is

3.4 times larger than that of the BaBar.

Since no charged tracks from the decay point of the B^0 decays into the CP eigenstate of $K_S^0 \pi^0 \pi^0$, the vertex is determined from the direction of K_S^0 and the constraint from IP. From a fit to the variables of kinematic and continuum suppression, we extract 146.7 ± 23.6 signal events. The projections of the fit are shown in Fig. 4. The dom-

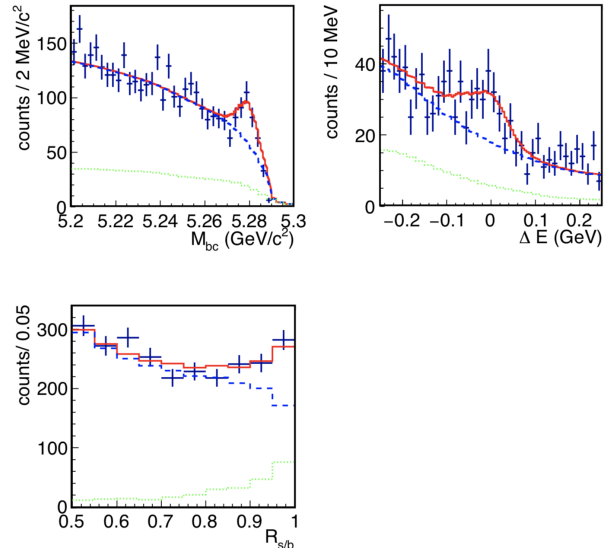


FIG. 4: (a) Distributions of kinematic and continuum suppression variables (points with uncertainties) using signal-enhanced selection $M_{bc} > 5.27 \text{ GeV}/c^2$, $-0.15 \text{ GeV} < \Delta E < 0.10 \text{ GeV}$, and $R_{s/b} > 0.9$ except for the variable displayed. The fit result is illustrated by the (red) solid curve, while the total and $B\bar{B}$ background are shown by (blue) dashed and (green) dotted curves, respectively.

inant source of background originates from continuum events. To suppress this background, which tend to be jet-like from spherical $B\bar{B}$ events, a likelihood ratio is calculated using the so-called event shape variables. The remaining background originates from $B\bar{B}$ events. From a fit to the Δt (see Fig. 5), we obtain

$$\begin{aligned} \sin(2\phi_1^{\text{eff}}) &= 0.92_{-0.31}^{+0.27} \pm 0.11 \\ \mathcal{A} &= 0.28 \pm 0.21 \pm 0.04, \end{aligned}$$

where the first uncertainty is statistical and the second is systematic. The value of \mathcal{S} is consistent with the value measure from decays mediated by $b \rightarrow c\bar{c}s$ transition [18]. The value of \mathcal{A} is consistent with zero, *i.e.*, no direct CP violation, as expected in the SM.

ϕ_1 MEASUREMENT IN $B^0 \rightarrow D^{(*)}h^0$ DECAYS WITH BABAR + BELLE DATA

By performing time-dependent CP violation analyses of the “gold plated” decay mode $B^0 \rightarrow J/\psi K_S^0$ and other decays mediated by $b \rightarrow c\bar{c}s$ transitions, $\sin(2\phi_1)$ is measured with a good accuracy [18]. However, inferring the

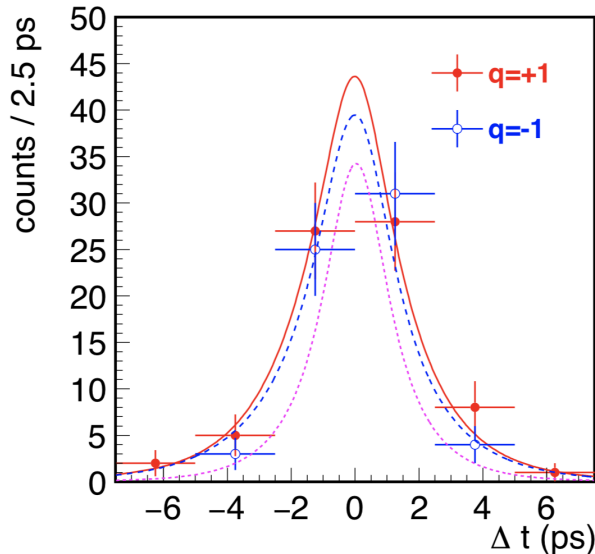


FIG. 5: Δt distribution shown by data points with uncertainties, and the fit results with curves: (red) filled circles with error bars along with a (red) solid-line fit curve corresponds to $q = +1$, while (blue) open circles with error bars along with a (blue) dashed-line fit curve corresponds to $q = -1$. The background contribution is illustrated by (magenta) dotted-line. Events with good flavor tagging quality are shown only.

CP -violating weak phase ϕ_1 from the measurement of $\sin(2\phi_1)$ leads to a two-fold trigonometric ambiguity between $2\phi_1$ and $\pi - 2\phi_1$ (a four-fold ambiguity in ϕ_1), and therefore to an ambiguity in the determination of the apex of the CKM Unitarity Triangle. This ambiguity can be resolved by measuring $\cos(2\phi_1)$, which is experimentally accessible in B meson decays that involve multi-body final states. However, no previous single measurement has been sensitive enough to establish the sign of $\cos(2\phi_1)$, to resolve the ambiguity without further assumptions.

The decays studied here are $B^0 \rightarrow D^{(*)}h^0$ with $D \rightarrow K_s^0\pi^+\pi^-$, where h^0 denotes a light, unflavored, and neutral hadron ($h^0 \in \{\pi^0, \eta, \omega\}$) [22]. These decays provide an experimentally elegant and powerful way to access $\cos(2\phi_1)$ [23]. To provide a more precise measurement of $\cos(2\phi_1)$, a joint analysis using the combined full dataset of BaBar and Belle experiments is performed. The $D \rightarrow K_s^0\pi^+\pi^-$ decay exhibits complex interference structures that receive resonant and non-resonant contributions to the three-body final state from a rich variety of intermediate CP eigenstates and quasi-flavor-specific decays. Knowledge of the variations on the relative strong phase as a function of the three-body Dalitz plot phase space enables measurements of both $\sin(2\phi_1)$ and $\cos(2\phi_1)$ from the time evolution of the $B^0 \rightarrow [K_s^0\pi^+\pi^-]^{(*)}h^0$ multi-body final state. The Dalitz plot amplitude analysis uses a high-statistics $e^+e^- \rightarrow c\bar{c}$ charm data set collected by Belle that provides about 1.2 million $D \rightarrow K_s^0\pi^+\pi^-$ de-

cays at high purity. The obtained model parameters are fixed in the subsequent analysis of the B meson decay.

In total, a $B^0 \rightarrow D^{(*)}h^0$ signal yield of 1129 ± 48 events in the BaBar data sample and 1557 ± 56 events in the Belle data sample is obtained. The yields are determined by three-dimensional unbinned maximum likelihood fit to the distributions of the observables M_{bc} , ΔE , and neural network output C_{NN} (neural network is used to suppress the background originates from continuum events). The fit projections are shown in Fig. 6.

From a fit to the Δt distribution of the selected events, we obtain

$$\begin{aligned} \sin(2\phi_1) &= 0.80 \pm 0.14 \pm 0.06 \pm 0.03 \\ \cos(2\phi_1) &= 0.91 \pm 0.22 \pm 0.09 \pm 0.07, \end{aligned}$$

where the first uncertainty is statistical, the second is systematic and the third is due to the $D \rightarrow K_s^0\pi^+\pi^-$ decay amplitude model. A direct measurement of the angle ϕ_1 results in

$$\phi_1 = (22.5 \pm 4.4 \pm 1.2 \pm 0.6)^\circ.$$

Distribution of proper time intervals and its asymmetries are shown in Fig. 7. The results provide a first evidence for $\cos(2\phi_1) > 0$ at the level of 3.7 standard deviations, and excludes the trigonometric multifold solution $\pi/2 - \phi_1 = (68.1 \pm 0.7)^\circ$ at the level of 7.3 standard deviations. Thus the measurements directly rules out the unfavored solution of the Unitarity Triangle. CP violation is observed at the level of 5.1 standard deviations

SUMMARY

Recent measurements of $B^0 \rightarrow J/\psi\pi^0$ and other CP violating modes ($B^0 \rightarrow K_s^0\pi^0\pi^0$ and $B^0 \rightarrow D^{(*)}h^0$) using the final dataset of Belle experiments ($B^0 \rightarrow D^{(*)}h^0$ analysis is performed using combined BaBar and Belle dataset) are presented. The results of $\sin(2\phi_1)$ from all the three decay modes are consistent with the $\sin(2\phi_1)$ measured in $b \rightarrow c\bar{c}s$ processes. The measurement of $\cos(2\phi_1)$ in $B^0 \rightarrow D^{(*)}h^0$ resolves the ambiguity in the determination of the apex of the CKM Unitarity Triangle.

Acknowledgement: The author thanks the workshop organizers for hosting a fruitful and stimulating workshop and providing excellent hospitality. This research is supported by the U.S. Department of Energy.

[1] N. Cabibbo, Phys. Rev. Lett. **10**, 531 (1963); M. Kobayashi and T. Maskawa, Prog. Theor. Phys. **49**, 652 (1973).

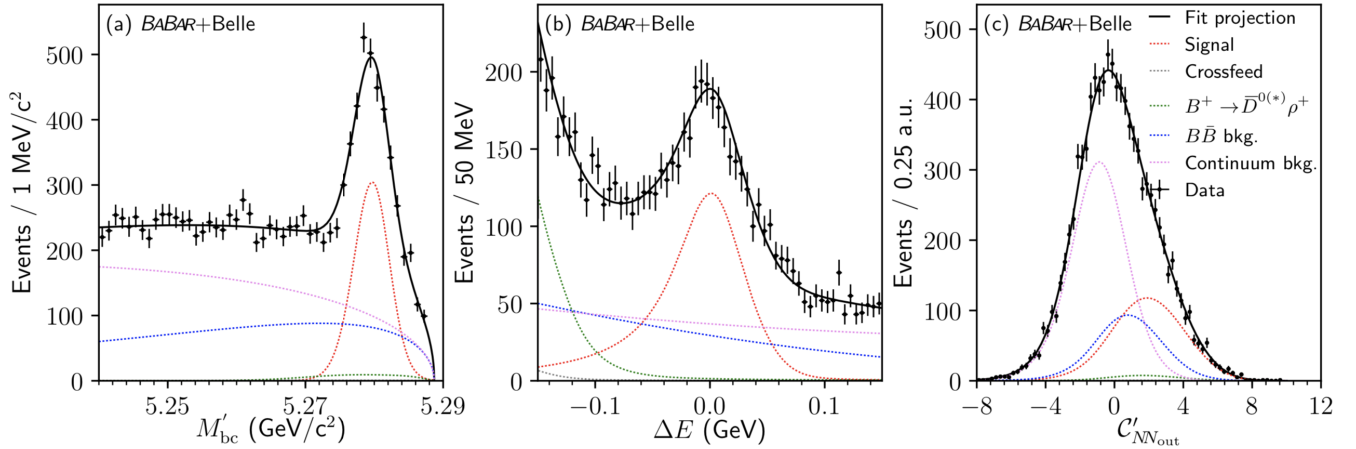


FIG. 6: Data distributions for (a) M'_{bc} , (b) ΔE , and (c) C'_{NN} (points with error bars) for the BaBar and Belle data samples combined. The solid black lines represent projections of the total fit function, and the colored dotted lines show the signal and background components of the fit as indicated in the legend. In plotting the distributions, each of the other two observables are required to satisfy $M_{bc} > 5.272$ GeV/c^2 , $|\Delta E| < 100$ MeV, or $0 < C_{NN} < 8$ to select signal-enhanced regions.

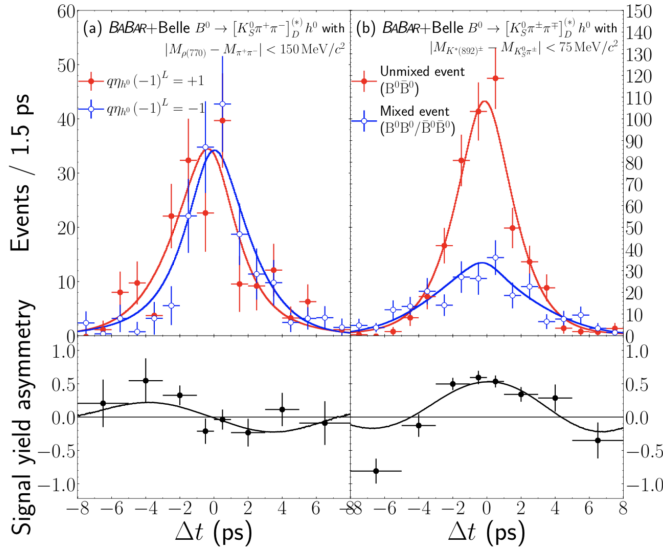


FIG. 7: Distributions of the proper time interval (data points with error bars) and the corresponding asymmetries for $B^0 \rightarrow D^{(*)}h^0$ candidates associated with high quality flavor tags for two different regions of the $D \rightarrow K_S^0 \pi^+ \pi^-$ phase space and for the BaBar and Belle data samples combined. The background has been subtracted using the sPlot technique, with weights obtained from the fit presented in Fig. 6.

- [2] A. B. Carter and A. I. Sanda, *CP violation in B meson decays*, Phys. Rev. D **23**, 1567 (1981); I. I. Y. Bigi and A. I. Sanda, *Notes on the observability of CP violations in B decays*, Nucl. Phys. B **193**, 85 (1981).
- [3] S. Faller, M. Jung, R. Fleischer and T. Mannel, *The golden modes $B^0 \rightarrow J/\psi K_{S,L}$ in the era of precision flavor physics*, Phys. Rev. D **79**, 014030 (2009) [arXiv:0809.0842 [hep-ph]].
- [4] M. Jung, *Determining weak phases from $B \rightarrow J/\psi P$ decays*, Phys. Rev. D **86**, 053008 (2012) [arXiv:1206.2050

- [hep-ph]].
- [5] K. De Bruyn and R. Fleischer, *A roadmap to control penguin effects in $B_d^0 \rightarrow J/\psi K_S^0$ and $B_s^0 \rightarrow J/\psi \phi$* , JHEP **1503**, 145 (2015) [arXiv:1412.6834 [hep-ph]].
- [6] Z. Ligeti and D. J. Robinson, *Towards more precise determinations of the quark mixing phase β* , Phys. Rev. Lett. **115**, 251801 (2015) [arXiv:1507.06671 [hep-ph]].
- [7] M. Ciuchini, M. Pierini and L. Silvestrini, *The Effect of penguins in the $B_d \rightarrow J/\psi K^0$ CP asymmetry*, Phys. Rev. Lett. **95**, 221804 (2005) [hep-ph/0507290].
- [8] P. Frings, U. Nierste and M. Wiebusch, *Penguin contributions to CP phases in $B_{d,s}$ decays to charmonium*, Phys. Rev. Lett. **115**, 061802 (2015) [arXiv:1503.00859 [hep-ph]].
- [9] S. E. Lee *et al.* (Belle Collaboration), *Improved measurement of time-dependent CP violation in $B^0 \rightarrow J/\psi \pi^0$ decays*, Phys. Rev. D **77**, 071101 (2008) [arXiv:0708.0304 [hep-ex]].
- [10] B. Aubert *et al.* (BaBar Collaboration), *Evidence for CP violation in $B^0 \rightarrow J/\psi \pi^0$ decays*, Phys. Rev. Lett. **101**, 021801 (2008) [arXiv:0804.0896 [hep-ex]].
- [11] B. Pal *et al.* [Belle Collaboration], arXiv:1810.01356 [hep-ex].
- [12] K. Abe *et al.* (Belle Collaboration), *Measurement of branching fractions and charge asymmetries for two-body B meson decays with charmonium*, Phys. Rev. D **67**, 032003 (2003) [hep-ex/0211047].
- [13] H. Kakuno *et al.* (Belle Collaboration), *Neutral B flavor tagging for the measurement of mixing induced CP violation at Belle*, Nucl. Instrum. Meth. A **533**, 516 (2004) [hep-ex/0403022].
- [14] K. Abe *et al.* (Belle Collaboration), *Improved measurement of CP-violation parameters $\sin 2\phi_1$ and $|\lambda|$, B meson lifetimes, and $B^0 - \bar{B}^0$ mixing parameter Δm_d* , Phys. Rev. D **71**, 072003 (2005) Erratum: [Phys. Rev. D **71**, 079903 (2005)] [hep-ex/0408111].
- [15] I. Adachi *et al.* (Belle Collaboration), *Precise measurement of the CP violation parameter $\sin 2\phi_1$ in $B^0 \rightarrow (c\bar{c})K^0$ decays*, Phys. Rev. Lett. **108**, 171802 (2012) [arXiv:1201.4643 [hep-ex]].

- [16] Y. Amhis *et al.* (Heavy Flavor Averaging Group Collaboration), *Averages of b -hadron, c -hadron, and τ -lepton properties as of summer 2016*, Eur. Phys. J. C **77**, 895 (2017) [arXiv:1612.07233 [hep-ex]].
- [17] P. Avery *et al.* (CLEO Collaboration), *Study of exclusive two-body B^0 meson decays to charmonium*, Phys. Rev. D **62**, 051101 (2000) [hep-ex/0004032].
- [18] M. Tanabashi *et al.* (Particle Data Group), *Review of Particle Physics*, Phys. Rev. D **98**, 030001 (2018).
- [19] H. Y. Cheng, *Theoretical issues with ΔS in three-body B decays*, hep-ph/0702252 [hep-ph].
- [20] B. Aubert *et al.* (BaBar Collaboration), *Measurement of CP asymmetry in $B^0 \rightarrow K_s \pi^0 \pi^0$ decays*, Phys. Rev. D **76**, 071101 (2007) [hep-ex/0702010].
- [21] Y. Yusa *et al.* (Belle Collaboration), *Measurement of time-dependent CP violation in $B^0 \rightarrow K_S^0 \pi^0 \pi^0$ decays*, [arXiv:1810.03336 [hep-ex]].
- [22] I. Adachi *et al.* (BaBar and Belle Collaborations), *First evidence for $\cos 2\beta > 0$ and resolution of the CKM Unitarity Triangle ambiguity by a time-dependent Dalitz plot analysis of $B^0 \rightarrow D^{(*)} h^0$ with $D \rightarrow K_S^0 \pi^+ \pi^-$ decays*, arXiv:1804.06152 [hep-ex].
- [23] A. Bondar, T. Gershon and P. Krokovny, *A Method to measure ϕ_1 using $\bar{B}^0 \rightarrow Dh^0$ with multibody D decay*, Phys. Lett. B **624**, 1 (2005) [hep-ph/0503174].