

Recent Theoretical Advances and Open Problems in Nuclear Cluster Physics

P. Schuck^{1,2,a)}

¹*Institut de Physique Nucléaire Université Paris-Sud, F-91406 Orsay Cedex, France*

²*LPMMC (UMR5493), Université Grenoble Alpes and CNRS, 25 rue des Martyrs, B.P. 166, 38042 Grenoble, France*

^{a)}Corresponding author: schuck@ipno.in2p3.fr

Abstract. This contribution gives a short review of recent theoretical advances in most topics of nuclear cluster physics concentrating, however, around α particle clustering. Along the route, the point of view will be critical mentioning not only progress but also failures and open problems.

INTRODUCTION

I was asked by the organisers to give an introductory talk on the above given subject of “Recent Theoretical Advances and Open Problems in Nuclear Cluster Physics”. Nuclear cluster physics is an old subject, almost as old as nuclear physics itself, see, e.g., reference [1] from 1936. Already at that time the α cluster was the dominant cluster what is easy to understand, since it is the smallest doubly magic nucleus and, thus, is almost as strongly bound as the strongest bound nucleus which is ^{52}Fe . Many relevant experimental and theoretical works have appeared over the years. The theoretical development of α cluster physics culminated in the explanation of the by then still mysterious Hoyle state in ^{12}C in the early 70’s in three independent works by H. Horiuchi, M. Kamimura et al., and Uegaki et al. [2, 3, 4]. The Hoyle state is the first excited 0^+ -state in the ^{12}C nucleus, and in those works it was described as a weakly bound α gas state where the individual α ’s move mostly in relative S-states. After these mile-stone works, it, curiously, became rather silent in what concerns α clustering in nuclei. It was only in 2001 where a new idea concerning α gas states popped up and the rate of publications on α clustering speeded up again quite strongly. Namely, Tohsaki, Horiuchi, Schuck, and Röpke (THSR) proposed to interpret the Hoyle and also α gas-like states in heavier nuclei as a condensate of α particles [5]. This idea was very successful and all properties of the well measured Hoyle state could be reproduced without any adjustable parameters. Details can be found, e.g., in recent review articles [6]. This idea of α condensation has now been strongly extended and also other competing methods have been developed. For example, one can describe now not only the Hoyle state but a whole family of Hoyle-like states which can be considered as excited states of the Hoyle state [7, 8]. But also ab initio methods like lattice quantum Monte Carlo and shell model Monte Carlo approaches are being applied to cluster states, as well as the symmetry adapted no core shell model [9, 10, 11]. I will report on these recent developments in the main part of this contribution in section 2 and it will actually take up a large part of this survey. In section 3, I will highlight the situation in ^{16}O . This will concern the 6-th 0^+ state and other cluster states in ^{16}O . I will also report on monopole transitions in connection with α clustering in ^{16}O . In section 4, I will outline recent efforts to describe α clustering in nuclei with valence nucleons. Some part will be devoted in section 5 to α condensation in infinite matter, where, together with mean field studies in ^{16}O , it will be shown that α condensation is actually a Quantum Phase Transition (QPT) where the density plays the role of the control parameter. Finally in section 6 a new approach and insight into spontaneous α decay of heavy nuclei will be given. In section 7, I will present the final conclusions and an outlook.

Of course my presentation will be biased towards my (our) own work but I will try to include as much as possible also the work of other colleagues.

Various Aspects of the Hoyle state and its family

The α condensate wave function is now known under the name of THSR wave function. It is simply written out, e.g., for the three α case, as

$$\Psi_{\text{THSR}} \propto \mathcal{A}\psi_1\psi_2\psi_3 \equiv \mathcal{A}|B\rangle \quad (1)$$

with

$$\psi_i = e^{-((\mathbf{R}_i - \mathbf{X}_G)^2)/B^2} \phi_{\alpha_i} \quad (2)$$

and

$$\phi_{\alpha_i} = e^{-\sum_{k<l}(\mathbf{r}_{i,k} - \mathbf{r}_{i,l})^2/(8b^2)} \quad (3)$$

In Eq. (1) the \mathbf{R}_i are the c.o.m. coordinates of α particle 'i' and \mathbf{X}_G is the total c.o.m. coordinate of ^{12}C . \mathcal{A} is the antisymmetrizer of the twelve nucleon wave function with ϕ_{α_i} the intrinsic translational invariant wave function of the α -particle 'i'. The whole 12 nucleon wave function in Eq. (1) is, therefore, translationally invariant. Please note that we suppressed the scalar spin-isospin part of the wave function. The special Gaussian form given in Eqs. (2), (3) was chosen in [5] to ease the variational calculation. The condensate aspect lies in the fact that Eq. (1) is a (antisymmetrized) product of three times the same α -particle wave function and is, thus, analogous to a number projected BCS wave function in the case of pairing. This twelve nucleon wave function has two variational parameters, b and B . It possesses the remarkable property that for $B = b$ it is a pure harmonic oscillator Slater determinant (this aspect of Eq. (1) is explained in [12, 13]) whereas for $B \gg b$ the α 's are at low density so far apart from one another that the antisymmetrizer can be dropped and, thus, Eq. (1) becomes a simple product of three α particles, all in identical 0S states, that is, a pure condensate state. The minimization of the energy with a Hamiltonian containing a nucleon-nucleon force determined earlier independently [14] allows to obtain a reasonable value for the ground state energy of ^{12}C . Variation of energy under the condition that Eq. (1) is orthogonal to the previously determined ground state allows to calculate the first excited 0^+ state, i.e., the Hoyle state. While the size of the individual α particles remains very close to their free space value ($b \simeq 1.37$ fm), the variationally determined B parameter takes on about three times this value. It is important to mention right away that this so determined THSR wave function has about 98 percent squared overlap with the one of Kamimura *et al.* [3] (and practically 100 percent squared overlap with a slightly more general THSR wave function superposing several B values), see [15]. Kamimura's *et al.* wave function can, even to-day, after 40 years, be considered as one of the most accurate approaches for the Hoyle state. In any case, as in the work of Kamimura *et al.* [3], so does the THSR approach reproduce very well all known experimental data about the Hoyle state. This concerns for instance the inelastic form factor, electromagnetic transition probability, and position of energy, see for more details [6] and [16]. The inelastic form factor is shown in Fig.1. We see indeed very good agreement with the experimental data. In the same figure we also show recent results from Green's Function Monte Carlo (GFMC) calculations [17]. They also reproduce the data very well. For the monopole transition probability between Hoyle and ground state, even a 10 % better value is obtained. On the other hand the position of the Hoyle state is not as accurate as the result with THSR. Let us mention that also Chernykh *et al.* achieved to obtain with their Fermionic Molecular Dynamics (FMD) approach a very reasonable inelastic form factor [18]. The related Antisymmetrised Molecular Dynamics (AMD) method seems to perform slightly less well [19].

Let us mention that at practically the same time as Kamimura *et al.*, Uegaki *et al.* published a very similar paper leading to almost identical results [4]. In the following, we often will only refer to Kamimura's work, since we were able to compare THSR and Kamimura's wave functions numerically. However, all what we say below about Kamimura's work should equally apply to the one of Uegaki.

Let us make at this point the following *very important observation*. Kamimura's wave function is, in principle much more general than the THSR one. For instance Kamimura's wave function contains for the Hoyle state also two α , i.e., ^8Be -like, correlations. Nonetheless, as we just mentioned, the fact that the squared overlap between THSR and Kamimura wave functions is almost 100 %, tells us that these extra $\alpha - \alpha$ correlations only play a very minor role with respect to the conclusions obtained from the THSR wave function where, besides correlations from antisymmetrisation, such extra $\alpha - \alpha$ correlations are absent. In all what follows, we should keep this fact in mind.

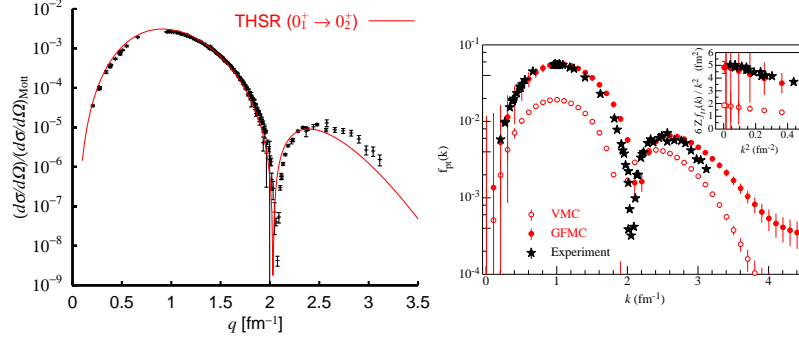


FIGURE 1. Inelastic form factors from THSR [16], left panel, and from GFMC [17], right panel. The THSR result cannot be distinguished from the one of [3] on the scale of the figure. The open circles in the right panel correspond to the less accurate results from variational Monte Carlo (VMC).

The Condensation Aspect

It is, of course very important to clear up the question whether the Hoyle state is akin to a three α Bose-like condensate. There is a quantity which tells us directly whether the Hoyle state is close to a three α condensate or not. In [20] Suzuki *et al.* evaluated the bosonic occupation numbers using a Gaussian representation of the c.o.m. part χ of the RGM (Resonating Group Method) wave function to calculate the single α particle density matrix $\rho_\alpha(\mathbf{R}, \mathbf{R}')$ and diagonalized it. The bosonic occupation numbers were also calculated by Yamada *et al.* in [21] using, however, the OCM approach [22]. Both calculations concluded that the three α 's in the Hoyle state occupy to about 70 percent the same 0S orbit whereas all other occupations are down by at least a factor of ten, see Fig. 2. The α occupation numbers are a very important quantity to decide whether we have an α condensate or not. Unfortunately, very few calculations of this quantity exist. Besides the two aforementioned ones, luckily there exists a third one from where we can draw some general conclusions. Ishikawa made for the Hoyle state a purely three boson model [23]. Adjusting the force-parameters, he was able to reproduce main data of the Hoyle state. For instance he also calculated the bosonic occupation numbers. For the Hoyle state he found ~ 80 percent of condensation of the three bosons into the 0S state [24]. On the other hand he also found from his full three body solution [23] that the α 's are moving with ~ 80 percent in relative S states. So there is a direct relation between relative S-wave motion and S-wave condensation. This correspondence is, of course, not extremely surprising, rather confirms expectation. The point now is that there exist about half a dozen Hoyle state calculations, beginning with the one of Horiuchi [2] in 1974 where it was found that the three α 's move essentially in relative S-waves. So there is little doubt that the Hoyle state can be interpreted with good accuracy as a condensate of three α particles. A condensate is an intrinsic state and, since the α 's move in 0S states, the intrinsic state is spherical.

Recently there have been several experimental investigations which searched for a proof of the existence of such a condensate in measuring the direct three α decay out of the Hoyle state [26] with ever increasing accuracy. For the moment the branching ratio with the two body decay, ${}^8\text{Be} + \alpha$, is down to 10^{-4} with still no success. In a remarkable work this number was confirmed theoretically by Ishikawa [23], see also [25]. However, absence of measurement of direct three α decay does not mean absence of α condensate. On their decay, the three α 's have to tunnel through the Coulomb barrier and are distorted by the final state Coulomb interaction so that it may be extremely difficult to get a clear signal from the internal α structure of the Hoyle state from the direct 3- α decay. However, this does not mean that the experimental effort should be stopped! It would, indeed, be very nice if a direct three α decay could be found. In this respect it is interesting to note that in [25] it is found that the branching ratio for direct three α decay increases very much (up to 10%) if a condensate state appears at around 10 MeV. The 3rd 0^+ could be a candidate, see next section.

The Hoyle Family of States

The Hoyle state seen as a Bose condensate can be interpreted as the ground state of a new tower of excited states. And, indeed, there are. The 0_3^+ and 0_4^+ states at 10.08 MeV and 11.87 MeV have been identified as a breathing mode and a bent arm excitation of the Hoyle state, respectively, see the early work of Kato *et al.* employing the OCM method [27],

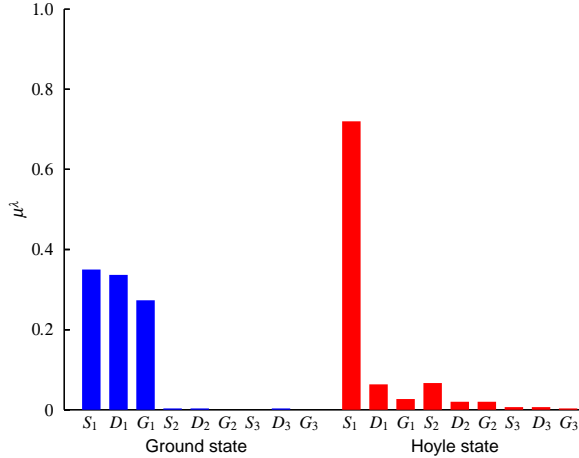


FIGURE 2. α particle occupation numbers in the ground state (left) and in the Hoyle state (right) [21]. The reader should make the following correspondencies for the spin-parity assignments: $S_1 \rightarrow 0S$; $D_1 \rightarrow 0D$; etc.

and also the more recent work by Bo Zhou *et al.* [28]. One may speculate that the 0_3^+ state is a state where the three α 's move in relative 1S orbits and, thus, can be qualified to be again a Bose condensate, however, one with a higher nodal structure. More work has to be investigated on this exciting aspect before firm conclusions can be reached (I am very grateful to Bo Zhou for a discussion on this point). The direct three α decay out of breathing Hoyle state may be particularly interesting. What happens to an excited Bose condensate when it decays democratically can be seen in [29] (I am grateful to M. Freer for having informed me about this reference).

In the theoretical description of the excited Hoyle states, there have recently been two advances. First Y. Funaki extended the THSR wave function including one more width parameter [7], see also [30]. This allows to describe correlations between two α 's. For excited Hoyle states, this is important. Second, very recently, M. Kimura *et al.* [8] proposed a novel method called 'Real-Time Evolution Method' (REM). The method utilizes the equation-of-motion of the Gaussian wave packets to generate the basis wave functions having various three α cluster configurations. The generated basis wave functions are superposed to diagonalize the Hamiltonian. In other words, this method uses the real time as the generator coordinate. The application to the 3 α system as a benchmark shows that the new method works efficiently in selecting relevant α configurations yielding results consistent with or better than the other cluster models. Also the inelastic form factor to the Hoyle state comes out quite reasonable [31]. The structure of the excited 0^+ and 1^- states in ^{12}C is also elucidated. For instance it was found that the transition probability between the Hoyle state and the 1^- state has the huge value of 8.8 Weisskopf units, see Fig.4. It, therefore, can be speculated that the 1^- state corresponds to lifting an α particle from the Hoyle state into the P-shell. Also the radius of this 1^- state is found to be enormous. It would be very important that this new finding of this 1_1^- state being an α gas state be confirmed. It also may then need a re-interpretation of the 5th 0^+ state in ^{16}O which is believed to consist of an α orbiting around the 1^- state in ^{12}C , see also section 3.

Rotational bands in ^{12}C

Recently some algebraic models were published which seem to explain very nicely the ground state rotational band and, to some extent, also a rotational band with the Hoyle state as band head [32]. This model supposes that the ground state of ^{12}C has triangular shape and it, therefore, describes the spectrum of a spinning triangle. The result is shown in Fig.5. At first, the reproduction of the experimental ground state band seems very convincing. However, there may be some caveats to this nice picture. First Peter Hess showed [33] that one cannot neglect the Pauli principle as done in [32]. Also Cseh [34] invented a successful model where he groups the positive and negative parity states of the band in two separate bands, respectively. Second, the indication of a triangularly shaped ground state of ^{12}C is rather weak. Indeed, a calculation by Kanada-En'yo shows in Fig.6 a slight triangular shape. This figure is obtained from an AMD calculation and has been sent to the author privately. In principle it is a pure mean field calculation and, therefore, can be qualified as a (weak) spontaneous symmetry breaking.

In [35] one sees similar figures which have been obtained from an AMD calculation with angular momentum

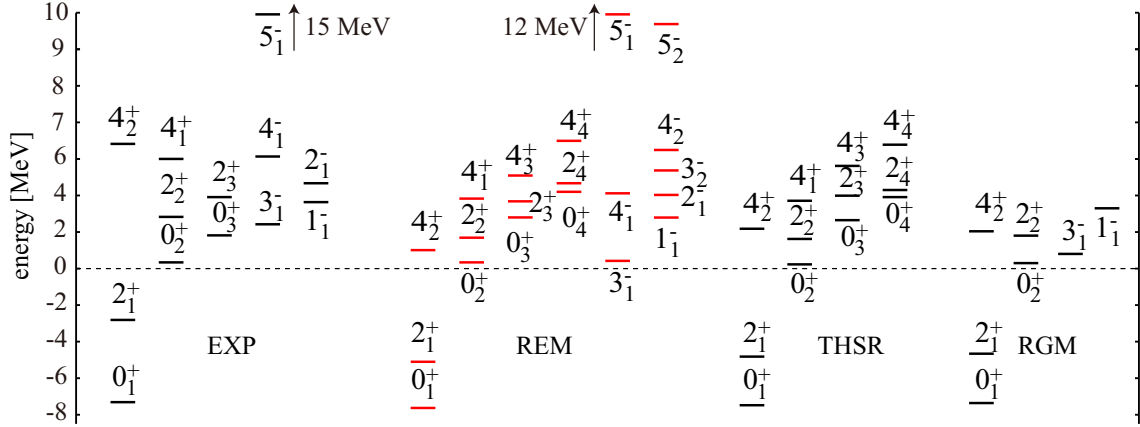


FIGURE 3. The α gas spectrum of ^{12}C from three different methods: second group of states, REM as described in the text; third group, extended THSR by Funaki *et al.* [7]; the early but pioneering results by Kamimura *et al.* with the Resonating Group method [3]. The first group shows the experimental spectrum. From [8].

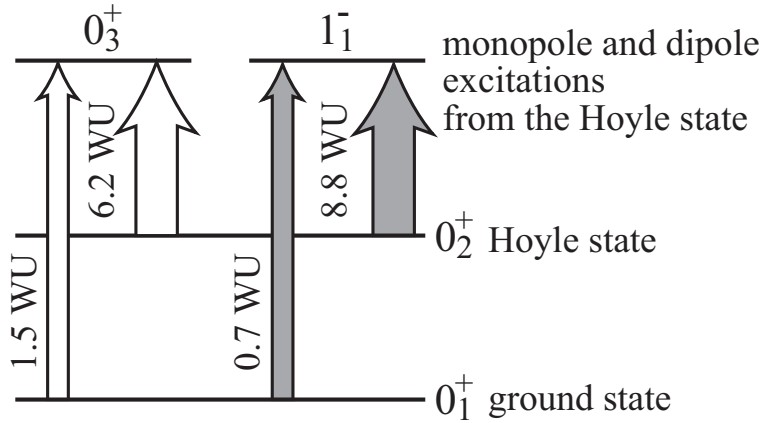


FIGURE 4. Transition probability between Hoyle state and the first 1^- state in ^{12}C . From [8]

projection *before* variation and, thus, the triangular shapes become more pronounced. I have asked several of my colleagues to perform a pure state of the art mean field (Slater determinant, relativistic and non-relativistic) calculation without projection. Never anything else than a perfectly round oblate shape was obtained. It makes a fundamental difference whether a deformation is spontaneously obtained in mean field (as, e.g., with Rare Earth nuclei), or whether a deformation is only obtained with projection before variation. In the latter case the systems only has shape fluctuations but no permanent deformation. So, we see, the notion of a spinning triangle may be on not so safe grounds. Concerning the so-called Hoyle band also shown in Fig.5 there exist even doubts that one can call this a band at all. The trouble comes from the fact that it was shown that the transition probability between the second 2^+ and 0_2^+ and 0_3^+ states are of similar magnitude [7]. So no well defined band head exists. The 2_2^+ state can be interpreted as a quadrupole excitation of the Hoyle state [7].

Ab Initio Methods

Recently, there also has been great progress in describing α gas states with ab initio techniques. The most advanced is certainly the GFMC method [17] with its very good reproduction of the inelastic form factor to the Hoyle state which was already discussed at the beginning of this section.

Among the shell model approaches the best achievement seems to come from the no-core Monte Carlo shell model

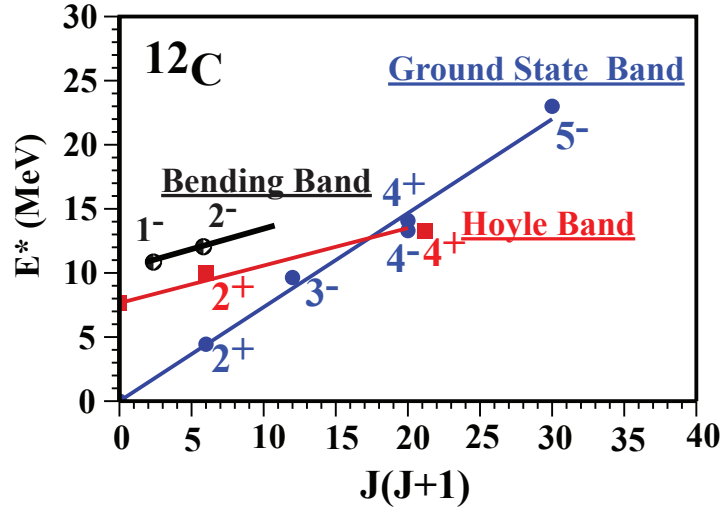


FIGURE 5. The rotational band structure obtained from the spinning triangle model in comparison with experiment. From [32]. Figure greatly supplied by M. Freer.

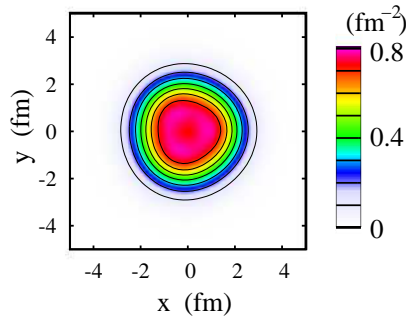


FIGURE 6. The triangular shape obtained from an AMD calculation (courtesy Y. Kanada-En'yo).

(MCSM) approach by Otsuka et al. [10]. In Fig.7 we show the result of their calculation for the Hoyle state. We see that the ground state is concentrated in only a few configurations while the Hoyle state shows many significant contributions. This is a clear sign that the system wants to reproduce the relative S-wave motion of the α 's. So far no inelastic form factor has been calculated but the monopole transition probability comes out quite reasonable. Also the position is reasonably accurate. However, to be totally convinced of the approach the inelastic form factor is needed.

There exists also the symmetry-adapted no-core shell model (NCSM) by J. Draayer et al. [11]. Quite good progress has recently been achieved for the position of the Hoyle state. However, no transition probability or inelastic form factor have been calculated. As said above, without those ingredients, it is difficult to judge the value of the approach.

Quite some publicity has been made recently around the ab initio lattice quantum Monte Carlo (QMC) effective field theory (EFT) approach by Epelbaum *et al.* [9]. In Fig. 8 we show the configuration of the Hoyle state obtained by these authors. As one sees the configuration of the Hoyle state is quite opposite of what we have concluded above, namely that the Hoyle state can be described to a good approximation as a state where the center of mass motion of the three α particles is condensed into the lowest S-wave. This bent arm configuration can at best be attributed to the fourth 0^+ state, see section II.B. It is impossible that a configuration of relative S-waves acquires such a shape. Nevertheless, the spectrum is surprisingly well reproduced from this ab initio approach starting from the Chiral effective Lagrangian which fits the NN scattering data. On the other hand neither inelastic form factor nor the transition probability have

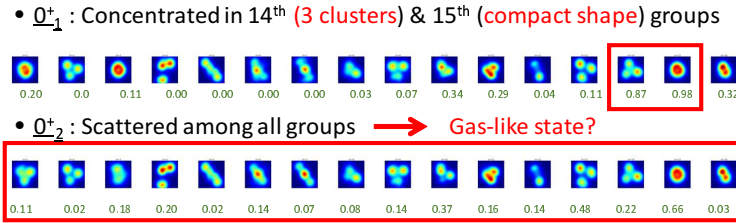


FIGURE 7. The different configurations contributing to the Hoyle state obtained from the no-core shell model (MCSM) approach. Notice the numerous significant contributions to the Hoyle state whereas only two configurations contribute with large weights to the ground state. (Figure greatly supplied by Takashi Abe).

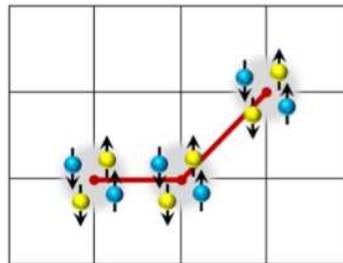


FIGURE 8. Dominant Hoyle configuration obtained with the lattice QMC-EFT approach. From [9]. Figure greatly provided by E. Epelbaum.

been attempted to be calculated. Even the radius, see below, completely fails since it is barely larger than the one of the ground state. This may not be astonishing, since the mesh size used is with 2 fm still much too large. However, to the defense of the authors, one should mention that the radius has only been calculated to LO whereas the energies are evaluated to NNLO. It seems that Lattice QMC-EFT has still quite some way to go before it can compete with the other methods.

The radius of the Hoyle and Hoyle like states

Since the first calculations of the Hoyle state, its radius has been subject to discussion. Most theoretical calculations now agree that its rms radius lies somewhere between 3.4 fm and 3.8 fm (ground state: 2.4 fm). With the THSR approach it was found that the magnitude of the inelastic form factor is very sensitive to the extension of the Hoyle state [16]. So the parameter free reproduction of the inelastic form factor was taken as good sign for an enlarged volume of the Hoyle state. If one believes into the condensation picture, this also seems natural from the physical point of view, since only in an enlarged volume the α 's can be born out and acquire an almost free gas motion. On the other hand experimentalists struggled to confirm this hypothesis. For instance Ogloblin et al. [36] found only very little radius enhancement of the Hoyle state. It is only very recently that Makoto Ito [37] via a very careful coupled channel analysis could conclude from his measurement that the second 2^+ state in ^{12}C has an enhanced radius of ~ 3.4 fm, that is 1fm more than the ground state. The second 2^+ state has clearly been identified only since short to belong to the Hoyle family [38, 39] and one can quite safely extrapolate from this study that also the Hoyle state itself has a radius of similar extended magnitude. Several authors found a strong transition probability between the Hoyle state and the second 2^+ state. So the issue of α gas states having a volume 3-4 time larger than the ground state seems finally to be settled.

The Situation in ^{16}O

The situation in ^{16}O with respect to α gas states has also evolved quite a bit (see, e.g., for the theory side [40]). But, unfortunately, for instance the experimental situation is by far not so satisfying as in ^{12}C . The 6-th 0^+ state at 15.1

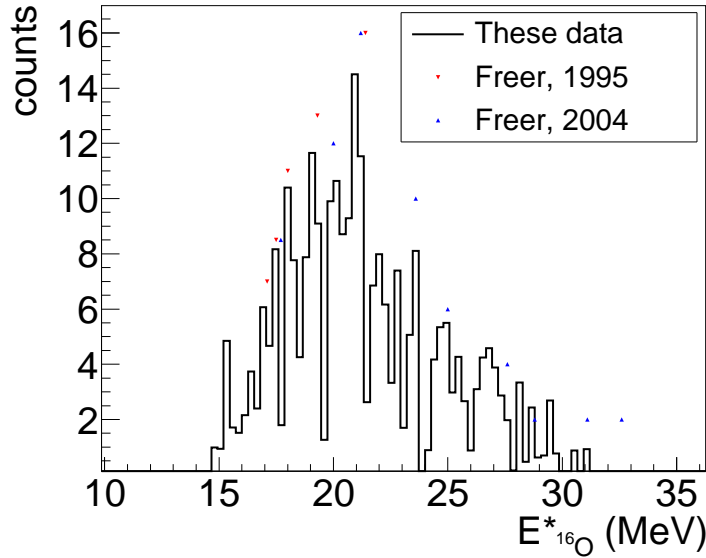


FIGURE 9. The excitation spectrum of ^{16}O obtained from the ^{20}Ne on α inverse kinematic reaction, see [42]. Clearly a state at ~ 15.2 MeV obtained from a two ^8Be coincidence measurement together with an α plus Hoyle state coincidence can be identified. The other resonances coincide with the ones measured earlier By M. Freer *et al.* [43]. Figure greatly supplied by M. Barbui.

MeV which is 700 keV above the four α threshold is suspected to be the analogue to the Hoyle state [40]. However, unfortunately, the inelastic form factor which is of so precious information for the Hoyle state has still not been measured. Very recently, even more trouble came up concerning this state. Careful measurements by Freer *et al.* [41] have revealed that very close to this 6-th 0^+ state is located another state with a spin different from 0^+ which disturbs the analysis and interpretation of the 0_6^+ state. On the other hand, recent measurements by M. Barbui *et al.* [42] show in the missing mass spectrum obtained from the $^{20}\text{Ne} + \alpha$ inverse kinematics reaction a clear peak at 15.2 MeV which might be the searched for four α gas state. This very promising result (courtesy M. Barbui) is shown in Fig.9. The peak at 15.2 MeV has been obtained from de-exciting ^{16}O nucleus measuring in coincidence two ^8Be or one α plus a ^{12}C in the Hoyle state. It would be desirable to have the spin assignment of this state. The other peaks are known resonances agreeing with earlier measurements by other authors, see, e.g., [43]. The decay into two ^8Be is particularly interesting because ^8Be is, of course also a boson and this may indicate the condensation of two ^8Be 's. Of course, the condensation of two ^8Be 's or of four α can barely be distinguished as we have already discussed for the case of the Hoyle state concerning the $\sim 100\%$ square overlap of Kamimura and THSR wave functions. However, on the theoretical level the question whether a Bose gas condenses as singles or as molecules is a very interesting one [44].

On the theory side things have progressed significantly. Funaki [45] has made a quite complete study of the 0^+ spectrum in ^{16}O . It is shown in Fig.10. He used an extended THSR wave function where he considers one α on top of the Hoyle state. Together with the earlier OCM results [40], the agreement with experiment is quite satisfactory considering the complexity of the task. With respect to the OCM result, from the extended THSR calculation, one 0^+ state is missing. This is due to the fact that, so far negative parity states are not included in the THSR scheme and then the state where an α is orbiting around the 1^- state in ^{12}C is missing. On the other hand, the 0_6^+ state is well identified as the four α condensate state analogous to the Hoyle state. This stems from the large radius of this state which turns out to be $r_{\text{rms}} = 4.9$ fm, see also comment in [46]. In Fig.9 many more α states are shown. But they are known states detected in earlier experiments, see, e.g., [43]. We will not discuss those higher lying α cluster states here. So, this is about the status where we stand concerning α gas spectral states in ^{16}O .

One further recent development with respect to ^{16}O relates to the monopole spectral function. This has recently been developed by Yamada *et al.* [47]. In Fig.11 we show the spectrum of the monopole transitions in ^{16}O , once obtained from the cluster states and once from the traditional RPA approach. We see that both approaches are complementary. The cluster approach reproduces the low lying part of the spectrum whereas the RPA rather yields the higher lying part around the giant resonance region. The sum-rule value of the cluster states amounts to $\sim 20\%$.

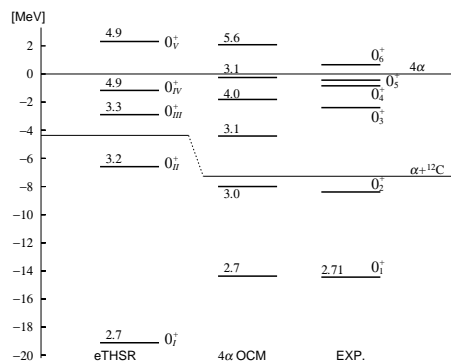


FIGURE 10. The 0^+ spectrum of ^{16}O calculated with an extended THSR wave function and with the OCM method. The right column shows the experimental spectrum. From [45]

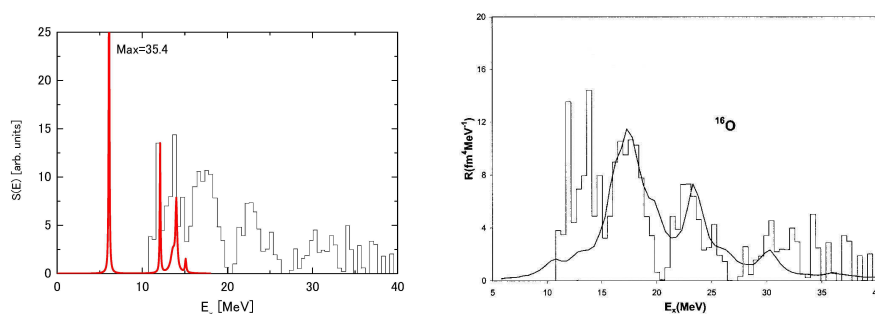


FIGURE 11. The monopole transition strength in ^{16}O is shown as a function of excitation energy. We see in the left panel that the cluster states reproduce the low lying part of the spectrum whereas the high lying part can be approximated by the traditional RPA approach, right panel. From [47].

Cluster states in nuclei with neutron excess

So far, we only considered selfconjugate nuclei with $N=Z$. However, α clustering should survive adding some extra neutrons. For example is there some sign of a Hoyle like state in ^{13}C or ^{14}C , etc. ? Yamada *et al.* [48] have studied with the OCM approach the spectrum of ^{13}C , see Fig. 12. The state $(1/2^+)_5$ is clearly identified as being composed by the Hoyle state plus an extra neutron in an S-orbit [48]. Also Lyu *et al.* [49] have recently adapted the THSR approach to account for extra neutrons. In Fig.13 we show the neutron separation energies of the chain $^8\text{--}^{11}\text{Be}$ as obtained by Lyu *et al.*. We also want to mention an even more advanced work on ^9B by Qing *et al.* [50] where in the THSR wave function additional proton- α correlations are incorporated.

Alpha condensation seen as a Quantum Phase transition

Alpha condensation is a very nice example of a Quantum Phase Transition (QPT) in nuclear physics [51]. In Fig.14 we show what happens to ^{16}O in a HFB calculation under the constraint that the radius is extended, that is density is lowered. In the left panel the calculation has been performed with the Gogny force by M. Girod and in the right panel the same is done employing RMF by J.P. Ebran. The two figures are quite similar though there are differences in detail. The lower branch represents a homogeneous spherical expansion of the nucleus. On the upper branch the nucleus is allowed to break up into a tetraeder of four α particles. In both calculations there is a crossing of both branches. It means that there is a transition from one phase to the other. This can be qualified as a QPT where the density is the control parameter, the system being at zero temperature. Not only there is a transition in the spatial structure but also in the superfluid order parameter. As long as the sphere is homogeneous pairing is non-zero. In the tetraeder configuration pairing is strictly zero. It is interesting to look into the details of the figure. One sees that the

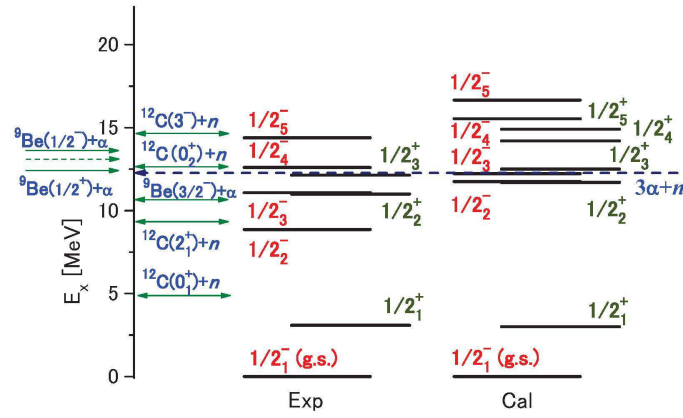


FIGURE 12. Energy levels of the $1/2^-$ and $1/2^+$ states of ^{13}C obtained from the $3\alpha + n$ OCM calculation [48], compared with the experimental data. The threshold of the $^9\text{Be}(5/2^-) + \alpha$ channel at $E_x = 13.1$ MeV, located between the $^9\text{Be}(5/2^-) + \alpha$ and $^9\text{Be}(1/2^-) + \alpha$ channels, is presented by the dashed arrow on the left hand side of the panel. From [48].

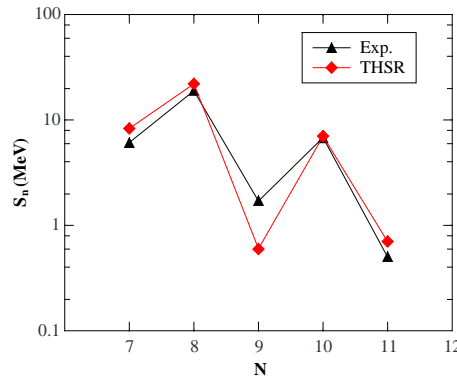


FIGURE 13. Result for the ^{8-11}Be chain using a THSR wave function including valence neutrons. From [49].

QPT occurs quite a bit earlier with RMF than in the non-relativistic case. This is in line with the observation made in earlier publication [52] that with RMF clustering is favored with respect to non-relativistic functionals. This mean field calculations cannot be quantitatively realistic, since the nucleus will not take on a crystalline structure. However, the onset of α clustering is reproduced correctly. In reality, the α 's will be in a Bose condensed state with a much lower energy. This has been studied in infinite nuclear matter [53] at zero temperature. Also in this study the condensate ends to exist beyond a quite small density, see Fig.15, that is for a chemical potential around zero equivalent to about a tenth of saturation density quite similar to the transition density in ^{16}O . In both studies the sudden disappearance of α clustering is due to the Pauli principle. Indeed, as density increases, antisymmetrisation counteracts binding more and more rapidly and at the Mott-density binding of the α particle is gone. This process has been described at length in earlier publications [54].

Physics of α preformation in α decay

The very strong sensitivity of α binding to the Pauli exclusion principle with rising density is also at work in forming a potential pocket for the α at the surface of, e.g., ^{208}Pb [55]. In a gedanken experiment, we imagine an α particle approaching the ^{208}Pb nucleus centrally. The four nucleons of the α will first feel the attraction of the mean field of the lead core. However, quickly the α particle will lose its binding in coming closer to ^{208}Pb . The potential energy of the α will, thus, go through a minimum before bending up again. Finally the α will lose its identity fully, that is its intrinsic binding is completely gone and the wave functions of the four nucleons turn into shell model states. The complete microscopic description of this process is very difficult. But at least the potential pocket of the α can be made visible. In Fig.16 we show such a pocket behavior where the α is treated quantally whereas the ^{208}Pb core is considered in

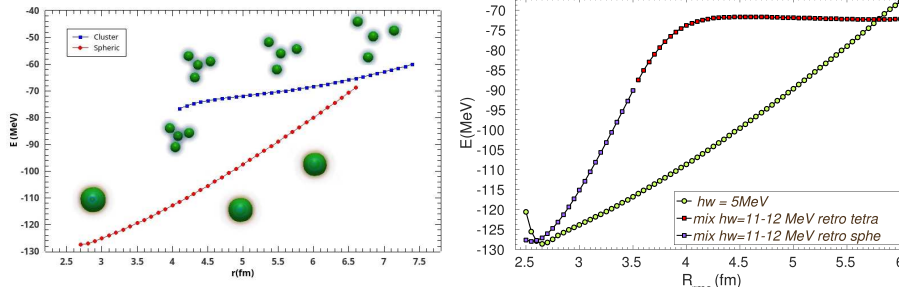


FIGURE 14. Physics of spherically extending ^{16}O nucleus in HFB approximation. Left panel: with Gogny force (figure gratefully supplied by M. Girod); right panel: with RMF (figure gratefully supplied by J.P. Ebran).

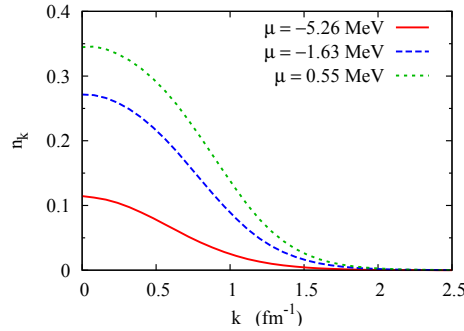


FIGURE 15. Single particle momentum distribution in the α condensate for increasing values of chemical potential (density). At around zero chemical potential, α condensate disappears. From [53].

Local Density Approximation (LDA). This result has again been produced with a THSR type of approach. A quite different method which also produces a similar pocket has been employed by Adamian et al. [56]. It consists in the well known double folding procedure applied to the $^{212}\text{Po} = ^{208}\text{Pb} + \alpha$ system. The pocket is quite similar, see right panel of Fig.16, to the THSR treatment. However, the transition to the shell model regime is not well reproduced. It would be interesting to study the relation between both approaches.

Conclusions

In this contribution we have attempted to give an overview of recent advances in the theoretical description of nuclear clustering. Deliberately we restricted ourselves almost entirely to α clusters. Naturally α gas states in ^{12}C took up a large part despite of the fact that great progress has been achieved already since some while ago. However, we did not only point to positive developments but also were critical with respect to some recent results which we think are not on safe grounds or are at least wrongly interpreted. We also pointed to missing investigations concerning some approaches. This concerns for instance the reproduction of the inelastic form factor of the Hoyle state what we think is absolutely necessary to give a final credit to a correct theory for the Hoyle state. We also emphasized the interpretation of the Hoyle state as being to good accuracy an α condensate. This stems from the fact that Ishikawa showed a link between the degree of α particle condensation in ^{12}C and relative S-wave motion of α 's. He found for both quantities a number of $\sim 80\%$ realisation. On the other hand there exist about half a dozen of more works where a dominant relative S-wave motion of the α 's had been found underlining implicitly the condensate character. In this respect it also would be desirable that more works attempt to calculate the bosonic occupation factors of the α 's in α gas states. So far only three results exist.

We went on to discuss the case of ^{16}O . The situation there is quite a bit more complicated than in ^{12}C . In the latter nucleus, it suffices to knock loose one α particle and automatically the two others are also in a loosely bound configuration. In ^{16}O on the contrary, knocking one α loose means that the remaining ^{12}C nucleus has many possibilities to stay in a compact configuration. According to our studies only the sixth 0^+ state at 15.1 MeV can be identified as the

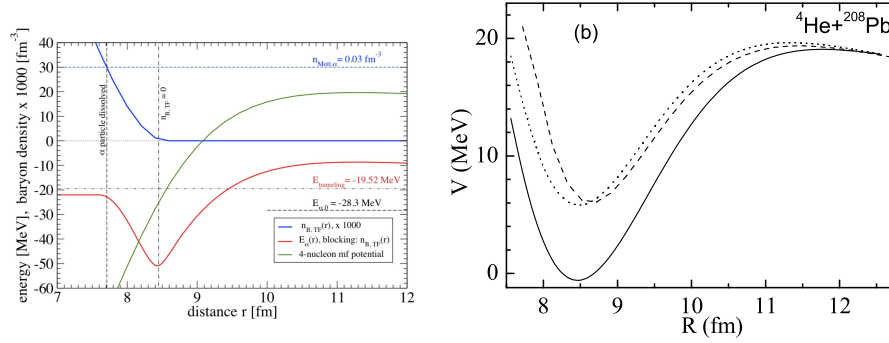


FIGURE 16. Formation of the α pocket on the surface of ^{208}Pb in $^{212}\text{Po} = ^{208}\text{Pb} + \alpha$ with the THSR approach (left, [55]) and the double folding approach (right, [56]).

first four α gas state. Unfortunately the experimental situation in ^{16}O is much less advanced than for the ^{12}C case. Most importantly the measurement of the inelastic form factor, which gives so precious information for the Hoyle state, is missing. But there is hope: I show in this contribution in Fig.9 an excitation spectrum obtained from a coincident measurement of two ^8Be (and $\alpha + \text{Hoyle state}$) obtained from the inverse kinematics reaction $^{20}\text{Ne} + \alpha$. A clear peak at 15.2 MeV can be seen. This might very well be the Hoyle analogous state in ^{16}O . It will be very exciting to see more details on this in the near future.

Further important studies concern α clustering in nuclei with valence neutrons. It is very likely that such states exist, e.g., in ^{13}C , ^{14}C , etc. The works we cite show that the situation may be more complex as assumed. Nevertheless, it seems that states of this type can be identified in ^{13}C .

A new development consists in the fact that α condensation can be considered as one of the nicest examples in nuclear physics of a Quantum Phase Transition (QPT). Indeed, the Pauli principle counteracts condensation and as soon as the density of the system reaches a point where the α 's start to overlap substantially with their density tails, very quickly the α 's disappear at the Mott density. So this QPT is triggered by the density as control parameter.

The last issue is related to the former. If an α particle approaches a heavy nucleus as, e.g., ^{208}Pb on a central trajectory, the four nucleons will first feel the attraction of the mean field of the lead nucleus. However, soon the Pauli principle will come into action and the α will lose binding energy what counteracts the gain of energy coming from the ^{208}Pb mean field. At the Mott density the α has disappeared as a cluster and the four nucleons have gone over into standard shell model states. In the end the whole process creates a potential energy pocket at the surface, see left panel of Fig.16. The fully quantal description of transition of the nucleon wave function in the α and to the shell model is very difficult. In Fig.16 the lead nucleus has been treated in Local Density Approximation (LDA) what simplifies the calculation substantially. On the right panel of Fig.16, we see a similar potential pocket obtained, however, from a completely different approach. This is the well known double folding procedure. The effective force of Fayans [57] was employed which has sufficient repulsion at higher density to create the pocket at the interior. It would be interesting to establish a connection of the two approaches in the future.

I hope that with this short overview I was able to express my excitement about α cluster physics and that I am spurring further theoretical and experimental studies.

Acknowledgements

This short summary of recent advances in nuclear cluster physics is based on intense work over the last two decades. This route was made together in close collaboration with my colleagues, Y. Funaki, H. Horiuchi, G. Röpke, A. Tohsaki, T. Yamada. This contribution could not have been written without their constant help and input over the years. This is gratefully acknowledged. More recently, I had the privilege to also work with M. Lyu, Z. Ren, C. Xu, Bo Zhou, Qing Zhao, all scientist from China. Their collaboration is very much appreciated. Many thanks also to Takashi Abe for a very careful reading of the manuscript and for providing Fig.7.

REFERENCES

- [1] L. R. Hafstad, E. Teller, Phys. Rev. **54**, 681 (1938).
- [2] H. Horiuchi, Progr. Theor. Phys. **51**, 1266 (1974); idem **53**, 447 (1975).
- [3] M. Kamimura, Nucl. Phys. A **351**, 456 (1981); Y. Fukushima, M. Kamimura, Supple. of J. Phys. Soc. Japan **44**, 225 (1978).
- [4] E. Uegaki, S. Okabe, Y. Abe, H. Tanaka, Progr. Theor. Phys. **57**, 1262 (1977); idem **59**, 1031 (1978).
- [5] A. Tohsaki, H. Horiuchi, P. Schuck, G. Röpke, Phys. Rev. Lett. **87**, 192501 (2001).
- [6] A. Tohsaki, H. Horiuchi, P. Schuck, G. Röpke, Rev. Mod. Phys. **89**, 011002 (2017); P. Schuck, Y. Funaki, H. Horiuchi, G. Röpke, A. Tohsaki, T. Yamada, Physica Scripta **91**, 123001 (2016); Y. Funaki, H. Horiuchi, A. Tohsaki, Progr. Part. Nucl. Phys. **82**, 78 (2015).
- [7] Y. Funaki, Phys. Rev. C **92**, 021302 (2015).
- [8] M. Kimura, arXiv; 1802.03523.
- [9] E. Epelbaum, H. Krebs, T. A. Lähde, D. Lee, U.-G. Meissner, Phys. Rev. Lett. **109**, 252501 (2012).
- [10] T. Otsuka and T. Abe, private communication.
- [11] T. Dytrych, K. D. Launey, J. P. Draayer, P. Maris, J. P. Vary, E. Saule, U. Catalyurek, M. Sosonkina, D. Langr, M. A. Caprio, Phys. Rev. Lett. **111**, 252501; G. K. Tobin, M. C. Ferriss, K. D. Launey, T. Dytrych, J. P. Draayer, A. C. Dreyfuss, C. Bahri, Phys. Rev. C **89**, 043312 (2014).
- [12] B. F. Bayman, A. Bohr, Nucl. Phys. **9**, 596 (1958/59).
- [13] T. Yamada, Y. Funaki, H. Horiuchi, K. Ikeda, A. Tohsaki, Progr. Theor. Phys. **120**, 1139 (2008).
- [14] A. Tohsaki, Phys. Rev. C **49**, 1814 (1994).
- [15] Y. Funaki, A. Tohsaki, H. Horiuchi, P. Schuck, G. Röpke, Phys. Rev. C **67**, 051306(R) (2003).
- [16] Y. Funaki, A. Tohsaki, H. Horiuchi, P. Schuck, G. Röpke, Eur. Phys. J. **28**, 259 (2006).
- [17] J. Carlson, S. Gandolfi, F. Pederiva, S. C. Pieper, R. Schiavilla, K. E. Schmidt, R. B. Wiringa, Rev. Mod. Phys. **87**, 1067 (2015).
- [18] M. Chernykh, H. Feldmeier, P. von Neumann-Cosel, A. Richter, Phys. Rev. Lett. **98**, 032501 (2007).
- [19] T. Suhara, Y. Kanada-En'yo, Progr. Theor. Phys. **117**, 655 (2007).
- [20] M. Matsumara, Y. Suzuki, Nucl. Phys. A **739**, 238 (2004).
- [21] T. Yamada, P. Schuck, Eur. Phys. J. A **26**, 185 (2005).
- [22] S. Saito, Progr. Theor. Phys. **40**, 893 (1968); idem **41**, 705 (1969).
- [23] S. Ishikawa, Phys. Rev. C **90**, 061601(R) (2014).
- [24] S. Ishikawa, private communication.
- [25] H. Zheng, A. Bonasera, M. Huang, S. Zhang, Phys. Lett. B **779**, 460 (2018).
- [26] M. Freer *et al.* Phys. Rev. C **49**, 1751(R) (1994); O. S. Kirsebom *et al.*, Phys. Rev. Lett. **108**, 202501 (2012); D. Dell'Aquila *et al.*, Phys. Rev. Lett. **119**, 132501 (2017); J. E. Bishop *et al.*, Phys. Rev. Lett. **119**, 132502 (2017).
- [27] C. Kurokawa, K. Kato, Phys. Rev. C **71**, 021301(R) (2005); Nucl. Phys. A **792**, 87 (2007).
- [28] Bo Zhou, A. Tohsaki, H. Horiuchi, Z. ren, Phys. Rev. C **94**, 044319 (2016).
- [29] L. W. Clark, A. Gaj, Lei Feng, Cheng Chin, arXiv:1706.05560.
- [30] Bo Zhou, Y. Funaki, A. Tohsaki, H. Horiuchi, Z. Ren, Prog. Theor. Exp. Phys. **2014**, 101D01 (2014).
- [31] M. Kimura, private communication and to be published.
- [32] D. J. Marin-Lambarri, R. Bijker, M. Freer, M. Gai, Tz. Kokalowa, D. J. Parker, C. Weldon, Phys. Rev. Lett. **113**, 012502 (2014).
- [33] P. O. Hess, Eur. Phys. J. A **54:32** (2018).
- [34] J. Cseh, Trencsenyi, arXiv: 1604.03123.
- [35] T. Suhara, Y. Kanada-En'yo, Progr. Theor. Phys. **123**, 303 (2010).
- [36] A. A. Ogloblin *et al.* Phys. Rev. C **84**, 054601 (2011).
- [37] M. Ito, M. Nakao, EPJ Web of Conferences **163**, 00026 (2017).
- [38] M. Itoh *et al.*, Phys. Rev. C **84**, 054308 (2011).
- [39] W. R. Zimmerman *et al.*, Phys. Rev. Lett. **110**, 152502 (2013).
- [40] Y. Funaki, T. Yamada, H. Horiuchi, G. Röpke, P. Schuck, A. Tohsaki, Phys. Rev. Lett. **101**, 082502 (2008).
- [41] K. C. W. Li *et al.*, Phys. Rev. C **95**, 031302(R) (2017).
- [42] M. Barbui *et al.*, Phys. Rev. C **98**, 044601 (2018).
- [43] M. Freer *et al.*, Phys. Rev. C **51**, 1682; M. Freer *et al.*, Phys. Rev. C **70**, 064311 (2004).
- [44] P. Nozières, P. Saint James, J. Physique **43**, 1133 (1982).

- [45] Y. Funaki, Phys. Rev. C **97**, 021304(R) (2018).
- [46] If the α gas nature of the 1_1^- state in ^{12}C is confirmed, see Fig. 4, then the state where an α orbits around this state, i.e., the 5th 0^+ state, could also be an α gas state.
- [47] T. Yamada, Y. Funaki, T. Myo, H. Horiuchi, K. Ikeda, G. Röpke, P. Schuck, A. Tohsaki, Phys. Rev. C **85**, 034315 (2012).
- [48] T. Yamada, Y. Funaki, Phys. Rev. C **92**, 034326 (2015).
- [49] M. Lyu, Z. Ren, H. Horiuchi, B. Zhou, Y. Funaki, G. Röpke, P. Schuck, A. Tohsaki, Ch. Xu, T. Yamada, arXiv:1706.06538.
- [50] Qing Zhao *et al.*, arXiv:1801.05964.
- [51] J. P. Ebran *et al.*, to be published.
- [52] J.-P. Ebran, E. Khan, T. Niksic, D. Vretenar, Phys. Rev. C **87**, 044307 (2013).
- [53] T. Sogo, G. Röpke, P. Schuck, Phys. Rev. C **81**, 064310 (2010).
- [54] M. Beyer, S. A. Sofianos, C. Kuhrt, G. Röpke, P. Schuck, Phys. Lett. B **488**, 247 (2000); M. Beyer, S. Strauss, P. Schuck, Eur. Phys. J. A **22**, 261 (2004).
- [55] C. Xu, G. Röpke, P. Schuck, Z. Ren, Y. Funaki, H. Horiuchi, A. Tohsaki, T. Yamada, B. Zhou, Phys. Rev. C **95**, 061306 (2017).
- [56] G. Adamian, N. V. Antonenko, H. lenske, S. V. Tolokonnikov, E. E. Saperstein, Phys. Rev. C **94**, 054309 (2016).
- [57] S. A. Fayans, JETP Lett. **68**, 169 (1998).