

THE ORIGIN OF HIGH VELOCITY STARS FROM GAIA AND LAMOST

CUIHUA DU¹, HEFAN LI², HEIDI JO NEWBERG³, YUQIN CHEN^{4,1}, JIANRONG SHI^{4,1}, ZHENYU WU^{4,1}, JUN MA^{4,1}

¹College of Astronomy and Space Sciences, University of Chinese Academy of Sciences, Beijing 100049, China; ducuihua@ucas.ac.cn

²School of Physical Sciences, University of Chinese Academy of Sciences, Beijing 100049, China

³Department of Physics, Applied Physics and Astronomy, Rensselaer Polytechnic Institute, Troy, NY 12180, USA, newbeh@rpi.edu

⁴Key Laboratory of Optical Astronomy, National Astronomical Observatories, Chinese Academy of Sciences, Beijing 100012, China

Draft version July 10, 2021

ABSTRACT

Based on the second Gaia data (Gaia DR2) and spectroscopy from the LAMOST Data Release 5, we defined the high-velocity (HiVel) stars sample as those stars with $v_{gc} > 0.85v_{esc}$, and derived the final sample of 24 HiVel stars with stellar astrometric parameters and radial velocities. Most of the HiVel stars are metal-poor and α -enhanced. In order to further explore the origin of these HiVel stars, we traced the backwards orbits of each HiVel star in the Galactic potential to derive probability parameters which are used to classify these HiVel stars. Of these, 5 stars are from the tidal debris of disrupted dwarf galaxy and 19 stars are runaway-star candidates which originate from the stellar disk.

Subject headings: Galaxy:abundance-Galaxy:center-Galaxy:kinematics and dynamics

1. INTRODUCTION

High-velocity (HiVel) stars move sufficiently fast so that they could escape the gravitational potential of the Galaxy. With the development of large spectroscopic surveys such as SDSS, RAVE, LAMOST and Gaia, a large number of high velocity candidates have been reported (e.g., Brown et al. 2006, 2009, 2012, 2014; Li et al. 2012, 2018; Zheng et al. 2014; Zhong et al. 2014; Geier et al. 2015; Zhang et al. 2016; Huang et al. 2017; Du et al. 2018; Marchetti et al. 2018; Bromley et al. 2018). HiVel stars are intriguing because they not only flag the presence of extreme dynamical and astrophysics processes, but also can be used as dynamical traces of integral properties of the Galaxy. In particular, the origin of HiVel stars can provide useful information about the environments from which they are produced. In general, there are three subclasses for HiVel stars and they have different origin. First of all, the fastest stars in our Galaxy are hypervelocity stars (HVSs), which have extreme velocities above the escape speed of the Milky Way. HVSs can obtain their large velocity from a number of different processes. Hills (1988) first theoretically predicted the formation of HVSs via three-body interactions between a binary star system and the massive black hole (MBH) in the Galactic Center (GC). Other possible alternative mechanisms also include the interaction between single stars and a hypothetical binary MBH (Yu & Tremaine 2003; Sesana et al. 2006, 2007; Merritt 2006), the interaction between a globular cluster with a single or a binary MBH in the GC (e.g., Capuzzo & Fragione 2015; Fragione & Capuzzo-Dolcetta 2016). Since the first HVS was discovered by Brown et al. (2005), almost two dozen unbound HVSs of late B type with masses between 2.5 and 4 M_{\odot} (Brown et al. 2014; Zheng et al. 2014; Geier et al. 2015; Huang et al. 2017) have been found from systematic searches. Besides the unbound population of HVSs, all mechanisms mentioned above also predicted a population of bound HVSs (Bromley et al. 2009). For example, Brown et al. (2014) identified 16 such stars whose Galactic rest-frame velocities exceed 275 kms^{-1} .

“Runaway stars” are another subclass of high velocity stars and were first introduced as O and B type stars by Blaauw (1961). Runaway stars are thought to have formed in the disk

and ejected into the halo. These stars can provide important connection between star formation in the Galactic disk and halo. In general, runaway stars can be produced through two main formation mechanisms, i.e. (1) supernova explosions in stellar binary systems (e.g. Blaauw 1961; Portegies 2000; Gvaramadze et al. 2009; Wang et al. 2013) and (2) dynamical encounters due to multi-body encounter in dense stellar systems (e.g., Bromley et al. 2009; Gvaramadze et al. 2009). Both mechanisms can produce both low-mass and high-mass runaway stars. But majority of runaway stars in the literature are high-mass O and B type stars with ejection velocities less than 200 kms^{-1} (Perets & Šubr 2012). Recent results show it is possible for low-mass G/K type stars with ejection velocities up to $\sim 1300 \text{kms}^{-1}$ (Tauris 2015). Besides the two classes HiVel stars mentioned above, there also exists fast halo stars from the tidal debris of an accreted and disrupted dwarf galaxy (Abadi et al. 2009; Teyssier et al. 2009).

In order to distinguish between the scenarios, recent studies have used the chemical and kinematic information to determine the origin of HiVel stars (e.g., Hawkins et al. 2015; Li et al. 2012; Geier et al. 2015; Marchetti et al. 2018). For example, if HiVel stars are more metal-rich ($[\text{Fe}/\text{H}] > -0.5$) than expected for the inner halo, and the $[\alpha/\text{Fe}]$ measurements are consistent with those of disk stars, it may suggest that these metal-rich HiVel stars formed in the disk and were subsequently dynamically ejected into the halo (Bromley et al. 2009; Purcell et al. 2010; Hawkins et al. 2015). The kinematic studies need to use accurate proper motions and parallaxes to calculate trajectories with sufficiently small uncertainties. The second Gaia data release of Gaia survey (Gaia Collaboration 2018) provide an unprecedented sample of precisely and accurately measured source.

In this letter, we use Gaia proper motions (Gaia Collaboration, et al. 2016a,b) and radial velocities combined with radial velocities and metallicities derived from LAMOST stellar spectra (Zhao et al. 2012) to study the origin of HiVel stars. In Section 2, we briefly describe the data and target selection. In Section 3, we identify these HiVel stars and explore their origin, including an analysis of the chemical abundances and orbital properties. The conclusions and summary are given in

Section 4.

2. DATA AND TARGET SELECTION

2.1. Data

The second Gaia data (Gaia DR2) includes high-precision measurements of nearly 1.7 billion stars (Gaia Collaboration 2018). As well as positions, the data include astrometry, photometry, radial velocities, and information on astrophysical parameters and variability, for sources brighter than magnitude 21. This data set contains parallaxes, and mean proper motions for about 1.3 billion of the brightest stars. Radial velocity measurements rv_G for a subset of 7,224,631 stars are included in the Gaia DR2 with an effective temperature from 3550 to 6990 K, and the typical uncertainties are a few hundreds of m/s at the bright end of Gaia G magnitude and, a few km/s at the faint end. In the following we will focus on the subsample of stars.

The Large Sky Area Multi-object Fiber Spectroscopic Telescope (LAMOST) is a 4 meter quasi-meridian reflective Schmidt telescope, which is equipped with 4000 fibers within a field of view of 5° . The LAMOST spectrograph has a resolution of $R \sim 1,800$ and wavelength range spanning $3,700 \text{ \AA}$ to $9,000 \text{ \AA}$ (Cui et al. 2012). The survey reaches a limiting magnitude of $r = 17.8$ (where r denotes magnitude in the SDSS r -band), but most targets are brighter than $r \sim 17$. The LAMOST Stellar Parameter Pipeline (Wu et al. 2011; Luo et al. 2015) estimates parameters, including radial velocity, effective temperature, surface gravity and metallicity ([Fe/H]) from LAMOST spectra. The accuracies in measuring radial velocity (rv_L) and [Fe/H] at $R = 1800$ are expected to be 7 km/s and 0.1 dex, respectively (Deng et al. 2012; Zhao et al. 2012). The LAMOST Stellar Parameter Pipeline at Peking University [LSP3] (Xiang et al. 2015, 2017) gives α -element to iron abundance ratio $[\alpha/\text{Fe}]$. In total, there are over 5 million stars in the A, F, G and K type star catalog.

From the quasars and validation solutions, Lindgren et al. (2018) estimated that systematics in the parallaxes depending on position, magnitude, and color are generally below 0.1 mas, but the parallaxes are on the whole too small by about 0.029 mas. The radial velocity zero-points (RVZPs) of large-scale stellar spectroscopic surveys need to be determined and corrected for further studies. Huang et al. (2018) presented a new catalogue of 18,080 radial velocity standard stars selected from the APOGEE data. To determine the RVZP of LAMOST measurements, we cross-match the APOGEE radial velocity (RV) standard stars with the LAMOST DR5 catalogue and obtain 3,580 common stars of LAMOST spectral SNR greater than 20. The stars yield a mean difference $\Delta rv = -4.70$ km/s and a standard deviation s.d. = 4.45 km/s. We also cross-match the APOGEE RV standard stars with Gaia DR2 and obtain 8,786 common stars. The mean difference found by these stars is $\Delta rv = 0.47$ km/s, with a standard deviation s.d. = 1.40 km/s. We calibrate the parallax and radial velocity measurements with determined offsets in the following study.

2.2. HiVel Candidate Selection

Our initial sample was obtained by cross-matching between the Gaia and LAMOST catalogs based on stellar position. We first select those stars with signal-to-noise ratio (SNR) ≥ 20 . In order to ensure the reliable radial velocity, we also use the selection criterion $|rv_G - rv_L| \leq 10$ km/s. We adopt the

weighted means for radial velocity and its error:

$$rv = \frac{rv_G \sigma_L^2 + rv_L \sigma_G^2}{\sigma_G^2 + \sigma_L^2}, \quad \sigma_{rv}^2 = \frac{\sigma_L^2 \sigma_G^2}{\sigma_G^2 + \sigma_L^2}$$

where G and L represent Gaia and LAMOST.

Adopting the method from Luri et al. (2018), we use Bayesian analysis to determine the distance and velocity of the stars. We adopt the exponentially decreasing space density prior in distance d (Bailer-Jones et al. 2018):

$$P(d | L) \propto d^2 \exp(-d/L)$$

and assume uniform priors on v_{ra}, v_{dec}, v_r . So we can express the posterior distribution:

$$P(\theta | \mathbf{x}) \propto \exp[-\frac{1}{2}(\mathbf{x} - \mathbf{m}(\theta))^T C_x^{-1}(\mathbf{x} - \mathbf{m}(\theta))] P(d | L)$$

where $\theta = (d, v_{ra}, v_{dec}, v_r)^T$, $\mathbf{x} = (\varpi, \mu_{\alpha^*}, \mu_{\delta}, rv)^T$, $\mathbf{m} = (1/d, v_{ra}/kd, v_{dec}/kd, v_r)^T$, $k = 4.74$ and C_x^{-1} is covariance matrix. The positions and velocities are derived from the most probable value of d, v_{ra}, v_{dec}, v_r .

Total velocities in the Galactic rest frame are computed correcting radial velocities and proper motions for the solar and the local standard of rest motion. Here, the distance of the Sun from the Galactic center $R_\odot = 8.2$ kpc, and the Sun has an offset from the local disk $z_\odot = 25$ pc (Bland-Hawthorn & Gerhard 2016). We calculate each star's Galactic space-velocity components, U , V and W , from its tangential velocities, distance, and radial velocity (Johnson & Soderblom 1987). We assume the LSR velocity is $V_{\text{LSR}} = 232.8$ km/s in the direction of rotation (McMillan 2017) and the solar peculiar motion $(U, V, W) = (10., 11., 7.)$ km/s (Tian et al. 2015; Bland-Hawthorn & Gerhard 2016) relative to the local standard of rest (LSR). The median escape speed v_{esc} can be derived from Williams et al. (2017). Applying the criterions mentioned above and further constrain on the total velocity $v_{\text{gc}} > 0.85v_{\text{esc}}$, we obtain 37 candidates of HiVel stars.

Then we use Markov chain Monte Carlo (MCMC) sampler EMCEE to estimate error of these stars. We use 20 walkers and sample for 200 iterations. We run 1000 burn-in steps to let the walkers find starting point. In order to filter out the

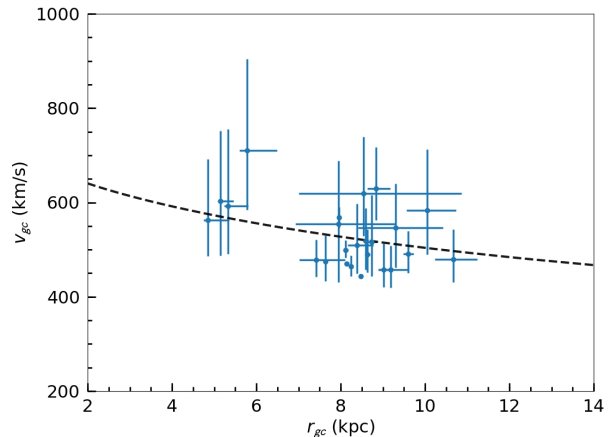


FIG. 1.— Total velocity in the Galactic rest-frame v_{gc} as a function of Galactocentric distance r_{gc} for 24 HiVel stars. The black dashed line is the median escape speed from Williams et al. (2017) and the blue dot represent the HiVel stars sample.

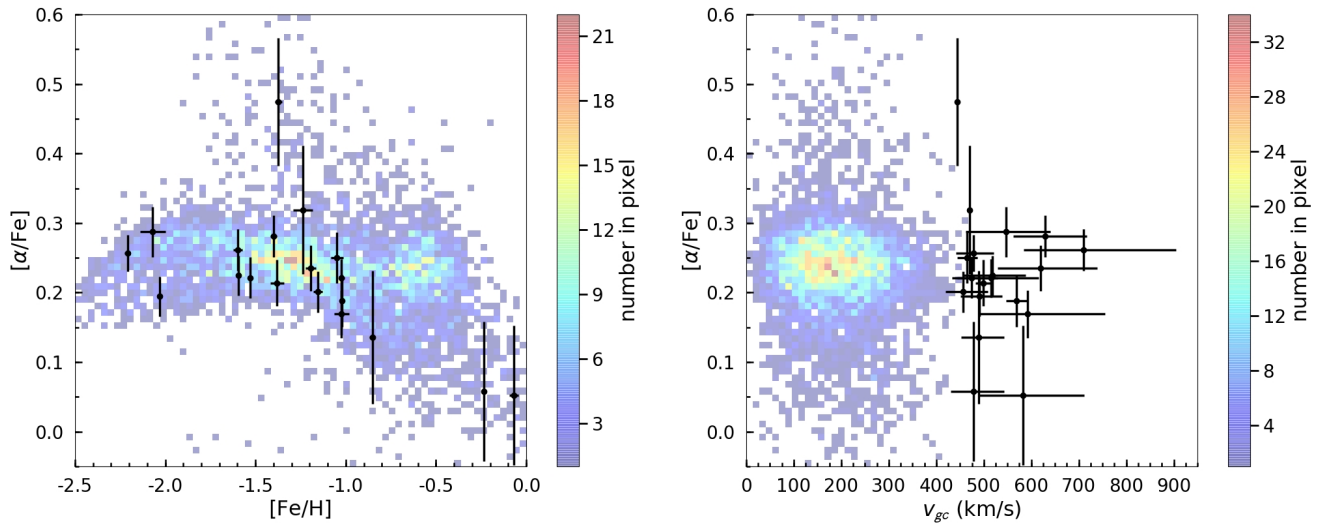


FIG. 2.— Left panel: Chemical abundance distribution $[\alpha/\text{Fe}]$ vs. $[\text{Fe}/\text{H}]$ of 24 HiVel stars. Right panel: Chemical abundance distribution $[\alpha/\text{Fe}]$ vs. v_{gc} . The black points represent the HiVel stars. The halo stars that selected by Toomre Diagram are shown as background for comparison and the color coding corresponds to the number of halo stars in each pixel.

uncertain candidates, we remove stars with $\sigma_{v_{\text{gc}}}/v_{\text{gc}} < 0.3$ and $\sigma_{r_{\text{gc}}} < 2$ kpc. Finally, we get 24 HiVel stars sample.

Figure 1 shows the total velocity in the Galactic rest-frame v_{gc} as a function of Galactocentric distance r_{gc} for 24 HiVel stars. Most of our high velocity stars lie in the inner region of the Galaxy. The catalog of 24 HiVel stars is given in the Appendix.

3. CHEMICAL ABUNDANCES AND ORBITS OF HIVELE STARS

The distribution in $[\alpha/\text{Fe}]$ space also provides valuable information on the timescales and intensities of star formation in the populations involved. The study by Nissen & Schuster (2010) proposed that the high- α stars may have been born in the disk or bulge of the Milky way and heated to halo kinematics by merging satellite galaxies or else were simply members of the early generations of halo stars born during the collapse of a proto-Galactic gas cloud, while the low- α stars may have been accreted from dwarf galaxies. Therefore, the abundance space of $[\alpha/\text{Fe}]$ versus $[\text{Fe}/\text{H}]$ is particularly useful in tracing the origin of individual stars (Lee et al. 2015). Figure 2 shows the chemical abundance distribution $[\alpha/\text{Fe}]$ versus $[\text{Fe}/\text{H}]$ and $[\alpha/\text{Fe}]$ versus v_{gc} for some HiVel stars. For comparison, we also add the halo stars as background in the figure. The halo stars are defined as having $|v_{\text{gc}} - v_{\text{LSR}}| > 232.8$ km/s, where $v_{\text{LSR}} = (0, 232.8, 0)$ km/s in the Galactocentric Cartesian coordinates. We can see from Figure 2 that most of our HiVel stars are metal-poor and slightly α -enriched, with a mean α -abundance of $[\alpha/\text{Fe}] = +0.22$ dex, which is consistent with the result of Hawkins et al. (2015), with a mean α -abundance of $[\alpha/\text{Fe}] = +0.24$ dex. It shows some HiVel stars could have originated from the Galactic center or disk, while some from dwarf galaxies. For example, GLHV-8 has high $[\text{Fe}/\text{H}] = -0.24$ and low $[\alpha/\text{Fe}] = 0.06$. It seems like coming from thick disk. The large dispersion in the $[\alpha/\text{Fe}]$ could result from the uncertainty of the individual $[\alpha/\text{Fe}]$ estimates. The large uncertainty in the $[\alpha/\text{Fe}]$ estimates, is a result of the relatively low resolution of LAMOST spectra. We are looking forward to high resolution spectra of these stars in the future.

To get some hints on the ejection location of our HiVel stars,

we study their orbital properties by adopting a Galaxy potential model provided in McMillan (2017). This model includes components that represent the contribution of the cold gas discs near the Galactic plane, as well as thin and thick stellar discs, a bulge component and a dark-matter halo. For each star, we use 4000 MCMC realizations discussed in Sect. 2.2. We integrate each orbit back in a total time of 2 Gyr, starting with the current position of each star. If a star reaches the maximum potential point Φ_{max} in 2 Gyr, we will call it unbound. The orbit will be cut off at that point to ensure its reliability and we can get the probability of a star being unbound P_{ub} .

As an example, Figure 3 gives the derived backward orbits for three subclasses HiVel stars, integrated back 2 Gyr. The red dot represents the present position, and the black dot represents the Galactic Center.

TABLE 1 The probability of stars are used as the classified criteria of HiVel stars

Class	P_{gc}	P_{MW}	P_{ub}
HVS candidates	> 0.16	-	-
OUT candidates	< 0.16	> 0.5	-
HRS candidates	< 0.16	< 0.5	> 0.5
RS candidates	< 0.16	< 0.5	< 0.5

Adopting the method from Marchetti et al. (2018), we could derive the position of a star crossing the disk and calculate the distance from the Galactic center to the crossing point. The minimum value of the distance is called $R_{\text{min}, 2\text{Gyr}}$. Some stars' velocities are slightly smaller than v_{esc} , maybe 2 Gyr could not be enough for them to cross the disk. So we increase the trace-back time to 5 Gyr and get the minimum crossing radius $R_{\text{min}, 5\text{Gyr}}$ just like above. Then we can get the probability P_{gc} that $R_{\text{min}, 2\text{Gyr}} < 1$ kpc and P_{MW} that $R_{\text{min}, 5\text{Gyr}} < 25$ kpc (Xu et al. 2015). They measure the probability that stars are derived from the Galactic center and the classified criteria are shown in Table 1. Here, ‘‘HVS’’ represent the fastest stars in the Galaxy which are hypervelocity stars (HVS); ‘‘OUT’’ represent fast halo stars from the tidal debris of dwarf galaxy;

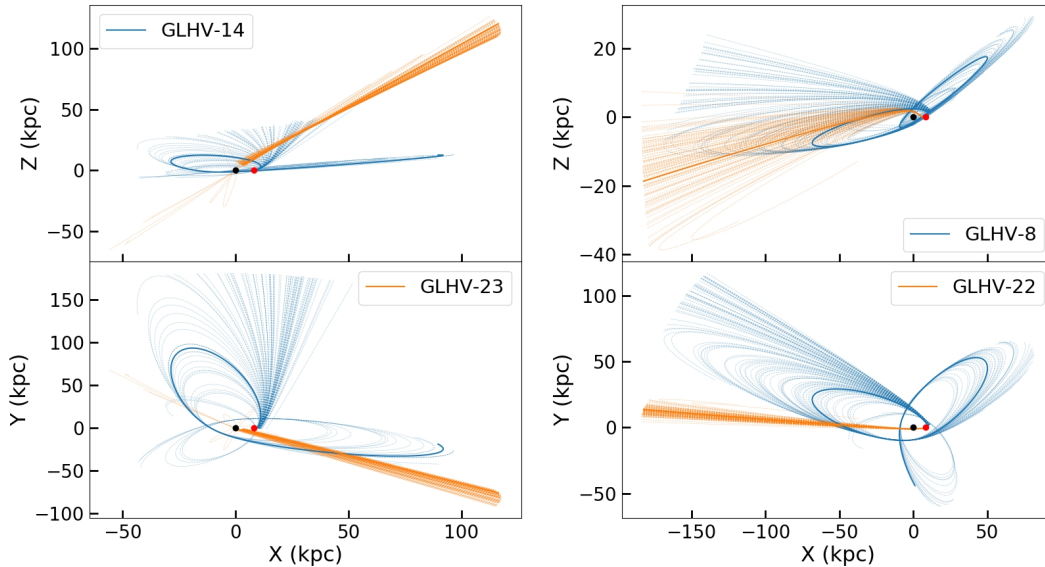


FIG. 3.— 2 Gyr backwards orbit of the some represented HiVel stars in XYZ Galactocentric Coordinates. The red dot represents the Sun and the black dot represents the Galactic Center. The thin lines show 100 orbits drawn at random from the uncertainties in the positions and velocities of each HiVel star, showing the uncertainty in the orbits.

“HRS” represent hyper-runaway star candidates; “RS” represent the runaway stars.

As seen in Figure 3, the left two panel represent “OUT” candidate which is from the tidal debris of dwarf galaxy and the right two panel represent runaway stars and hyper-runaway stars which are thought to have formed in the disk and ejected into the halo.

4. CONCLUSIONS AND SUMMARY

Based on the second Gaia data combined with observations from ground-based spectroscopic survey LAMOST DR5, we cross-matched the initial sample and defined our HiVel star sample as those stars with $v_{gc} > 0.85v_{esc}$, and derived final sample of 24 HiVels with reliable astrometric parameters and radial velocities. We studied the metallicity and $[\alpha/Fe]$ distribution of our HiVel stars. While most of the HiVel stars are metal-poor and α -enhanced. It shows some HiVel stars could have originated from the Galactic center or disk, while some from dwarf galaxies. To further understand the origin of HiVel stars, we traced the backwards orbits of each star in the Galactic potential to derive probability parameters which are used to classify these HiVel stars. According to the classified criteria, 5 stars are from the tidal debris of accreted and disrupted dwarf galaxy, 19 stars are runaway stars candidates which originate from the disk of the Galaxy and 6 of them are HRS candidates. There are two stars with high metallicity and low $[\alpha/Fe]$. One of them are “OUT” stars, which could from the dwarf galaxy. The other is “RS” star, it is similar to thick disk star according to its orbit.

ACKNOWLEDGEMENTS

We thank especially the referee for insightful comments and suggestions, which have improved the paper significantly.

REFERENCES

- Abadi, M.G., Navarro, J.F., Steinmetz, M., 2009, ApJL, 691, L63
 Bailer-Jones, C. A. L., Rybizki, J., Foesneau, M., et al., 2018, AJ, 156, 58
 Blaauw, A. 1961, BAN, 15, 265
 Bland-Hawthorn, J., Gerhard, O., 2016, ARA&A, 54, 529
 Bromley, B.C., Kenyon, S.J., Brown, W.R., Geller, M. J., 2009, ApJ, 706, 925

This work was supported by joint funding for Astronomy by the National Natural Science Foundation of China and the Chinese Academy of Science, under Grants U1231113. This work was also by supported by the Special funds of cooperation between the Institute and the University of the Chinese Academy of Sciences, and China Scholarship Council (CSC). In addition, this work was supported by the National Natural Foundation of China (NSFC No.11625313 and No.11573035). HJN acknowledges funding from NSF grant AST 16-15688. Funding for SDSS-III has been provided by the Alfred P. Sloan Foundation, the Participating Institutions, the National Science Foundation, and the U.S. Department of Energy Office of Science. This project was developed in part at the 2016 NYC Gaia Sprint, hosted by the Center for Computational Astrophysics at the Simons Foundation in New York City. The Guoshoujing Telescope (the Large Sky Area Multi-Object Fiber Spectroscopic Telescope, LAMOST) is a National Major Scientific Project built by the Chinese Academy of Sciences. Funding for the project has been provided by the National Development and Reform Commission. LAMOST is operated and managed by the National Astronomical Observatories, Chinese Academy of Sciences. This work has made use of data from the European Space Agency (ESA) mission Gaia (<http://www.cosmos.esa.int/gaia>), processed by the Gaia Data Processing and Analysis Consortium (DPAC, <http://www.cosmos.esa.int/web/gaia/dpac/consortium>). Funding for DPAC has been provided by national institutions, in particular the institutions participating in the Gaia Multilateral Agreement.

- Bromley, B.C., Kenyon, S.J., Brown, W.R., Geller, M. J. .2018, 868, 25
 Brown, W.R., Geller, M.J., Kenyon, S.J., & Kurtz, M. J. 2005, ApJL, 622, L33
 Brown, W.R., Geller, M.J., Kenyon, S.J., & Kurtz, M. J. 2006, ApJ, 647,303
 Brown, W.R., Geller, M.J., & Kenyon, S.J. 2009, ApJ, 690, 1639
 Brown, W.R., Geller, M.J., & Kenyon, S.J. 2012, ApJ, 751, 55
 Brown, W.R., Geller, M. J., & Kenyon, S.J. 2014, ApJ, 787, 89
 Capuzzo-Dolcetta, R., Fragione, G., 2015, MNRAS, 454, 2677
 Cui, X.Q., Zhao, Y. H., Chu, Y. Q., et al. 2012, RAA, 12, 1197
 Deng, L. C., Newberg, H. J., Liu, C., et al. 2012, RAA, 12, 735
 Du,C.H., Li, H.F., Liu S., Donlon, T., Newberg, H.J., 2018, ApJ, 863, 87
 Fragione, G., Capuzzo-Dolcetta, R. 2016, MNRAS, 458, 2596
 Gaia Collaboration, Brown, A. G. A., Vallenari, A., et al. 2016a, A&A, 595, A2
 Gaia Collaboration, Prusti, T., de Bruijne, J. H. J., et al. 2016b, A&A, 595, A1
 Gaia Collaboration, (Brown, A. G. A., et al.) 2018, A&A, arXiv:1804.09365
 Geier, S., Fürst, F., Ziegerer, E., et al. 2015, Science, 347, 1126
 Gvaramadze, V. V., Gualandris, A., Portegies, Zwart S., 2009, MNRAS, 396, 570
 Hawkins, K., Kordopatis, G., Gilmore, G., Masseron, T., et al. 2015, MNRAS, 447, 2046
 Hills, J.G., 1988, Nature, 331, 687
 Huang, Y., Liu, X.-W., Chen, B.-Q., et al. 2018, AJ, 156, 90
 Huang, Y., Liu, X.-W., Zhang, H.W., et al. 2017, ApJ, 847, 9
 Johnson, D.R.H., & Soderblom D.R., 1987, AJ, 93, 864
 Lee, D.M., Johnson, K.V., Sen, B., & Jessop, W., 2015, ApJ, 802,48
 Li, Y.B., Luo, A.L., Zhao, G., et al. 2012, ApJL, 744, L24
 Li, Y.B., Luo, A.L., Zhao, G., et al. 2018, AJ
 Lindgren, L., Hernández, J., Bombrun, A., et al. 2018, AJ, 616, A2
 Luo, A.L., Zhao, Y. H., Zhao, G., et al. 2015, RAA, 15, 1095
 Luri, X., Brown, A. G. A., Sarro, L. M., et al. 2018, A&A, 616, A9
 Marchetti, T., Rossi, E.M. and Brown, A.G.A. 2018, 1804, arXiv:1804.10607v1
 McMillan, P. J. 2017, MNRAS, 465, 76
 Merritt, D. 2006, ApJ, 648, 976
 Nissen, P.E., & Schuster, W.J., 2010, A&A, 511, L10
 Perets, H. B., & Šubr, L., 2012, ApJ, 751, 133
 Portegies, Zwart S. F., 2000, ApJ, 544, 437
 Purcell, C. W., Bullock, J. S., & Kazantzidis S. 2010, MNRAS, 404, 1711
 Sesana, A., Haardt, F., & Madau, P. 2006, ApJ, 651, 392
 Sesana, A., Haardt, F., & Madau, P. 2007, MNRAS, 379, L45
 Tauris, T.M., 2015, MNRAS Lett., 448, L6
 Teyssier, M., Johnston, K. V., & Shara, M. M. 2009, ApJL, 707, L22
 Tian, H.J., Liu, C., Carlin, J. L., et al. 2015, ApJ, 809, 145
 Wang, B., Justham, S., & Han, Z. 2013, A&A, 559, A94
 Williams, A. A., Belokurov, V., Casey, A. R., Evans, N. W., 2017, MNRAS, 468, 2359
 Wu, Y., Luo, A.-L., Li, H.-N., et al. 2011, RAA, 11, 924
 Xiang, M.S., Liu, X.W., et al. 2015, MNRAS, 448, 822
 Xiang, M.S. , Liu, X.W., et al. 2017, MNRAS, 467, 1890
 Xu, Y., Newberg, H. J., Carlin, J. L., et al. 2015, ApJ, 801, 105
 Yu, Q., & Tremaine, S., 2003, ApJ, 599, 1129
 Zhao, G., Zhao, Y. H., Chu, Y. Q., et al. 2012, Res. Astron. Astrophys., 12, 723
 Zhang, Y.Q., Smith, M.C., Carlin, J. L., 2016, ApJ, 832, 10
 Zheng, Z., Carlin, J. L., Beers, T. C., et al. 2014, ApJL, 785, 23
 Zhong, J., Chen, L., Liu, C., et al. 2014, ApJL, 789, L2

APPENDIX

TABLE 2 Atmospheric parameters and positions for 24 HiVel stars which is classified as three subclass

Notation	source-id	ra	dec	T _{eff}	log(g)	[Fe/H]	[α /Fe]
		(deg)	(deg)	(K)	(dex)	(dex)	(dex)
OUT candidates							
GLHV-9	4554190291969378048	263.38934	20.32675	4502	0.95	-2.12 ± 0.02	-
GLHV-14	1002667880552099328	106.79127	59.57526	5309	3.81	-0.07 ± 0.03	0.05 ± 0.1
GLHV-19	3905884598043829504	181.25391	9.45570	5062	2.47	-1.59 ± 0.01	0.22 ± 0.03
GLHV-20	4586965565362654464	278.93102	27.96378	4437	0.78	-2.07 ± 0.07	0.29 ± 0.04
GLHV-23	4450458649852400640	242.69749	7.16000	4752	1.70	-1.6 ± 0.02	0.26 ± 0.03
HRS candidates							
GLHV-12	4443717204762199552	256.21663	9.35535	4389	1.26	-1.02 ± 0.04	0.17 ± 0.03
GLHV-13	4015088951907615744	185.47443	31.07946	5765	3.39	-1.02 ± 0.02	0.22 ± 0.03
GLHV-16	4491237203962217088	259.88425	8.67324	4710	1.53	-1.75 ± 0.03	-
GLHV-21	4443836776652403072	257.86499	10.21303	4469	1.31	-1.19 ± 0.03	0.24 ± 0.03
GLHV-22	2629296824480015744	335.83338	-2.51967	5212	3.18	-1.02 ± 0.01	0.19 ± 0.04
GLHV-24	1383279090527227264	240.33735	41.16677	4803	1.89	-1.4 ± 0.02	0.28 ± 0.03
RS candidates							
GLHV-1	2503491051919554304	39.87357	3.10509	6236	4.16	-1.37 ± 0.02	0.47 ± 0.09
GLHV-2	1203885900077833984	237.11051	19.28888	4533	1.04	-2.21 ± 0.02	0.26 ± 0.03
GLHV-3	4485842140925368832	265.28990	6.23972	4149	0.62	-1.21 ± 0.05	-
GLHV-4	2106519830479009920	285.48442	45.97166	4468	1.33	-1.15 ± 0.02	0.2 ± 0.03
GLHV-5	1268023196461923712	225.78358	26.24632	4925	2.13	-1.53 ± 0.01	0.22 ± 0.03
GLHV-6	3784964943489710592	169.35630	-5.81538	4851	2.08	-1.14 ± 0.09	-
GLHV-7	1597988246569491968	233.62013	54.30564	5448	2.82	-1.05 ± 0.04	0.25 ± 0.04
GLHV-8	598766750854551168	131.80999	11.03167	6311	4.18	-0.24 ± 0.01	0.06 ± 0.1
GLHV-10	1255095276181144320	218.71274	25.16609	5439	4.50	-1.24 ± 0.05	0.32 ± 0.09
GLHV-11	330414789019026944	29.21933	36.66581	4976	2.15	-2.03 ± 0.01	0.19 ± 0.03
GLHV-15	1341901032000157056	258.13448	40.47352	4660	1.40	-2.04 ± 0.05	-
GLHV-17	1552278116525348096	204.66905	48.15653	5691	3.88	-0.85 ± 0.02	0.14 ± 0.1
GLHV-18	3736372993468775424	197.96401	11.28944	4946	2.21	-1.38 ± 0.04	0.21 ± 0.03

TABLE 3 Velocities and distances for 24 HiVel stars which is classified as three subclass

Notation	rv_L (km/s)	rv_G (km/s)	\overline{rv} (km/s)	d kpc	r_{gc} kpc	v_{gc} (km/s)	P_{MW}	P_{ub}
OUT candidates								
GLHV-9	-315 ± 6	-319 ± 1	-319 ± 1	$10.3^{+2.0}_{-1.9}$	$7.9^{+1.3}_{-1.0}$	554^{+134}_{-124}	0.42	0.58
GLHV-14	-65 ± 4	-64 ± 1	-64 ± 1	$2.1^{+0.8}_{-0.6}$	$10.1^{+0.7}_{-0.5}$	583^{+129}_{-93}	0.21	0.79
GLHV-19	148 ± 5	149 ± 1	149 ± 1	$2.5^{+0.2}_{-0.2}$	$8.6^{+0.1}_{-0.1}$	519^{+69}_{-61}	0.48	0.52
GLHV-20	-238 ± 10	-234 ± 4	-235 ± 4	$10.5^{+1.6}_{-1.4}$	$9.3^{+1.1}_{-0.9}$	547^{+93}_{-85}	0.36	0.64
GLHV-23	-120 ± 6	-120 ± 1	-120 ± 1	$7.5^{+1.8}_{-1.2}$	$5.8^{+0.7}_{-0.2}$	711^{+194}_{-127}	0.08	0.92
HRS candidates								
GLHV-12	-276 ± 4	-277 ± 0	-277 ± 0	$7.2^{+1.6}_{-1.1}$	$5.3^{+0.5}_{-0.1}$	593^{+163}_{-102}	1.00	0.62
GLHV-13	-56 ± 8	-55 ± 1	-55 ± 1	$2.1^{+0.4}_{-0.3}$	$8.7^{+0.1}_{-0.1}$	516^{+99}_{-72}	0.60	0.50
GLHV-16	-302 ± 6	-296 ± 2	-297 ± 1	$7.0^{+1.5}_{-1.2}$	$5.1^{+0.3}_{-0.1}$	603^{+149}_{-115}	1.00	0.63
GLHV-21	-184 ± 4	-182 ± 1	-183 ± 1	$13.0^{+2.8}_{-2.1}$	$8.5^{+2.3}_{-1.5}$	619^{+120}_{-90}	1.00	0.84
GLHV-22	-215 ± 5	-220 ± 4	-218 ± 3	$0.9^{+0.0}_{-0.0}$	$8.0^{+0.0}_{-0.0}$	568^{+22}_{-22}	1.00	0.98
GLHV-24	-179 ± 5	-181 ± 2	-181 ± 2	$6.2^{+0.7}_{-0.5}$	$8.8^{+0.3}_{-0.2}$	629^{+88}_{-66}	1.00	0.96
RS candidates								
GLHV-1	361 ± 10	363 ± 1	363 ± 1	$0.4^{+0.0}_{-0.0}$	$8.5^{+0.0}_{-0.0}$	444^{+4}_{-4}	1.00	0.00
GLHV-2	-255 ± 6	-246 ± 2	-246 ± 2	$7.6^{+1.4}_{-1.3}$	$7.4^{+0.7}_{-0.4}$	479^{+42}_{-37}	0.81	0.19
GLHV-3	-17 ± 4	-8 ± 1	-8 ± 1	$6.9^{+2.3}_{-1.3}$	$4.9^{+0.5}_{-0.1}$	563^{+129}_{-76}	1.00	0.48
GLHV-4	-215 ± 4	-213 ± 1	-213 ± 1	$6.4^{+0.8}_{-0.6}$	$9.2^{+0.4}_{-0.3}$	457^{+51}_{-38}	1.00	0.17
GLHV-5	-275 ± 5	-277 ± 2	-277 ± 2	$3.9^{+0.4}_{-0.3}$	$7.6^{+0.0}_{-0.0}$	474^{+56}_{-42}	1.00	0.18
GLHV-6	128 ± 7	126 ± 1	126 ± 1	$3.3^{+0.5}_{-0.3}$	$9.0^{+0.2}_{-0.1}$	457^{+55}_{-36}	0.97	0.18
GLHV-7	41 ± 8	40 ± 1	40 ± 1	$1.2^{+0.1}_{-0.0}$	$8.2^{+0.0}_{-0.0}$	464^{+23}_{-20}	1.00	0.01
GLHV-8	75 ± 5	72 ± 2	72 ± 2	$3.2^{+0.7}_{-0.5}$	$10.7^{+0.6}_{-0.4}$	479^{+64}_{-48}	0.61	0.39
GLHV-10	367 ± 8	367 ± 2	367 ± 1	$0.2^{+0.0}_{-0.0}$	$8.1^{+0.0}_{-0.0}$	470^{+1}_{-1}	1.00	0.00
GLHV-11	-127 ± 5	-121 ± 2	-122 ± 2	$1.9^{+0.2}_{-0.1}$	$9.6^{+0.1}_{-0.1}$	491^{+48}_{-41}	1.00	0.37
GLHV-15	-219 ± 11	-222 ± 2	-222 ± 2	$6.1^{+0.9}_{-0.6}$	$8.4^{+0.4}_{-0.2}$	509^{+88}_{-60}	1.00	0.47
GLHV-17	-85 ± 6	-84 ± 2	-84 ± 2	$2.1^{+0.2}_{-0.1}$	$8.6^{+0.1}_{-0.0}$	490^{+53}_{-38}	1.00	0.31
GLHV-18	380 ± 7	378 ± 1	378 ± 1	$3.2^{+0.3}_{-0.3}$	$8.1^{+0.1}_{-0.0}$	499^{+21}_{-15}	1.00	0.18