

Type I Abelian Higgs strings: evolution and Cosmic Microwave Background constraints

Mark Hindmarsh,^{1,2,*} Joanes Lizarraga,^{3,†} Jon Urrestilla,^{3,‡} David Daverio,^{4,§} and Martin Kunz^{5,¶}

¹*Department of Physics & Astronomy, University of Sussex, Brighton, BN1 9QH, United Kingdom*

²*Department of Physics and Helsinki Institute of Physics, PL 64, FI-00014 University of Helsinki, Finland*

³*Department of Theoretical Physics, University of the Basque Country UPV/EHU, 48080 Bilbao, Spain*

⁴*Centre for Theoretical Cosmology, Department of Applied Mathematics and Theoretical Physics, Wilberforce Road, Cambridge CB3 0WA, United Kingdom*

⁵*Département de Physique Théorique and Center for Astroparticle Physics, Université de Genève, 24 quai Ansermet, CH-1211 Genève 4, Switzerland*

(Dated: April 30, 2019)

We present results from the first simulations of networks of Type I Abelian Higgs cosmic strings to include both matter and radiation eras and Cosmic Microwave Background (CMB) constraints. In Type I strings, the string tension is a slowly decreasing function of the ratio of the scalar and gauge mass-squared, β . We find that the mean string separation shows no dependence on β , and that the energy-momentum tensor correlators decrease approximately in proportion to the square of the string tension, with additional $O(1)$ correction factors which asymptote to constants below $\beta \lesssim 0.01$. Strings in models with low self-couplings can therefore satisfy current CMB bounds at higher symmetry-breaking scales. This is particularly relevant for models where the gauge symmetry is broken in a supersymmetric flat direction, for which the effective self-coupling can be extremely small. If our results can be extrapolated to $\beta \simeq 10^{-15}$, even strings formed at 10^{16} GeV (approximately the grand unification scale in supersymmetric extensions of the Standard Model) can be compatible with CMB constraints.

I. INTRODUCTION

Topological defects are a common by-product of phase transitions in the early Universe [1]. Many kinds of defect are possible [2], but perhaps the most well-motivated for study in cosmology are cosmic strings: they are expected for many realistic multi-field models of inflation [3], and they remain a constant small fraction of the energy density throughout the history of the Universe [4, 5], neither dominating nor disappearing. More about the cosmic string scenario can be found in review articles [6–9].

If cosmic strings are formed then they will create characteristic observational signals from their metric perturbations and their decay products. The most significant are Cosmic Microwave Background (CMB) fluctuations [10, 11], gravitational waves [12, 13], and high-energy cosmic and gamma rays [14, 15]. The relative proportion of the energy which goes into gravitational waves and high-energy particles is uncertain, as the short lifetime of loops of string in numerical simulations is contrary to naive expectation and not understood [9] (See also [16] for recent simulations of decaying loops in the Abelian Higgs model). CMB fluctuations are much less uncertain, and therefore provide the most robust constraints. The gravitational wave [17, 18] and high-energy particle

constraints [19] are to a large extent complementary.

CMB constraints have been studied in detail for the simplest kind of cosmic string, the Nielsen-Olesen vortex solution [20] of the Abelian Higgs model, for a particular set of scalar and gauge couplings [21–25], and in the Nambu-Goto approximation to the Nielsen-Olesen vortex network [22, 24, 26, 27].

The CMB observations limit the contribution of cosmic strings to about 1% in the temperature power spectrum, which pushes the string tension well below the grand unification scale. These limits start to rule out some scenarios, especially supersymmetric hybrid inflation models [28], where the string tension and the amplitude of inflationary perturbations are both set by the ratio of the symmetry-breaking scale to the Planck scale.

However, the string tension is reduced for a given symmetry-breaking scale if the scalar self-coupling is very small [29], and the strings are Type I vortices. A similar effect occurs if the symmetry-breaking field takes an expectation value in a flat direction [30–32], where the effective value of β is given by a power of the ratio of the supersymmetric soft mass to the scalar vacuum expectation value. The lower string tension can be used to construct models of supersymmetric hybrid inflation consistent with CMB limits [33].

In more detail, the classical dynamics of the Abelian Higgs model are a function of $\beta = \lambda/2e^2$, where λ is the scalar self-coupling and e the gauge coupling. The string tension with complex scalar expectation value ϕ_0 is $\mu(\beta) = 2\pi\phi_0^2 B(\beta)$, where B is a slowly-varying function of its argument. All previous CMB limits are based on simulations with $\beta = 1$ (Bogomolnyi coupling [34]), for which $B(\beta) = 1$. The limit on the string tension $G\mu <$

*Electronic address: m.b.hindmarsh@sussex.ac.uk

†Electronic address: joanes.lizarraga@ehu.eus

‡Electronic address: jon.urrestilla@ehu.eus

§Electronic address: dd415@cam.ac.uk

¶Electronic address: martin.kunz@unige.ch

2.0×10^{-7} can therefore be translated into a limit on the symmetry-breaking scale $\phi_0 < 2.2 \times 10^{15}$ GeV [25].

It is not clear how to extrapolate the CMB bounds obtained at $\beta = 1$. One might have guessed that the string density was independent of β , and that one can simply scale the CMB signal by the appropriate power of the ratio of string tensions $\mu(\beta)/\mu(1)$. However, changing the scalar self-coupling may change the energy loss rate, and hence the string density. Furthermore, strings interact differently when $\beta < 1$: parallel strings attract, and may form bound states whose flux is a multiple of $2\pi/e$. The probability of string reconnection, which is important for energy loss from long strings, is also known to change with β [35, 36]. Moreover, the first network simulations of the Abelian Higgs model with $\beta < 1$ in the radiation era [37] produced the surprising result that the string density peaked at around $\beta = 0.4$, and then decreased towards their minimum coupling ratio, $\beta = 0.2$.

This then motivates the goals of this paper: to compute the scaling properties of Type I strings at lower β than before, to characterise how the CMB anisotropies differ from those at Bogomolnyi coupling, and to extrapolate the results to even lower β . We will see that our simulations, which reach $\beta = 0.01$ and are four times larger and longer than those in [37], provide good evidence that the string density is indeed independent of β , and that the temperature anisotropies can be scaled from those at $\beta = 1$, but not simply by a power of the string tension ratio. Rather, there is an extra correction factor, which appears to converge to a constant for $\beta \lesssim 0.03$, whose value is estimated to be 0.52 ± 0.03 . We therefore can make predictions for very low β , supporting the argument that supersymmetric F-term hybrid inflation does not violate the CMB bounds due to strings. We can also estimate what β is required to render a given symmetry-breaking scale consistent with the constraints on strings.

The outline of the paper is as follows: In the following section we introduce the physical model that we will use to simulate the formation and evolution of Type I strings. In Section III we describe the numerical approach used, and comment on the differences between the simulations of strings with and below the Bogomolnyi coupling. We present the simulation results in Section IV, where we also show how these results can be scaled to the $\beta = 1$ case. In Section V we use the scaling results to translate the Bogomolnyi string CMB anisotropy power spectra C_ℓ and bounds to $\beta < 1$ and $\beta \ll 1$. In the final section we present our conclusions, including the implications for the symmetry-breaking scale.

II. ABELIAN HIGGS MODEL AND TYPE I STRINGS

The action for the Abelian Higgs (AH) model in a background metric $g_{\mu\nu}$ is

$$S = - \int d^4x \sqrt{-g} \left(g^{\mu\nu} D_\mu \phi^* D_\nu \phi + V(\phi) + \frac{1}{4e^2} g^{\mu\rho} g^{\nu\sigma} F_{\mu\nu} F_{\rho\sigma} \right), \quad (1)$$

where $\phi(x)$ is a complex scalar field, $A_\mu(x)$ is a vector field, the covariant derivative is $D_\mu = \partial_\mu - iA_\mu$, and the potential is $V(\phi) = \frac{1}{4}\lambda(|\phi|^2 - \phi_0^2)^2$.

By rescaling fields and coordinates

$$\tilde{x}^\mu = e\phi_0 x^\mu, \quad \tilde{A}_\mu = A_\mu/e\phi_0, \quad \tilde{\phi} = \phi/\phi_0, \quad (2)$$

the action becomes

$$S = -\frac{1}{e^2} \int d^4\tilde{x} \sqrt{-g} \left(g^{\mu\nu} \tilde{D}_\mu \tilde{\phi}^* \tilde{D}_\nu \tilde{\phi} + \tilde{V}(\tilde{\phi}) + \frac{1}{4} g^{\mu\rho} g^{\nu\sigma} \tilde{F}_{\mu\nu} \tilde{F}_{\rho\sigma} \right), \quad (3)$$

where the dimensionless potential is

$$\tilde{V}(\tilde{\phi}) = \frac{1}{2}\beta(|\tilde{\phi}|^2 - 1)^2, \quad (4)$$

with

$$\beta = \lambda/2e^2. \quad (5)$$

Through the rescaling, it becomes clear that β is the sole free parameter of the classical theory.

Specialising to Minkowski space-time, the field equations have static cylindrically symmetric solutions, Nielsen-Olesen (NO) vortices [20], which can be written

$$\phi = f(\tilde{r})e^{i\theta}, \quad A_i = \hat{\varphi}_i g(\tilde{r})/\tilde{r}, \quad (6)$$

where $\tilde{r} = e\phi_0 r$ is a dimensionless radial cylindrical coordinate, and φ the angular coordinate. Finite energy per unit length is obtained if $f \rightarrow 1$ and $g \rightarrow 0$ as $\tilde{r} \rightarrow \infty$. Regularity requires that $f(0) = 0$ and $g(0) = 0$. This solution represents a string of energy-momentum arranged along the z axis. At the core of the string there is a magnetic field

$$B_i = \hat{z}_i g'(\tilde{r})/\tilde{r}. \quad (7)$$

The functions f and g approach the vacuum as

$$f \simeq 1 - f_1 \tilde{r}^{-1/2} \exp(-\sqrt{\beta}\tilde{r}), \quad (8)$$

$$g \simeq 1 - g_1 \tilde{r}^{1/2} \exp(-\tilde{r}), \quad (9)$$

where f_1 and g_1 are constants. Hence the gauge field approaches the vacuum over the physical distance scale $r_g = (e\phi_0)^{-1}$, and the scalar field over a length $r_s =$

$(\sqrt{\lambda/2}\phi_0)^{-1}$. Note that when $\beta = 1$ these distance scales are equal. It can be shown that

$$\mu = 2\pi\phi_0^2 B(\beta), \quad (10)$$

with $B(1) = 1$ [34, 38, 39]. Away from $\beta = 1$, the function can be established only numerically, and has the following approximate behaviour¹

$$\begin{aligned} \log B(\beta) &\simeq \sum_{n=1}^3 \Lambda_n \log^n(\beta), & 10^{-6} &\lesssim \beta \lesssim 10^2, \\ B(\beta) &\simeq 2.4/\ln(2/\beta), & \beta &\lesssim 10^{-6}, \end{aligned} \quad (11)$$

where $\Lambda_1 = 0.195$, $\Lambda_2 = 0.013$ and $\Lambda_3 = 0.0004$.

For $\beta < 1$ there is a short-range attractive force between parallel strings, while the force is repulsive for $\beta > 1$. At $\beta = 1$ the force vanishes [39]. One can interpret this behaviour as there being an attractive force from the scalar field with range r_s , and a repulsive gauge force with range r_g .

In the cosmological context, the relevant metric is the spatially flat Robertson-Walker (FLRW) metric

$$g_{\mu\nu} = a^2(\tau)\eta_{\mu\nu} \quad (12)$$

where $\eta_{\mu\nu} = \text{diag}(-1, 1, 1, 1)_{\mu\nu}$ is the Minkowski metric, τ is conformal time, and $a(\tau)$ is the scale factor. In the radiation era $a(\tau) \propto \tau$, and in the matter era $a \propto \tau^2$.

The resulting field equations in the temporal gauge ($A_0 = 0$) are

$$\ddot{\phi} + 2\frac{\dot{a}}{a}\dot{\phi} - \mathbf{D}^2\phi + a^2\lambda(|\phi|^2 - 1)\phi = 0, \quad (13)$$

$$\partial^\mu \left(\frac{1}{e^2} F_{\mu\nu} \right) - ia^2(\phi^* D_\nu\phi - D_\nu\phi^*\phi) = 0, \quad (14)$$

where indices are raised with the Minkowski metric. In an expanding universe, the Minkowski space straight string solutions remain a very good approximation, as corrections are of order Hr_s and Hr_g , where $H = \dot{a}/a$ is the Hubble rate in conformal time.

The physical length scales r_s , r_g shrink in comoving coordinates, so a numerical solution on a fixed comoving grid the string core must start off large in order to remain resolved throughout the simulation.

There is a potential problem with the string core being larger than the Hubble radius at early times, which can be avoided by modifying the equations so that the comoving width of the core grows in the early phase of the simulations [40, 41]. This can be accomplished by modifying the equations to read

$$\ddot{\phi} + 2\frac{\dot{a}}{a}\dot{\phi} - \mathbf{D}^2\phi + a^{2s_\phi}\lambda(|\phi|^2 - 1)\phi = 0, \quad (15)$$

$$\partial^\mu \left(\frac{a^{2(1-s_A)}}{e^2} F_{\mu\nu} \right) - ia^2(\phi^* D_\nu\phi - D_\nu\phi^*\phi) = 0. \quad (16)$$

One can view this change as the introduction of time-dependent couplings

$$e^2(\tau) = e_0^2 a^{2(s_A-1)}(\tau), \quad \lambda(\tau) = \lambda_0 a^{2(s_\phi-1)}(\tau), \quad (17)$$

while keeping the vacuum expectation value ϕ_0 fixed.

When $s = 0$, the width of the regions where the fields depart from their vacuum values is fixed in comoving coordinates, while negative $s_{\phi,A}$ causes the widths of the scalar and gauge cores to grow in comoving coordinates. The true dynamics are recovered at $s = 1$, which is adopted for the bulk of our simulations.

In the next section we shall show how this system of equations is solved numerically, how the initial conditions are prepared, and which quantities we measure.

III. NUMERICAL METHODS AND MEASUREMENTS

A. Methods

Full details of the numerical method used to discretise the equations of motion (15) and (16) can be found in [42, 43]. Here we highlight differences with those simulations.

For the initial conditions, at time τ_{start} we set the scalar field ϕ to be a static gaussian random field with $\langle |\phi|^2 \rangle = \phi_0^2$ and correlation length ℓ_c around $5 \times$ the width of the scalar core (see Table I). A cooling period is used at the beginning of the simulation, between τ_{start} and τ_{diff} , to smooth the field distribution by applying a diffusive evolution

$$\dot{\phi} = D_j D_j \phi - \frac{\lambda}{2}(|\phi|^2 - \phi_0^2)\phi, \quad (18)$$

$$F_{0j} = \partial_i F_{ij} - e^2 \text{Im}(\phi^* D_j \phi). \quad (19)$$

The values of λ and e during this phase are both $O(1)$, in order to accelerate the relaxation of the scalar field to the potential minimum, and the generation of flux in the string cores.

This cooling phase is not present in the simulations of Ref. [37], which renders the observables more sensitive to the thermal excitations present in the initial state.

After the cooling phase, we allow the string cores to grow by setting $s_{\phi,A}$ negative, so that they meet their true comoving widths at time τ_{cg} . As the scalar core is larger than the gauge core for $\beta < 1$, we must have $|s_\phi| > |s_A|$.

Finally the true evolution of the network dictated by Eq. (15) and (16) is recovered until the end of the simulation, τ_{end} .

Table I shows the parameters used in the simulations performed. Where they are not specified, they are the same as in [43]. In particular, the lattices contained 4096^3 points, with comoving spatial separation $dx = 0.5\phi_0^{-1}$ and time steps of $dt = 0.2dx$. One run was performed for each set of parameters listed in the table.

¹ We obtained the fit for the range $10^{-6} \lesssim \beta \lesssim 10^2$ from the digitised graph of $B(\beta)$ against $2/\beta$ in Fig. 1b of reference [29], with a maximum error of 7% error over the range.

Cosmology	Radiation				Matter	
	0.01	0.025	0.1	0.25	0.01	0.025
e_0	1	1	1	1	1	1
λ_0	0.02	0.05	0.2	0.5	0.02	0.05
ℓ_c	50	32	16	10	50	31
τ_{start}	-26	-23.6	-17	-10	-21	-16
τ_{diff}	4	6.4	13	20	9	14
$-s_\phi$	1.0	1.0	1.0	1.0	0.5	0.5
$-s_A$	0.423	0.48	0.6	0.708	0.218	0.245
τ_{cg}	220	220	220	200	500	500
τ_{ref}	450	450	450	450	600	600
τ_{end}	1200	1200	1200	1200	1200	1200

TABLE I: Run parameters. See text for explanation.

B. Measurements

The main indicator of the length scale of the string network is the mean string separation ξ , defined as

$$\xi = \sqrt{\frac{V}{\ell}}, \quad (20)$$

where V is the comoving volume and ℓ the total length of string. The mean string separation is therefore the inverse square root of the length density.

In this work we estimate ℓ by counting the number of plaquettes pierced by string, as measured by non-zero gauge-invariant winding number around the boundary [44]. The resulting length is corrected by the factor $\pi/6$ as proposed in [45] to reduce the Manhattan effect of the cubic mesh. We denote the resulting string separation estimate by ξ_w .

In previous work we have also used the mean Lagrangian to estimate the string length, using the fact that the Lagrangian is proportional to the invariant length of a Nambu-Goto string, or

$$\ell = \bar{\mathcal{L}}V/\mu, \quad (21)$$

with $\bar{\mathcal{L}}$ being the mean Lagrangian density and μ the string tension. The resulting estimator is denoted $\xi_{\mathcal{L}}$.

The Lagrangian estimator assumes that the any oscillatory modes in the field are perturbative, for which the Lagrangian density vanishes. In the ideal case the estimators should be proportional to one another. However, we will see that the Lagrangian estimator is not a good one for the lowest values of β for which we run, showing oscillatory behaviour. We trace the problem back to entering the core growth phase too early, at a time when the string width increases at too high a fraction of the Hubble rate (0.5 for $\beta = 0.01$). This triggers homogeneous oscillations in the field.

The key observables for CMB predictions are the unequal time correlators of the energy-momentum tensor (UETCs), which are defined as follows:

$$U_{\lambda\kappa\mu\nu}(\mathbf{k}, \tau, \tau') = \langle \mathcal{T}_{\lambda\kappa}(\mathbf{k}, \tau) \mathcal{T}_{\mu\nu}^*(\mathbf{k}, \tau') \rangle, \quad (22)$$

where $\mathcal{T}_{\alpha\beta}(\mathbf{k}, \tau)$ is the AH energy-momentum tensor.

By rotational symmetry, and for linearised cosmological perturbations, the problem separates into (decoupled) scalar, vector and tensor correlators. Both vectors and tensors have two components, which are related by parity in the AH model, so therefore there is only one vector and one tensor independent UETC. The scalars have three different independent UETC. Thus, the problem reduces to 5 independent correlators that depend on 3 variables: k (the magnitude of \mathbf{k}), τ and τ' . Actually, when the network is scaling, the UETCs depend only on 2 variables via the combinations $k\tau$ and $k\tau'$.

Thus we can write the scaling UETCs as

$$U_{ab}(\mathbf{k}, \tau, \tau') = \frac{\phi_0^4}{\sqrt{\tau\tau'}} \frac{1}{V} C_{ab}(k\tau, k\tau'), \quad (23)$$

where ϕ_0 is the symmetry breaking scale, V a formal comoving volume factor. The indices a, b indicate the independent components of the energy momentum tensor: two scalar, one vector and one tensor. We will denote the scalar indices 1 and 2 (corresponding to the longitudinal gauge potentials ϕ and ψ), the vector component with ‘v’ and the tensor component with ‘t’.

The full information encoded in the UETCs can be better analysed using two related functions: the (scaling) equal time correlators (ETC) and the decoherence functions. The ETCs are defined as,

$$E_{ab}(k\tau) = C_{ab}(k\tau, k\tau). \quad (24)$$

These are numerically cheaper to obtain, but are a good measure for the scaling of the network (see next section) and they will allow us to get all the necessary information to predict the CMB anisotropies.

The decoherence functions exhibit the temporal decoherence properties of the UETCs. They are defined as

$$D_{ab}(k\tau, k\tau') = \frac{C_{ab}(k\tau, k\tau')}{\sqrt{E_{aa}(k\tau)E_{bb}(k\tau')}}. \quad (25)$$

These functions, except the cross-correlator decoherence function, are symmetric under $k\tau \leftrightarrow k\tau'$ and equal to 1 at equal-times. At equal times D_{12} measures the (anti)correlation between the two scalar sources; in general is not equal to 1, and is in fact negative.

We compute the UETCs at 150 times τ between τ_{ref} and τ_{end} , by cross-correlating the projected components of the energy momentum tensor described above with those computed at time τ_{ref} .

IV. RESULTS

The basic requirement for extrapolating the results of a numerical simulation to cosmological scales is scaling, by which we mean that network observables with the

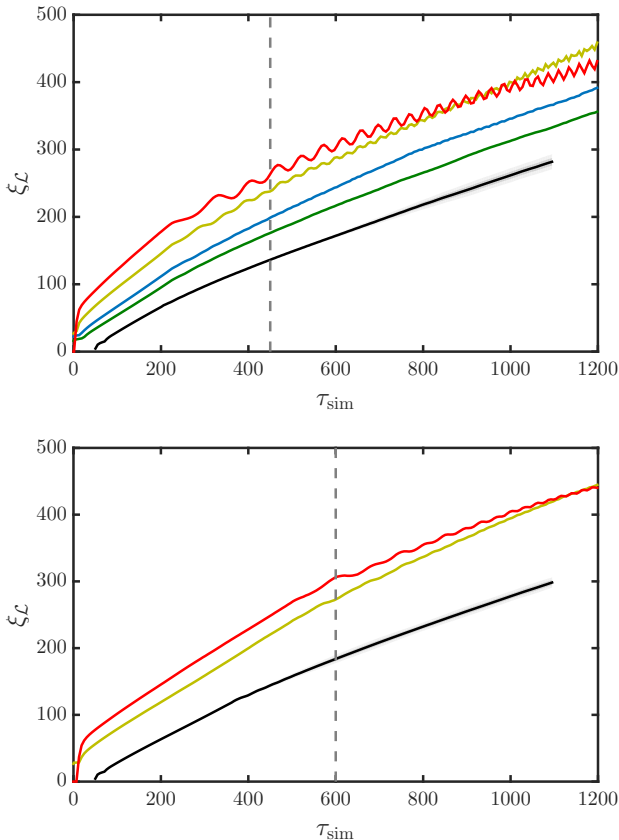


FIG. 1: Figures showing mean string separation ξ for radiation (top) and matter (bottom) eras, using a Lagrangian weighted measures. In radiation, the different lines correspond, from top to bottom, to values of $\beta = 0.01, 0.025, 0.1, 0.25$ and 1.0 respectively. In matter, the lines correspond to $\beta = 0.01, 0.025$ and 1.0 respectively. The vertical line corresponds to τ_{ref} .

dimensions of (comoving) length increase with (conformal) time. We show evidence that our simulations have reached a scaling regime by means of different measures of the mean string separation ξ , and also by the study of equal time correlators (ETCs) [46, 47].

Figures 1 and 2 show the mean string separation estimated with two different measures: the total Lagrangian $\xi_{\mathcal{L}}$ and the winding measure ξ_w respectively (see Eqs. (20) and (21)). Both figures include results from simulations in radiation dominated (top) and matter dominated backgrounds (bottom). The colour scheme is the following: red corresponds to $\beta = 0.01$, yellow to $\beta = 0.025$, blue to $\beta = 0.1$, and green to $\beta = 0.25$. As a reference $\beta = 1$ from [47] is also added in black. In the figures we show a vertical line showing τ_{ref} . Times earlier than this are not used in the study of the network, since they are just an artifact of the initial conditions. The evidence of scaling happens for times later than τ_{ref} . The figures provide some evidence that all simulations are reaching scaling, as towards the end of the simulations the behaviour

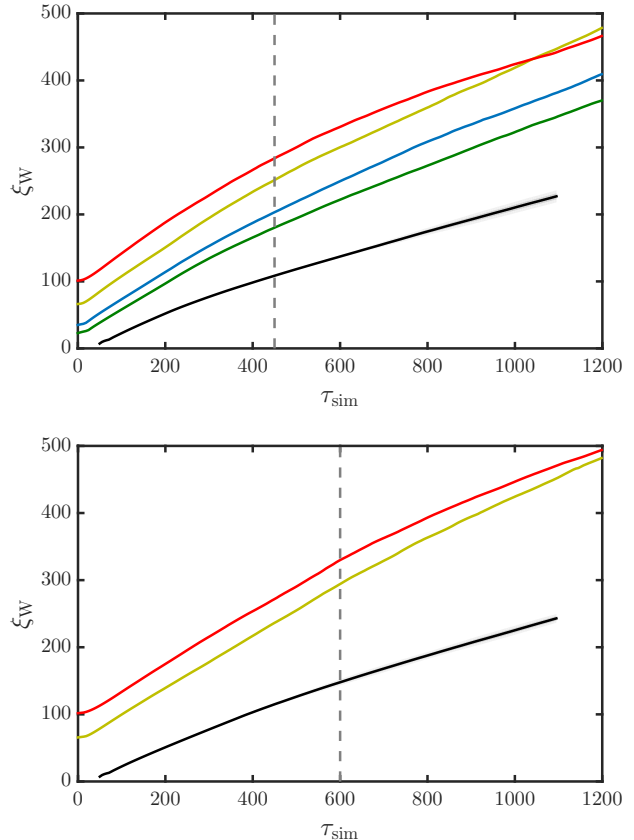


FIG. 2: Figures showing the mean string separation ξ for radiation (top) and matter (bottom), using the winding estimate. The colour scheme is the same as in Fig. 1. The vertical line corresponds to τ_{ref} .

of ξ is consistent with a linear increase with conformal time with similar slopes.

There are two phenomena worth mentioning: on the one hand, the mean string separation exhibits a late time attenuation for the lowest β , *i.e.*, $\beta = 0.01$, visible in both radiation and matter, and in both different ξ measures (as is evident in the curves intersecting). On the other, the Lagrangian measure is oscillatory for $\beta = 0.01$ (and to a lesser degree for $\beta = 0.025$). The attenuation and the oscillations are caused by a poor choice of τ_{cg} in the initial conditions (see discussion of Sec. III) which resulted in the scalar field executing coherent oscillations around its minimum.

However, visual inspection of the measures and comparison between $\xi_{\mathcal{L}}$ and ξ_w show that the description of the evolution of the scaling regime can be equivalently described by both estimators.

This is also confirmed by checking the derivative of ξ with respect to time. In Fig 3 we show the values obtained from the Lagrangian (blue) and winding (red) estimators. In order to account for the time variation of the slope, we calculate the average value of $\dot{\xi}$ over two different time ranges: intermediate times between

600 and 800 (depicted with a circles), and late times at the range between 1000 and 1200 (depicted with triangles), all in simulation units. This selection encompasses a sufficiently large time range so that the oscillations are averaged out. Fig 3 shows that the values given by both estimators are consistent and equivalent (and also shows the late time attenuation exhibited by $\beta = 0.01$).

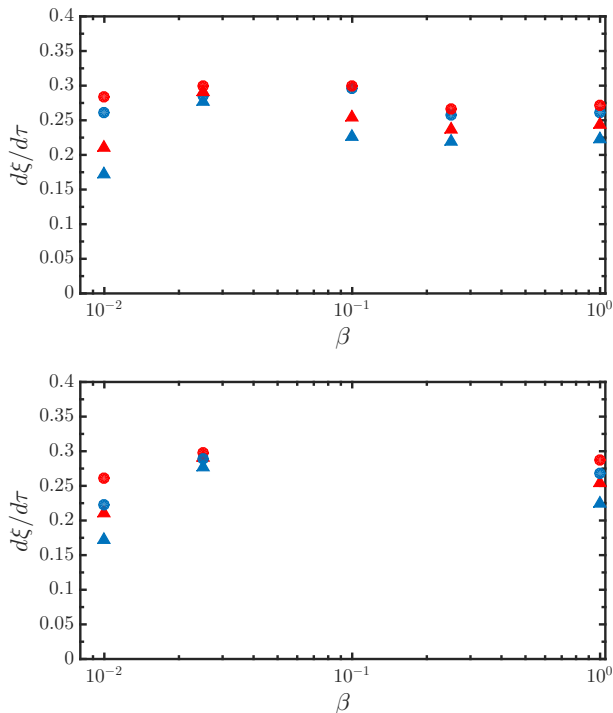


FIG. 3: The rate of change with conformal time of the comoving mean string separation ξ for radiation and matter, using a winding (red) and Lagrangian (blue) weighted measures. The averages are calculated over times between 600 and 800 (depicted with a circles) and between 1000 and 1200 (depicted with triangles).

Cosmology	Radiation				Matter	
β	0.01	0.025	0.1	0.25	0.01	0.025
τ_{offset}	-747.78	-387.01	-228.51	-238.16	-495.00	-284.52

TABLE II: Values of τ_{offset} for different simulations. All values obtained fitting ξ over $\tau_{\text{sim}} \in [600, 800]$.

Another measure of scaling can be obtained by the ratio of mean string separation to time. However, it is worth mentioning that in each simulation, the asymptotic linear behaviour has a time offset (τ_{offset}) due to the initial string density being somewhat lower than the scaling value, see Table II for specific values. (see [46] for a more detailed discussion). One could consider that the string network is scaling with respect to an internal time kept by the network itself, rather than τ_{sim} , the time recorded in the simulation. The offset is larger for lower values of β due to the higher initial string separation in

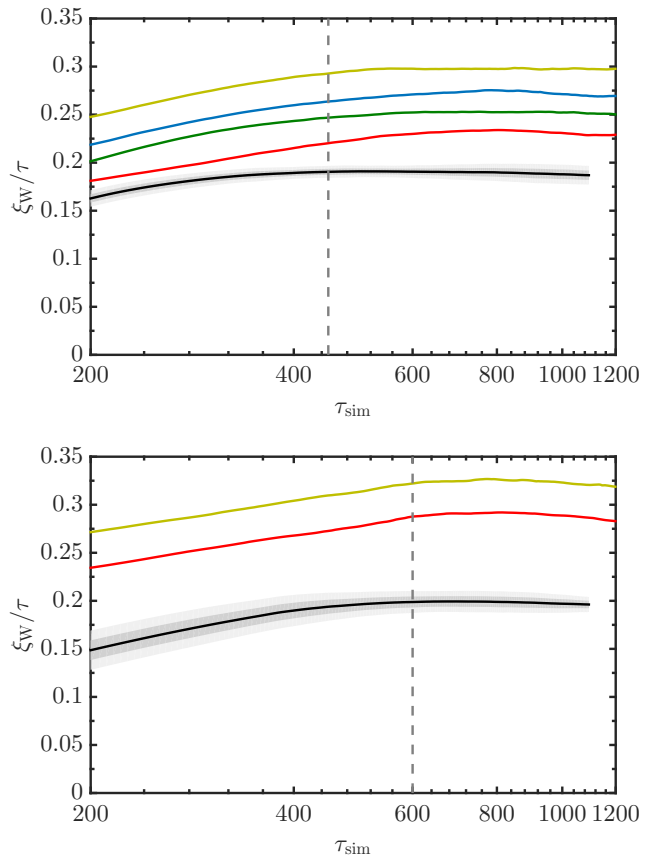


FIG. 4: Figures showing the ratio of the mean string separation to time for radiation (top) and matter (bottom) eras, using the winding estimate. The colour scheme is the same as in previous similar plots.

these units. This internal time of the simulation can be estimated from the slopes of the mean string separation $\alpha = d\xi/d\tau$ (see [47]) according to

$$\tau = \tau_{\text{sim}} - \tau_{\text{offset}} = \alpha^{-1}(\tau_{\text{sim}})\xi(\tau_{\text{sim}}). \quad (26)$$

Although in previous papers we used the Lagrangian estimator for this purpose,² in this case we chose the winding estimator to avoid possible problems caused by the oscillations of the Lagrangian estimator.

Using the winding estimator for the mean string separation and the internal time of the simulation, in Fig. 4 we show the ratio of the mean string separation to time (ξ_w/τ), giving another indication of scaling.

The ETCs of the energy-momentum tensor (24) can also be used to estimate scaling. If the network scales, the ETCs from different stages of the simulation should collapse to a single line when plotted against $k\tau$. Using

² We also made the unfortunate choice of using β for the slope, which here conflicts with the coupling constant ratio.

the definition of time given in (26), the ξ -scaled scaling ETCs read³

$$E_a(k\tau, \beta) = \left(\frac{\tau}{\tau_{\text{sim}}}\right) E_a^{(\text{sim})}(k\tau_{\text{sim}}, \beta), \quad (27)$$

where τ is the time as defined in Eq. (26), with ξ and α determined from the winding measure. We represent simulation quantities with the subscript and superscript ‘sim’.

The complete set of ETCs for different β s can be found in panel “a)” of Fig. 5 for the radiation era. We also include the decoherence functions in Fig. 6 from radiation domination (see Appendix for the corresponding matter era figures). We maintain the same colour scheme as in previous figures.

The ETCs also provide evidence that for each case scaling has been reached. The shapes of the ETC for different values of β seem similar, though lower values of β correspond to lower values of the amplitude of the ETCs. Moreover, the differences in the values of the amplitudes are apparently shared between different ETCs. This difference could come from the different tension of the strings μ^2 . The decoherence functions also support this resemblance of the correlators of different simulations, indicating that the temporal decoherence of the UETCs is independent of β .

In order to account for the different energy-density scale of each one of the β , we calculated the ETCs dividing them by the value $\mu^2(\beta)$, computed using the formulae (10) and (11). The results can be found in the panel “b)” of Fig. 5 for radiation era (see Appendix for the corresponding matter era figure). The rescaling of the ETCs with μ^2 brings the ETCs much closer to each other, almost lining them up (and for the tensor case, they do line up). However, there are still noticeable gaps between different β , a clear evidence that the different normalizations do not depend only on the string tension.

Nevertheless, it is interesting to note that even though the ETCs from simulations with higher β are still above those with lower β , there is virtually no gap between the ETCs from the three lowest β . We interpret this as convergence of the μ^2 -rescaled ETCs at small β .

We calculate the extra factor needed to match the ETC from lowest β to that given by the case with $\beta = 1$, and call that factor $\kappa_a^{\text{R,M}}$:

$$E_a^{\text{R,M}}(k\tau, \beta) = \kappa_a^{\text{R,M}} \left(\frac{\mu(\beta)}{\mu(1)}\right)^2 E_a^{\text{R,M}}(k\tau, 1). \quad (28)$$

Table III contains the values of κ for the whole set of simulations in radiation and in matter eras. In order to

measure it, we fitted the region near the peak of the ETCs ($k\tau \in [9, 60]$). We use the ETCs extracted at $\tau_{\text{sim}} = 450$ and $\tau_{\text{sim}} = 600$ for $\beta = 1$ in radiation and matter respectively and $\tau_{\text{sim}} = 660$ for $\beta < 1$ simulations. The results from this procedure can be found in Table III.

κ_a^{R}					
β	E_{11}	E_{22}	E_{12}	E_{vv}	Mean
0.01	0.65±0.06	0.53±0.05	0.57±0.05	0.63±0.03	0.59±0.09
0.025	0.58±0.03	0.51±0.03	0.55±0.03	0.58±0.02	0.56±0.05
0.1	0.64±0.02	0.59±0.03	0.62±0.03	0.67±0.02	0.63±0.05
0.25	0.86±0.03	0.84±0.03	0.84±0.03	0.86±0.02	0.85±0.05
κ_a^{M}					
β	E_{11}	E_{22}	E_{12}	E_{vv}	Mean
0.01	0.65±0.04	0.46±0.04	0.49±0.05	0.56±0.03	0.54±0.08
0.025	0.59±0.04	0.53±0.04	0.55±0.03	0.58±0.03	0.56±0.07

TABLE III: Values of the extra normalization factor $\kappa_a^{\text{R,M}}$ for different correlators (except tensors) and different cosmologies R(adiation) and M(atter). The values are obtained by fitting for the region around the peak or maximum of the correlator ($k\tau \in [9, 60]$) and for ETCs extracted at $\tau_{\text{sim}} = 450$ and $\tau_{\text{sim}} = 600$ ($\beta = 1$) in radiation and matter respectively and $\tau_{\text{sim}} = 660$ for $\beta < 1$ simulations. Errors on each correlator come from averaging over the contribution of all bins in $k\tau \in [9, 60]$.

The mean points and the standard deviations for each β are represented in Fig. 7, where we use blue for the data from radiation simulations and red for matter simulations. This figure shows that for the lowest β 's the value of the factor seems to tend to an asymptote. We obtained an analytical expression for $\kappa(\beta)$ fitting those points and using the following function:

$$\kappa(\beta) = \kappa_0 + a \tanh(b \log(\beta + 1)) \quad (\beta < 1), \quad (29)$$

where: $a = 0.49 \pm 0.05$, $b = 7.4 \pm 1.6$ and $\kappa_0 = 0.52 \pm 0.03$.

This is the functional form for interpolation for different values of β . The asymptotic value for any arbitrarily low β is, therefore, $\kappa_0 = 0.52 \pm 0.03$, which is within 1σ confidence-limit of our measurement for our lowest β simulations, suggesting that the $\kappa(\beta)$ correction for lower values of β is of $O(1)$. Tensor correlators do not require any extra normalization beyond μ^2 , and it is consistent to take $\kappa_{\text{tt}}^{\text{R,M}} = 1$.

V. C_ℓ AND CONSTRAINTS

Obtaining the CMB anisotropies power spectra from strings is rather involved. The procedure and high resolution C_ℓ 's from 4096³ simulations at $\beta = 1$ can be found in [25].

The fact that the ETCs from different β are (almost) a rescaled version of each other prompts us to provide a recipe to give an approximate CMB anisotropies power

³ In Eqs. (21) and (28) of Ref. [47] this normalisation was mistakenly expressed using the inverse factor.

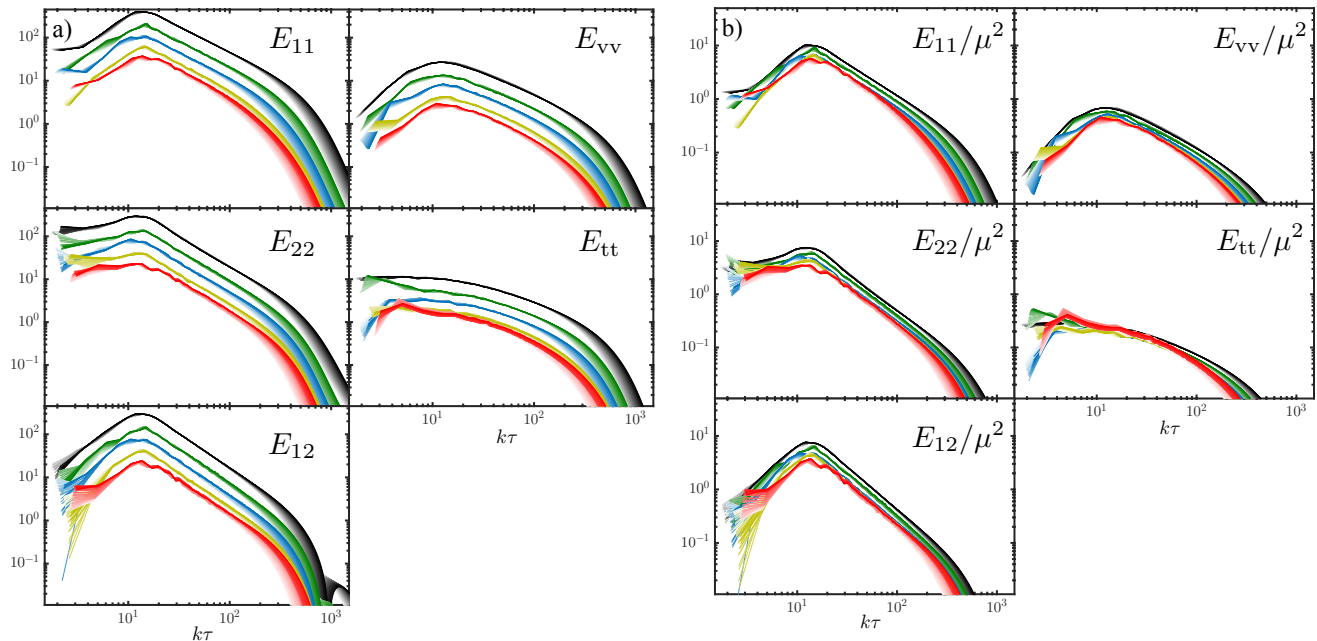


FIG. 5: Complete set of ETCs from simulations in the radiation era. There are two sets of panels (a and b), each containing five different ETCs: on the left E_{11} , E_{22} and E_{12} from top to bottom, and on the right E_{VV} and E_{tt} from top to bottom. The a) panels show ETCs at their original amplitude, whereas the b) panels show ETCs rescaled with the μ^2 that corresponds to each β . The color scheme is as before: red for $\beta = 0.01$, yellow for $\beta = 0.025$, blue for $\beta = 0.1$, green for $\beta = 0.25$ and black for $\beta = 1.0$. ETCs are extracted from $\tau_{\text{sim}} \in [600, 700]$ for $\beta < 1$ and $\tau_{\text{sim}} \in [450, 600]$ for $\beta = 1$. Within one colour, lighter shades correspond to earlier times.

spectra from strings at any $\beta (< 1)$, by using the aforementioned high resolution C_ℓ 's from $\beta = 1$ [25], rather than having to compute the C_ℓ 's for every different β .

The CMB power spectra from strings are linear responses to the unequal time correlators (UETCs) (22). In the previous section we demonstrated that, to a good approximation, the UETCs at low β can be obtained by rescaled those at $\beta = 1$. Thus, our claim is that the C_ℓ 's for a given β can be obtained by just rescaling the C_ℓ 's at $\beta = 1$ [25]. Given the different scaling properties of the tensor source, this rescaling should be performed separately for the scalar, vector and tensor perturbation modes, or

$$C_\ell^L(\beta) = \kappa^L(\beta) \left(\frac{\mu(\beta)}{\mu(1)} \right)^2 C_\ell^L(1), \quad (30)$$

where $L = S, V, T$ and

$$\kappa^{S,V}(\beta) = \kappa(\beta) \quad (31)$$

$$\kappa^T(\beta) = 1. \quad (32)$$

We recall that the function $\kappa(\beta)$ is given in Eq. (29), and $\mu(\beta)/\mu(1) = B(\beta)$, which is approximated in (11). We can then estimate the CMB constraints to any $\beta < 1$.

So far the constraints imposed by CMB experiments, such as Planck, in the abundance of cosmic strings come from channels (TT, TE and EE) where tensor modes are the least dominant. Therefore, it is reasonable to assume

that the entire normalisation difference can be encapsulated in $\kappa(\beta) = \kappa^{S,V}(\beta)$, and that the mismatch with κ^T produces a negligible effect in the new constraints.

For example, we can obtain the constraints in $G\mu$ for Planck 2015 as a function of β , by just extrapolating our $\beta = 1$ results [25], which imply that $\kappa^{1/2}(\beta)G\mu(\beta) \lesssim 2.0 \times 10^{-7}$. Our results suggest that $\kappa(\beta)$ would be of order $O(1)$ for lower values of β . This information can be recast into obtaining constraints for the energy scale of the symmetry breaking ϕ_0 as a function of β :

$$\phi_0 \kappa(\beta)^{1/4} \lesssim B(\beta)^{-1/2} 2.2 \times 10^{15} \text{ GeV}, \quad (33)$$

with $\kappa(\beta) \sim O(1)$ for very low β . This shows that models with low β would allow higher symmetry-breaking scales to be compatible with the constraints on strings from the CMB.

VI. CONCLUSION AND DISCUSSION

In this paper we have presented the first network simulations of the Abelian Higgs model for $\beta < 1$ to include both matter and radiation eras and Cosmic Microwave Background (CMB) constraints. The comoving mean string separation $\xi(\tau)$ is found to grow in a manner consistent with linear, giving evidence that the strings are scaling as usual. The dependence of the growth rate

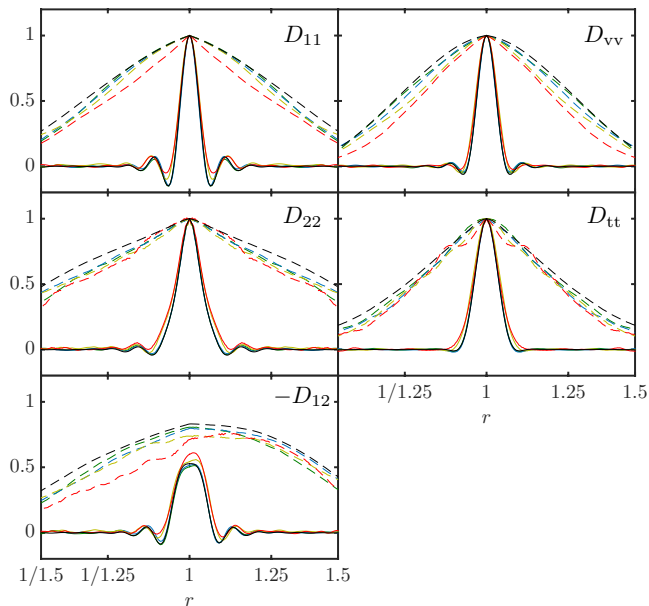


FIG. 6: Complete set of decoherence function in radiation era. Five different functions are shown: on the left D_{11} , D_{22} and D_{21} from top to bottom, and on the right D_{vv} and D_{tt} from top to bottom. The colour scheme is maintained from previous plots: red for $\beta = 0.01$, yellow for $\beta = 0.025$, blue for $\beta = 0.1$ green for $\beta = 0.25$ and black for $\beta = 1.0$. The decoherence functions are computed for $k\tau = 10.5$ (dashed lines) and $k\tau = 100$ (solid lines).

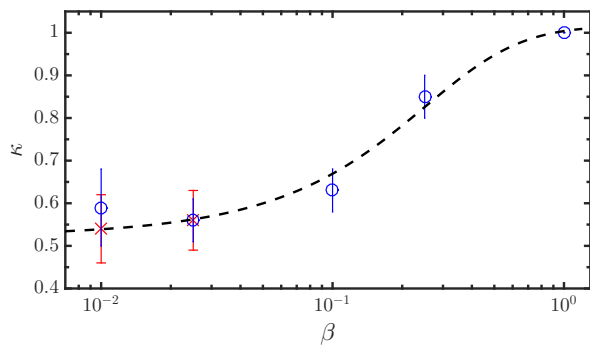


FIG. 7: Mean values and errors of the measure of κ_a^R (blue) and κ_a^M (red) as a function of β . The black dashed line corresponds to the function expressed in Eq. (29).

$d\xi/d\tau$ on β is weak, and consistent with it being independent of β . The lack of dependence of $d\xi/d\tau$ on β is more evidence that the radiative energy-loss mechanism studied in [43] is non-perturbative: perturbative scalar radiation should decrease with the scalar self-coupling λ and hence β .

Our result for the mean string separation differs from that of [37], who found that the mean string separation towards the end of the simulations reached a minimum at $\beta = 0.4$, and increased again at the lowest β achieved,

$\beta = 0.2$. Our initial conditions are prepared with a period of cooling to remove short-distance oscillations and bring the scalar field as close as possible to its minimum, consistent with there being a string network. The simulations of [37] on the other hand do not have cooling, and show signs of a coherent oscillation of the scalar field, which affects the string length measurement. Our simulations also reach string separations which are significantly larger. We therefore agree with the tentative conclusions of [37] that the apparent β -dependence of the string separation should disappear for larger simulations.

The stress-energy correlators C_{ab} on the other hand do depend on β . This dependence is well described by a simple rescaling with the string mass with the string tension μ , $C_{ab} \propto (\mu(\beta)/\mu(1))^2$, except for an additional $O(1)$ correction that we call κ , as given in Eq. (28). We measure this correction factor in our simulations and find that the values for all UETCs except for the tensors are comparable. A functional fit to our measured κ values for any β is given in Eq. (29) showing that for $\beta \lesssim 0.1$ it asymptotes to $\kappa_0 = 0.52 \pm 0.03$, suggesting $\kappa O(1)$ for very low values of β . For the tensor-type stress-energy UETCs we find no additional correction, i.e. $\kappa_{tt} \simeq 1$. As the tensor UETCs do not depend on T^{0i} , while the other UETCs do, we conjecture that the correction factor, which encodes the effect of the string interactions when $\beta \neq 1$, may reflect that networks with lower values β have slightly smaller velocities.

The simple scaling of the scalar and vector UETCs implies that also the angular power spectrum of temperature fluctuations C_ℓ^{TT} is simply rescaled by the same factor, given in Eq. (30), as the tensor UETCs contribute to the temperature fluctuations only at a low level. This equation allows to predict the CMB angular anisotropy power spectra for any $\beta < 1$. Because of this rescaling, models with low (effective) self-coupling can satisfy the CMB bounds at higher symmetry-breaking scales.

If our results can be extrapolated to very low β , they would allow higher symmetry-breaking scales to be compatible with the constraints on strings from the CMB. This is particularly relevant for models where the symmetry is broken along a flat direction lifted by supersymmetry-breaking terms [30], which can have effective values of β in the range $10^{-30} \lesssim \beta \lesssim 10^{-15}$ [32]. The supersymmetric F-term hybrid inflation model of [33] has $\beta_{\text{eff}} \sim 10^{-24}$, and so $B \simeq 0.04$. When normalised to the amplitude of inflationary perturbations, it is found⁴ that $G\mu \simeq 10^{-7}$, compatible with current CMB constraints. Strings formed at 10^{16} GeV (around the supersymmetric GUT scale) would be allowed if $\beta \lesssim 10^{-15}$, although to reach 2×10^{16} GeV would need $\beta \lesssim 10^{-62}$. Such low- β models must also find ways to avoid the com-

⁴ We use the asymptotic value of κ to obtain concrete values of $G\mu$, though given that the values of β are extremely low these numbers should be interpreted very cautiously.

plementary γ -ray [19] or gravitational wave [17, 18] constraints. One possibility is that the string network decays entirely into particles in a hidden sector.

Acknowledgments

We thank the authors of Ref. [37] for helpful comments and discussion. This work has been supported by two grants from the Swiss National Supercomputing Centre (CSCS) under Project IDs s319 and s546. In addition, this work has been possible thanks to the computing infrastructure of the i2Basque academic network, the COSMOS Consortium supercomputer (within the DiRAC Facility jointly funded by STFC and the Large Facilities Capital Fund of BEIS), and the Andromeda/Baobab cluster of the University of Geneva. MH (ORCID ID 0000-0002-9307-437X) acknowledges support from the

Science and Technology Facilities Council (Grant No. ST/P000819/1). DD (ORCID ID 0000-0002-4693-4891) and MK (ORCID ID 0000-0002-3052-7394) acknowledge support from the Swiss NSF. JL (ORCID ID 0000-0002-1198-3191) and JU (ORCID ID 0000-0002-4221-2859) acknowledge support from Eusko Jaurlaritza (IT-979-16) and the Spanish Ministry MINECO (FPA2015-64041-C2-1P).

Appendix A: Results from matter-era simulations

Here we show the equal time correlators (Fig. 8) and decoherence functions (Fig. 9) from the three matter era simulations, which complement the radiation era data show in Figs. 5, 6. The parameters of the runs are given in Table I.

-
- [1] T. Kibble, *J.Phys.* **A9**, 1387 (1976).
- [2] A. Vilenkin and E. Shellard, *Cosmic strings and other topological defects* (Cambridge University Press, 1994).
- [3] R. Jeannerot, J. Rocher, and M. Sakellariadou, *Phys.Rev.* **D68**, 103514 (2003), hep-ph/0308134.
- [4] Ya. B. Zeldovich, *Mon. Not. Roy. Astron. Soc.* **192**, 663 (1980).
- [5] A. Vilenkin, *Phys.Rev.Lett.* **46**, 1169 (1981).
- [6] M. Hindmarsh and T. Kibble, *Rept.Prog.Phys.* **58**, 477 (1995), hep-ph/9411342.
- [7] M. Sakellariadou, *Lect.Notes Phys.* **718**, 247 (2007), hep-th/0602276.
- [8] E. J. Copeland, L. Pogosian, and T. Vachaspati, *Class.Quant.Grav.* **28**, 204009 (2011), 1105.0207.
- [9] M. Hindmarsh, *Prog.Theor.Phys.Suppl.* **190**, 197 (2011), 1106.0391.
- [10] I. Gott, *J. Richard*, *Astrophys.J.* **288**, 422 (1985).
- [11] N. Kaiser and A. Stebbins, *Nature* **310**, 391 (1984).
- [12] A. Vilenkin, *Phys.Lett.* **B107**, 47 (1981).
- [13] C. Hogan and M. Rees, *Nature* **311**, 109 (1984).
- [14] G. Sigl, K. Jedamzik, D. Schramm, and V. Berezhinsky, *Phys.Rev.* **D52**, 6682 (1995), astro-ph/9503094.
- [15] R. Protheroe and T. Stanev, *Phys.Rev.Lett.* **77**, 3708 (1996), astro-ph/9605036.
- [16] D. Matsunami, L. Pogosian, A. Saurabh, and T. Vachaspati (2019), 1903.05102.
- [17] C. Ringeval and T. Suyama, *JCAP* **1712**, 027 (2017), 1709.03845.
- [18] J. J. Blanco-Pillado, K. D. Olum, and X. Siemens, *Phys. Lett.* **B778**, 392 (2018), 1709.02434.
- [19] H. F. Santana Mota and M. Hindmarsh, *Phys. Rev.* **D91**, 043001 (2015), 1407.3599.
- [20] H. B. Nielsen and P. Olesen, *Nucl.Phys.* **B61**, 45 (1973).
- [21] N. Bevis, M. Hindmarsh, M. Kunz, and J. Urrestilla, *Phys.Rev.Lett.* **100**, 021301 (2008), astro-ph/0702223.
- [22] P. Ade et al. (Planck Collaboration), *Astron.Astrophys.* **571**, A25 (2014), 1303.5085.
- [23] J. Lizarraga, J. Urrestilla, D. Daverio, M. Hindmarsh, M. Kunz, and A. R. Liddle, *Phys. Rev.* **D90**, 103504 (2014), 1408.4126.
- [24] P. A. R. Ade et al. (Planck), *Astron. Astrophys.* **594**, A13 (2016), 1502.01589.
- [25] J. Lizarraga, J. Urrestilla, D. Daverio, M. Hindmarsh, and M. Kunz, *JCAP* **1610**, 042 (2016), 1609.03386.
- [26] A. Lazanu and P. Shellard, *JCAP* **1502**, 024 (2015), 1410.5046.
- [27] T. Charnock, A. Avgoustidis, E. J. Copeland, and A. Moss, *Phys. Rev.* **D93**, 123503 (2016), 1603.01275.
- [28] R. Battye, B. Garbrecht, and A. Moss, *Phys.Rev.* **D81**, 123512 (2010), 1001.0769.
- [29] C. T. Hill, H. M. Hodges, and M. S. Turner, *Phys.Rev.* **D37**, 263 (1988).
- [30] G. Lazarides, C. Panagiotakopoulos, and Q. Shafi, *Phys. Lett.* **B183**, 289 (1987).
- [31] W. B. Perkins and A.-C. Davis, *Phys. Lett.* **B428**, 254 (1998), hep-ph/9803303.
- [32] Y. Cui, S. P. Martin, D. E. Morrissey, and J. D. Wells, *Phys. Rev.* **D77**, 043528 (2008), 0709.0950.
- [33] M. Hindmarsh and D. R. T. Jones, *Phys. Rev.* **D87**, 075022 (2013), 1203.6838.
- [34] E. B. Bogomolnyi, *Sov. J. Nucl. Phys.* **24**, 449 (1976).
- [35] A. Achúcarro and R. de Putter, *Phys.Rev.* **D74**, 121701 (2006), hep-th/0605084.
- [36] G. J. Verbiest and A. Achúcarro, *Phys. Rev.* **D84**, 105036 (2011), 1106.4666.
- [37] T. Hiramatsu, Y. Sendouda, K. Takahashi, D. Yamauchi, and C.-M. Yoo, *Phys. Rev.* **D88**, 085021 (2013), 1307.0308.
- [38] E. B. Bogomolnyi and A. Vainshtein, *Sov. J. Nucl. Phys.* **23**, 588 (1976).
- [39] N. S. Manton and P. Sutcliffe, *Topological solitons* (Cambridge University Press, 2007), ISBN 9780521040969, 9780521838368, 9780511207839, URL <http://www.cambridge.org/uk/catalogue/catalogue.asp?isbn=0521838363>.
- [40] W. H. Press, B. S. Ryden, and D. N. Spergel, *Astrophys. J.* **347**, 590 (1989).
- [41] N. Bevis, M. Hindmarsh, M. Kunz, and J. Urrestilla,

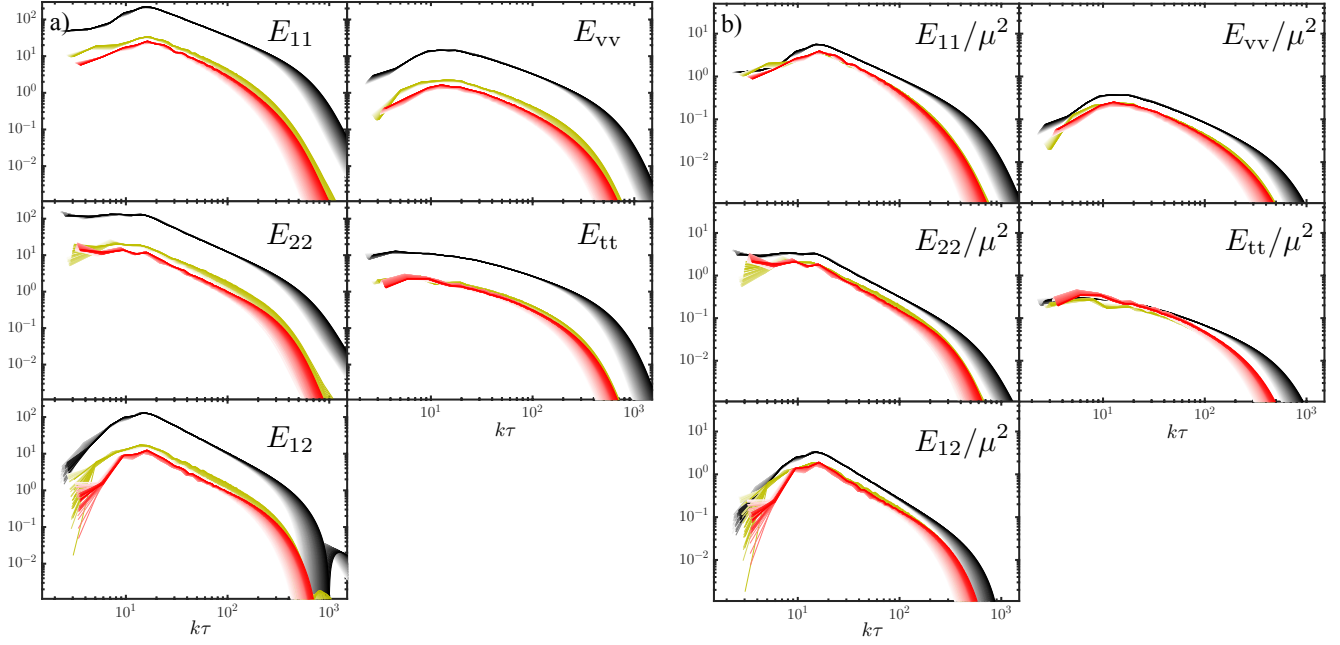


FIG. 8: As Fig. 5 but with the ETCs from matter domination. ETCs are extracted from $\tau_{\text{sim}} \in [600, 700]$ for $\beta < 1$ and $\tau_{\text{sim}} \in [600, 750]$ for $\beta = 1$.

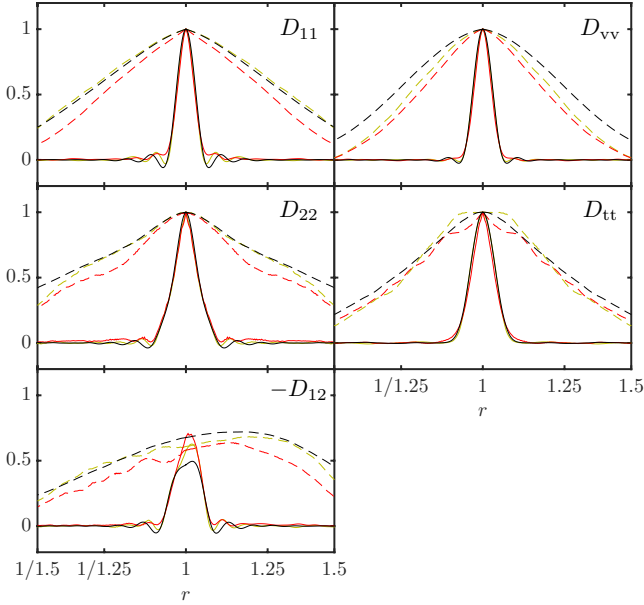


FIG. 9: Complete set of decoherence function in matter era. Five different functions are shown: on the left D_{11} , D_{22} and D_{21} from top to bottom, and on the right D_{vv} and D_{tt} from top to bottom. The colour scheme is maintained from previous plots: red for $\beta = 0.01$, yellow for $\beta = 0.025$, blue for $\beta = 0.1$, green for $\beta = 0.25$ and black for $\beta = 1.0$. The decoherence functions are computed for $k\tau = 10.5$ (dashed lines) and $k\tau = 100$ (solid lines).

- Phys.Rev. **D75**, 065015 (2007), astro-ph/0605018.
- [42] N. Bevis, M. Hindmarsh, M. Kunz, and J. Urrestilla, Phys.Rev. **D76**, 043005 (2007), 0704.3800.
- [43] M. Hindmarsh, J. Lizarraga, J. Urrestilla, D. Daverio, and M. Kunz, Phys. Rev. **D96**, 023525 (2017), 1703.06696.
- [44] K. Kajantie, M. Karjalainen, M. Laine, J. Peisa, and A. Rajantie, Phys.Lett. **B428**, 334 (1998), hep-ph/9803367.
- [45] R. J. Scherrer and A. Vilenkin, Phys.Rev. **D58**, 103501 (1998), hep-ph/9709498.
- [46] N. Bevis, M. Hindmarsh, M. Kunz, and J. Urrestilla, Phys.Rev. **D82**, 065004 (2010), 1005.2663.
- [47] D. Daverio, M. Hindmarsh, M. Kunz, J. Lizarraga, and J. Urrestilla, Phys. Rev. **D93**, 085014 (2016), [Erratum: Phys. Rev.D95,no.4,049903(2017)], 1510.05006.