

An Algorithm for computing the t-signature of two-state networks

M. Siavashi* and S. Zarezadeh[†]

Abstract

Due to the importance of *signature* vector in studying the reliability of networks, some methods have been proposed by researchers to obtain the signature. The notion of signature is used when at most one link may fail at each time instant. It is more realistic to consider the case where non of the components, one component or more than one component of the network may be destroyed at each time. Motivated by this, the concept of t-signature has been recently defined to get the reliability of such a network. The t-signature is a probability vector and depends only on the network structure. In this paper, we propose an algorithm to compute the t-signature. The performance of the proposed algorithm is evaluated for some networks.

Keywords: Network reliability, BFS algorithm, signature, binomial distribution.

1 Introduction

Network reliability modeling has been widely investigated in the literature. A network is defined as a collection of nodes, and links in which some particular nodes are considered as *terminals* set. Rail stations, telecommunication centers, and computers are examples of nodes, and rail ways, communication channels, and the cables between the computers are examples of links. The states of network are usually defined based on the connection between the terminals. In this paper, we assume that the nodes are absolutely reliable and the links are subject to failure. The network has two states: *up*, and *down* and the network state may change in the process of links failure. It should be mentioned that a coherent system can be considered as a two-state network with two terminals.

*Department of Computer Science, Engineering, and IT, School of Electrical and Computer Engineering, Shiraz University, Shiraz 71454, Iran (E-mail: m.siavashi@cse.shirazu.ac.ir)

[†]Department of Statistics, Shiraz University, Shiraz 71454, Iran (E-mail: s.zarezadeh@shirazu.ac.ir)

There are different models to get the reliability of networks. One of these models, which has been considerably explored, represents the reliability of network as a mixture of the reliability of ordered lifetimes of links; see [10] and [8]. Let T be the lifetime of a network having n links with independent and identically distributed (i.i.d.) lifetimes T_1, \dots, T_n . Under the assumption that there are not ties between the occurrence times of links failure, $P(T_i = T_j) = 0, i \neq j$, the network reliability is written as

$$P(T > t) = \sum_{i=1}^n s_i P(T_{i:n} > t), \quad t > 0, \quad (1)$$

where $T_{i:n}$ is the i th ordered lifetime of links and $s_i = P(T = T_{i:n})$, $i = 1, \dots, n$. The probability vector $\mathbf{s} = (s_1, \dots, s_n)$ is called *signature* which does not depend on the random mechanism of links failure and is only determined based on the network structure. Similar mixture representation is hold for the reliability of network when the links of network fail based on a counting process; see, [8] and [12]. In recent years, many researchers have been investigated the modeling of network reliability based on signature and its variants under various schemes and applications. See, among others, [6], [11], [2], [14].

The concept of signature has also combinatorially definition given in [7] as follows: Consider a network with n links and let $\pi = (e_{i_1}, e_{i_2}, \dots, e_{i_n})$ denote a permutation of the ordinal number of network links. Assume that all links are in up state and by moving from left to right of permutation, turn the state of each link from up to down. By the assumption that all permutations are equally probable, the signature is defined as $\mathbf{s} = (s_1, \dots, s_n)$ where

$$s_i = \frac{n_i}{n!}, \quad i = 1, \dots, n, \quad (2)$$

where n_i is the number of permutations in which the failure of the i th link causes the change of network state from up to down. It is difficult to compute the signature of a network with a large number of links. Two basic formulas were given in [3] to compute the signature of a system which can be decomposed into two subsystems. Da et al. [4] derived some formulas for computing the signature of a k -out-of- n system consisting of n modules. Marichal and Mathonet [9] proposed a method to get the signature of system using the diagonal section of the reliability function via derivatives. An algorithm was suggested in [7] to calculate the signature of two-state networks. Da et al. [5] gave an efficient algorithm for computing the signatures of systems with exchangeable components.

As mentioned before, the notion of signature is applicable when it is not possible to fail more than one link at each time instant; see, e.g., [7], [11]. It is more realistic to consider the case where more than one link may fail at each time. Motivated by this, Zarezadeh et al. [13] studied the reliability of two-state networks under the aforementioned assumption.

They considered a network which is subject to shocks and each shock may lead to links failure. The network finally fails by one of these shocks. Further, it was assumed that $N(t)$ denotes the number of links that fail up to time t , and T is the network lifetime. Under the assumption that the process of occurrence of the shocks is independent of the number of failed links, it was shown that

$$P(T > t) = \sum_{i=1}^n s_i^\tau P(N(t) \leq i - 1). \quad (3)$$

where $\mathbf{s}^\tau = (s_1^\tau, s_2^\tau, \dots, s_n^\tau)$ is called *t-signature* vector. The t-signature has the following combinatorial definition:

If there is possibility of failure of more than one link at each time instant, then the way of the order of links failure is different from ordinal permutation applied in the definition of signature. All ways of links failure are obtained in two stages: first we obtain all partitions of $\{1, \dots, n\}$ and then all permutations of the elements of each partition are considered. Therefore, the number of ways of order of links failure, denoted by n^* , has been obtained as

$$n^* = \sum_{j=1}^n \sum_{k=0}^j \binom{j}{k} (-1)^k (j - k)^n; \quad (4)$$

see Lemma 1 of [13]. Let the discrete random variable M denote the minimum number of links whose failures cause to fail the network in a way of links failure order. Clearly, M takes values on $\{1, 2, \dots, n\}$. Suppose n_i is the number of ways of the order of links failure in which $M = i$. Assuming that all ways of order of links failure are equally likely, the t-signature vector associated to the network is defined as $\mathbf{s}^\tau = (s_1^\tau, \dots, s_n^\tau)$ where

$$s_i^\tau = \frac{n_i}{n^*}, \quad i = 1, \dots, n.$$

It is clear that the t-signature depends only on the structure of the network and is free of the random mechanism of links failure. It should be mentioned that the t-signature converts to signature, defined in (2), when only usual permutations of links number are considered as all ways of order of links failure. An extension of t-signature to networks with three states is given in [1]. Due to the importance of t-signature in exploring the reliability of two-state networks, the aim of this paper is to propose an algorithm for computing the t-signature vector. For some networks, the performance of the algorithm is examined.

2 The proposed algorithm

Because of the importance of t-signature in analyzing the reliability and the failure time of networks, we give an algorithm for getting the t-signature of networks. To this, we first

give the following remark which has a key role in the proposed algorithm for computing the minimum number of links whose failure causes the network failure in each way of links failure order, M .

Remark 1. *A minimal path set is a minimal set of links whose working ensures the function of network. To fail the network, it is necessary to disconnect all corresponding minimal path sets.*

Let us first introduce the following notations.

Notations:

n	The number of links of the network.
n^*	The number of all ways of order of links failure
partitions:	All partitions of the given set
part:	An element of <i>partitions</i>
results:	An array to save the result of algorithm
all_orders:	An array with n^* elements which denotes all ways of order of links failure
order	An element of <i>all_orders</i> . Note that <i>order</i> is a vector whose elements are subsets of $\{1, \dots, n\}$.
source_node	The source node (terminal)
destination_node	The destination node (terminal)
removed_links:	An array to save the links which have been removed
failed_set:	The element of <i>order</i> which fails.
M	The minimum number of links whose failure causes to fail the network in each order.

From the definition of t-signature, for computing the t-signature, we need to find all ways of order of links failure. Then we first give an algorithm for this purpose.

Input: The set of network links

Output: All ways of order of links failure

initialization

all_orders \leftarrow []

for *part* in *partitions(links)*: **do**

 | all_orders.push(permutations(part))

end

return *all_orders*

Algorithm 1: An algorithm to derive all_orders

Consider a network represented by a graph \mathcal{G} in which the nodes are absolutely reliable and the links are subject to failure. Two nodes of network are selected as the source and the destination nodes (terminals set) of the network.

The following algorithm gives the t-signature corresponding to the network.

Input: The graph of network and its terminals set.

Output: The t-signature of network, $\mathbf{s}^\tau = (s_1^\tau, \dots, s_n^\tau)$.

initialization

results \leftarrow []

for *order in all_orders*: **do**

 | results.push(calculate_m(order))

end

for *i in range(1,n)*: **do**

 | $n_i \leftarrow$ count(results, *i*)

 | $s_i^\tau \leftarrow \frac{n_i}{n^*}$

 | **Print** s_i^τ

end

Algorithm 2: The algorithm for computing the exact value of t-signature

In Algorithm 2, “*calculate_m*” calculates the amount of M for each order of links failure. In fact, computation of M is the main part of our algorithm which we give the following algorithm for its computation.

Input: A way of order of links failure (*order*)

Output: The amount of M for *order*, $calculate_m(order)$

initialization

$M \leftarrow 0$

$removed_links \leftarrow []$

for *failed_set* in *order*: **do**

if *graph.has_route(source_node, destination_node, append(removed_links, failed_set))*:

then

$M \leftarrow M + \text{length}(failed_set)$

$removed_links \leftarrow removed_links + failed_set$

else

$M \leftarrow M + \text{find_min_m}(source_node, destination_node, removed_links, failed_set)$

break

end

end

return M

Input: *source_node*, *destination_node*, *removed_links*, *failed_set*

Output: The amount of m

initialization

$m=0$

while *graph.has_route(source_node, destination_node, removed_links)* **do**

$path = \text{graph.find_path}(source_node, destination_node, removed_links)$

for *link* in *path*: **do**

if *link* in *failed_set* **then**

$\text{append}(removed_links, link)$

end

end

$m \leftarrow m + 1$

end

return m

Function “*graph.hase_route*” explores the existence of path between *source_node* and *destination_node* using DFS or BFS algorithm when all links in *removed_links* and *failed_set* are removed. For the network after removing all links in *removed_links*, function *find_min_m*, based on Remark 1, explores the minimum number of links of *failed_set* whose failure cause the failure of network. The function “*graph.find_path*” finds a path between the source and destination nodes with respect to *removed_links*.

It is remarkable that the proposed algorithm can be also applied for networks with

more than two terminals. If the network is defined to be in up state if and only if all terminals are connected, the function "*graph.has_route*" should explore the existence of a path from a terminal to all other terminals which finally connects all terminals and the function *find_min_m* explores the minimum number of links of *failed_set* whose failure cause to disconnect the terminals of network.

As seen in Table 1, the number of n^* is very large even for $n = 9$. Then we need to get the approximate t-signature for large value of n^* . To this, we select the samples using the method of probability proportional to size (PPS) sampling in which the probability of selecting an order from partitions with k parts is equal to m_k/n^* where m_k is the size of total number of ordered partitions with k parts.

Table 1: The amount of n^* for different values of n .

n	$n!$	n^*
2	2	3
3	6	13
4	24	75
5	120	541
6	720	4,683
7	5,040	47,293
8	40,320	545,835
9	362,880	7,087,261
10	3,628,800	102,247,563
11	39,916,800	1,622,632,573
12	479,001,600	28,091,567,595

3 Examples

In this section, we examine the algorithm for some networks. The computer program is developed in Python v2.7.10. To run this program we use an intel core i5-4200U processor 1.6 GHz and 8 GB RAM under Windows 8 64-bit.

Example 1. Consider the network with graph as depicted in Figure 1 with terminals set $\mathcal{T} = \{b, c, d\}$. Let the links be subject to failure and the network be defined to be in up state if and only if all terminals are connected. Using the proposed algorithm, the t-signature vector is exactly obtained, by exploring all $n^* = 7087261$ possible permutations, as follows

$$\mathbf{s}^T = (0, 0.1030962, 0.2788933, 0.4374931, 0.1512359, 0.0292814, 0, 0, 0).$$

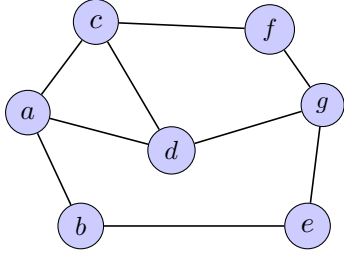


Figure 1: The network with 9 links and 7 nodes.

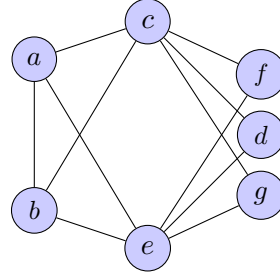


Figure 2: The network with 11 links and 7 nodes.

Example 2. Consider the network with the graph as depicted in Figure 2. This network has 7 nodes and 11 links in which the network is in up state if and only if there is a path between nodes a and d . As seen in Table 1, $n^* = 1,622,632,573$. To explore the accuracy of approximation, we get both exact t-signature and approximated signature. The result show that the accuracy of approximation is well even for $n = 30000$.

The algorithm can be coded using parallelism methods. Tables 2 and 3 represent the exact value of t-signature and approximated t-signature with sample sizes $n = 10^5, 10^6, 10^7, 10^8$, respectively, without parallelism method and using multi-threaded programming.

Table 2: The exact and approximated t-signature (single thread) in Example 2

i	10^5	10^6	10^7	10^8	Exact value
1	0.0	0.0	0.0	0.0	0.0
2	0.02767	0.02775	0.02767	0.02765	0.02621
3	0.05242	0.05292	0.05283	0.05277	0.05111
4	0.08791	0.08852	0.08844	0.08861	0.08714
5	0.15135	0.15222	0.15223	0.15229	0.15056
6	0.23675	0.23564	0.23536	0.23548	0.23622
7	0.21290	0.21272	0.21295	0.21284	0.21530
8	0.13491	0.13509	0.13520	0.13520	0.13705
9	0.06933	0.06920	0.06931	0.06912	0.07020
10	0.02677	0.02593	0.02601	0.02602	0.02621
11	0.0	0.0	0.0	0.0	0.0
Time (seconds)	7.60277	75.84628	774.67163	7686.12945	43246.43322

Table 3: The exact and approximated t-signature (16 threads) in Example 2

i	10^5	10^6	10^7	10^8
1	0.0	0.0	0.0	0.0
2	0.02763	0.02763	0.02765	0.02764
3	0.05343	0.05264	0.05279	0.05275
4	0.08688	0.08844	0.08866	0.08861
5	0.15034	0.15243	0.15223	0.15233
6	0.23716	0.23599	0.23559	0.23550
7	0.21419	0.21330	0.21272	0.21291
8	0.13469	0.13459	0.13530	0.13515
9	0.06960	0.06901	0.06904	0.06908
10	0.02609	0.02597	0.02603	0.02602
11	0.0	0.0	0.0	0.0
Time (seconds)	3.87203	27.03228	230.24221	2234.29665

Example 3. Consider the network of European cities with graph depicted in Figure 3. This network has 11 nodes and 26 links in which the network is in up state if and only if there is a path between nodes PAR and COP. Table 4 shows the approximated t-signature for given sample sizes. As shown in Table 4 the sampling method is accurate enough and more efficient to be used instead of running the algorithm for exact answer ($n^* = 4,002, 225, 759, 844, 168, 492, 486, 127, 539, 083$) for this network. The values in Table 4 are average of three runs.

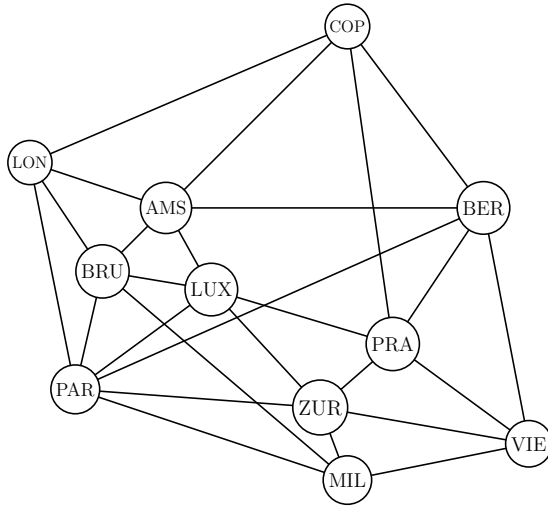


Figure 3: COST239 EON topology with 11 nodes and 26 links

Table 4: The approximated t-signature in Example 3

i	$N = 10^5$	$N = 10^6$	$N = 10^7$	$N = 10^8$
1	0.0	0.0	0.0	0.0
2	0.0	0.0	0.0	0.0
3	0.0	0.0	0.0	0.0
4	0.000123	0.000096	0.000108	0.000107
5	0.000403	0.000358	0.000366	0.000370
6	0.00077	0.00083	0.000881	0.000868
7	0.001817	0.001743	0.001713	0.001716
8	0.003137	0.003054	0.003083	0.003077
9	0.00521	0.00516	0.005180	0.005183
10	0.00853	0.008430	0.008462	0.008481
11	0.013697	0.013726	0.013630	0.013657
12	0.022213	0.021826	0.021973	0.021973
13	0.035277	0.035434	0.035208	0.035222
14	0.055277	0.055687	0.055619	0.055667
15	0.083723	0.084352	0.084427	0.084447
16	0.116567	0.117488	0.117858	0.117803
17	0.143217	0.143312	0.142924	0.142872
18	0.143917	0.143148	0.143169	0.143175
19	0.124207	0.122828	0.122804	0.122817
20	0.094087	0.093965	0.093951	0.093849
21	0.06492	0.065301	0.065438	0.065459
22	0.041783	0.041897	0.041940	0.041978
23	0.024777	0.024554	0.024533	0.024496
24	0.012253	0.012403	0.012319	0.012354
25	0.004097	0.004406	0.004414	0.004428
26	0.0	0.0	0.0	0.0

Also the t-signature of EON network with terminals set $\mathcal{T} = \{\text{LON, BER, MIL}\}$ and $N = 10^8$ samples is given in Table 5.

Table 5: The approximated t-signature in Example 3

i	s_i^T	i	s_i^T
1	0.0	14	0.0918775
2	0.0	15	0.1277313
3	0.0	16	0.1600846
4	0.0002034	17	0.1672263
5	0.0007383	18	0.1311279
6	0.0017856	19	0.0809734
7	0.0035858	20	0.0416957
8	0.0064395	21	0.0182939
9	0.0107812	22	0.0066694
10	0.0173560	23	0.0018301
11	0.0270999	24	0.0002743
12	0.0415685	25	0.0
13	0.0626574	26	0.0

References

- [1] Ashrafi, S., & Zarezadeh, S. (2018). A Shock-Based Model for the Reliability of Three-State Networks. *IEEE Transactions on Reliability*, 67(1), 274-284.
- [2] Coolen, F. P. A., & Coolen-Maturi, T. (2015). Predictive inference for system reliability after common-cause component failures. *Reliability Engineering & System Safety*, 135, 27-33.
- [3] Da, G., Zheng, B., & Hu, T. (2012). On computing signatures of coherent systems. *Journal of Multivariate Analysis*, 103(1), 142-150.
- [4] Da, G., Xia, L., & Hu, T. (2014). On computing signatures of k-out-of-n systems consisting of modules. *Methodology and Computing in Applied Probability*, 16(1), 223-233.
- [5] Da, G., Xu, M., & Chan, P. S. (2018). An efficient algorithm for computing the signatures of systems with exchangeable components and applications. *IIE Transactions*, 50(7), 584-595.
- [6] Eryilmaz, S. (2018). The number of failed components in a k-out-of-n system consisting of multiple types of components. *Reliability Engineering & System Safety*, 175, 246-250.
- [7] Gertsbakh, I. and Shpungin, Y. (2009), *Models of Network Reliability. Analysis, Combinatorics, and Monte Carlo*, CRC Press.
- [8] Gertsbakh, I. and Shpungin, Y. (2011), *Network Reliability and Resilience*. Springer Briefs, Springer.

- [9] Marichal, J. L., & Mathonet, P. (2013). Computing system signatures through reliability functions. *Statistics & Probability Letters*, 83(3), 710-717.
- [10] Samaniego, F. J. (1985), On closure of the IFR class under formation of coherent systems, *IEEE Transaction on Reliability*, **34**, 69-72.
- [11] Samaniego, F. J. (2007), *System Signatures and Their Applications in Reliability Engineering*. New York, Berlin: Springer.
- [12] Zarezadeh, S., and Asadi, M. (2013). Network reliability modeling under stochastic process of component failures. *IEEE Transactions on Reliability*, **62**(4), 917-929.
- [13] Zarezadeh, S., Ashrafi, S. and Asadi, M. (2016). A shock model based approach to network reliability. *IEEE Transactions on Reliability*, **65**(2), 992-1000.
- [14] Zarezadeh, S., Mohammadi, L., & Balakrishnan, N. (2018). On the joint signature of several coherent systems with some shared components. *European Journal of Operational Research*, 264(3), 1092-1100.