

The pion-nucleon σ term from pionic atoms

E. Friedman, A. Gal*

Racah Institute of Physics, The Hebrew University, 91904 Jerusalem, Israel

Abstract

Earlier work suggested that the in-medium πN threshold isovector amplitude $b_1(\rho)$ gets renormalized in pionic atoms by $\sim 30\%$ away from its $\rho = 0$ free-space value, relating such renormalization to the leading low-density decrease of the in-medium quark condensate $\langle \bar{q}q \rangle$ and the pion decay constant f_π in terms of the pion-nucleon σ term $\sigma_{\pi N}$. Accepting the validity of this approach, we extracted $\sigma_{\pi N}$ from a large-scale fit of pionic-atom level shift and width data across the periodic table. Our fitted value $\sigma_{\pi N} = 57 \pm 7$ MeV is robust with respect to variation of πN interaction terms other than the isovector s -wave term with which $\sigma_{\pi N}$ was associated. Higher order corrections to the leading order in density involve some cancellations, suggesting thereby only a few percent overall systematic uncertainty. The value of $\sigma_{\pi N}$ derived here agrees with values obtained in several recent studies based on near-threshold πN phenomenology, but sharply disagrees with values obtained in recent direct lattice QCD calculations.

Keywords: pion-nucleon σ term; pionic atoms; in-medium quark condensate.

1. Introduction

The πN σ term

$$\sigma_{\pi N} = \frac{\bar{m}_q}{2m_N} \sum_{u,d} \langle N | \bar{q}q | N \rangle, \quad \bar{m}_q = \frac{1}{2}(m_u + m_d), \quad (1)$$

records the contribution of explicit chiral symmetry breaking to the nucleon mass m_N arising from the non-zero value of the u and d quark masses in

*Corresponding author: Avraham Gal, avragal@savion.huji.ac.il

QCD. A wide spectrum of evaluated $\sigma_{\pi N}$ values, from about 20 to 80 MeV, was compiled by Sainio back in 2002 [1]. Recent evaluations roughly fall into two classes: (i) pion-nucleon low-energy phenomenology, using πN s -wave scattering lengths derived precisely from pionic hydrogen and deuterium, results in calculated values of $\sigma_{\pi N} \sim (50 - 60)$ MeV [2, 3, 4, 5, 6], the most recent of which is 58 ± 5 MeV, whereas (ii) recent lattice QCD calculations reach values of $\sigma_{\pi N} \sim (30 - 50)$ MeV [7, 8, 9, 10, 11, 12], the most recent of which is 26 ± 7 MeV. However, when augmented by chiral perturbation expansions such lattice calculations may lead also to values of about 50 MeV, see e.g. Refs. [13, 14, 15, 16]. This spread of calculated $\sigma_{\pi N}$ values is discussed further in the concluding section.¹

Here we show that the wealth of data on pionic atoms across the periodic table provides a precise determination of $\sigma_{\pi N}$. The experimental database for pionic atoms is the most extensive of all hadronic atoms [17, 18], offering a useful test-ground for studying in-medium effects. On the theory side, the near-threshold pion-nucleus optical potential V_{opt} is given by single-nucleon πN interaction terms approximated by their free-space values, with relatively small contributions from absorption on two nucleons. Our recent analysis of pionic atoms [19] demonstrated robustness in the quality of fitting the data against details of the applied analysis methodology.

The starting point in discussing in-medium renormalization in pionic atoms is that the free-space isoscalar and isovector πN scattering lengths derived in a chiral perturbation calculation [20] from pionic hydrogen and pionic deuterium precise X-ray measurements [21, 22],

$$b_0^{\text{free}} = 0.0076 \pm 0.0031 m_\pi^{-1}, \quad b_1^{\text{free}} = -0.0861 \pm 0.0009 m_\pi^{-1}, \quad (2)$$

are well approximated by the Tomozawa-Weinberg (TW) leading-order chiral limit [23]

$$b_0^{\text{TW}} = 0, \quad b_1^{\text{TW}} = -\frac{\mu_{\pi N}}{8\pi f_\pi^2} = -0.079 m_\pi^{-1}, \quad (3)$$

where $\mu_{\pi N}$ is the pion-nucleon reduced mass and $f_\pi = 92.2$ MeV is the free-space pion decay constant. This expression for the isovector amplitude b_1 suggests that its in-medium renormalization is directly connected to that of

¹Some works denote the entity defined by the r.h.s. of (1) as the nucleon σ term σ_N . The notation adopted in the present work, $\sigma_{\pi N}$, follows that of recent works rooted in the low-energy non-strange sector of hadronic physics, e.g. [4].

the pion decay constant f_π , given to first order in the nuclear density ρ by the Gell-Mann - Oakes - Renner (GOR) expression [24]

$$\frac{f_\pi^2(\rho)}{f_\pi^2} = \frac{\langle \bar{q}q \rangle_\rho}{\langle \bar{q}q \rangle} \simeq 1 - \frac{\sigma_{\pi N}}{m_\pi^2 f_\pi^2} \rho, \quad (4)$$

where $\langle \bar{q}q \rangle_\rho$ stands for the in-medium quark condensate and $\sigma_{\pi N}$ is the pion-nucleon σ term. The decrease of $\langle \bar{q}q \rangle_\rho$ with density in Eq. (4) marks the leading low-density behavior of the order parameter of the spontaneously broken chiral symmetry. Recalling the f_π dependence of b_1^{TW} in Eq. (3), Eq. (4) suggests the following density dependence for the in-medium b_1 :

$$b_1 = b_1^{\text{free}} \left(1 - \frac{\sigma_{\pi N}}{m_\pi^2 f_\pi^2} \rho \right)^{-1}. \quad (5)$$

In this model, introduced by Weise [25, 26], the explicitly density-dependent $b_1(\rho)$ of Eq. (5) figures directly in the pion-nucleus s -wave near-threshold potential. Studies of pionic atoms [27, 28, 29, 30, 31, 32, 33, 34, 35, 36] and low-energy pion-nucleus scattering [37, 38] confirmed that the πN isovector s -wave interaction term is indeed renormalized in agreement with Eq. (5). It is this in-medium renormalization that brings in $\sigma_{\pi N}$ to the interpretation of pionic-atom data. However, the value of $\sigma_{\pi N}$ was held fixed around 50 MeV in these studies, with no attempt to determine its optimal value.

In the present work, we kept to the πN isovector s -wave amplitude b_1 renormalization given by Eq. (5), but adopted a reversed approach of fitting $\sigma_{\pi N}$ to a comprehensive set of pionic atoms data across the periodic table. Other real πN interaction parameters fitted simultaneously with $\sigma_{\pi N}$ converged at expected free-space values. Holding these parameters fixed at the converged values, except for the tiny isoscalar s -wave amplitude b_0 which is renormalized primarily by a double-scattering term (see below), we get a best-fit value of $\sigma_{\pi N} = 57 \pm 7$ MeV.

The paper is organized as follows. In Sect. 2 we outline the methodology applied to fitting pionic atoms data. Results are given in Sect. 3, followed by discussion in Sect. 4 of estimated deviations from the linear-density expression (4) and their impact on the value derived for $\sigma_{\pi N}$.

2. Methodology

Here we briefly review the methodology applied in our recent work [19] to dealing with pionic atoms data, using energy-dependent optical potentials within a suitably constructed subthreshold model. For a recent review

focusing on K^- and η nuclear near-threshold physics, see Ref. [39]. The pion self-energy operator $\Pi(E, \vec{p}, \rho)$ in nuclear matter of density ρ enters the in-medium pion dispersion relation [18]

$$E^2 - \vec{p}^2 - m_\pi^2 - \Pi(E, \vec{p}, \rho) = 0, \quad (6)$$

where \vec{p} and E are the pion momentum and energy, respectively, in nuclear matter of density ρ . The resulting pion-nuclear optical potential V_{opt} , defined by $\Pi(E, \vec{p}, \rho) = 2EV_{\text{opt}}$, enters the wave equation for the pion at or near threshold:

$$[\nabla^2 - 2\mu(B + V_{\text{opt}} + V_c) + (V_c + B)^2] \psi = 0, \quad (7)$$

where $\hbar = c = 1$ was implicitly assumed in these equations. In this expression, μ is the pion-nucleus reduced mass, B is the complex binding energy, V_c is the finite-size Coulomb interaction of the pion with the nucleus, including vacuum-polarization terms, all added according to the minimal substitution principle $E \rightarrow E - V_c$. Interaction terms negligible with respect to $2\mu V_{\text{opt}}$, i.e. $2V_c V_{\text{opt}}$ and $2B V_{\text{opt}}$, were omitted. We use the Ericson-Ericson form [40]

$$2\mu V_{\text{opt}}(r) = q(r) + \vec{\nabla} \cdot \left(\frac{\alpha_1(r)}{1 + \frac{1}{3}\xi\alpha_1(r)} + \alpha_2(r) \right) \vec{\nabla}, \quad (8)$$

with its s -wave part $q(r)$ and p -wave part, $\alpha_1(r)$ and $\alpha_2(r)$, given by [18]

$$\begin{aligned} q(r) = & -4\pi\left(1 + \frac{\mu}{m_N}\right)\{b_0[\rho_n(r) + \rho_p(r)] + b_1[\rho_n(r) - \rho_p(r)]\} \\ & -4\pi\left(1 + \frac{\mu}{2m_N}\right)4B_0\rho_n(r)\rho_p(r), \end{aligned} \quad (9)$$

$$\alpha_1(r) = 4\pi\left(1 + \frac{\mu}{m_N}\right)^{-1}\{c_0[\rho_n(r) + \rho_p(r)] + c_1[\rho_n(r) - \rho_p(r)]\} \quad (10)$$

$$\alpha_2(r) = 4\pi\left(1 + \frac{\mu}{2m_N}\right)^{-1}4C_0\rho_n(r)\rho_p(r), \quad (11)$$

where ρ_n and ρ_p are the neutron and proton density distributions normalized to the number of neutrons N and number of protons Z , respectively. The coefficients b_0 and b_1 in Eq. (9) are effective, density-dependent pion-nucleon isoscalar and isovector s -wave scattering amplitudes, respectively, evolving from the free-space scattering lengths b_0^{free} and b_1^{free} of Eq. (2), and are essentially real near threshold. Similarly, the coefficients c_0 and c_1 in Eq. (10) are effective p -wave scattering amplitudes which, since the p -wave part of

V_{opt} acts mostly near the nuclear surface, are close to the free-space scattering volumes c_0^{free} and c_1^{free} provided $\xi = 1$ is applied in the Lorentz-Lorenz renormalization of α_1 in Eq. (8). The parameters B_0 and C_0 represent multi-nucleon absorption and therefore have an imaginary part. Their real parts stand for dispersive contributions which often are absorbed into the respective single-nucleon amplitudes. Below we focus on the s -wave part $q(r)$ of V_{opt} .

Regarding the isoscalar amplitude b_0 , since the free-space value b_0^{free} in Eq. (2) is exceptionally small, it is customary in the analysis of pionic atoms to supplement it by double-scattering contributions induced by Pauli correlations which give rise to explicit density dependence of the form [40, 41]

$$b_0 \rightarrow b_0 - \frac{3}{2\pi}(b_0^2 + 2b_1^2)p_F, \quad (12)$$

where p_F is the local Fermi momentum corresponding to the local nuclear density $\rho = 2p_F^3/(3\pi^2)$.²

Regarding the isovector amplitude b_1 , it is given by the r.h.s. of Eq. (5) in terms of a free-space b_1^{free} and $\sigma_{\pi N}$. It affects primarily level shifts in pionic atoms with $N - Z \neq 0$. However, it affects also $N = Z$ pionic atoms through the dominant quadratic b_1 contribution to the r.h.s. of Eq. (12). This dominance follows already at the level of the free-space b_1^{free} from a systematic expansion of the pion self-energy up to $O(p^4)$ in nucleon and pion momenta within chiral perturbation theory [43]. To understand why the in-medium b_1 of Eq. (5) enters the Pauli-correlation double-scattering contribution to Eq. (12), we recall how it was introduced in Ref. [31]. The *energy dependence* of the pion self-energy operator $\Pi(E, \vec{p}, \rho)$ in a uniform medium of density ρ was traded there for an equivalent *energy independent* optical potential, with b_1^{free} promoted to a density dependent in-medium b_1 , Eq. (5). Once done, it is this b_1 , not b_1^{free} , that enters as input the formal derivation [44] of the Pauli-correlation double-scattering term. This approach has been practised in numerous global fits to pionic atoms by us [18, 19] as well as by other groups, e.g., Geissel et al. [29].

An important ingredient in the analysis of pionic atoms are the nuclear densities that enter the potential, Eqs. (9)–(11). With proton densities deter-

²Note added in proof: the double-scattering term in (12) is missing a kinematical factor $(1 + m_\pi/m_N)$ [42] which, when included, hardly affects our results. The role of double-scattering contributions in general will be discussed by us in a forthcoming paper.

mined from nuclear charge densities, we vary the neutron densities searching for a best agreement with the pionic atoms data. A linear dependence of $r_n - r_p$, the difference between the root-mean-square (rms) radii, on the neutron excess ratio $(N - Z)/A$ has been recognized as a useful and relevant representation, parameterized across the periodic table as

$$r_n - r_p = \gamma \frac{N - Z}{A} + \delta, \quad (13)$$

with γ close to 1.0 fm and δ close to zero. Two-parameter Fermi distributions were used for ρ_p and ρ_n with the same diffuseness parameter for protons and neutrons, the so-called ‘skin’ shape [18, 45] which was found to yield lower values of χ^2 than other shapes do for pions. Here we used $\delta = -0.035$ fm and varied the parameter γ . With $\gamma=1$ fm, for example, the ‘neutron skin’ of ^{208}Pb is $r_n - r_p = 0.177$ fm which agrees well with recent values derived specifically for ^{208}Pb from several sources.³ In what follows, rather than show results as a function of the neutron-excess parameter γ of Eq. (13), we present results as a function of the *implied* value of $r_n - r_p$ for ^{208}Pb , as this quantity has been discussed extensively in recent years, e.g. Refs. [50, 51], particularly in the context of neutron stars.

3. Results

In line with our previous studies of pionic atoms [18, 19] we performed global fits to strong interaction level shifts and widths across the periodic table, from Ne to U, including ‘deeply bound’ states in Sn isotopes and in ^{205}Pb . This approach provides an average behavior of the πN interaction parameters within an optical potential model, Eqs. (8)–(11). Fits were made over a wide range of values for the neutron-excess radius parameter γ . The lowest values of χ^2 were obtained, as expected, when varying all eight parameters of the optical potential. Whereas the imaginary parts $\text{Im } B_0$ and $\text{Im } C_0$ were well-determined and hardly varied over a wide range of values tested for γ , their real parts $\text{Re } B_0$ and $\text{Re } C_0$ were poorly determined and varied over a broad range. Moreover, they displayed correlations with the two resulting

³For example, $0.16 \pm 0.02 \pm 0.04$ fm from \bar{p} atoms [46], $0.156^{+0.025}_{-0.021}$ fm from $E1$ polarizability studies [47], 0.15 ± 0.08 fm from π^- atoms [48], 0.11 ± 0.06 fm from π^+ total reaction cross sections [48], and $0.15 \pm 0.03^{+0.01}_{-0.03}$ fm from coherent pion photoproduction measurements at MAMI [49].

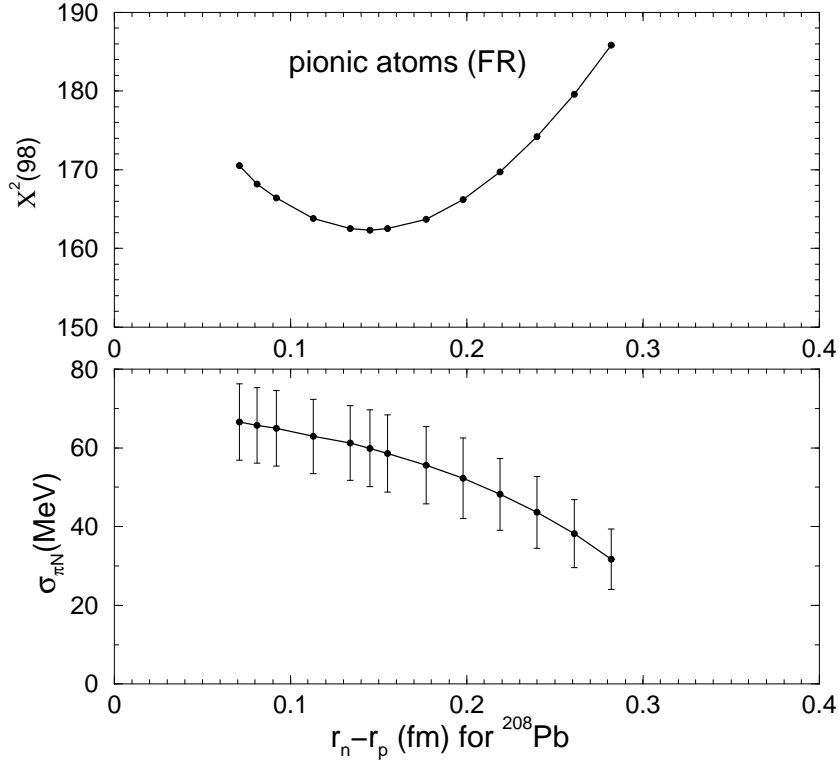


Figure 1: Fits to pionic atoms for different values of the neutron-excess radius parameter γ , presented as the implied neutron skin for ^{208}Pb . Top: χ^2 values for 98 data points with six adjusted parameters, including $\sigma_{\pi N}$. FR denotes finite-range folding of πN p -wave interaction terms. Bottom: derived values of $\sigma_{\pi N}$.

scattering volumes c_1 , c_0 , respectively. With $\text{Re } B_0$ and $\text{Re } C_0$ kept zero, all the other parameters turned out to be well determined. Consequently most of the resulting πN interaction terms, but not the πN σ term $\sigma_{\pi N}$, turned out to be independent of the neutron-excess radius parameter γ . We note that when b_1^{free} was used in the double scattering term (12) instead of the in-medium b_1 form (5), the lowest χ^2 increased by about 5 units. With an achieved χ^2 per degree of freedom of 1.7 this increase means three standard deviations.

Extensive fits essentially displayed *correlations* between rms radii of the neutron density distribution and the resulting $\sigma_{\pi N}$, as shown in Fig. 1. The figure shows fits with six adjusted parameters, namely b_0 , $\sigma_{\pi N}$, $\text{Im } B_0$, c_0 , c_1

and $\text{Im } C_0$. As in earlier work [18] a finite range (FR) folding of rms radius of 0.9 fm was applied to the πN p -wave interaction terms. The bottom part of the figure shows the derived $\sigma_{\pi N}$ values with their uncertainties. An interesting by-product of these fits is the value 0.15 ± 0.03 fm of the implied neutron skin of ^{208}Pb , taken from the minimum of the χ^2 curve in the top part of the figure, in agreement with the values cited in a footnote to the text at the end of Sect. 2 above.

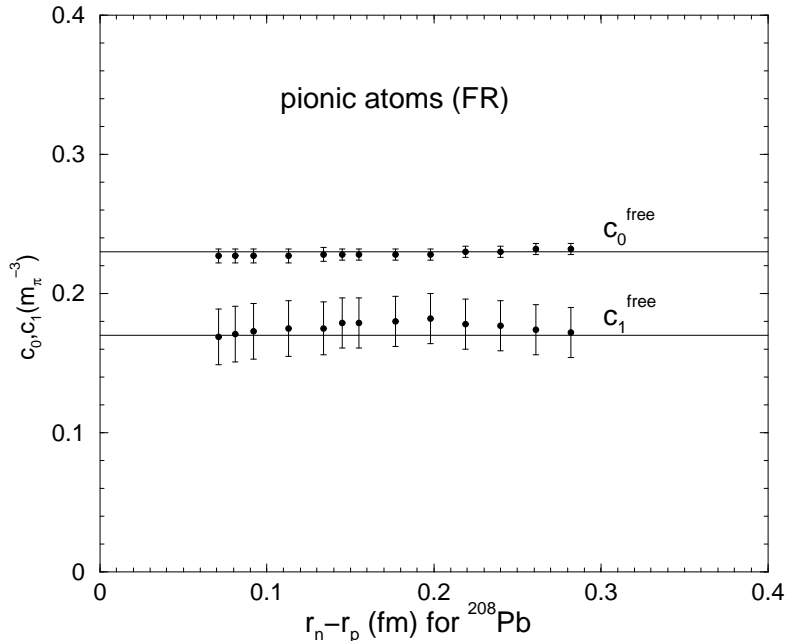


Figure 2: Values of the πN p -wave parameters c_0 and c_1 obtained in the FR fits of Fig. 1. The horizontal lines mark the SAID [52] free-space values c_0^{free} and c_1^{free} of the πN scattering volumes.

In the fits shown in Fig. 1, the single-nucleon isoscalar c_0 and isovector c_1 parameters of the πN p -wave potential $\alpha_1(r)$ turned out to agree with the corresponding values of the free-space πN scattering volumes. This is shown in Fig. 2.

With c_0 and c_1 hardly dependent on the neutron densities, one could keep these fixed during fits to reduce the uncertainties of the resulting values of $\sigma_{\pi N}$. Figure 3 shows two such fits with fixed values, both analogous to Fig. 1, one with p -wave finite-range folding (FR, solid lines, black), and one without

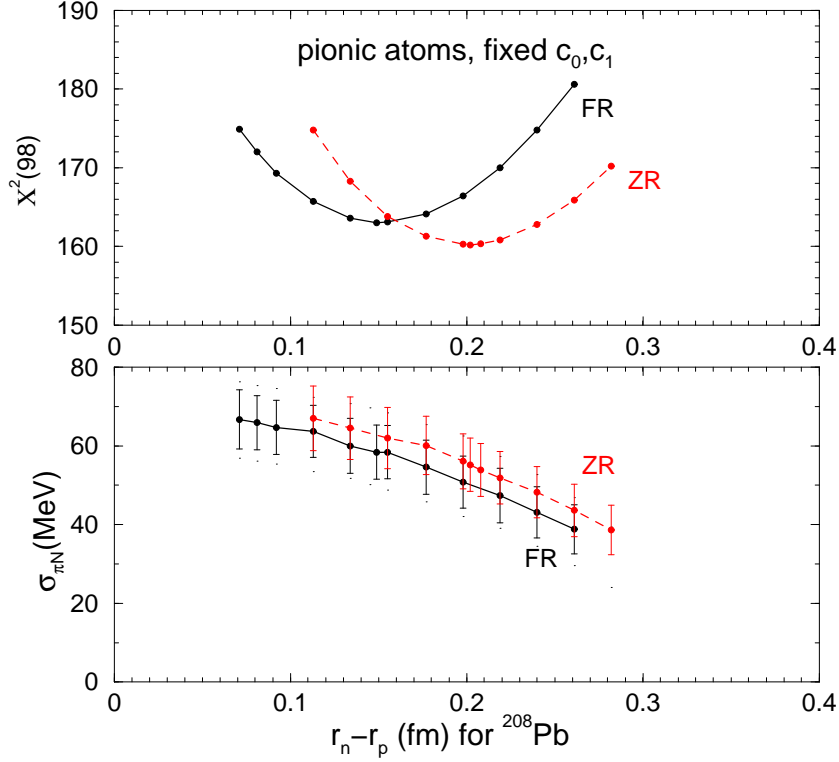


Figure 3: FR and ZR fits to pionic atoms for different values of the neutron-excess radius parameter γ , presented as the implied ^{208}Pb neutron skin, with fixed values of c_0 and c_1 . Top: χ^2 values for 98 data points. Bottom: fitted values of $\sigma_{\pi N}$. Black (red) solid (dashed) lines correspond to FR (ZR).

folding (ZR, dashed lines, red). In both parts of Fig. 3 the red curves are shifted to the right of the corresponding black curves, but for the best fit values of $\sigma_{\pi N}$, at the minima of χ^2 , there is hardly any difference between the FR and ZR models, regardless of the ~ 0.06 fm difference between the best implied values of the ^{208}Pb skin in these models. With fixed c_0 and c_1 , the fitting errors are indeed smaller than those in Fig. 1. The average value for $\sigma_{\pi N}$ from Fig. 3 is $\sigma_{\pi N} = 57 \pm 7$ MeV. For p -wave FR folding with rms radius smaller than 0.9 fm the resulting curves in Fig. 3 are located between the 0.9 fm FR curve and the ZR curve. We note that a size of order 1 fm appears naturally for πN p -wave form factors fitted to the Δ resonance P_{33} phase shifts [53].

4. Discussion and summary

The pionic atoms fits and the value of the πN σ term $\sigma_{\pi N}$ extracted in the present work are based on the in-medium renormalization of the near-threshold πN isovector scattering amplitude b_1 as given by Eq. (5), derived from Eq. (4) for the leading order in-medium decrease of the quark condensate $\langle \bar{q}q \rangle$. Higher order corrections to this simple form have been proposed in the literature and are discussed briefly below to see how much they affect our fitted value of $\sigma_{\pi N}$. Generally, one does not expect appreciable corrections simply because typical nuclear densities probed in pionic atoms are only about 0.6 [30] or even 0.5 [54] of nuclear matter density. A representative effective density of $\rho_{\text{eff}} = 0.1 \text{ fm}^{-3}$ is used for the two types of corrections discussed below.

Kaiser et al. [55] extended Eq. (4) to

$$\frac{\langle \bar{q}q \rangle_\rho}{\langle \bar{q}q \rangle} = 1 - \frac{\rho}{f_\pi^2} \left[\frac{\sigma_{\pi N}}{m_\pi^2} \left(1 - \frac{3p_F^2}{10m_N^2} + \frac{9p_F^4}{56m_N^4} \right) + \frac{\partial E(\rho)/A}{\partial m_\pi^2} \right], \quad (14)$$

accounting for kinetic energy contributions up to order m_N^{-3} in the Fermi gas model plus NN correlation contributions from one- and two-pion interaction terms. At density $\rho_{\text{eff}} = 0.1 \text{ fm}^{-3}$ and for $\sigma_{\pi N} = 60 \text{ MeV}$ the r.h.s. of Eq. (14) is about 0.75, larger than the purely linear density expression by about 0.03. Most of this increase is owing to the NN correlation contributions. If we wish to absorb at ρ_{eff} this departure from linearity in ρ into an effective linear density form, Eq. (4), we need to *increase* our fitted $\sigma_{\pi N}$ value by about 7 MeV. A smaller increase results by following a chiral approach up to next-to-leading order [56].

Jido and collaborators [57] extended the GOR expression Eq. (4) by including the increase of the in-medium pion mass $m_\pi(\rho)$ in symmetric nuclear matter⁴ from its free-space value m_π :

$$\frac{f_\pi^2(\rho)}{f_\pi^2} = \frac{m_\pi^2}{m_\pi^2(\rho)} \frac{\langle \bar{q}q \rangle_\rho}{\langle \bar{q}q \rangle} \simeq \frac{m_\pi^2}{m_\pi^2(\rho)} \left(1 - \frac{\sigma_{\pi N}}{m_\pi^2 f_\pi^2} \rho \right), \quad (15)$$

and also by adding corrections of order $\rho^{4/3}$ [58, 59] which at ρ_{eff} are negligible. The pion mass dependence in Eq. (15) leads to the following modification of

⁴In asymmetric nuclear matter the charged pion masses split, with m_{π^-} increasing further owing to the repulsive b_1 isovector s -wave πN interaction term [43]. This effect is disregarded in the estimate given below.

Eq. (5) for the near-threshold πN isovector amplitude:

$$b_1 = b_1^{\text{free}} \frac{m_\pi^2(\rho)}{m_\pi^2} \left(1 - \frac{\sigma_{\pi N}}{m_\pi^2 f_\pi^2} \rho \right)^{-1}. \quad (16)$$

The pion mass in $N = Z$ isospin-zero symmetric nuclear matter increases from its free-space value m_π to $m_\pi(\rho)$ owing to the weakly repulsive b_0 isoscalar s -wave πN interaction term. Identifying the in-medium pion mass with $E(\vec{p} = 0)$ in the dispersion equation (6) and using Eq. (9) with an appropriate subthreshold value [19] $\bar{b}_0 = -0.011(2) m_\pi^{-1}$ corresponding to our best fit threshold value $b_0 = -0.022(2) m_\pi^{-1}$, we obtain for the difference $\delta m_\pi^2 = m_\pi^2(\rho) - m_\pi^2$ at $\rho_{\text{eff}} = 0.1 \text{ fm}^{-3}$:

$$\delta m_\pi^2 \approx -4\pi \left(1 + \frac{m_\pi}{m_N} \right) \bar{b}_0 \rho_{\text{eff}} = 0.045(8) m_\pi^2, \quad (17)$$

or equivalently $m_\pi^2(\rho_{\text{eff}})/m_\pi^2 = 1.045(8)$. Interestingly, this isoscalar contribution to $m_\pi^2(\rho)$ agrees with a rescattering contribution to the pion in-medium self energy, derived in Ref. [60] with the purpose of providing additional renormalization of b_1^{free} beyond the leading $\sigma_{\pi N}$ contribution given by Eq. (5).⁵ With this increased in-medium pion mass, our best-fit central value of $\sigma_{\pi N} = 57 \text{ MeV}$ *decreases*, by just $(7 \pm 1) \text{ MeV}$, to $(50 \pm 1) \text{ MeV}$. Perhaps fortuitously, the two higher-order effects considered here upon deriving $\sigma_{\pi N}$ from pionic atoms, Eqs. (14) and (16), cancel each other.

It is worth recalling that the attractive isoscalar p -wave πN interaction term was disregarded in this uniform nuclear matter estimate where the pion momentum vanishes. In finite-size nuclei, however, multiplying $p_F(\rho_{\text{eff}})$ by $m_\pi/(m_N + m_\pi)$ a representative pion effective momentum of $p_{\text{eff}} = 29.1 \text{ MeV}$ is obtained. This leads to the following p -wave contribution:

$$\delta m_\pi^2 \approx -\frac{4\pi \left(1 + \frac{m_\pi}{m_N} \right)^{-1} c_0 \rho_{\text{eff}}}{1 + \frac{1}{3} 4\pi \left(1 + \frac{m_\pi}{m_N} \right)^{-1} c_0 \rho_{\text{eff}}} p_{\text{eff}}^2 = -0.025 m_\pi^2, \quad (18)$$

⁵Ref. [60] deals with several other in-medium modifications that require separate discussion. In particular, their rescattering contribution, which as pointed out here is equivalent to in-medium pion mass renormalization, was considered earlier by Delorme et al. [61]. For this contribution, adding a factor π missing in the denominator of Eq. (28) in Ref. [60], one obtains $(\delta b_1/b_1^{\text{free}}) \approx (3p_F \rho_{\text{eff}})/(16\pi^2 f_\pi^4) = 0.0454$, in agreement with Eq. (17) above.

using $c_0^{\text{free}} = 0.230 m_\pi^{-3}$. Adding up these s -wave and p -wave contributions, we get $m_\pi^2(\rho_{\text{eff}})/m_\pi^2 = 1.020(8)$, leading to a decrease of our best-fit $\sigma_{\pi N}$ central value of 57 MeV, by only (3 ± 1) MeV, to (54 ± 1) MeV.

To conclude the discussion, we note that unlike most determinations of $\sigma_{\pi N}$ that rely heavily on the vanishingly small and highly model dependent value of the free-space πN isoscalar scattering length b_0^{free} , the present work is based on the considerably larger and nearly model independent value of the free-space πN isovector scattering length b_1^{free} . The dependence of $\sigma_{\pi N}$ on the input free-space πN scattering lengths, within any specific hadronic model calculation, is given according to the Bonn-Jülich (BJ) group [62] by

$$\sigma_{\pi N} \approx (59 \pm 3) \text{ MeV} + 1.116 \Delta b_0^{\text{free}} + 0.390 \Delta b_1^{\text{free}}, \quad (19)$$

where (59 ± 3) MeV is the BJ calculated $\sigma_{\pi N}$ value [4] and Δb_j^{free} , $j = 0, 1$, is the difference between the values of b_j^{free} (in units of $10^{-3} m_\pi^{-1}$) used in that specific model and in the BJ calculation. Two sets were suggested by BJ for $(b_0^{\text{free}}, b_1^{\text{free}})$,

$$\text{BJ : } (-0.9, -85.3) \cdot 10^{-3} m_\pi^{-1}, \quad (+7.9, -85.4) \cdot 10^{-3} m_\pi^{-1}, \quad (20)$$

depending on how charge dependence is considered. These two sets differ mostly in the b_0^{free} values. To demonstrate the use of Eq. (19) we refer to the evaluation of the πN σ term in Ref. [63] from $\pi^\pm p$ scattering data taken by the CHAOS group at TRIUMF [64]. Extrapolating from the lowest pion kinetic energy of 19.9 MeV reached in the experiment, the value used in Ref. [63] was $b_0^{\text{free}} = (-9.7 \pm 0.9) \cdot 10^{-3} m_\pi^{-1}$. Eq. (19) ‘predicts’ then $\sigma_{\pi N} = 49 \pm 3$ or 39 ± 3 MeV, depending on the choice made for b_0^{free} in Eq. (20), in rough agreement with the value $\sigma_{\pi N} = (44 \pm 12)$ MeV derived in Ref. [63]. Similarly, the increase of $\sigma_{\pi N}$ from the older value (45 ± 8) MeV derived by Gasser, Leutwyler and Sainio [65] to the very recent (59 ± 3) MeV [4] is related, according to Eq. (19), to the use by the BJ group of the more precise πN scattering lengths as extracted recently from $\pi^- \text{H}$ and $\pi^- \text{D}$ atoms.

In conclusion, we have derived in this work a value of $\sigma_{\pi N} = 57 \pm 7$ MeV from a large scale fit to pionic atoms observables, in agreement with the relatively high values reported in recent studies based on modern hadronic πN phenomenology [6], but in disagreement with the low $\sigma_{\pi N}$ values reached in the modern lattice QCD calculations, e.g. [12]. Our derivation is based on the model introduced by Weise and collaborators [25, 26, 31] for the in-medium renormalization of the πN near-threshold isovector scattering amplitude, using its leading density dependence Eq. (5), and was found robust in fitting

the wealth of pionic atoms data against variation of other πN interaction parameters that enter the low-energy pion self-energy operator. The two types of model corrections beyond the leading density dependence considered here were found to be relatively small, a few MeV each, and partly canceling each other. Further model studies are necessary to confirm this conclusion.

Acknowledgments

We thank Wolfram Weise for a useful communication [66] on in-medium and partial restoration of chiral symmetry effects on $\sigma_{\pi N}$.

References

- [1] M.E. Sainio, πN Newsletter 16 (2002) 138 (arXiv:hep-ph/0110413).
- [2] J.M. Alarcón, J.M. Camalich, J.A. Oller, Phys. Rev. D 85 (2012) 051503.
- [3] Y.-H. Chen, D.-L. Yao, H.Q. Zheng, Phys. Rev. D 87 (2013) 054019.
- [4] M. Hoferichter, J. Ruiz de Elvira, B. Kubis, U.-G. Meißner, Phys. Rev. Lett. 115 (2015) 092301.
- [5] V. Dmitrašinović, H.-X. Chen, A. Hosaka, Phys. Rev. C 93 (2016) 065208.
- [6] J. Ruiz de Elvira, M. Hoferichter, B. Kubis, U.-G. Meißner, J. Phys. G 45 (2018) 024001.
- [7] R. Horsley, et al. (QCDSF-UKQCD Collaboration), Phys. Rev. D 85 (2012) 034506.
- [8] S. Durr, et al. (BMW Collaboration), Phys. Rev. Lett. 116 (2016) 172001.
- [9] Y.-B. Yang, A. Alexandru, T. Draper, K.-F. Liu (χ QCD Collaboration), Phys. Rev. D 94 (2016) 054503.
- [10] A. Abdel-Rehim, et al. (ETM Collaboration), Phys. Rev. Lett. 116 (2016) 252001.
- [11] G.S. Bali, et al. (RQCD Collaboration), Phys. Rev. D 93 (2016) 094504.

- [12] N. Yamanaka, S. Hashimoto, T. Kaneko, H. Ohki (JLQCD Collaboration), Phys. Rev. D 98 (2018) 054516.
- [13] D.B. Leinweber, A.W. Thomas, S.V. Wright, Phys. Lett. B 482 (2000) 109.
- [14] L. Alvarez-Ruso, T. Ledwig, J.M. Camalich, M.J. Vicente-Vacas, Phys. Rev. D 88 (2013) 054507.
- [15] X.-L. Ren, L.-S. Geng, J. Meng, Phys. Rev. D 91 (2015) 051502(R).
- [16] X.-L. Ren, X.-Z. Ling, L.-S. Geng, Phys. Lett. B 783 (2018) 7.
- [17] C.J. Batty, E. Friedman, A. Gal, Phys. Rep. 287 (1997) 385.
- [18] E. Friedman, A. Gal, Phys. Rep. 452 (2007) 89.
- [19] E. Friedman, A. Gal, Nucl. Phys. A 928 (2014) 128, and references to earlier pionic atoms work listed therein.
- [20] V. Baru, C. Hanhart, M. Hoferichter, B. Kubis, A. Nogga, D.R. Phillips, Phys. Lett. B 694 (2011) 473, Nucl. Phys. A 872 (2011) 69.
- [21] M. Hennebach, et al., Eur. Phys. J. A 50 (2014) 190.
- [22] Th. Strauch, et al., Eur. Phys. J. A 47 (2011) 88.
- [23] Y. Tomozawa, Nuovo Cimento A 46 (1966) 707; S. Weinberg, Phys. Rev. Lett. 17 (1966) 616.
- [24] M. Gell-Mann, R.J. Oakes, B. Renner, Phys. Rev. 175 (1968) 2195.
- [25] W. Weise, Acta Phys. Pol. B 31 (2000) 2715.
- [26] W. Weise, Nucl. Phys. A 690 (2001) 98c.
- [27] P. Kienle, T. Yamazaki, Phys. Lett. B 514 (2001) 1.
- [28] E. Friedman, Phys. Lett. B 524 (2002) 87, Nucl. Phys. A 710 (2002) 117.
- [29] H. Geissel, et al., Phys. Lett. B 549 (2002) 64, Phys. Rev. Lett. 88 (2002) 122301.

- [30] T. Yamazaki, S. Hirenzaki, Phys. Lett. B 557 (2003) 20.
- [31] E.E. Kolomeitsev, N. Kaiser, W. Weise, Phys. Rev. Lett. 90 (2003) 092501.
- [32] E.E. Kolomeitsev, N. Kaiser, W. Weise, Nucl. Phys. A 721 (2003) 835c.
- [33] E. Friedman, A. Gal, Nucl. Phys. A 721 (2003) 842c.
- [34] E. Friedman, A. Gal, Nucl. Phys. A 724 (2003) 143.
- [35] E. Friedman, A. Gal, Phys. Lett. B 578 (2004) 85.
- [36] K. Suzuki, et al., Phys. Rev. Lett. 92 (2004) 072302.
- [37] E. Friedman, et al., Phys. Rev. Lett. 93 (2004) 122302.
- [38] E. Friedman, et al., Phys. Rev. C 72 (2005) 034609.
- [39] A. Gal, E. Friedman, N. Barnea, A. Cieplý, D. Gazda, J. Mareš, Acta Phys. Pol. B 45 (2014) 673.
- [40] M. Ericson, T.E.O. Ericson, Ann. Phys. 36 (1966) 323.
- [41] M. Krell, T.E.O. Ericson, Nucl. Phys. B 11 (1969) 521.
- [42] T. Ericson, W. Weise, *Pions and Nuclei* (Clarendon Press, Oxford, 1988) in particular Sect. 6.4.
- [43] N. Kaiser, W. Weise, Phys. Lett. B 512 (2001) 283.
- [44] T. Waas, M. Rho, W. Weise, Nucl. Phys. A 617 (1997) 449.
- [45] E. Friedman, Hyperfine Interactions 193 (2009) 33.
- [46] B. Kłos, et al., Phys. Rev. C 76 (2007) 014311.
- [47] A. Tamii, et al., Phys. Rev. Lett. 107 (2011) 062502.
- [48] E. Friedman, Nucl. Phys. A 896 (2012) 46.
- [49] C.M. Tarbert, et al. (Crystal Ball at MAMI and A2 Collaboration), Phys. Rev. Lett. 112 (2014) 242502.

- [50] J. Piekarewicz, et al., Phys. Rev. C 85 (2012) 041302(R).
- [51] F.J. Fattoyev, J. Piekarewicz, C.J. Horowitz, Phys. Rev. Lett. 120 (2018) 172702, and references cited therein.
- [52] SAID program gwdac.phys.gwu.edu, see R.A. Arndt, W.J. Briscoe, I.I. Strakovsky, R.L. Workman, Phys. Rev. C 74 (2006) 045205.
- [53] A. Gal, H. Garcilazo, Nucl. Phys. A 864 (2011) 153, see in particular Fig. 2 and Table 3.
- [54] R. Seki, K. Masutani, Phys. Rev. C 27 (1983) 2799.
- [55] N. Kaiser, P. de Homont, W. Weise, Phys. Rev. C 77 (2008) 025204.
- [56] A. Lacour, J.A. Oller, U.-G. Meißner, J. Phys. G 37 (2010) 125002.
- [57] D. Jido, T. Hatsuda, T. Kunihiro, Phys. Lett. B 670 (2008) 109.
- [58] S. Goda, D. Jido, Phys. Rev. C 88 (2013) 065204.
- [59] S. Goda, D. Jido, Prog. Theor. Exp. Phys. 2014 (2014) 033D03.
- [60] G. Chanfray, M. Ericson, M. Oertel, Phys. Lett. B 563 (2003) 61.
- [61] J. Delorme, M. Ericson, T.E.O. Ericson, Phys. Lett. B 291 (1992) 379.
- [62] M. Hoferichter, J. Ruiz de Elvira, B. Kubis, U.-G. Meißner, Phys. Lett. B 760 (2015) 74.
- [63] J. Stahov, H. Clement, G.J. Wagner, Phys. Lett. B 726 (2013) 685.
- [64] H. Denz, et al., Phys. Lett. B 633 (2006) 209.
- [65] J. Gasser, H. Leutwyler, M. Sainio, Phys. Lett. B 253 (1991) 252.
- [66] W. Weise (private communication, Nov. 2018), see also W. Weise, Int. J. Mod. Phys. E 27 No. 10 (2018) 1840004, in memory of E.M. Henley, and references therein to earlier work.