

**ORIGINAL ARTICLE**

# A catalogue of spectroscopic binary candidate stars derived from a comparison of Gaia DR2 with other radial velocity catalogues

D. Jack<sup>\*1,2</sup><sup>1</sup>Departamento de Astronomía, Universidad de Guanajuato, Guanajuato, Mexico<sup>2</sup>Hamburger Sternwarte, Universität Hamburg, Hamburg, Germany**Correspondence**

\*D. Jack, . Email: dennis@astro.ugto.mx

**Present Address**

Departamento de Astronomía, Universidad de Guanajuato, A.P. 144, 36000 Guanajuato, GTO, Mexico

Using the recently published Gaia second data release which includes measurements of the mean radial velocity of about 7.2 million stars, we performed a systematic comparison with other existing radial velocity catalogues in order to search for variations in the radial velocity measurements, with the goal that detected differences may indicate that these stars are possibly spectroscopic binaries stars with only one visible component (SB1). We present a spectroscopic binary candidate stars catalogue containing 35,246 stars, compiled to encourage follow-up observations obtaining spectra at different epochs of these stars orbits in order to verify their binarity and to study these systems using radial velocity curves. Comparing the Gaia DR2 database with the K-M dwarf catalogue we found 16 stars that show radial velocity variations. In a comparison with the Pulkovo radial velocity catalogue of Hipparcos stars we identified a total of 539 SB1 candidate stars. In the largest radial velocity catalogue available, the RAVE catalogue, we found a total of 34,691 stars that show radial velocity variations when compared to the Gaia DR2 data.

**KEYWORDS:**

binaries: spectroscopic, catalogs, techniques: radial velocities

## 1 | INTRODUCTION

Binary or multiple stellar systems are very common in our Galaxy and our Universe. Despite their ubiquity, the detection of such systems is difficult. There exist several methods for the identification of binary or multiple stellar systems. Actually, these are the same methods as are used for the detection of exoplanets. In some binary systems, both stars can be observed directly by imaging as so called visual binaries. In addition, using astrometric measurements these systems can be studied in detail in order to determine the orbital properties. Astrometry of only one visible star is another method to detect binary systems. A large number of visual binaries have been studied, and they have been published, e.g. in The Washington Double Star Catalog (Mason, Wycoff, Hartkopf, Douglass, & Worley, 2001, 2018). Observations monitoring the photometry of stars leads to the discovery of transits and thus, the detection of

eclipsing binary or multiple systems, which need to have an orbital inclination close to 90°. This has been achieved with the Kepler mission resulting in a very large catalogue of eclipsing binary stars (Kirk et al., 2016).

Another successful detection method is the measurement of changes in the radial velocity of a star caused by the movement through its orbit. However, this method requires spectra of the object at different epochs to reveal radial velocity variations. In some cases spectral lines of both stars can be observed in the spectra (SB2). However, usually only one component is visible and a single-lined spectroscopic binary (SB1) is observed. The analysis of the radial velocity curve reveals information about of the orbital parameters and may provide implications about the invisible companion star. Also there exist a few catalogues of spectroscopic binary systems and their orbital parameters like the 9th Catalogue of Spectroscopic Binary Orbits (Pourbaix et al., 2004) or the CHARA Catalog of Spectroscopic Binary Stars

(Taylor, Harvin, & McAlister, 2003). Detecting a spectroscopic binary can either be pure luck or requires a survey at different epochs like the Gaia-ESO Survey (Gilmore et al., 2012), APOGEE (Majewski, APOGEE Team, & APOGEE-2 Team, 2016; Majewski et al., 2017) or LAMOST (Cui et al., 2012). The rate of positive detections is for several reasons quite low ( $\approx 10\%$ )<sup>1</sup>. One selection effect is that binary systems with a low inclination are very hard to detect. In addition, long period binaries require a longer observational campaign and some extreme eccentric orbits may show radial velocity variations only during a short part of the curve. The low detection rate also comes from instrumental limitations, since the precise determination of the radial velocity requires observations with high spectral resolution.

The Gaia mission (Gaia Collaboration et al., 2016) was launched on December 19, 2013. It started observations in July 2014, and the first data release was published on September 14, 2016 with measurements of the position of more than one billion stars, and in addition measurements of their proper motions and parallaxes. Recently, Gaia published its second data release (Gaia Collaboration et al., 2018), which now includes measurements of the radial velocity of about 7.2 million stars (Katz et al., 2018). These published values are only mean values of several measurements of the radial velocity. Since Gaia DR2 is a very complete database, comparing the Gaia DR2 data with measurements of radial velocities at different epochs published in other catalogues provides the opportunity to find and identify possible SB1 stars. This will allow a search for spectroscopic binaries and the measurement of their radial velocity curves for orbit determination.

We compare the Gaia DR2 data with three other radial velocity catalogues. We describe our general method in some detail in Section 2. Section 3 contains the results of our comparison and a large catalogue of spectroscopic binary candidate stars. A summary and our conclusions are presented in Section 4.

## 2 | METHOD

There exist several publications and catalogues with measurements of the radial velocity of a large number of stars. In this work, we compare the recent publication of the radial velocities of the Gaia data release 2 with the available data of three other catalogues. In this section, we briefly describe the general method that we applied in our search for spectroscopic binaries.

The recently published Gaia DR2 for the first time contains measurements of the radial velocity of some of the sources

(Katz et al., 2018) obtained with the Gaia Radial Velocity Spectrometer (Cropper et al., 2018). While initially measurements for more than 9.8 million sources had been obtained, after a selection process the final data release contains the radial velocities of about 7.2 million objects. During the selection process clear spectroscopic binary stars had been eliminated, which will also lower the detection rate of our search. This was done for all stars that show a difference between the two components larger than  $20 \text{ km s}^{-1}$  (Sartoretti et al., 2018). However, there will still be a very large amount of undiscovered spectroscopic binaries among the published data, which usually show a somewhat larger error for the radial velocity than do single stars.

For our comparison, we used three catalogues: the catalogue for K-M dwarf stars of Sperauskas et al. (2016), the Pulkovo catalogue (Gontcharov, 2006) from Hipparcos stars and the fifth data release (Kunder et al., 2017) of the RAVE survey.

The first main obstacle is to correctly identify the stars of each of the catalogues with the respective source in the Gaia DR2, since it does not come with a source identification in other catalogues (like HD etc.) but only its proper source ids. However, there already exist two cross match lists of the Hipparcos2 and RAVE DR5 stars giving their most likely neighbour in the Gaia DR2 database, which we make use of in this work. For the stars of the K-M dwarf catalogue we searched directly in the Gaia DR2 database for sources with radial velocity measurements within a few arcseconds around the position of the stars given in these catalogues. The size of this search-window depends on the precision of the position in the catalogue since Gaia has, for obvious reasons, very precise position measurements. For the K-M dwarf catalogue, we searched within a window of 10 arcseconds of the same position, since the coordinates given in this catalogue are not very precise. Because this catalogue is not very large, double or multiple identifications are revised by hand to assure the final correct identification of the sources.

The identification process results in a catalogue of a large number of stars with measured values for the radial velocity in both the Gaia and the other catalogue respectively. Not all the sources of the other catalogues also have measurements in Gaia DR2. The next step of our method is to check for variability in the radial velocity measurements between the two catalogues. The selected radial velocity variation criterion depends on the error of the radial velocity in each of the catalogues. We take a conservative value of a variation of more than three times the respective error of the measured values in the catalogues. As a last step, we eliminate all photometric variable stars. Note that this general procedure may have to be adapted slightly for each of the three catalogues. Thus, we present the specific details in the next section where we also present the results of

<sup>1</sup>This is just a rough estimate for a random lucky search. The detection rate in this work is significantly lower due to selection effects.

the search, statistics, and details of the spectroscopic binary candidate stars.

### 3 | SPECTROSCOPIC BINARY CANDIDATE STARS

We applied the above described method to three different catalogues of radial velocity measurements in order to identify the stars that show variations with respect to the radial velocities reported in the Gaia DR2 catalogue. In this section, we explain in detail the results for each of the three catalogues and present the list of spectroscopic binary candidate stars.

#### 3.1 | Radial velocities of K-M dwarf stars

The first catalogue that was compared with the Gaia DR2 was the radial velocity catalogue of K-M dwarfs (Sperauskas et al., 2016). This catalogue contains radial velocity observations of 959 stars that are classified as K or M dwarf stars. Only stars not suspected of having any radial velocity variations were selected, which will lower the expected detection rate of our search significantly. However, there is always the possibility that some spectroscopic binaries are still hidden in this catalogue. We selected this recently published catalogue since it has a reasonable number of stars so that the small number of obtained spectroscopic binary star candidates can also be checked by hand.

We first performed an automatic identification procedure of the stars of the catalogue with the Gaia DR2 sources using a search-window of 10 arcseconds. Double or multiple identifications were checked by hand, and photometric variable stars were eliminated. We found that a total of 650 stars have been clearly observed in both catalogues. The radial velocity measurements of the K-M dwarf catalogue have relatively small errors of about  $\approx 0.5 \text{ km s}^{-1}$ . Therefore, we checked for radial velocity differences of more than  $4 \text{ km s}^{-1}$  between the two catalogues to take into account the errors in both the K-M dwarf and the Gaia DR2 catalogues and a probable offset between the catalogues. After applying this criterion, we obtained a list of 16 stars that show radial velocity variations. This small number clearly indicates that the K-M dwarf catalogue has mostly stars that do not show radial velocity variations. The detection rate of suspected SB1 stars in this catalogue is just 2.46 %.

In Table 1, we present the list of 16 stars that show radial velocity variations of more than  $4 \text{ km s}^{-1}$ . The table is sorted by right ascension coordinate as in the K-M dwarf catalogue. The second column gives the magnitude in the  $V$ -band reported in the SIMBAD database. The third column gives the mean

radial velocity of the K-M dwarf catalogue ( $\bar{v}_{\text{K-M}}$  in  $\text{km s}^{-1}$ ) while the fourth column gives the number of individual observations ( $N$ ) used for the radial velocity determination. The fifth column contains all individual measurements of the radial velocity ( $v_{\text{K-M}}$  in  $\text{km s}^{-1}$ ), and the respective epochs are given in column six. The last column contains the measurements and errors of the radial velocity in the Gaia DR2 ( $v_{\text{Gaia}}$  in  $\text{km s}^{-1}$ ). Since these are only a few spectroscopic binary candidate stars, we will briefly discuss each one of them in detail in APPENDIX A:. We also looked into the literature for additional publications of the radial velocity of these stars.

We found that one star, namely HIP 19948, has already been classified as a double or multiple star system in the SIMBAD database (Wenger et al., 2000). This star is actually the visual binary WDS J04167-1233AB listed in the Washington Double Star Catalog (Mason et al., 2001, 2018) with a separation of 2.5 arcseconds between the two components. With a variation in the radial velocity of about  $5.7 \text{ km s}^{-1}$  and an error of the Gaia DR2 measurement larger than  $1 \text{ km s}^{-1}$  the star could also be a spectroscopic binary.

#### 3.2 | Pulkovo compilation of radial velocities for Hipparcos stars catalogue

The second catalogue that we compared with the Gaia DR2 radial velocity measurements is the Pulkovo compilation of radial velocities for Hipparcos stars (Gontcharov, 2006) containing published radial velocity measurements of 35,495 Hipparcos stars. The stars of this catalogue have different spectral type and luminosity class but are located within a sphere of 500 pc centered in the Sun having known parallaxes obtained by Hipparcos (Perryman et al., 1997; van Leeuwen, 2007). This catalogue is a compilation of radial velocities reported in 203 publications. The median accuracy is roughly  $0.7 \text{ km s}^{-1}$ , but some measurements have errors of up to  $5 \text{ km s}^{-1}$ .

We used the Hipparcos2 - Gaia DR2 cross match list to check for Gaia DR2 sources that have radial velocity measurement in both catalogues and obtained a final list of 16,601 stars. In the next step, we searched for variations in the radial velocity and selected all stars that showed a difference of more than three times the individual error of the Pulkovo value, but at least  $5 \text{ km s}^{-1}$  to include errors of the Gaia DR2 radial velocity determination and systematic differences between the two catalogues. Using this criterion we compiled a final list containing a total of 743 stars showing radial velocity variations of at least the mentioned threshold.

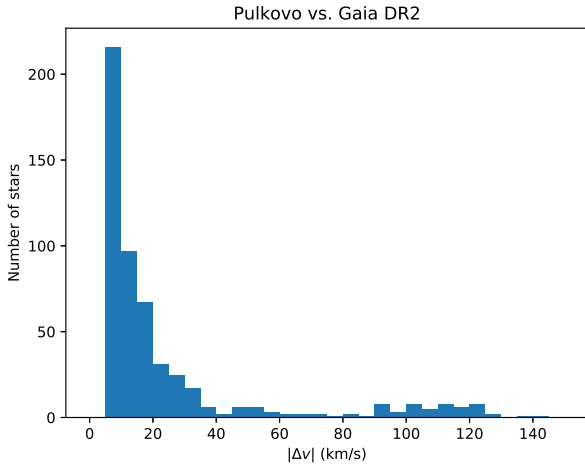
This list of 743 Hipparcos stars was checked with the SIMBAD database, and we found that some stars have already been identified as spectroscopic binaries while others are known photometric variable stars. Variability

**TABLE 1** List of stars of the K-M dwarf catalogue that show a variation of more than  $4 \text{ km s}^{-1}$  in the radial velocity measurement when compared to the values of the Gaia DR2 database.

Star	$m_V$	$\bar{v}_{K-M} \text{ (km s}^{-1}\text{)}$	$N$	$v_{K-M} \text{ (km s}^{-1}\text{)}$	Epoch <sub>K-M</sub> (MJD)	$v_{\text{Gaia}} \text{ (km s}^{-1}\text{)}$
GJ 9038 B	9.85	$-0.7 \pm 0.3$	6	$-2.2 \pm 1.1$	2455476.536	$-4.75 \pm 0.84$
				$-0.5 \pm 0.6$	2455478.474	
				$-0.7 \pm 0.6$	2455479.449	
				$-1.0 \pm 0.7$	2455482.464	
				$0.4 \pm 0.9$	2455484.461	
				$-0.9 \pm 0.9$	2456681.221	
HIP 14165	11.792	$21.8 \pm 0.7$	1	$21.8 \pm 0.7$	2452930.914	$33.82 \pm 7.03$
HIP 14593	10.06	$28.2 \pm 1.2$	1	$28.2 \pm 1.2$	2452928.894	$15.93 \pm 0.48$
HIP 19948	10.901	$48.0 \pm 0.8$	1	$48.0 \pm 0.8$	2452330.632	$42.26 \pm 1.12$
HIP 34361	11.081	$-16.8 \pm 0.7$	1	$-16.8 \pm 0.7$	2452328.721	$26.98 \pm 0.35$
HIP 40724	9.868	$88.1 \pm 1.0$	2	$89.2 \pm 1.0$	2455881.616	$81.9 \pm 1.87$
				$87.1 \pm 1.0$	2456679.455	
TYC 1379-91-1	11.63	$29.4 \pm 0.4$	4	$30.0 \pm 0.7$	2455271.365	$-24.26 \pm 0.69$
				$29.3 \pm 0.7$	2455278.320	
				$28.6 \pm 0.9$	2455302.275	
				$29.5 \pm 0.8$	2455969.495	
HIP 44109	10.360	$26.9 \pm 0.5$	1	$26.9 \pm 0.5$	2455618.402	$22.6 \pm 6.86$
HIP 46662	10.09	$-51.3 \pm 0.3$	3	$-50.8 \pm 0.5$	2451622.728	$-45.22 \pm 1.24$
				$-51.3 \pm 0.5$	2455266.372	
				$-51.7 \pm 0.5$	2455655.361	
HIP 49969	10.629	$25.9 \pm 0.6$	2	$26.1 \pm 0.8$	2455621.430	$31.59 \pm 1.28$
				$25.7 \pm 0.8$	2455655.323	
HIP 58099	10.5	$-19.0 \pm 0.5$	2	$-18.7 \pm 0.7$	2455610.611	$-14.88 \pm 0.8$
				$-19.2 \pm 0.6$	2455655.508	
HIP 59000	10.016	$-8.2 \pm 0.4$	1	$-8.2 \pm 0.4$	2452328.912	$-29.16 \pm 13.6$
TYC 4558-1019-1	10.97	$-102.0 \pm 0.3$	3	$-101.6 \pm 0.4$	2452349.524	$-19.22 \pm 1.54$
				$-102.3 \pm 0.5$	2455352.364	
				$-102.5 \pm 0.5$	2455622.566	
GJ 4327	12.07	$13.4 \pm 1.2$	2	$14.0 \pm 0.9$	2452927.796	$-6.68 \pm 2.23$
				$11.0 \pm 1.8$	2455445.571	
HIP 115004	9.75	$26.6 \pm 0.4$	3	$27.1 \pm 0.4$	2455497.350	$19.13 \pm 0.87$
				$26.7 \pm 0.4$	2455777.538	
				$25.5 \pm 0.5$	2455836.444	
HIP 116936	10.293	$17.7 \pm 0.3$	3	$17.0 \pm 0.8$	2455473.467	$28.43 \pm 2.37$
				$18.1 \pm 0.6$	2455853.374	
				$17.6 \pm 0.6$	2455881.275	

can also have an effect on variations of the radial velocity of stars. We eliminated these stars from our catalogue to obtain the final list of 539 stars, which is presented in the large Table B1 that can be found in APPENDIX B: and is also available online as a CSV file on the website [http://www.astro.ugto.mx/~dennis/binary\\_candidates/](http://www.astro.ugto.mx/~dennis/binary_candidates/). The first column gives the Hipparcos (HIP) number of the star and the second column the difference in the radial velocity (in  $\text{km s}^{-1}$ ) between the Pulkovo and the Gaia DR2 catalogue

measurements. In this list we found 72 stars with a radial velocity difference of more than  $50 \text{ km s}^{-1}$ , and 42 stars show a variation of more than  $100 \text{ km s}^{-1}$  between the two catalogues. The largest variation was found for the star HIP 85690 that shows a difference in the radial velocity of  $253.17 \text{ km s}^{-1}$ . A histogram of the radial velocity differences between the Pulkovo and the Gaia DR2 catalogues is presented in Figure 1. There exists a small overdensity in the range of 100



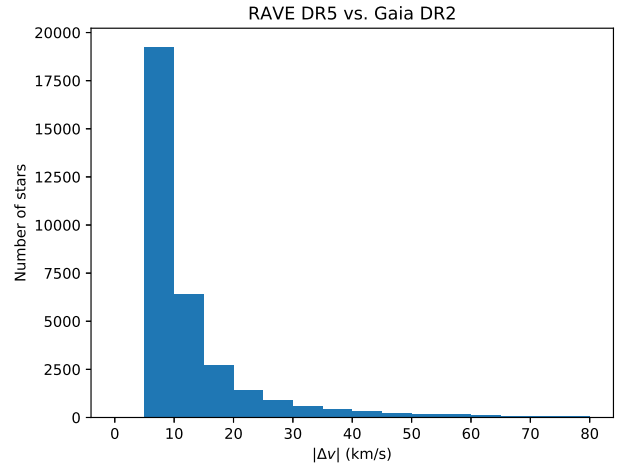
**FIGURE 1** Distribution of the stars with radial velocity differences ( $|\Delta v|$ ) between the Pulkovo and the Gaia DR2 catalogues of  $> 5 \text{ km s}^{-1}$  and at least three times the Pulkovo error.

to  $130 \text{ km s}^{-1}$ . We revised all stars with a radial velocity variation of more than  $100 \text{ km s}^{-1}$  and found that 37 of these 42 stars are classified as either O or B spectral type stars. The radial velocity of these types of stars is usually difficult to determine, so that this bump surely comes from imprecise values of the radial velocities in both catalogues. The detection rate of spectroscopic binaries in the Pulkovo catalogue is 3.25%, which is slightly higher than for the K-M dwarf catalogue.

### 3.3 | Radial velocity experiment (RAVE) catalogue

The last catalogue for our comparison with the Gaia DR2 radial velocity measurements was the fifth data release of the Radial Velocity Experiment (RAVE) project (Kunder et al., 2017). This catalogue is the largest available catalogue of measured stellar radial velocities. The objects in the catalogue are part of a survey of stars with a magnitude limit of  $9 < I < 12 \text{ mag}$ . The radial velocities are determined using medium resolution spectra ( $R \approx 7500$ ) in the Ca II triplet region in the wavelength range from 8410 to 8795 Å. The fifth data release of the RAVE catalogue contains 520,701 radial velocity measurements for 457,588 stars.

We used the cross match list of RAVE DR5 sources in the Gaia DR2 database. As a result, we obtained a list of 456,2913 observations for 401,719 stars that have radial velocity measurements in both catalogues, meaning that many of the stars in the RAVE catalogue also have Gaia DR2 measurements of the radial velocity. The next step was to search for stars that show differences in the radial velocity between the two

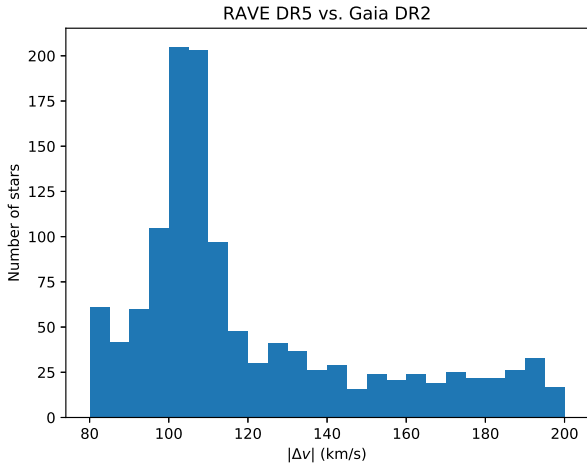


**FIGURE 2** Distribution of the radial velocity differences ( $|\Delta v|$ ) for the comparison between the RAVE and the Gaia DR2 catalogues.

catalogues. We used a threshold for the difference of at least  $5 \text{ km s}^{-1}$  and three times the individual error of the RAVE measurement in radial velocity. We found a total of 37,073 measurements for 34,896 stars that show variations in the radial velocity between the Gaia DR2 and RAVE catalogue. Eliminating already detected spectroscopic binary stars and photometric variable stars we obtained a final list of 34,691 stars with 36,844 individual radial velocity measurements. This corresponds to roughly 8.64% of the stars of the RAVE catalogue. We discovered that 4351 stars show a variation of more than  $50 \text{ km s}^{-1}$  in the radial velocity. A total of 3415 stars with a difference of more than  $100 \text{ km s}^{-1}$  in the radial velocity between the two catalogues were found.

However, revising the RAVE catalogue of spectroscopic binary candidate stars we identified some doubtful cases. The RAVE object with the ID J063931.6-300221, which is the star with the largest difference in the radial velocity, shows in the Gaia DR2 database a radial velocity of  $31.28 \text{ km s}^{-1}$  while the RAVE catalogue measurement indicates  $-2938.4 \text{ km s}^{-1}$ . This difference is extremely high and unlikely to be correct. In fact, there are several stars in the RAVE catalogue with very high radial velocities. We found 1835 measurements that show a radial velocity larger than  $400 \text{ km s}^{-1}$ , which is larger than the escape velocity of our Galaxy. It would be good to obtain further observations of the radial velocity of these respective stars to check the RAVE measurements.

Since the complete list of the RAVE stars that were added to the spectroscopic binary candidate star catalogue contains 36,844 observations, it is too large to present it in this publication. However, we have made the complete list available online as a CSV file on the website



**FIGURE 3** Distribution of the radial velocity difference ( $|\Delta v|$ ) between the RAVE and the Gaia DR2 catalogues in the range from 80 to 200  $\text{km s}^{-1}$  showing a clear overdensity between 100 and 110  $\text{km s}^{-1}$ .

[http://www.astro.ugto.mx/~dennis/binary\\_candidates/](http://www.astro.ugto.mx/~dennis/binary_candidates/). Instead, we present some statistics about this part of the catalogue. Figure 2 shows a histogram of the number of binary candidate stars found in the RAVE catalogue. Most of the stars have a difference in radial velocity of between 5 to 10  $\text{km s}^{-1}$ . The higher the radial velocity difference, the lower the number of stars found. Figure 3 shows the distribution in the range from 80 to 200  $\text{km s}^{-1}$ . There appears to be a peak between 100 and 110  $\text{km s}^{-1}$ , whose origin is not clear. However, there exists a similar overdensity in the Pulkovo catalogue, where we found that these stars were O or B type stars. We checked again the spectral type of the stars for the RAVE catalogue, but only very few stars have a spectral classification so that we could not clearly determine the reason for this peak.

### 3.4 | Cross matches of stars in both the Pulkovo and RAVE catalogue

We checked for stars that have been detected as spectroscopic binary candidates in the Pulkovo, RAVE and Gaia catalogues. Table 2 presents the 19 stars obtained and their individual measurements reported in all three catalogues. The  $V$ -magnitude of the star and its spectral type taken from SIMBAD are listed in the third and fourth columns. The last columns show the individual measurements of the radial velocity (in  $\text{km s}^{-1}$ ) in the Pulkovo ( $v_{\text{Pulkovo}}$ ), RAVE ( $v_{\text{RAVE}}$ ) and Gaia DR2 ( $v_{\text{Gaia}}$ ) catalogue. We only list the epochs for the RAVE observations, since the other catalogues do not provide this information. There are four stars with a  $V$ -magnitude

of  $m_V < 9$  mag that could be easily observed by a smaller telescope.

For HIP 3060, HIP 37981, and maybe HIP 24742, the Pulkovo and RAVE values are very similar but show a difference when compared to the Gaia DR2 value. The measurements for HIP 37981 in all three catalogues show very large errors, which may come from the fact that the star is of spectral type B1. There are other stars where the Pulkovo value is different from the similar RAVE and Gaia DR2 values, like for the stars HIP 3213, HIP 61478, HIP 64256 and HIP 68650. However, for most of the stars the RAVE value or some of the individual measurements are different to the similar Pulkovo and Gaia DR2 values (HIP 13749, HIP 31809, HIP 35424, HIP 35965, HIP 48962, HIP 66164, HIP 66693, HIP 67367, HIP 113915).

HIP 71058 has many measurements in the RAVE catalogue, and we found two additional measurements in Catchpole, Robertson, & Warren (1977) of 55.0 and 52.1  $\text{km s}^{-1}$  having an error of 3  $\text{km s}^{-1}$ . Bond (1974) published a radial velocity of  $61 \pm 10 \text{ km s}^{-1}$ . HIP 71058 is a Barium Star, which are suspected to be part of binary system (McClure, Fletcher, & Nemec, 1980; McClure & Woodsworth, 1990) making this star an interesting target for follow-up observations.

## 4 | CONCLUSIONS

In this work, we compared the new second data release of the Gaia mission that contains a database of radial velocity measurements of about 7.2 million stars with the previously published radial velocity values of three different catalogues, namely the K-M dwarf catalogue, the Pulkovo compilation and the RAVE catalogue.

We found a total of 35,246 spectroscopic binary candidate stars (SB1) that we compiled into a catalogue that has been made publicly available in form of CSV files at the website [http://www.astro.ugto.mx/~dennis/binary\\_candidates/](http://www.astro.ugto.mx/~dennis/binary_candidates/). In the comparison with the K-M dwarf catalogue we identified 16 spectroscopic binary candidate stars that we could also study in some detail in the literature. A total of 539 spectroscopic binary candidate stars have been identified in the Pulkovo compilation of Hipparcos stars. Known spectroscopic binaries and variable stars had been eliminated. The largest contribution to our catalogue comes from the RAVE catalogue, where we found 34,896 stars with radial velocity variations of more than three times the individual RAVE measurement error and with at least a difference of 5  $\text{km s}^{-1}$ . 19 candidate stars have measurements in the three catalogues of Pulkovo, RAVE and Gaia DR2 and should be very interesting for follow-up observations.

**TABLE 2** List of stars that show variations of  $> 5 \text{ km s}^{-1}$  and three times the individual error in at least one of the catalogues of Pulkovo and RAVE, when compared to the Gaia DR2 values.

HIP	RAVE	$m_V$	Spectral type	$v_{\text{Pulkovo}} \text{ (km s}^{-1}\text{)}$	$v_{\text{RAVE}} \text{ (km s}^{-1}\text{)}$	Epoch <sub>RAVE</sub> (MJD)	$v_{\text{Gaia}} \text{ (km s}^{-1}\text{)}$
3060	J003850.3-185205	8.29	F7V	$23.9 \pm 0.5$	$22.22 \pm 0.64$	54348.652	$16.59 \pm 2.46$
3213	J004052.6-512249	11.225	F7Vwl	$89.3 \pm 3.4$	$123.91 \pm 1.73$	55044.765	$123.25 \pm 0.46$
13749	J025700.3-302438	10.312	G0	$104.7 \pm 0.3$	$99.69 \pm 0.74$	54343.739	$104.91 \pm 0.46$
24742	J051819.7-485213	10.619	F5	$307.9 \pm 2.8$	$301.82 \pm 0.76$	53310.716	$315.75 \pm 5.53$
31809	J063901.7-350811	7.99	G8IV	$33.3 \pm 4.2$	$39.74 \pm 0.99$	54462.627	$31.79 \pm 0.81$
35424	J071849.1-563840	9.592	G8IV/V	$62.7 \pm 0.4$	$52.44 \pm 0.93$	54834.607	$62.42 \pm 0.37$
35965	J072448.3-511939	10.18	K0	$68.0 \pm 4.7$	$56.50 \pm 1.41$	55274.379	$63.85 \pm 0.24$
37981	J074705.5-275432	9.30	B1/2II/III	$43.0 \pm 4.6$	$49.59 \pm 49.71$	53391.617	$157.77 \pm 7.0$
					$49.55 \pm 9.11$	53398.625	
42496	J083951.0-660417	9.70	K0/2(V)	$23.6 \pm 0.4$	$25.92 \pm 0.87$	54936.393	$20.76 \pm 0.57$
48962	J095917.9-201024	8.11	F5V	$55.3 \pm 0.7$	$49.51 \pm 0.88$	55211.693	$55.33 \pm 0.76$
61478	J123550.1-313111	10.703	G8:wl	$185.0 \pm 2.8$	$200.64 \pm 0.45$	53156.431	$200.22 \pm 1.31$
64256	J131013.0-334236	10.860		$48.0 \pm 2.8$	$33.04 \pm 0.53$	54559.647	$31.55 \pm 0.58$
66164	J133345.4-635259	9.21	G8/K0V	$6.9 \pm 0.4$	$7.93 \pm 1.64$	55357.398	$6.82 \pm 0.29$
					$12.85 \pm 1.83$	53214.372	
66693	J134016.9-601558	9.11	G6/8V	$35.0 \pm 0.3$	$41.58 \pm 1.90$	53214.372	$35.35 \pm 0.19$
66814	J134142.3-621026	9.14	K0V	$-4.8 \pm 0.6$	$-3.718 \pm 1.21$	55348.471	$-5.06 \pm 0.43$
					$1.08 \pm 1.50$	53214.372	
67367	J134826.8-602751	9.86	K1/2V	$-13.6 \pm 0.4$	$-8.07 \pm 1.60$	53214.372	$-13.67 \pm 0.40$
					$-12.75 \pm 0.73$	55348.471	
68650	J140308.6-321401	11.038	K1:wl	$144.0 \pm 2.8$	$192.87 \pm 0.45$	53183.460	$192.50 \pm 0.74$
					$194.37 \pm 0.89$	54543.691	
71058	J143153.5-311202	9.678	GpBa	$-53.5 \pm 1.6$	$-59.89 \pm 0.85$	53812.673	$-56.16 \pm 2.84$
					$-70.96 \pm 1.0$	54937.571	
					$-71.33 \pm 0.80$	54938.601	
					$-69.87 \pm 0.84$	54951.538	
					$-69.17 \pm 0.78$	55000.494	
					$-67.26 \pm 0.70$	55043.368	
113915	J230406.0-460002	8.13	F6V	$44.1 \pm 0.4$	$51.29 \pm 0.73$	53609.567	$44.41 \pm 0.20$
					$45.38 \pm 0.49$	53609.573	

The detection rate in the K-M catalogue is just 2.45%. This is lower than expected but comes from the fact that the K-M dwarf catalogue intentionally does not contain known spectroscopic binary stars. Clear SB1 stars have also been eliminated from the Gaia DR2 catalogue reducing our detection rate. The positive detection rate of the Pulkovo catalogue is 3.5%, a bit larger. In the RAVE catalogue we obtained a rate of 8.64% of the stars as spectroscopic binary candidates. The distribution of the RV differences between the Pulkovo and RAVE catalogues shows an overdensity of stars in a range between 100 to 120  $\text{km s}^{-1}$ . In the Pulkovo catalogue stars in this range of RV differences are all of O and B spectral types.

Our catalogue of spectroscopic binary candidate stars has been compiled for searches and study of spectroscopic binaries and multiple stellar systems. It will be very useful for follow-up

observations of radial velocity measurements of the candidate stars in order to obtain radial velocity curves. Only a few observations are needed to verify the identification of binarity in the catalogue.

For the future, we are also planning to use our access to the 1.2 m robotic telescope TIGRE (Schmitt et al., 2014) to obtain high resolution spectra ( $R \approx 20,000$ ) of some of the spectroscopic binary candidate stars of our catalogue. Radial velocity measurement with this telescope have already been used to study the star HD 16673 to obtain its radial velocity curve and to determine the orbital parameters of the system (Mittag, Hempelmann, Fuhrmeister, Czesla, & Schmitt, 2018).

## ACKNOWLEDGMENTS

This research has been made possible in part by grants of the Universidad de Guanajuato (UG) through the DAIP project CIIC 021/2018 and also by CONACyT in several bilateral grants.

This work has made use of data from the European Space Agency (ESA) mission *Gaia* (<https://www.cosmos.esa.int/gaia>), processed by the *Gaia* Data Processing and Analysis Consortium (DPAC, <https://www.cosmos.esa.int/web/gaia/dpac/consortium>). Funding for the DPAC has been provided by national institutions, in particular the institutions participating in the *Gaia* Multilateral Agreement.

This research has made use of the Pulkovo Compilation of Radial Velocities for 35495 Hipparcos Stars and the catalogue of Radial velocities of K-M dwarfs that are publicly available using the VizieR catalogue (Ochsenbein, Bauer, & Marcout, 2000) access tool, CDS, Strasbourg, France.

Funding for RAVE has been provided by: the Australian Astronomical Observatory; the Leibniz-Institut fuer Astrophysik Potsdam (AIP); the Australian National University; the Australian Research Council; the French National Research Agency; the German Research Foundation (SPP 1177 and SFB 881); the European Research Council (ERC-StG 240271 Galactica); the Istituto Nazionale di Astrofisica at Padova; The Johns Hopkins University; the National Science Foundation of the USA (AST-0908326); the W. M. Keck foundation; the Macquarie University; the Netherlands Research School for Astronomy; the Natural Sciences and Engineering Research Council of Canada; the Slovenian Research Agency; the Swiss National Science Foundation; the Science & Technology Facilities Council of the UK; Opticon; Strasbourg Observatory; and the Universities of Groningen, Heidelberg and Sydney. The RAVE web site is at <https://www.rave-survey.org>.

This research has made use of the SIMBAD database, operated at CDS, Strasbourg, France.

## REFERENCES

- Bond, H. E. 1974, November, *ApJ*, 194, 95-107. doi:
- Catchpole, R. M., Robertson, B. S. C., & Warren, P. R. 1977, November, *MNRAS*, 181, 391-404. doi:
- Chubak, C., & Marcy, G. 2011, January, Accurate Radial Velocities of 2284 FGKM Stars and 127 Standards. American Astronomical Society Meeting Abstracts #217 Vol. 43, p. 434.12.
- Cropper, M., Katz, D., Sartoretti, P. et al. 2018, August, *A&A*, 616, A5. doi:
- Cui, X.-Q., Zhao, Y.-H., Chu, Y.-Q. et al. 2012, September, *Research in Astronomy and Astrophysics*, 12, 1197-1242. doi:
- Dawson, P. C., & De Robertis, M. M. 2005, January, *Publications of the Astronomical Society of the Pacific*, 117, 1-12. doi:
- Gaia Collaboration, Brown, A. G. A., Vallenari, A. et al. 2018, August, *A&A*, 616, A1. doi:
- Gaia Collaboration, Prusti, T., de Bruijne, J. H. J. et al. 2016, November, *A&A*, 595, A1. doi:
- Gilmore, G., Randich, S., Asplund, M. et al. 2012, March, *The Messenger*, 147, 25-31.
- Gontcharov, G. A. 2006, November, *Astronomy Letters*, 32, 759-771. doi:
- Hawley, S. L., Gizis, J. E., & Reid, I. N. 1996, December, *AJ*, 112, 2799. doi:
- Katz, D., Sartoretti, P., Cropper, M. et al. 2018, April, *ArXiv e-prints* 1804.09372.
- Kharchenko, N. V., Scholz, R. D., Piskunov, A. E., Röser, S., & Schilbach, E. 2007, November, *Astronomische Nachrichten*, 328, 889. doi:
- Kirk, B., Conroy, K., Prša, A. et al. 2016, March, *AJ*, 151, 68. doi:
- Kunder, A., Kordopatis, G., Steinmetz, M. et al. 2017, February, *AJ*, 153, 75. doi:
- Majewski, S. R., APOGEE Team, & APOGEE-2 Team. 2016, September, *Astronomische Nachrichten*, 337, 863. doi:
- Majewski, S. R., Schiavon, R. P., Frinchaboy, P. M. et al. 2017, September, *AJ*, 154, 94. doi:
- Maldonado, J., Martínez-Arnáiz, R. M., Eiroa, C., Montes, D., & Montesinos, B. 2010, October, *A&A*, 521, A12. doi:
- Mason, B. D., Wycoff, G. L., Hartkopf, W. I., Douglass, G. G., & Worley, C. E. 2001, December, *AJ*, 122, 3466-3471. doi:
- Mason, B. D., Wycoff, G. L., Hartkopf, W. I., Douglass, G. G., & Worley, C. E. 2018, May, *VizieR Online Data Catalog*, 1.
- McClure, R. D., Fletcher, J. M., & Nemeč, J. M. 1980, May, *ApJ*, 238, L35-L38. doi:
- McClure, R. D., & Woodsworth, A. W. 1990, April, *ApJ*, 352, 709-723. doi:
- Mittag, M., Hempelmann, A., Fuhrmeister, B., Czesla, S., & Schmitt, J. H. M. M. 2018, January, *AN*, 339, 53. doi:
- Ochsenbein, F., Bauer, P., & Marcout, J. 2000, April, *Astronomy and Astrophysics Supplement Series*, 143, 23-32. doi:
- Perryman, M. A. C., Lindegren, L., Kovalevsky, J. et al. 1997, July, *A&A*, 323, L49-L52.
- Pourbaix, D., Tokovinin, A. A., Batten, A. H. et al. 2004, September, *A&A*, 424, 727-732. doi:
- Sartoretti, P., Katz, D., Cropper, M. et al. 2018, August, *A&A*, 616, A6. doi:
- Schmitt, J. H. M. M., Schröder, K.-P., Rauw, G. et al. 2014, October, *AN*, 335, 787. doi:
- Sperauskas, J., Bartašiūtė, S., Boyle, R. P., Deveikis, V., Raudeliūnas, S., & Upgren, A. R. 2016, December, *A&A*, 596, A116. doi:
- Taylor, S. F., Harvin, J. A., & McAlister, H. A. 2003, May, *PASP*, 115, 609-617. doi:
- van Leeuwen, F. 2007, November, *A&A*, 474, 653-664. doi:
- Wenger, M., Ochsenbein, F., Egret, D. et al. 2000, April, *A&AS*, 143, 9-22. doi:





## APPENDIX A: SPECTROSCOPIC BINARY CANDIDATE STARS IN THE K-M DWARF CATALOGUE

**GJ 9038B** There is a difference of  $4.05 \text{ km s}^{-1}$  in the radial velocity when compared to the Gaia measurement. However, the individual measurements in the K-M catalogue vary from  $-2.2$  to  $0.4 \text{ km s}^{-1}$  with an approximate error of  $1 \text{ km s}^{-1}$ . Thus, this detection is still not very clear, further observations are required, and the presence of the near-by star GJ 9038A at a separation of about 6.15 arcseconds should also be mentioned. GJ 9038B has a parallax of  $37.4109 \pm 0.1135 \text{ mas}$  which corresponds to a distance of about 26.7 pc.

**HIP 14165** There exists a difference of  $12 \text{ km s}^{-1}$  between the radial velocity measurement of Gaia DR2 and of the K-M dwarf catalogue, which only has one individual measurement. Another measurement of the radial velocity with a value of  $41 \pm 10 \text{ km s}^{-1}$  can be found in Hawley, Gizis, & Reid (1996), which has a very high error, though. The error of the Gaia DR2 measurement is also quite large, but that could indicate a variation of the radial velocity showing that this star is likely a spectroscopic binary.

**HIP 14593** For this star a difference in the radial velocity measurements of about  $12 \text{ km s}^{-1}$  between the two catalogues has been obtained. In the K-M dwarf catalogue, only one individual measurement has been obtained. This star is very likely to be a spectroscopic binary, but further observations are required to confirm this.

**HIP 34361** This star shows a difference in the radial velocity of almost  $44 \text{ km s}^{-1}$  between the two catalogues. In the K-M dwarf catalogue only one individual measurement has been reported. This star is also a very good spectroscopic binary star candidate, thus further observations are encouraged.

**HIP 40724** This is a very interesting star. Although there exists a radial velocity difference of only  $6.2 \text{ km s}^{-1}$ , other measurements of Kharchenko, Scholz, Piskunov, Röser, & Schilbach (2007) report a radial velocity of  $55.0 \pm 10 \text{ km s}^{-1}$ . However, the two individual measurements in the K-M dwarfs catalogue of  $89.2$  and  $87.1 \text{ km s}^{-1}$  with an error of  $0.5 \text{ km s}^{-1}$  are a bit inconclusive. The error of the Gaia DR2 value is large, indicating a possible binary star.

**TYC 1379-91-1** This star shows a difference in the radial velocity of almost  $54 \text{ km s}^{-1}$ . However, the four individual observations of the K-M dwarf catalogue do not show a variation in the radial velocity.

**HIP 44109** There exists just one individual observation in the K-M dwarf catalogue and the difference with the Gaia observation is  $4.3 \text{ km s}^{-1}$ . The error of the Gaia DR2 value is quite high, which could indicate a possible variation in the radial velocity. There exists a measurement published in the catalogue of Kharchenko et al. (2007) that reports a value of  $36 \pm 10 \text{ km s}^{-1}$ , which is slightly different, but still has a quite large error.

**HIP 46662** There is a difference of  $6.1 \text{ km s}^{-1}$  in the radial velocity measurements between the two catalogues. The individual observations in the K-M dwarf catalogue show a change from  $-50.8$  to  $-51.7 \text{ km s}^{-1}$ . The error of the Gaia measurement is larger than  $1 \text{ km s}^{-1}$ .

**HIP 49969** The difference in the radial velocity is  $5.7 \text{ km s}^{-1}$ . The two individual observations in the K-M catalogue are almost the same ( $26.1$  and  $25.7 \text{ km s}^{-1}$ ). There exists an observation in the Pulkovo catalogue (Gontcharov, 2006) with a value of  $26.8 \pm 0.8 \text{ km s}^{-1}$ , which is close to the K-M catalogue value. The value of the Gaia DR2 is larger and also has a larger error of more than  $1 \text{ km s}^{-1}$ .

**HIP 58099** The difference between the two catalogues is  $4.1 \text{ km s}^{-1}$ . The two individual observations of the K-M dwarf catalogue are very close. Kharchenko et al. (2007) reports a radial velocity of  $-7.0 \pm 10 \text{ km s}^{-1}$  which shows a difference but with a very large error. There remain doubts that this is really a spectroscopic binary, so further observations with measurements of the radial velocity would be very helpful.

**HIP 59000** There exists a difference of  $21 \text{ km s}^{-1}$  in the radial velocity between the Gaia DR2 and K-M dwarf catalogue measurements. This star has three measurements of the radial velocity reported by Maldonado, Martínez-Arnáiz, Eiroa, Montes, & Montesinos (2010) of  $12.2$ ,  $33.5$  and  $52.8 \text{ km s}^{-1}$ . This star is clearly a spectroscopic binary.

**TYC 4558-1019-1** This star shows a difference of  $83 \text{ km s}^{-1}$  in the radial velocity measurements, but the individual observations in the K-M dwarf catalogue do not show variations. However, the error of the Gaia measurement is larger than  $1 \text{ km s}^{-1}$ .

**GJ 4327** This star has a difference of about  $20 \text{ km s}^{-1}$  in the radial velocity between both catalogues. The two individual measurements of the K-M dwarf catalogue of  $14.0$  and  $11.0 \text{ km s}^{-1}$  show a small difference. Another observation of this star by Dawson & De Robertis (2005) measured a different value of  $0.58 \text{ km s}^{-1}$  for the radial velocity. This is very

likely a spectroscopic binary star, also considering the large error of the Gaia DR2 value.

**HIP 115004** There is a difference in the radial velocity of  $7.5 \text{ km s}^{-1}$ . Individual observations in the K-M dwarf catalogue range from  $25.5$  to  $27.1 \text{ km s}^{-1}$ . There exists a further reported observation with value of  $26.9 \text{ km s}^{-1}$  by Chubak & Marcy (2011).

**HIP 116936** The difference in radial velocity was found to be about  $11 \text{ km s}^{-1}$  between the two catalogues. The three individual measurements in the K-M dwarf catalogue do not show a variation in the radial velocity. However, the Gaia DR2 value has a large error of about  $2.4 \text{ km s}^{-1}$ . A further measurement reported in the Pulkovo catalogue (Gontcharov, 2006) gives a value of  $25.0 \pm 2.6 \text{ km s}^{-1}$ . This value is different to the K-M dwarf catalogue and close to the Gaia DR2 measurement.

## APPENDIX B: PULKOVO TABLE

Table B1 presents the final list of 539 spectroscopic binary candidate stars that show a variation of at least  $5 \text{ km s}^{-1}$  and more than three times the error of the measurement of the Pulkovo catalogue value in the radial velocity and that are not known as either spectroscopic binaries or variable stars. The first column gives the HIP number of the star while the second states the radial velocity difference ( $v_{\text{Pulkovo}} - v_{\text{Gaia}}$ ) in  $\text{km s}^{-1}$ .

**TABLE B1** List of stars of the Pulkovo catalogue that show a variation in the radial velocity  $\Delta v = v_{\text{Pulkovo}} - v_{\text{Gaia}}$  (in  $\text{km s}^{-1}$ ) of more than  $5 \text{ km s}^{-1}$  and three times the error when compared with the Gaia DR2 catalogue.

HIP	$\Delta v$	HIP	$\Delta v$	HIP	$\Delta v$	HIP	$\Delta v$	HIP	$\Delta v$	HIP	$\Delta v$
23	10.86	8018	-6.98	18600	9.15	28498	-13.58	38179	9.91	51150	-119.98
56	58.7	8239	-114.56	18745	-10.0	28663	30.23	38567	-19.77	51240	-6.41
88	-6.7	8592	27.23	19014	-117.34	28846	-8.58	38693	-15.66	52584	11.6
319	-103.24	8807	-15.2	19023	27.26	28904	-113.24	38915	-56.03	52845	-12.51
324	7.22	9013	7.9	19027	7.29	28933	-6.03	39337	-25.11	53155	6.24
343	-52.85	9056	-9.41	19050	-15.62	29166	18.5	39819	-5.88	53522	-21.49
431	-7.14	9059	-13.77	19089	-5.62	29242	-7.67	40479	9.64	53750	-5.31
482	9.78	9249	21.41	19404	-114.16	29558	-7.92	40597	13.25	54481	-22.6
678	-19.68	9272	-18.73	19628	-24.93	29764	-16.89	40868	-7.07	54886	-6.36
806	15.42	9409	14.69	20049	-31.62	29967	-8.87	40913	-7.86	56050	-121.9
1038	-5.51	9538	-42.43	20150	6.63	29979	-103.12	41040	8.3	56318	-12.18
1250	13.63	9818	-14.32	20381	-93.91	30003	8.31	41187	17.63	56524	-15.74
1440	5.57	10060	-89.24	20595	-13.49	30321	10.24	41443	-20.22	56624	9.92
1449	27.72	10472	-9.94	20984	8.57	30385	-16.86	41544	-7.74	57160	-13.46
1594	-9.47	10767	5.93	20988	-11.22	30403	-8.68	42133	-5.13	57326	-14.3
1721	-7.85	10973	9.22	21023	-7.68	30512	-15.32	42587	-101.07	57344	6.4
1901	17.05	11273	16.41	21388	-8.48	30724	-8.74	42591	-29.0	57353	-26.58
2045	-14.13	11453	-10.87	21614	-7.99	30779	6.5	42941	-135.26	57784	-22.46
2095	-6.04	11734	17.4	21805	6.82	31078	-31.23	42950	29.75	57951	-39.8
2390	-84.78	11763	-115.23	22145	-12.73	31237	-5.18	43125	-94.59	58208	-9.54
2597	25.22	11770	-7.31	22366	-16.78	31542	-102.26	43260	-109.19	58366	62.23
2804	-12.17	11797	6.58	22524	11.07	31598	-121.6	43406	224.53	58740	-13.63
2816	-94.47	12379	-116.86	22672	-11.24	31641	15.02	43673	-10.12	59002	15.61
2905	-114.52	12652	7.98	22691	48.09	32754	17.14	43808	7.19	59023	-19.41
3009	35.52	12653	-6.41	22974	-20.08	32935	-29.22	44107	9.21	59052	-22.42
3060	7.31	12710	-5.77	23886	-9.91	33048	6.15	44335	-10.3	59078	-6.1
3213	-33.95	12769	-106.29	24304	-8.06	33494	9.95	44413	-72.73	59100	20.58
3258	9.95	13326	15.79	24513	-14.22	33577	-6.96	44553	26.27	59234	-15.43
3268	38.22	13393	6.2	24548	-39.39	33658	78.61	44724	-8.03	59270	-9.96
3547	32.84	13447	15.39	24622	-9.18	34089	-5.69	44755	5.51	59422	-5.7
3781	20.17	13891	-10.47	25268	-11.73	34523	-94.35	45033	-9.76	59535	9.81
3933	42.72	14233	-5.02	25305	5.61	34750	-7.6	45155	-8.27	59557	24.49
4531	5.71	14244	15.26	25369	16.14	34795	5.79	45536	-18.02	59611	-8.77
4887	18.1	14630	45.33	25418	-13.3	35027	8.78	45595	-5.87	59850	8.97
4929	22.17	15476	-31.56	25498	-19.77	35427	-5.92	45826	-9.66	60365	-7.82
5367	15.33	15486	-6.63	25659	16.2	36233	12.68	45979	-7.35	60441	-7.95
5497	6.7	15779	5.14	25715	22.63	36268	-32.82	46011	11.34	60453	-8.62
5647	-14.82	15875	26.46	25947	-124.0	36322	-23.7	46170	21.63	60468	13.09
5660	-9.09	15920	-22.95	25997	-9.66	36480	-9.67	46511	-23.79	60638	9.77
5898	18.47	16174	-37.77	26342	8.87	36727	-127.77	46802	39.98	60779	-7.18
6291	17.57	16343	-9.86	26550	-15.55	36896	6.11	47176	7.75	60993	-100.61
6490	-8.4	16613	-8.41	26759	-20.09	37127	-34.25	48310	-13.47	61168	-16.29
6665	-26.27	16714	74.01	26765	-13.82	37294	-22.13	48329	-17.27	61293	-53.48
6901	-8.31	16885	-32.75	27153	-15.17	37376	-12.29	49208	-7.44	61314	-7.52
7067	33.92	17497	-11.21	27173	12.95	37383	-10.41	49389	8.91	61361	-7.17
7443	-6.07	17726	-14.2	27267	26.4	37587	28.48	49874	-83.31	61478	-15.22
7636	-8.87	17920	-9.57	27498	24.4	37854	-9.57	50059	26.16	61666	8.99
7841	14.89	18011	-10.87	27791	20.69	37945	-12.36	50251	-6.48	61705	5.11
7877	-16.53	18050	-6.3	27836	28.55	37981	-114.77	50272	-122.06	61707	-9.42
7924	-11.37	18188	30.84	28356	-19.6	38013	-16.32	50909	-31.42	61772	-99.82

TABLE B1 (continued)

HIP	$\Delta v$	HIP	$\Delta v$	HIP	$\Delta v$	HIP	$\Delta v$	HIP	$\Delta v$	HIP	$\Delta v$
61980	-18.6	69064	8.99	82440	25.7	93623	-11.62	100988	8.82	110212	20.91
62076	-6.18	70072	-14.86	82740	5.27	93796	-123.24	101186	-109.39	110221	8.12
62178	-6.98	70239	-5.46	82994	5.11	93929	-8.77	101315	-34.17	110668	-6.78
62230	-7.65	70344	-10.3	83607	-6.29	94214	-8.93	101747	9.22	110755	-18.07
62294	-9.37	70609	54.24	83767	-5.99	94465	15.72	101870	-7.49	111273	-17.45
62298	-9.89	70761	8.4	84115	-17.35	94598	-5.79	102127	-5.45	111420	-8.98
62531	-24.79	70857	-10.26	84298	-18.8	94627	7.62	102289	-8.52	111558	-6.83
62570	-28.53	70938	57.2	84588	-93.67	94883	-13.99	102400	32.21	111568	11.61
62591	-7.37	71287	-13.3	85039	-14.36	95326	5.76	103113	-19.56	111617	8.71
62685	-10.62	71602	-8.09	85690	-253.17	95333	-11.6	103130	12.87	112768	-12.84
62817	-8.65	71746	13.13	85815	-6.32	95856	-5.04	103375	-19.18	113444	6.42
62832	-10.0	72038	-9.89	86234	13.34	95996	152.78	103492	8.9	113500	25.79
62928	-13.08	72382	-12.28	86399	-5.06	96015	-21.68	103639	8.1	113559	-26.6
63322	-34.48	72408	-7.57	86732	-10.47	96622	-5.61	104408	-5.3	113999	-94.29
63433	9.11	73425	30.47	86862	-46.5	97189	-118.34	104592	-6.91	114092	-8.15
63667	-11.61	73614	-9.05	87202	-7.93	97276	-13.5	104681	9.46	114452	-7.71
63841	-8.44	73652	-10.09	87247	-64.4	97470	23.3	104695	-93.04	114725	-11.0
63910	-9.87	73963	8.44	87488	65.98	97665	-10.62	105012	-12.8	114753	-13.06
63976	-52.44	73991	101.45	87744	-14.28	97814	-21.07	105514	5.91	114893	21.66
64161	-17.61	74062	-8.24	87999	20.98	97840	-21.3	105681	12.17	114990	-109.34
64256	16.45	74240	-15.11	88380	-5.58	98116	-10.62	105854	5.6	115412	-15.45
64280	-9.33	75132	50.36	88532	-117.25	98254	-13.8	106042	-15.13	115503	-6.96
64881	-6.54	75224	-121.28	88851	-10.28	98542	-7.31	106233	-11.95	115836	-5.75
64938	-26.67	76209	-26.61	89126	-7.68	98658	15.94	106315	-9.42	115860	7.88
65175	-16.09	77110	-5.73	89218	-109.98	98818	-52.86	106440	-8.22	116190	-12.71
65320	15.25	77391	-104.92	89294	-6.42	98825	-10.09	106646	-9.65	116471	27.65
65458	-6.89	78327	-5.27	89729	-140.54	99312	-20.88	106828	10.03	116656	-5.79
66949	-5.91	78881	-9.43	89988	13.16	99318	7.1	107134	7.35	116726	-18.39
66969	-6.41	79234	19.72	90199	66.2	99602	-7.09	107193	-9.5	116728	5.56
67071	-10.35	79254	11.42	90267	-128.01	99607	-7.94	107465	13.68	116746	9.71
67261	-8.26	79382	-47.29	90810	-8.57	99635	23.27	107688	-14.25	116957	9.53
67351	6.63	80131	-19.32	90936	-8.65	99646	14.13	108039	-8.78	116973	13.38
67676	-11.01	80221	16.49	90950	-120.82	99725	12.45	108546	-111.31	117088	-8.39
67685	-7.98	80323	-99.23	91249	26.79	99840	-16.73	108868	-9.83	117213	7.05
67733	-14.72	80984	-14.51	91822	-91.91	99939	5.27	109081	7.89	117749	-12.25
67790	-15.74	81196	15.8	91934	-6.64	100118	-5.23	109258	-7.93	118139	-120.98
67883	10.49	81378	14.24	92198	-98.44	100176	11.54	109307	13.28	118148	-11.48
68557	-6.23	81966	10.74	92223	-6.21	100391	-114.23	109961	33.47	118230	-6.58
68650	-48.5	82245	5.21	92434	-28.17	100404	19.85	110020	-113.15	118252	-46.93
68940	-17.36	82281	-16.65	92880	-11.85	100557	-102.68	110053	8.66		