

Photoinduced Rashba spin to charge conversion via interfacial unoccupied state

Jorge Puebla,^{1,*} Florent Auvray,² Naoya Yamaguchi,³ Mingran Xu,² Satria Zulkarnaen Bisri,¹ Yoshihiro Iwasa,^{1,4} Fumiyuki Ishii,^{5,6} and Yoshichika Otani^{1,2,†}

¹*CEMS, RIKEN, Saitama, 351-0198, Japan*

²*Institute for Solid State Physics, University of Tokyo, 5-1-5 Kashiwanoha, Kashiwa, Chiba, 277-8581, Japan*

³*Division of Mathematical and Physical Sciences, Graduate School of Natural Science and Technology, Kanazawa University, Kanazawa, Ishikawa, 920-1192, Japan*

⁴*Quantum Phase Electronic Center (QPEC) and Department of Applied Physics, University of Tokyo, Bunkyo-ku, Tokyo, 113-8656, Japan*

⁵*Faculty of Mathematics and Physics, Institute of Science and Engineering, Kanazawa University, Kanazawa, Ishikawa, 920-1192, Japan*

⁶*Nanomaterials Research Institute, Kanazawa University, Kakuma-machi, Kanazawa, 920-1192, Japan*

(Dated: December 15, 2024)

At interfaces with inversion symmetry breaking, Rashba effect couples the motion of electrons to their spin; as a result, spin charge interconversion mechanism can occur. These interconversion mechanisms commonly exploit Rashba spin splitting at the Fermi level by spin pumping or spin torque ferromagnetic resonance. Here, we report evidence of significant photoinduced spin to charge conversion via Rashba spin splitting in an unoccupied state above the Fermi level at the Cu(111)/ α -Bi₂O₃ interface. We predict the appearance of a Rashba spin splitting of $0.56 \times 10^{10} \text{ eV}\cdot\text{m}$ at 1.98 eV above the Fermi level, by fully relativistic first principles analysis of the interfacial electronic structure with spin orbit interaction. We find agreement with our observation of helicity dependent photoinduced spin to charge conversion excited at 1.96 eV at room temperature, with spin current generation of $J_s = 10^6 \text{ A}/\text{m}^2$. The present letter shows evidence of efficient spin charge conversion exploiting Rashba spin splitting at excited states, harvesting light energy without magnetic materials or external magnetic fields.

PACS numbers:

Rashba effect has provided fertile ground for basic research and innovative device proposals in condensed matter. Particularly attractive is the fact that in crystals lacking spatial inversion symmetry the induced spin orbit field couples to the electrons magnetic moment. This spin orbit coupling (SOC) allows the conversion of spin current to transverse electrical charge, or vice versa, the conversion of unpolarized electrical current to spin polarization and diffusion as spin current. These mechanisms have been confirmed in a variety of systems lacking spatial inversion symmetry, opening the condensed matter sub-field of spin orbitronics [1, 2]. Although, the first demonstration of spin charge interconversion occurred in semiconductor bulk systems, the recent focus has been the lack of spatial inversion symmetry at metal/metal, metal/semiconductor, metal/oxide and oxide/oxide interfaces; as well as surface states in topological insulators [3]. Common techniques for exploring the spin charge interconversion phenomena at interfaces are the spin pumping and spin transfer torque ferromagnetic resonance. These techniques allow studying the conversions at occupied states below the Fermi level. Arguably, the hybridization of states at interfaces of seemingly different material systems lead to a complex modified electronic structure with multiple Rashba SOC crossings below and above the Fermi level, and even topological points. This statement has been tested by evidence showing a signif-

icant modulation of SOC as the Fermi level is increased and new states are occupied [4–6]. However, feasibility of spin to charge conversion via Rashba spin splitting at unoccupied states has been elusive.

In this letter we show evidence of photoinduced spin to charge conversion via Rashba spin splitting of unoccupied states at the Cu(111)/ α -Bi₂O₃ interface. Recent reports showed the efficient spin - charge interconversion phenomena at the Cu(111)/ α -Bi₂O₃ interface by microwave photon spin pumping [7], acoustic spin pumping [8] and magneto optical Kerr effect detection of current induced spin polarization [9, 10]. The origin of the formation of the two dimensional gas (2DEG) with SOC at this interface between polycrystalline layers is an ongoing topic of debate. One leading hypothesis is the formation of 2DEG by interfacial charge transfer facilitated by the presence of a significant concentration of oxygen defects; hypothesis recently proposed as mechanism for the formation of 2DEG at the amorphous / crystalline perovskite oxide interfaces [11]. Polycrystalline interfaces have the advantage of reduced interfacial strain and higher carrier concentrations when compared with highly crystalline interfaces. We performed density functional calculations of our Cu(111)/ α -Bi₂O₃ interface with the fully relativistic total angular momentum dependent pseudo-potentials taking spin-orbit interaction (SOI) into account. We adopted norm-conserving pseudopotentials with an energy cutoff of 300 Ry for charge density including the 5*d*, 6*s* and 6*p*-states as valence states for Bi; 2*s* and 2*p* for O; 3*s*, 3*p*, 3*d* and 4*s* for Cu. Figure 1a shows the calculated layer-projected density of states (LDOS) at the Cu(111)/ α -Bi₂O₃ interface (dashed line

*Electronic address: jorgeluis.pueblanunez@riken.jp

†Electronic address: yotani@issp.u-tokyo.ac.jp

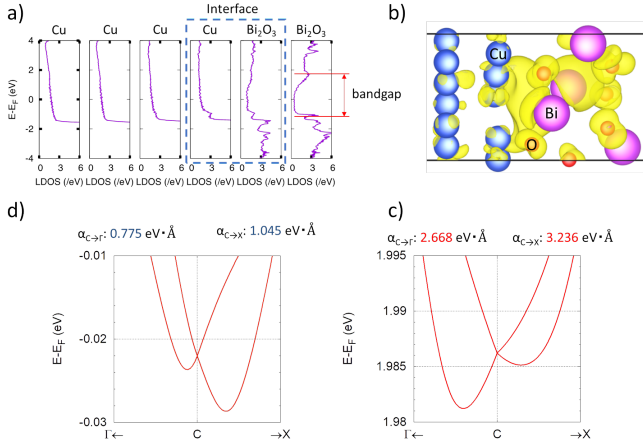


FIG. 1: First - principles analysis of the Cu(111)/ α -Bi₂O₃ interface. (a) Localize density of states at the Cu(111)/ α -Bi₂O₃ interface (dashed line zone) and its vicinity. (b) Schematic representation of the electronic states of the Cu(111)/ α -Bi₂O₃ interface based on density functional theory. Blue spheres are Copper atoms, red Oxygen atoms and purple Bismuth atoms; the yellow shadows show the Cu-O-Bi states. Enlarged views of the band structures around C -point are shown through each path within the range of (c) 0.02 (Bohr)-1 and (d) 0.005 (Bohr)-1 from C -point along CT or CX line. The origin in energy set to be the Fermi level and there are special points: Γ (0, 0, 0); C (0.5, 0.5, 0); X (0.5, 0, 0).

zone) and its vicinity. At the interface, it is possible to observe a modification of the LDOS at both sides close to the interface, corresponding to Cu and Bi₂O₃ hybridization of Cu-O-Bi states due charge transfer. We sketched the calculated charge density of the electronic state of the Cu(111)/ α -Bi₂O₃ interface in figure 1b; where blue, red and purple spheres are Cu, O and Bi atoms, respectively; yellow clouds represent the Cu-O-Bi states.

Band structure analysis around the C -point of states below the Fermi level, show a Rashba-like band splitting (see figure 1c). We evaluated Rashba parameters at C point (0.5, 0.5) in the unit of two-dimensional reciprocal lattice vectors. From the spin split band dispersion, the Rashba parameter is calculated by using an expression $\alpha_R = E_R/k_R$, where E_R is the Rashba energy and k_R is the Rashba momentum offset [12]. The total band splitting accounts for $\alpha_R = 0.27 \times 10^{-10} \text{ eV} \cdot m$, in agreement with previous spin to charge conversion reports [7, 8]. Remarkably, around 1.98 eV above the Fermi level we locate another Rashba splitting of an unoccupied state. The total band splitting above the Fermi level accounts for $\alpha_R = 0.56 \times 10^{-10} \text{ eV} \cdot m$, more than two times larger than that observed below the Fermi level. The energy of this unoccupied state with Rashba splitting is in close proximity to the well-known interband transition between d -states and s -states of Cu, with both states participating at the interfacial hybridization.

We test the photoinduced Rashba spin to charge conversion with excitation energy of 1.96 eV at room temperature. The configuration of our photoinduced spin to charge conversion

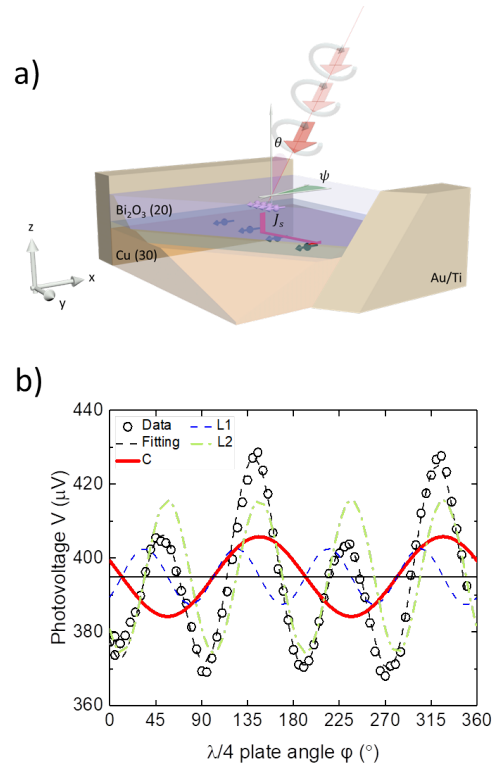


FIG. 2: (a) Schematic representation of transverse photovoltaic detection following $E \approx \sigma_s \times J_s$. A laser illuminates the sample at an incidence angle θ and an azimuthal angle Ψ with polarization σ^\pm . (b) Helicity dependent photoinduced conversion. Photon polarization dependence of transverse photovoltage of Cu(111)/ α -Bi₂O₃ at incidence angle $\theta = 70^\circ$ and azimuthal angle $\Psi = 0^\circ$. Open black circles represent the data and dashed black line the fit following eq. (1). Blue dashed line shows the linear polarization contribution (L_1). Red line shows the circular polarization contribution (V_C). Green dashed line shows the photovoltage related to Fresnel factors (L_2).

experiment is sketch in figure 2(a). We generate spin currents by the absorption of angular momentum from light, via the photovoltaic conversion. The angular momentum of light is dictated by its degree of circular polarization or helicity. Notice that, unlike standard heterostructures for photovoltaic devices where photovoltaic collection occurs at bottom and top electrodes, in our device the photovoltaic collection occurs in transverse geometry, following the inverse Edelstein effect (IEE) spin to charge conversion, $E \approx \sigma_s \times J_s$ [7, 8, 13], where σ_s is the vector of spin polarization and J_s is the flow direction of spin current. The interface is formed between a 30 nm thick Cu layer and 20 nm thick Bi₂O₃. These thicknesses are selected to suppress interaction of Si/SiO₂ substrate and the excitation light. The laser beam has an incidence angle θ and an azimuthal angle Ψ . The photon polarization is controlled by a linear polarizer and a quarter wave plate mounted on a rotator.

In figure 2(b), we show a typical result of the helicity dependent photovoltaic measurement obtained with excitation laser energy of 1.96 eV. Changing contributions of polarized

light due to the rotation of the quarter wave plate (φ) leads to periodic modulation in photovoltage with a periodicity of 90° . Photovoltage peaks have different amplitudes, showing periodically two different values. This asymmetry comes from the circularly polarized light modulation analogous to the circular photogalvanic effect. To better describe the contributions in our modulated signal, we fit the data with the following phenomenological formula [14, 15].

$$V_{out} = V_C \sin(2\varphi) + L_1 \sin(4\varphi) + L_2 \cos(4\varphi) + A \quad (1)$$

Here, V_C represents the amplitude associated with the degree of circular polarization of light or helicity (red solid line in Fig. 2), L_1 is the amplitude associated with the linear polarization of light (blue dash line in Fig. 2), L_2 depends on the Fresnel coefficients [16] (green dash line in Fig. 2) and A is a non-modulated photovoltage offset. L_2 and A are independent of light polarization. From the fitting we can obtain the amplitude of the photovoltage V_{out} , which depends exclusively to the helicity of light, V_C , and estimate the optical generated spin current by [8, 13]

$$J_s = \frac{V_C}{\lambda_{IEE} \omega R} \quad (2)$$

Where λ_{IEE} is the inverse Edelstein effect length directly proportional to the Rashba parameter by $\lambda_{IEE} = (\alpha_R \tau_e) / \hbar$; τ_e is the momentum relaxation time governed by Cu[7]; ω is the width of our interface and R is the sample resistance. We estimate the spin current by taking the voltage due to circular polarization from fitting of figure 2b, $V_C = 10.8 \times 10^{-6}$ V, $\lambda_{IEE} = 7.66 \times 10^{-10}$ m, $\omega = 0.9 \times 10^{-3}$ m and $R = 4.8 \Omega$ giving a resistivity $\rho = 8.64 \mu\Omega cm$, we obtain $J_s = 3.26 \times 10^6$ A/m², a value comparable with the spin current commonly generated by spin pumping experiments [8, 13] and previous reports of circular photovoltaic conversion by inverse spin Hall effect [17, 18]. This estimation is valid when the contribution from Schottky barrier is negligible. Such is the case for our Cu(111)/ α -Bi₂O₃ (Suppl. Mat.).

In further scrutiny figure 3 compares V_C generation in three scenarios: excitation of Cu(111)/ α -Bi₂O₃ by 1.96eV (red dash line), 1.16eV (black dash-dot line) energy lasers and excitation of only Cu layer at 1.96eV (blue solid line), at $\theta = 70^\circ$ and $\Psi = 0^\circ$. Figure 3 shows that V_C (1.96eV) $\gg V_C$ (1.16eV) for Cu(111)/ α -Bi₂O₃, indicating drastic suppression of the detected photovoltage coming from the circular polarization of light at 1.16eV, and also showing negligible contribution of circular polarized photovoltage coming from Si substrate, which has a band gap of 1.10eV. We also observe that V_C (Cu(111)/ α -Bi₂O₃) $\gg V_C$ (Cu(111)) with excitation at 1.96eV, indicating the relevance of the Cu(111)/ α -Bi₂O₃ interface. Moreover, we observe an opposite phase of spin to charge conversion for Cu(111)/ α -Bi₂O₃ and Cu(111), in agreement with the opposite sign of spin to charge conversion between Cu(111)/ α -Bi₂O₃ [7–9] and the recent reports of conversion of the natural oxide in Cu [19].

First-principle calculations showed hybridization of Cu-O-Bi charge states at our interface and Rashba splitting around

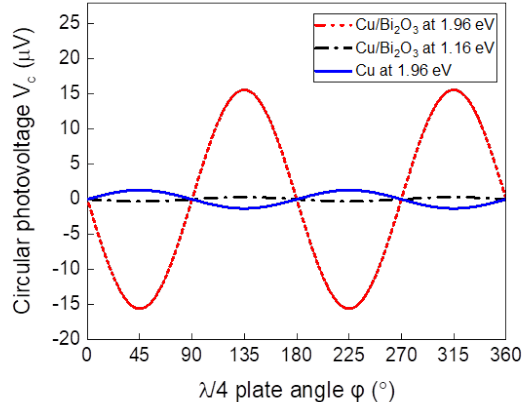


FIG. 3: Comparison of circularly polarized voltage V_C . Circular photovoltage conversion of Cu(111)/ α -Bi₂O₃ at 1.96eV (red dash line) is dramatically larger than circular photovoltage conversion at 1.16eV (black dash-dot line), reflecting a threshold energy. Circular photovoltage conversion at 1.96eV of Cu(111)/ α -Bi₂O₃ (red dash line) is significantly larger than circular photovoltage conversion in Cu (blue solid line), reflecting the necessity of an interface with charge transfer and Rashba splitting.

1.98eV above the Fermi energy, allowing the interfacial charge separation mechanism and IEE spin to charge conversion. Transverse photovoltage induced by circular polarized light can be also generated in surface state polaritons via an asymmetric variation of the photon drag effect [20, 21]. This mechanism requires only surface state plasmons in metals and not necessarily the assistance of a semiconductor such as plasmon induced hot electrons mechanism [22, 23]. We tested the response of a Cu (111) layer to circular polarized light at 1.96eV. While the Cu (111) preserved the optical absorption due to Shockley surface states, we do not observe significant transverse photovoltage related to circular polarized light. Therefore, furthering suggesting combination of interfacial induced charge transfer and IEE as the origin for our circular polarized photovoltage at the Cu(111)/ α -Bi₂O₃ interface.

Finally we study the oblique incidence angle dependence of our photoinduced spin to charge conversion (see Fig. 4). The oblique incidence dependence shows an increase of circular photovoltaic signal as the projection is increase onto the plane, and reverses its sign at opposite oblique incidence angles, following spin to charge conversion mechanisms. The interpretation of our data works under the assumption of a interband transition of the d -states to the partially filled s -states of Cu, as suggested by the typical interband optical absorption, the hybridization of our first principles analysis and the prediction of a Rashba splitting of states at 1.98eV above the Fermi level.

To summarize, we showed the spin photovoltaic conversion at Cu(111)/ α -Bi₂O₃ interface. Due to the increasing number of interfaces with broken spatial inversion symmetry [3, 7–11], we expect that the present work motivates further studies,

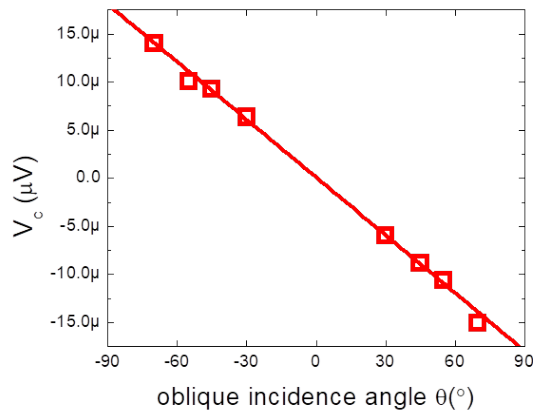


FIG. 4: Oblique incidence dependence of circularly polarized voltage V_C . Circular photovoltage conversion of Cu(111)/ α -Bi₂O₃ at 1.96eV (red dash line) increases with the projection onto the interface plane, and changes its sign at opposite oblique incidence angles as expected in spin to charge conversion mechanism.

advancing conversion efficiencies and understanding towards spin orbitronics in photovoltaics [24]. From our present and previous reports, we have indication of spin to charge conversion at Cu(111)/ α -Bi₂O₃ interface due to Rashba spin orbit coupling [7–10, 13]. Rashba spin orbit coupling is suggested as key component to suppress carrier recombination

and enhanced carrier lifetime in perovskites [25, 26]. We observed an efficient photovoltaic conversion arising from a charge transfer mechanism at our Cu(111)/ α -Bi₂O₃ interface and Rashba spin splitting in an excited state. The photoinduced spin to charge conversion via Rashba spin splitting in an excited state motivates further studies in similar structures, and further understanding of the mechanism involved. Very recently, a related report shows circular photovoltaic signal at metal/metal interface [27], the interpretation of our results may shed new light in the understanding of this recent report and motivate further studies. Our device is compatible with complementary metal-oxide-semiconductor (CMOS) technology, opening a new venue for exploring spin orbitronics at interfaces towards spin electronic devices beyond the Moores law [28].

We acknowledge Naoki Ogawa and Kouta Kondo for fruitful discussions. This work was supported by Grant-in-Aid for Scientific Research on Innovative Area, Nano Spin Conversion Science (Grant No. 26103002 and No. 17H05180) and RIKEN Incentive Research Project Grant No. FY2016. The first-principles calculation was supported in part by MEXT as a social and scientific priority issue (Creation of new functional devices and high-performance materials to support next-generation industries) to be tackled by using post-K computer (Project ID: hp180206). F.A. was supported by the Ministry of Education, Culture, Sports, Science and Technology (MEXT) Scholarship, Japan

-
- [1] Y. Otani, M. Shiraishi, A. Oiwa, E. Saitoh and S. Murakami, Spin conversion on the nanoscale, *Nature Physics* 13, 829-832 (2017)
- [2] A. Manchon, et al., New perspectives for Rashba spin-orbit coupling, *Nat. Mater.* 14, 871-882 (2015)
- [3] Y. Ando and M. Shiraishi, Spin to Charge Interconversion Phenomena in the Interface and Surface States, *J. Phys. Soc. Jpn.* 86, 011001 (2017)
- [4] H. Liang, L. Cheng, L. Wei, Z. Luo, G. Yu, Ch. Zeng and Z. Zhang, Nonmonotonically tunable Rashba spin-orbit coupling by multiple-band filling control in SrTiO₃-based interfacial d-electron gases, *Phys. Rev. B* 92, 075309 (2015)
- [5] G. Herranz, G. Singh, N. Bergeal, A. Jouan, J. Lesueur, J. Gzquez, M. Varela, M. Scigaj, N. Dix, F. Snchez and J. Fontcuberta, Engineering two-dimensional superconductivity and Rashba spinorbit coupling in LaAlO₃/SrTiO₃ quantum wells by selective orbital occupancy, *Nat. Comm.* 6:6028 (2015)
- [6] K. Kondou, R. Yoshimi, A. Tsukazaki, Y. Fukuma, J. Matsuno, K. S. Takahashi, M. Kawasaki, Y. Tokura and Y. Otani, Fermi-level-dependent charge-to-spin current conversion by Dirac surface states of topological insulators, *Nat. Phys.* 12, 10271031 (2016)
- [7] H. Tsai, S. Karube, K. Kondou, N. Yamaguchi, F. Ishii, Y. Otani, Clear variation of spin splitting by changing electron distribution at non-magnetic metal/Bi₂O₃ interfaces, *Scientific Reports* 8:1, 5564 (2018)
- [8] M. Xu, J. Puebla, F. Auvray, B. Rana, K. Kondou and Y. Otani, Inverse Edelstein effect induced by magnon-phonon coupling, *Phys. Rev. B* 97, 180301(R) (2018)
- [9] J. Puebla, F. Auvray, M. Xu, B. Rana, A. Albouy, H. Tsai, K. Kondou, G. Tataru, and Y. Otani, Direct optical observation of spin accumulation at nonmagnetic metal/oxide interface, *Appl. Phys. Lett.* 111, 092402 (2017)
- [10] F. Auvray, J. Puebla, M. Xu, B. Rana, D. Hashizume, Y. Otani, Spin accumulation at nonmagnetic interface induced by direct Rashba-Edelstein effect, *Journal of Materials Science: Materials in Electronics* 29, 18, 1566415670 (2018)
- [11] C. J. Li, Y. P. Hong, H. X. Xue, X. X. Wang, Y. Li, K. Liu, W. Jiang, M. Liu, L. He, R. F. Dou, C. M. Xiong and J. C. Nie, Formation of Two-dimensional Electron Gas at Amorphous/Crystalline Oxide Interfaces, *Sci. Rep.* 8:404 (2018)
- [12] K. Ishizaka, et al., Giant Rashba-type spin splitting in bulk BiTeI, *Nature Materials*, 10, 521 (2011)
- [13] J. C. Rojas-Sanchez, L. Vila, G. Desfonds, S. Gambarelli, J. P. Attane, J. M. De Teresa, C. Magen, and A. Fert, Spin-to-charge conversion using Rashba coupling at the interface between non-magnetic materials, *Nat. Commun.* 4, 2944 (2013)
- [14] H. Yuan, et al., Generation and electric control of spinvalley-coupled circular photogalvanic current in WSe₂, *Nat. Nano.* 9, 851857 (2014)
- [15] D. Niesner, et al., Structural fluctuations cause spin-split states in tetragonal (CH₃NH₃)PbI₃ as evidenced by the circular photogalvanic effect, *PNAS* 115 (38), 9509-9514 (2018)
- [16] K.N. Okada, et al., Enhanced photogalvanic current in topological insulators via Fermi energy tuning, *Phys. Rev. B* 93,

- 081403(R) (2016)
- [17] G. Isella, et al., Photon energy dependence of photo-induced inverse spin-Hall effect in Pt/GaAs and Pt/Ge, *Appl. Phys. Lett.* 106, 232402 (2015)
- [18] K. Ando, et al., Photoinduced inverse spin-Hall effect: Conversion of light-polarization information into electric voltage, *Appl. Phys. Lett.* 96, 082502 (2010)
- [19] H. An, Y. Kageyama, Y. Kanno, N. Enishi and K. Ando, Spin-torque generator engineered by natural oxidation of Cu, *Nature Comm.* 7:13069 (2016)
- [20] T. Hatano, et al., Transverse Photovoltage Induced by Circularly Polarized Light, *Phys. Rev. Lett.* 103, 103906 (2009)
- [21] K.Y. Bliokh and F. Nori, Transverse spin of a surface polariton, *Phys. Rev. A* 85, 061801(R) (2012)
- [22] T. Tatsuma, H. Nishi, and T. Ishida, Plasmon-induced charge separation: chemistry and wide applications, *Chem. Sci.* 8, 3325 (2017)
- [23] C. Clavero, Plasmon-induced hot-electron generation at nanoparticle/metal-oxide interfaces for photovoltaic and photocatalytic devices, *Nat. Photo.* 8, 95-103 (2014)
- [24] K. Amnuyswata, P. Thanomngam, Roles of spin-orbit coupling in tetragonal hybrid halide perovskite for photovoltaics light-absorber, *Materials Today: Proceedings* Vol. 5, Issue 7, Part 1, 14857-14861 (2018)
- [25] J. Even, L. Pedesseau, J-M Jancu and C. Katan, Importance of SpinOrbit Coupling in Hybrid Organic/Inorganic Perovskites for Photovoltaic Applications, *J. Phys. Chem. Lett.*, 4 (17), 29993005 (2013)
- [26] F. Zheng, L. Z. Tan, S. Liu and A. M. Rappe, Rashba SpinOrbit Coupling Enhanced Carrier Lifetime in $\text{CH}_3\text{NH}_3\text{PbI}_3$, *Nano Lett.*, 15 (12), pp 77947800 (2015)
- [27] H. Hirose, N. Ito, M. Kawaguchi, Y.C. Lau, M. Hayashi, Circular photogalvanic effect in Cu/Bi bilayers, *Appl. Phys. Lett.* 113, 222404 (2018)
- [28] S. Manipatruni, D.E. Nikonov, I.A.,Young, Beyond CMOS computing with spin and polarization, *Nature Physics* 14, 338343 (2018)