

The multi-scale nature of the solar wind

Daniel Verscharen · Kristopher
G. Klein · Bennett A. Maruca

Received: 9 February 2019 / Accepted: 9 November 2019

Abstract The solar wind is a magnetized plasma and as such exhibits collective plasma behavior associated with its characteristic spatial and temporal scales. The characteristic length scales include the size of the heliosphere, the collisional mean free paths of all species, their inertial lengths, their gyration radii, and their Debye lengths. The characteristic timescales include the expansion time, the collision times, and the periods associated with gyration, waves, and oscillations. We review the past and present research into the multi-scale nature of the solar wind based on in-situ spacecraft measurements and plasma theory. We emphasize that couplings of processes across scales are important for the global dynamics and thermodynamics of the solar wind. We describe methods to measure in-situ properties of particles and fields. We then discuss the role of expansion effects, non-equilibrium distribution functions, collisions,

D. Verscharen
Mullard Space Science Laboratory
University College London
Dorking, RH5 6NT
United Kingdom
Tel.: +44 1483-204-951
E-mail: d.verscharen@ucl.ac.uk
Also at: Space Science Center
University of New Hampshire
Durham, NH 03824
United States

K. G. Klein
Lunar and Planetary Laboratory and Department of Planetary Sciences
University of Arizona
Tucson, AZ 85719
United States

B. A. Maruca
Bartol Research Institute, Department of Physics and Astronomy
University of Delaware
Newark, DE 19716
United States

waves, turbulence, and kinetic microinstabilities for the multi-scale plasma evolution.

Keywords Solar wind · spacecraft measurements · Coulomb collisions · plasma waves and turbulence · kinetic instabilities

Contents

1	Introduction	3
1.1	The characteristic scales in the solar wind	4
1.2	Global structure of the solar wind	9
1.3	Categorization of solar wind	11
1.4	Kinetic properties of the solar wind	13
1.4.1	Fluid moments and fluid equations	15
1.4.2	Magnetohydrodynamics	17
1.4.3	Standard distributions in solar-wind physics	19
1.4.4	Ion properties	20
1.4.5	Electron properties	23
1.4.6	Open questions and problems	25
2	In-situ observations of space plasmas	27
2.1	Overview of in-situ solar-wind missions	27
2.2	Thermal-particle instruments	29
2.2.1	Faraday cups	30
2.2.2	Electrostatic analyzers	33
2.2.3	Mass spectrometers	36
2.3	Analyzing thermal-particle measurements	37
2.3.1	Distribution-function imaging	37
2.3.2	Moments analysis	38
2.3.3	Fitting model distribution functions	39
2.4	Magnetometers	39
2.4.1	Search-coil magnetometers	40
2.4.2	Fluxgate magnetometers	41
2.4.3	Helium magnetometers	43
2.5	Electric-field measurements	45
2.6	Multi-spacecraft techniques	45
3	Coulomb collisions	46
3.1	Dimensional analysis of Coulomb collisions	47
3.2	Kinetic theory of collisions	48
3.2.1	The collision term	48
3.2.2	The Landau collision integral	51
3.2.3	The Coulomb logarithm	52
3.2.4	Rosenbluth potentials	53
3.2.5	Collisional timescales	54
3.2.6	Coulomb number and collisional age	55
3.3	Observations of collisional relaxation in the solar wind	56
3.3.1	Ion collisions	56
3.3.2	Electron collisions	59
4	Plasma waves	60
4.1	Plasma waves as self-consistent electromagnetic and particle fluctuations	61
4.2	Damping and dissipation mechanisms	64
4.2.1	Quasilinear diffusion	65
4.2.2	Entropy cascade and nonlinear phase mixing	66
4.2.3	Stochastic heating	68
4.3	Wave types in the solar wind	70
4.3.1	Large-scale Alfvén waves	70

4.3.2	Kinetic Alfvén waves	72
4.3.3	Alfvén/ion-cyclotron waves	73
4.3.4	Slow modes	74
4.3.5	Fast modes	77
5	Plasma turbulence	79
5.1	Phenomenology of plasma turbulence in the solar wind	79
5.2	Wave turbulence and its composition	82
5.3	The concept of critical balance	84
5.4	Advanced topics	87
5.4.1	Intermittency	87
5.4.2	Magnetic reconnection	88
5.4.3	Anti-phase-mixing	88
6	Kinetic microinstabilities	89
6.1	Wave-particle instabilities	90
6.1.1	Temperature anisotropy	94
6.1.2	Beams and heat flux	97
6.1.3	Multiple sources of free energy	98
6.2	Wave-wave instabilities	101
6.2.1	Parametric-decay instability	101
6.2.2	Limits on large-amplitude magnetic fluctuations	102
6.3	The fluctuating-anisotropy effect	102
7	Conclusions	103
7.1	Summary	103
7.2	Future outlook	103
7.3	Broader impact	105

1 Introduction

The solar wind is a continuous magnetized plasma outflow that emanates from the solar corona. This extension of the Sun’s outer atmosphere propagates through interplanetary space. Its existence was first conjectured based on its interaction with planetary bodies in the solar system. Although the connection between solar activity and disturbances in the Earth’s magnetic field had been established in the 19th century (Sabine, 1851, 1852; Hodgson, 1859; Stewart, 1861), the connection of these events with “corpuscular radiation” was not made until the early 20th century (Birkeland, 1914; Chapman, 1917). The arguably first appearance of the notion of a continuous “swarm of ions proceeding from the Sun” in the literature dates back to a footnote by Eddington (1910) as an explanation for the observed shape of cometary tails. Later, Hoffmeister (1943) summarized multiple comet observations and suggested that some form of solar corpuscular radiation is responsible for the observed lag of comet ion tails with respect to the heliocentric radius vector (for the link between solar activity and comet tails, see also Ahnert, 1943). Biermann (1951) revisited the relation between comet tails and solar corpuscular radiation by quantifying the momentum transfer from the solar wind to cometary ions. He especially noted that the solar radiation pressure is insufficient to explain the observed structures (Milne, 1926) and that the corpuscular radiation is more variable than the electromagnetic radiation emitted by the Sun. The origin of the solar corpuscular radiation, however, remained unclear until Parker (1958) showed that a hot solar corona cannot maintain a hydrostatic equilibrium. Instead, the

pressure-gradient force overcomes gravity and leads to a radial acceleration of the coronal plasma to supersonic velocities, which Parker called “solar wind” in contrast to a subsonic “solar breeze” (Chamberlain, 1961), which was later found to be unstable (Velli, 1994). Soon after this prediction, the solar wind was measured in situ by spacecraft (Gringauz et al, 1960; Neugebauer and Snyder, 1962). For the last four decades, the solar wind has been monitored almost continuously in situ. Parker’s underlying concept is the mainstream paradigm for the acceleration of the solar wind, but many questions remain unresolved. For example, we still have not identified the mechanisms that heat the solar corona to temperatures order of magnitude higher than the photospheric temperature, albeit this discovery was made some eighty years ago (Grotian, 1939; Edlén, 1943). As we discuss the observed features of the solar wind in this review, we will encounter further deficiencies in our understanding that require more detailed analyses beyond Parker’s model. In this process, we will find many observational facts that models of coronal heating and solar-wind acceleration must explain in order to achieve a realistic and consistent description of the physics of the solar wind.

In the first section of this review, we lay out the various characteristic length and timescales in the solar wind and motivate our thesis that this multi-scale nature defines the evolution of the solar wind. We then introduce the observed large-scale, global features and the microphysical, kinetic features of the solar wind as well as the mathematical basis to describe the related processes.

1.1 The characteristic scales in the solar wind

Table 1 lists typical values for the characteristic plasma parameters and scales in the solar wind at 1 au and in the upper solar corona that we introduce and define in this section. It is important to remember that all of these quantities vary widely in time and may differ significantly between thermal and superthermal particle populations. We illustrate the broad range of the characteristic length scales and timescales in Fig. 1.

The solar wind expands to a heliocentric distance of about 90 au, where it transitions to a subsonic flow by crossing the solar-wind termination shock (Stone et al, 2005; Burlaga et al, 2008). Although we do not expound upon the physics of the outer heliosphere and the interaction of the solar wind with the interstellar medium, this is the largest spatial scale in the supersonic solar wind. Considering the inner heliosphere (i.e., the spherical volume centered around the Sun within Earth’s orbit), we identify the characteristic *size of the system* as $L \sim 1$ au. For a typical radial solar-wind flow speed U_r in the range of 300 km/s to 800 km/s (Lopez and Freeman, 1986), we find an *expansion time* of

$$\tau \sim \frac{L}{U_r} \sim 2.4 \text{ d} \quad (1)$$

Table 1 The multiple characteristic plasma parameters (top), length scales (middle), and timescales (bottom) in the solar wind. This table shows typical parameters in the solar wind at 1 au and in the upper solar corona (~ 100 Mm above photosphere). For each angular frequency ω , the associated timescale is given by $\Pi_\omega \equiv 2\pi/|\omega|$.

Symbol	Solar Wind	(Upper) Corona	Definition
n_p, n_e	3 cm^{-3}	10^6 cm^{-3}	proton and electron number density
T_p, T_e	10^5 K	10^6 K	proton and electron temperature
B	$3 \times 10^{-5} \text{ G}$	1 G	magnetic field strength
$\lambda_{\text{mfp},p}$	3 au	100 Mm	proton collisional mean free path
L	1 au	100 Mm	characteristic size of the system
d_p	140 km	230 m	proton inertial length
ρ_p	160 km	13 m	proton gyration radius
d_e	3 km	5 m	electron inertial length
ρ_e	2 km	30 cm	electron gyration radius
λ_p, λ_e	12 m	7 cm	proton and electron Debye lengths
Π_{ν_c}	120 d	2 h	proton collision time
τ	2.4 d	10 min	expansion time
Π_{Ω_p}	26 s	$660 \mu\text{s}$	proton gyration period
$\Pi_{\omega_{pp}}$	3 ms	$5 \mu\text{s}$	proton plasma period
Π_{Ω_e}	14 ms	360 ns	electron gyration period
$\Pi_{\omega_{pe}}$	$70 \mu\text{s}$	110 ns	electron plasma period

for the solar wind from the Sun to 1 au. The Sun’s sidereal rotation period at its equator,

$$\tau_{\text{rot}} \sim 25 \text{ d}, \quad (2)$$

introduces another characteristic global timescale.

In addition to the outer size of the system, a plasma has multiple characteristic scales due to the interactions of its free charges with electric and magnetic fields. In a homogeneous and constant magnetic field \mathbf{B}_0 , a plasma particle with charge q_j and mass m_j (where j denotes the particle species) experiences a continuous deflection of its trajectory due to the Lorentz force. The frequency associated with this helical motion is given by the *gyro-frequency*¹ (also called the *cyclotron frequency*)

$$\Omega_j \equiv \frac{q_j B_0}{m_j c}, \quad (3)$$

where c is the speed of light in vacuum. The timescale for one closed loop around the magnetic field is then given by the *gyro-period* $\Pi_{\Omega_j} \equiv 2\pi/|\Omega_j|$. In the solar wind at 1 au, $\Pi_{\Omega_p} \sim 26 \text{ s}$ and $\Pi_{\Omega_e} \sim 14 \text{ ms}$, where the index p represents protons and the index e represents electrons. On the other hand, in the upper corona (about 100 Mm above the photosphere), where the magnetic

¹ Following the prevalent convention in space plasma physics, we adopt the metric system of Gaussian-cgs units. The NRL Plasma Formulary (Huba, 2016) includes a guide to converting formulæ between cgs and SI units. In some figures, we plot magnetic field in nT for consistency with the published plots on which they are based.

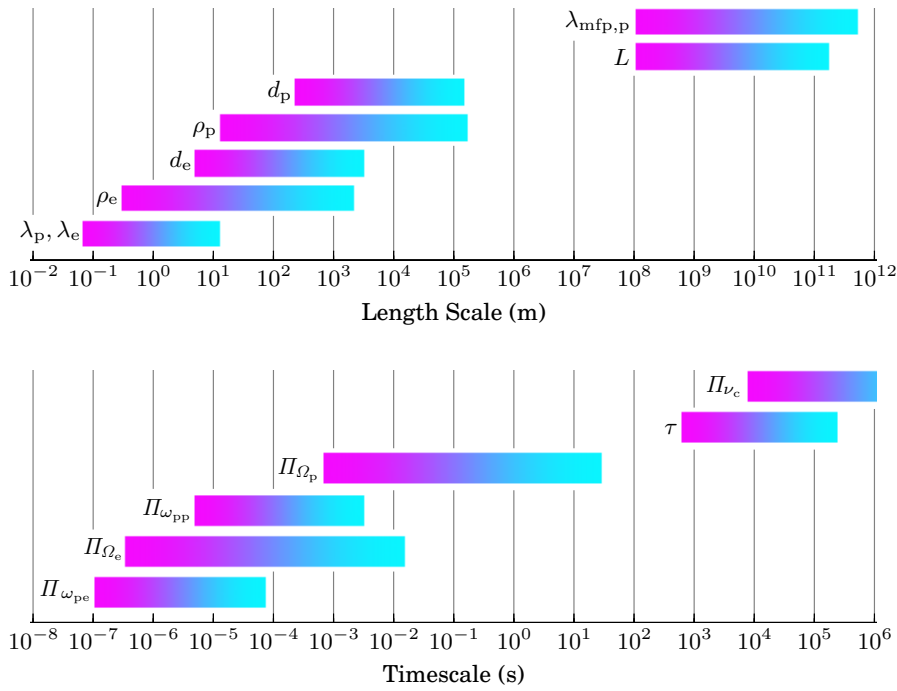


Fig. 1 Graphical representation of the characteristic length scales (top) and timescales (bottom) in the solar wind. The bar lengths represent the typical range for each scale given in Table 1. The magenta end of each bar indicates the typical coronal value, and the cyan end of each bar indicates the typical value at 1 au.

field is much stronger than in the solar wind, $\Pi_{\Omega_{\text{p}}} \sim 660 \mu\text{s}$ and $\Pi_{\Omega_{\text{e}}} \sim 360 \text{ns}$. Aside from protons, α -particles (i.e., fully ionized helium atoms) are also dynamically important in the solar wind since they account for $\lesssim 20\%$ of the mass density.

We define the perpendicular thermal speed as

$$w_{\perp j} \equiv \sqrt{\frac{2k_{\text{B}}T_{\perp j}}{m_j}} \quad (4)$$

and the parallel thermal speed as

$$w_{\parallel j} \equiv \sqrt{\frac{2k_{\text{B}}T_{\parallel j}}{m_j}}, \quad (5)$$

where $T_{\perp j}$ ($T_{\parallel j}$) is the temperature of particle species j in the direction perpendicular (parallel) to \mathbf{B}_0 and k_{B} is the Boltzmann constant. We define the concept of temperatures perpendicular and parallel to \mathbf{B}_0 in Equations (38) and (39). Assuming a thermal distribution of particles with a perpendicular

thermal speed $w_{\perp j}$, the characteristic size of the gyration orbit is given by the *gyro-radius*

$$\rho_j \equiv \frac{w_{\perp j}}{|\Omega_j|}. \quad (6)$$

At 1 au, solar-wind gyro-radii are typically $\rho_p \sim 160$ km and $\rho_e \sim 2$ km. In the upper corona, the gyro-radii are smaller: $\rho_p \sim 13$ m and $\rho_e \sim 30$ cm.

The *plasma frequency*

$$\omega_{pj} \equiv \sqrt{\frac{4\pi n_{0j} q_j^2}{m_j}}, \quad (7)$$

where n_{0j} is the background number density of species j , corresponds to the characteristic timescale for electrostatic interactions in the plasma: $\Pi_{\omega_{pj}} \equiv 2\pi/\omega_{pj}$. In the solar wind at 1 au, $\Pi_{\omega_{pp}} \sim 3$ ms, and $\Pi_{\omega_{pe}} \sim 70$ μ s. These timescales are even shorter in the corona: $\Pi_{\omega_{pp}} \sim 5$ μ s and $\Pi_{\omega_{pe}} \sim 110$ ns. A reduction of the local electron number density (e.g., through a spatial displacement of a number of electrons with respect to the ions) leads to an oscillation of the electrons with respect to the ions, in which the electrostatic force due to the displaced charge serves as the restoring force. This *plasma oscillation* occurs with a frequency $\sim \omega_{pe}$. In addition, light waves cannot propagate at frequencies $\lesssim \omega_{pe}$ in a plasma as the free plasma charges shield the wave's electromagnetic fields so that the wave amplitude drops off exponentially with distance when the wave frequency is $\lesssim \omega_{pe}$. The exponential decay length associated with this shielding is given by the skin-depth $d_e \equiv c/\omega_{pe}$.

More generally, we define the *skin-depth* (also called the *inertial length*) of species j as

$$d_j \equiv \frac{c}{\omega_{pj}} = \frac{v_{Aj}}{|\Omega_j|}, \quad (8)$$

where

$$v_{Aj} \equiv \frac{B_0}{\sqrt{4\pi n_{0j} m_j}} \quad (9)$$

is the *Alfvén speed* of species j . In the solar wind at 1 au, $d_p \sim 140$ km, and $d_e \sim 3$ km. In the upper corona, on the other hand, $d_p \sim 230$ m, and $d_e \sim 5$ m. In processes that occur on length scales greater than d_p and timescales greater than Π_{Ω_p} , protons exhibit a *magnetized behavior*, which means that their trajectory is closely tied to the magnetic field lines, following a quasi-helical gyration pattern with the frequency given in Equation (3). Likewise, electrons exhibit magnetized behavior in processes that occur on length scales greater than d_e and timescales greater than Π_{Ω_e} .

An important length scale associated with electrostatic effects is the *Debye length*

$$\lambda_j \equiv \sqrt{\frac{k_B T_j}{4\pi n_{0j} q_j^2}}, \quad (10)$$

where T_j is the (scalar, isotropic) temperature of species j . We note that $\lambda_p \sim \lambda_e$ through much of the heliosphere, which makes the Debye length

unique among the scales we discuss. The total Debye length

$$\lambda_{\text{D}} \equiv \left(\sum_j \frac{1}{\lambda_j} \right)^{-1} \quad (11)$$

is the characteristic exponential decay length for a time-independent global electrostatic potential in a plasma. In the solar wind at 1 au, $\lambda_{\text{p}} \sim \lambda_{\text{e}} \sim 12$ m, while the plasma in the upper corona exhibits $\lambda_{\text{p}} \sim \lambda_{\text{e}} \sim 7$ cm. Collective plasma processes (i.e., particles behaving as if they only interact with a smooth macroscopic electromagnetic field rather than with individual moving charges) become important if the number of particles within a sphere of radius λ_{D} is large,

$$n_{0\text{e}}\lambda_{\text{D}}^3 \gg 1, \quad (12)$$

and if

$$\lambda_{\text{D}} \ll L. \quad (13)$$

Equations (12) and (13) guarantee that electrostatic single-particle effects are shielded by neighboring charges from the surrounding plasma (known as *Debye shielding*). If either of these conditions is not fulfilled, common plasma-physics methods do not apply and a material is merely an ionized gas rather than a plasma. The solar wind, however, satisfies both of these conditions and, therefore, is a plasma.

In addition to these collective plasma length scales and timescales, collisional effects are associated with their own characteristic scales, which depend on the type of collisional interaction under consideration (e.g., temperature equilibration or isotropization) and on different combinations of plasma parameters. We discuss these effects and the associated timescales in Sect. 3.

Comparing the coronal electron Debye length as the smallest plasma length scale of the solar wind with the size of the system reveals that the solar wind covers over twelve orders of magnitude in its characteristic length scales (neglecting length scales associated with collisions, which can be even greater than L). Similarly, comparing the corona's electron plasma period with the solar wind's expansion time reveals that the solar wind also covers over twelve orders of magnitude in its characteristic timescales (again neglecting timescales associated with collisions, which can be even greater than τ). These ratios demonstrate the *intrinsically multi-scale nature of the solar wind*. The broad range of scales also illustrates the difficulty in treating the solar wind and all related physics processes numerically since complete numerical simulations would need to resolve this entire range of scales.

This review describes plasma processes that depend upon or modify the multi-scale nature of the solar wind. As a truly Living Review, its first edition is limited to small-scale processes that affect the large-scale evolution of the plasma. In a later major update, we will describe how large-scale processes affect the small-scale structure of the plasma such as expansion effects on particle properties, wave reflection and the creation of turbulence, streaming

interactions, mixing from different solar sources in co-rotating interaction regions, and magnetic focusing effects, as well as the impact of these processes on global solar-wind modeling. Although every plasma process is conceivably a multi-scale process, we, by practical necessity, only address the physics processes we consider most relevant to the multi-scale evolution of the solar wind. The most prominent processes *not* covered in this review include detailed discussions of reconnection (Pontin, 2011; Gosling, 2012; Paschmann et al, 2013), shock waves (Balogh et al, 1995; Chashei and Shishov, 1997; Lepping, 2000; Rice and Zank, 2003), the physics of the outer heliosphere (pick-up ions, energetic neutral atoms, etc., Zank et al, 1995; Gloeckler and Geiss, 1998; Zank, 1999; Richardson et al, 2004; McComas et al, 2012; Zank et al, 2018), interplanetary dust (Krüger et al, 2007; Mann et al, 2010), interactions with planetary bodies (Grard et al, 1991; Kivelson and Bagenal, 2007; Gardini et al, 2011; Bagenal, 2013), eruptive events such as coronal mass ejections (Zurbuchen and Richardson, 2006; Howard and Tappin, 2009; Webb and Howard, 2012), solar energetic particles (Ryan et al, 2000; Mikić and Lee, 2006; Klein and Dalla, 2017), and (anomalous) cosmic rays (Heber et al, 2006; Potgieter, 2008; Giacalone et al, 2012; Potgieter, 2013). We also limit our discussion of minor-ion physics.

1.2 Global structure of the solar wind

At heliocentric distances greater than a few solar radii R_\odot , the solar wind's expansion is, to first order, radial, which creates large-scale radial gradients in most of the plasma parameters. For this discussion of the global structure, we concentrate only on long-term averages of the plasma quantities and neglect their frequent – and, as we will see later, sometimes comparable to order unity – variations. Figure 2 illustrates these average quantities as functions of distance in the inner heliosphere and demonstrates the resulting profiles for the characteristic length scales and timescales. Beyond a distance of about $10 R_\odot$, the average radial velocity stays approximately constant. Continuity under steady-state conditions requires that

$$\nabla \cdot (n_j \mathbf{U}_j) = 0, \quad (14)$$

where \mathbf{U}_j is the bulk velocity of species j . In spherical coordinates and under the assumption that $\mathbf{U}_j \approx U_{j,r} \hat{\mathbf{e}}_r \approx \text{constant}$, the average density then decreases $\propto r^{-2}$. In the acceleration region and in regions of super-radial expansion connected to coronal holes, continuity requires steeper gradients closer to the Sun as confirmed by white-light polarization measurements (Cranmer and van Ballegoijen, 2005). In addition, the deceleration of streaming α -particles leads to a small deviation from the r^{-2} density profile (Verscharen et al, 2015).

To first order, the average magnetic field follows the Parker spiral in the plane of the ecliptic (Parker, 1958; Levy, 1976; Behannon, 1978; Mariani et al,

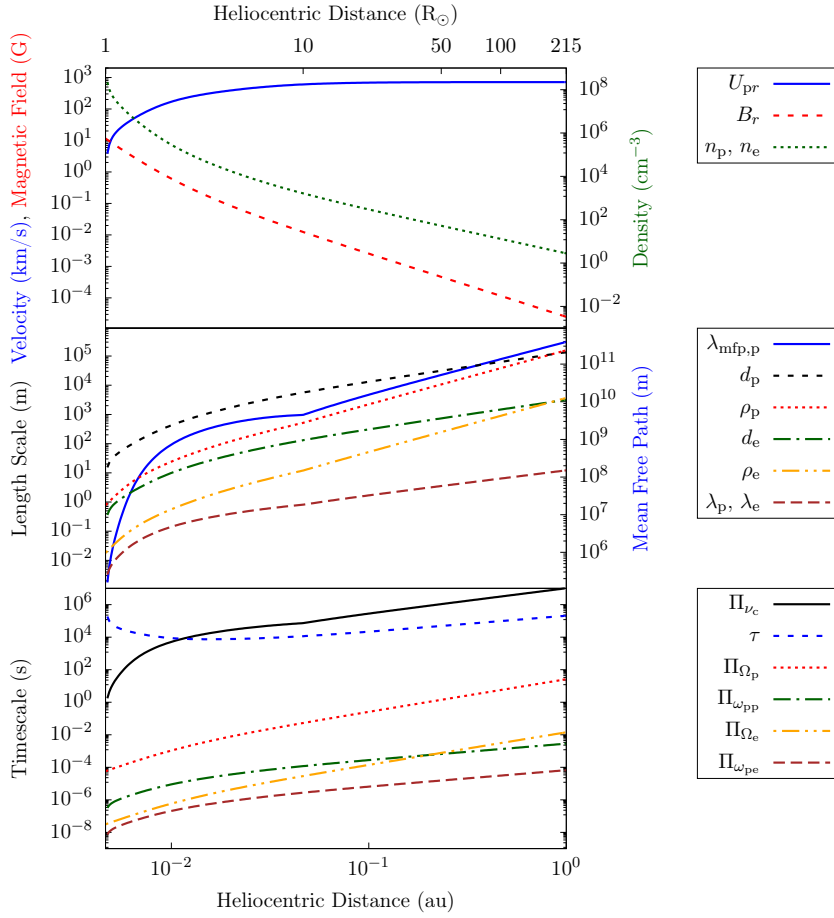


Fig. 2 Characteristic average quantities, length scales, and timescales as functions of distance from the Sun in the inner heliosphere for typical fast-solar-wind conditions. We calculate these scales based on typical radial profiles of the solar-wind magnetic-field strength, density, and velocity (shown in the top panel). The profiles for the magnetic field and the density are taken from Smith et al (2012) for a radial polar flux tube. The radial velocity profile then follows from flux conservation, $n_j U_{jr} / B_r = \text{constant}$. The electron temperature is taken from a fit to measurements at $r < 10 R_{\odot}$ (Cranmer et al, 1999) and then connected to a power-law with a power index corresponding to the radial temperature profiles observed with Helios in the fast solar wind (Štverák et al, 2015). We take $T_p \approx T_e$ for simplicity.

1978, 1979) as a result of the frozen-in condition of ideal magnetohydrodynamics (MHD; see Sect. 1.4.2) and the rotation of the Sun. We define

$$\beta_j \equiv \frac{8\pi n_j k_B T_j}{B^2}, \quad (15)$$

where B is the magnetic field, as the ratio between the thermal pressure of species j and the magnetic pressure. In the solar corona, $\beta_j \ll 1$, so that the

magnetic field constraints the plasma to co-rotate with the Sun. However, the magnetic field's torque on the plasma decreases with distance from the Sun until the plasma outflow dominates the evolution of the magnetic field and convects the field into interplanetary space (Weber and Davis, 1967). In the Parker model, the *Parker angle* $|\phi_{Br}|$ between the direction of the magnetic field and the radial direction increases with distance r from the Sun,

$$\tan \phi_{Br} = \frac{B_\phi}{B_r} = \frac{\Omega_\odot \sin \theta}{U_{pr}} (r_{\text{eff}} - r), \quad (16)$$

where B_ϕ and B_r are the azimuthal and radial components of the magnetic field, Ω_\odot is the angular speed of the Sun's rotation, θ is the polar angle, and r_{eff} is the effective co-rotation radius. In our sign and coordinate convention, $\phi_{Br} \leq 0$ if $B_r > 0$ since the Sun rotates in the $+\hat{e}_\phi$ -direction, which differs from Parker's (1958) original choice. The radius r_{eff} is an auxiliary quantity to describe the heliospheric distance beyond which the solar wind behaves as if it were co-rotating for $r \leq r_{\text{eff}}$ (Hollweg and Lee, 1989). Observations indicate that $r_{\text{eff}} \sim 10R_\odot$ in the fast wind and $r_{\text{eff}} \sim 20R_\odot$ in the slow wind (Bruno and Bavassano, 1997). The Parker angle $|\phi_{Br}|$ increases from 0° at r_{eff} to about 45° at $r = 1$ au. This trend continues into the outer heliosphere as shown by observations (Thomas and Smith, 1980; Forsyth et al, 2002). The magnitude of the *Parker field* decreases with distance as

$$B_0 \propto \frac{\sqrt{1 + \tan^2 \phi_{Br}}}{r^2}, \quad (17)$$

which is $\propto r^{-2}$ in the limit $\tan^2 \phi_{Br} \ll 1$ at small r and $\propto r^{-1}$ in the limit $\tan^2 \phi_{Br} \gg 1$ at large r . We note that the original Parker model is not completely torque-free, although a torque-free treatment leads to only minor modifications (Verscharen et al, 2015). Further details about the heliospheric magnetic field can be found in the review by Owens and Forsyth (2013).

1.3 Categorization of solar wind

Traditionally, the solar wind has been categorized into three groups (Srivastava and Schwenn, 2000):

1. *fast wind* with bulk velocities between about 500 km/s and 800 km/s,
2. *slow wind* with bulk velocities between about 300 km/s and 500 km/s, and
3. variable/eruptive events such as *coronal mass ejections* with speeds from a few hundreds up to 2000 km/s.

Measurements from the Ulysses spacecraft during solar minimum dramatically demonstrate that the fast wind emerges predominantly from polar coronal holes and the slow wind from the streamer belt at the solar equator (Phillips et al, 1995; McComas et al, 1998, 2000, 2003; Ebert et al, 2009). The left-hand panel in Fig. 3 illustrates the clear sector boundary between fast and slow wind during solar minimum. During solar maximum, however, fast and slow

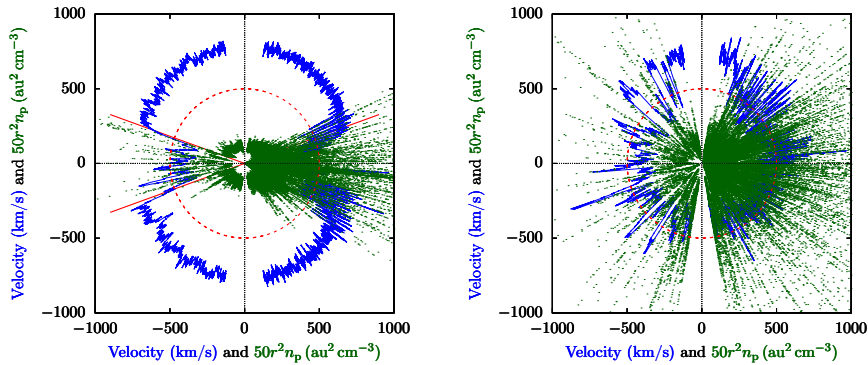


Fig. 3 Ulysses/SWOOP observations of the solar-wind proton radial velocity and density at different heliographic latitudes. The distance from the center in each of these polar plots indicates the velocity (blue) and density (green). The polar angle represents the heliographic latitude. Since these measurements were taken at varying distances from the Sun, we compensate for the density’s radial decrease by multiplying n_p with r^2 . The red circle represents $U_{pr} = 500$ km/s and $r^2 n_p = 10$ au² cm⁻³. The straight red lines indicate the sector boundaries at $\pm 20^\circ$ latitude. Left panel: Ulysses’ first polar orbit during solar minimum (1990-12-20 through 1997-12-15). Right panel: Ulysses’ second polar orbit during solar maximum (1997-12-15 through 2004-02-22). After McComas et al (2000) and McComas et al (2008).

wind emerge from neighboring patches everywhere in the corona. The right-hand panel in Fig. 3 shows that the occurrence of fast and slow wind streams does not strongly correlate with heliographic latitude during solar maximum. On average, fast polar wind exhibits both a lower density and less variation in density than slow wind. The association of different wind streams with different source regions suggests that the magnetic-field configuration in the corona plays a crucial role in determining the properties of the wind streams. In addition to the differences in speed and density, fast and slow wind exhibit further distinguishing marks. Fast wind, relative to slow wind, generally is more steady, is more Alfvénic (i.e., it exhibits a higher correlation or anti-correlation between fluctuations in vector velocity and vector magnetic field; see Sect. 4 and Tu and Marsch, 1995), and has a higher proton temperature (Neugebauer, 1976; Wilson et al, 2018). Importantly for its multi-scale evolution, fast wind is also less collisional (both in terms of the local collisional relaxation times and the cumulative time for collisions to act) than slow wind (Marsch et al, 1982b; Marsch and Goldstein, 1983; Livi et al, 1986; Kasper et al, 2008; Bourouaine et al, 2011; Āurovcová et al, 2017), which allows for more kinetic non-equilibrium features to survive the thermalizing action of Coulomb collisions. Fast wind, therefore, exhibits more non-Maxwellian structure in its distribution functions (Marsch, 2006, 2018) as we discuss in the next section.

The elemental composition and the heavy-ion charge states also differ between fast and slow wind (Bame et al, 1975; Ogilvie and Coplan, 1995; von Steiger et al, 1995; Bochsler, 2000; von Steiger et al, 2000; Aellig et al, 2001;

Zurbuchen et al, 2002; Kasper et al, 2007, 2012; Lepri et al, 2013). Elements with a low *first ionization potential (FIP)* such as magnesium, silicon, and iron exhibit enhanced abundances in the solar corona and in the solar wind with respect to their photospheric abundances (Gloeckler and Geiss, 1989; Raymond, 1999; Laming, 2015). Conversely, elements with a high FIP such as oxygen, neon, and helium have much lower enhancements or even depletions with respect to their photospheric abundances. This FIP fractionation bias also varies with wind speed and is generally smaller in fast wind than in slow wind (Zurbuchen et al, 1999; Bochsler, 2007). Since the elemental composition of a plasma parcel does not change as it propagates through the heliosphere unless it mixes with neighboring parcels, composition measurements are a reliable method to distinguish solar-wind source regions. Moreover, studies of heavy ions constrain proposed models of solar-wind acceleration and heating. For instance, proposed acceleration and heating scenarios must explain the observed preferential heating of minor ions. In the solar wind, most heavy ion species i exhibit $T_i/T_p \approx 1.35m_i/m_p$ (Tracy et al, 2015; Heidrich-Meisner et al, 2016; Tracy et al, 2016).

Lately, the traditional classification of wind streams by speed has experienced some major criticism (e.g., Maruca et al, 2013; Xu and Borovsky, 2015; Camporeale et al, 2017). Speed alone does not fully classify the properties of the wind, and there is a smooth transition in the distribution of wind speeds. At times, fast solar wind shows properties traditionally associated with slow wind and vice versa, such as collisionality, Alfvénicity, FIP-bias, anisotropy, beam structures, etc. Although these atypical behaviors suggest a false dichotomy between fast and slow wind, we retain the traditional nomenclature, albeit defining “fast wind” as wind with the typical fast-wind properties and “slow wind” as wind with the typical slow-wind properties under consideration instead of relying on the flow speeds alone. Nevertheless, we expressly caution the reader against assuming wind speed alone as a reasonable indication of wind type.

1.4 Kinetic properties of the solar wind

Kinetic plasma physics describes the statistical properties of a plasma by means of the *particle velocity distribution functions* $f_j(\mathbf{x}, \mathbf{v}, t)$ for each plasma species j . We define and normalize the distribution function so that

$$f_j(\mathbf{x}, \mathbf{v}, t) d^3\mathbf{x} d^3\mathbf{v} \quad (18)$$

represents the number of particles of species j in the phase-space volume $d^3\mathbf{x}d^3\mathbf{v}$ centered on the phase-space coordinates (\mathbf{x}, \mathbf{v}) at time t . The distribution function relates to the bulk properties (i.e., density, bulk velocity, temperature, ...) through its velocity moments as described in Sect. 1.4.1. A continuous definition of f_j is appropriate when Equation (12) is fulfilled.

The central equation in kinetic physics is the *Boltzmann equation*,

$$\frac{\partial f_j}{\partial t} + \mathbf{v} \cdot \frac{\partial f_j}{\partial \mathbf{x}} + \mathbf{a} \cdot \frac{\partial f_j}{\partial \mathbf{v}} = \left(\frac{\delta f_j}{\delta t} \right)_c, \quad (19)$$

where \mathbf{a} is the acceleration of a j -particle due to macroscopic forces, and the right-hand side describes the temporal change in f_j due to particle collisions, which are mediated by microscopic electric forces among individual particles (see also Sect. 3.2 of this review; Lifshitz and Pitaevskii, 1981). We use the term *macroscopic fields* to indicate that these are locally averaged to remove the rapidly fluctuating Coulomb electric fields due to individual charges, which are responsible for Coulomb collisions. The applicability of this mean-field approach is a key quality of a plasma and distinguishes it from other types of ionized gases, in which Equation (12) is not fulfilled. Without the collision term, the Boltzmann equation represents a fluid continuity equation for the density in phase space. It is thus related to *Liouville's theorem* and describes the conservation of the phase-space density along trajectories in the absence of collisions.² In this case, and when using only macroscopic electromagnetic forces in the acceleration term, we obtain the *Vlasov equation*,

$$\frac{\partial f_j}{\partial t} + \mathbf{v} \cdot \frac{\partial f_j}{\partial \mathbf{x}} + \frac{q_j}{m_j} \left(\mathbf{E} + \frac{1}{c} \mathbf{v} \times \mathbf{B} \right) \cdot \frac{\partial f_j}{\partial \mathbf{v}} = 0, \quad (20)$$

which is the fundamental equation of collisionless kinetic plasma physics. These macroscopic electric and magnetic fields obey *Maxwell's equations*,

$$\nabla \cdot \mathbf{E} = 4\pi\rho_c, \quad (21)$$

$$\nabla \cdot \mathbf{B} = 0, \quad (22)$$

$$\nabla \times \mathbf{E} = -\frac{1}{c} \frac{\partial \mathbf{B}}{\partial t}, \quad (23)$$

and

$$\nabla \times \mathbf{B} = \frac{4\pi}{c} \mathbf{j} + \frac{1}{c} \frac{\partial \mathbf{E}}{\partial t}, \quad (24)$$

where the charge density ρ_c and the current density \mathbf{j} are given by integrals over the distribution functions as

$$\rho_c = \sum_j q_j \int f_j d^3\mathbf{v} \quad (25)$$

and

$$\mathbf{j} = \sum_j q_j \int \mathbf{v} f_j d^3\mathbf{v}. \quad (26)$$

Equations (20) through (26) form a closed set of integro-differential equations in six-dimensional phase space and time that fully describe the evolution of collisionless plasma.

² We refrain from discussing the multiple ways of deriving the Boltzmann equation such as the closure of the BBGKY hierarchy (Bogoliubov, 1946) or the Klimontovich–Dupree formalism (Dupree, 1961; Klimontovich, 1967). Instead, we express the Boltzmann equation in terms of Liouville's theorem and subsume all higher-order particle interactions in the collision term on the right-hand side of Equation (19). For more details, see also Sect. 3.2.

1.4.1 Fluid moments and fluid equations

Although the distribution functions f_j contain all of the microphysical properties of the plasma, it is often sufficient to rely on a reduced set of macrophysical parameters that only depend on time and three-dimensional configuration space (versus time and six-dimensional phase space). These parameters are called *bulk parameters* and correspond to the velocity moments as integrals over the full velocity space of the distribution function. Certain velocity moments represent named fluid bulk parameters. For instance, the zeroth velocity moment corresponds to the *number density*

$$n_j = \int f_j d^3\mathbf{v}. \quad (27)$$

Using n_j , the first velocity moment corresponds to the *bulk velocity*

$$\mathbf{U}_j = \frac{1}{n_j} \int \mathbf{v} f_j d^3\mathbf{v}, \quad (28)$$

while the second moment represents the *pressure tensor*

$$\mathbf{P}_j = m_j \int (\mathbf{v} - \mathbf{U}_j) (\mathbf{v} - \mathbf{U}_j) f_j d^3\mathbf{v}. \quad (29)$$

The third moment corresponds to the *heat-flux tensor*

$$\mathbf{Q}_j = m_j \int (\mathbf{v} - \mathbf{U}_j) (\mathbf{v} - \mathbf{U}_j) (\mathbf{v} - \mathbf{U}_j) f_j d^3\mathbf{v}. \quad (30)$$

For many applications in magnetized-plasma physics, it is useful to choose the coordinate system to be aligned with the direction $\hat{\mathbf{b}} \equiv \mathbf{B}/|\mathbf{B}|$ of the magnetic field and to define the pressure components with respect to the direction of the magnetic field. In this coordinate system, Equation (30) reduces through contraction to the perpendicular heat-flux vector

$$\mathbf{q}_{\perp j} = \frac{1}{2} \mathbf{Q}_j : (\mathbf{I}_3 - \hat{\mathbf{b}}\hat{\mathbf{b}}) \quad (31)$$

and the parallel heat-flux vector

$$\mathbf{q}_{\parallel j} = \mathbf{Q}_j : (\hat{\mathbf{b}}\hat{\mathbf{b}}), \quad (32)$$

where \mathbf{I}_3 is the three-dimensional unit matrix. We define the double-dot and triple-dot products in a similar way to the usual dot product as

$$\mathbf{A} : \mathbf{B} = \sum_{i,j} A_{ij} B_{ji} \quad \text{and} \quad \mathbf{A} : \mathbf{B} = \sum_{i,j,k} A_{ijk} B_{kji}. \quad (33)$$

Although higher moments do not give rise to named bulk parameters like these four, the *moment hierarchy* can be continued to infinity by multiplying the integrand with further powers of velocity.

Taking velocity moments of the full Vlasov equation and exploiting the definitions of the lowest moments above leads to the *multi-fluid plasma equations* (Barakat and Schunk, 1982; Marsch, 2006). The zeroth and first moments of the Vlasov equation are the *continuity equation*,

$$\frac{\partial n_j}{\partial t} + \nabla \cdot (n_j \mathbf{U}_j) = 0, \quad (34)$$

and the *momentum equation*,

$$n_j m_j \left(\frac{\partial}{\partial t} + \mathbf{U}_j \cdot \nabla \right) \mathbf{U}_j = -\nabla \cdot \mathbf{P}_j + n_j q_j \left(\mathbf{E} + \frac{1}{c} \mathbf{U}_j \times \mathbf{B} \right). \quad (35)$$

We define the perpendicular pressure and the parallel pressure as

$$p_{\perp j} \equiv \mathbf{P}_j : \frac{\mathbf{l}_3 - \hat{\mathbf{b}}\hat{\mathbf{b}}}{2} \quad (36)$$

and

$$p_{\parallel j} \equiv \mathbf{P}_j : \left(\hat{\mathbf{b}}\hat{\mathbf{b}} \right), \quad (37)$$

respectively, which are related to the temperatures in the directions perpendicular and parallel to \mathbf{B} through

$$T_{\perp j} = \frac{p_{\perp j}}{n_j k_B} \quad (38)$$

and

$$T_{\parallel j} = \frac{p_{\parallel j}}{n_j k_B} \quad (39)$$

We write the *perpendicular energy equation* as

$$\begin{aligned} \left(\frac{\partial}{\partial t} + \mathbf{U}_j \cdot \nabla \right) p_{\perp j} + p_{\perp j} (\nabla \cdot \mathbf{U}_j + \nabla_{\perp} \cdot \mathbf{U}_j) &= \left(\hat{\mathbf{b}}\hat{\mathbf{b}} - \mathbf{l}_3 \right) : (\boldsymbol{\tau}_j \cdot \nabla \mathbf{U}_j) \\ &\quad - \nabla \cdot \mathbf{q}_{\perp j} - \frac{1}{2} \boldsymbol{\tau}_j : \left(\frac{\partial}{\partial t} + \mathbf{U}_j \cdot \nabla \right) \left(\hat{\mathbf{b}}\hat{\mathbf{b}} \right) - \frac{1}{2} \mathbf{Q}_j : \nabla \left(\hat{\mathbf{b}}\hat{\mathbf{b}} \right) \end{aligned} \quad (40)$$

and the *parallel energy equation* as

$$\begin{aligned} \left(\frac{\partial}{\partial t} + \mathbf{U}_j \cdot \nabla \right) p_{\parallel j} + p_{\parallel j} (\nabla \cdot \mathbf{U}_j + 2\nabla_{\parallel} \cdot \mathbf{U}_j) &= -2\hat{\mathbf{b}}\hat{\mathbf{b}} : (\boldsymbol{\tau}_j \cdot \nabla \mathbf{U}_j) \\ &\quad - \nabla \cdot \mathbf{q}_{\parallel j} + \boldsymbol{\tau}_j : \left(\frac{\partial}{\partial t} + \mathbf{U}_j \cdot \nabla \right) \left(\hat{\mathbf{b}}\hat{\mathbf{b}} \right) + \mathbf{Q}_j : \nabla \left(\hat{\mathbf{b}}\hat{\mathbf{b}} \right), \end{aligned} \quad (41)$$

where

$$\boldsymbol{\tau}_j \equiv \mathbf{P}_j - p_{\perp j} \mathbf{l}_3 - (p_{\parallel j} - p_{\perp j}) \hat{\mathbf{b}}\hat{\mathbf{b}} \quad (42)$$

is the stress tensor,

$$\nabla_{\perp} \equiv \left(\mathbf{l}_3 - \hat{\mathbf{b}}\hat{\mathbf{b}} \right) \nabla, \quad \text{and} \quad \nabla_{\parallel} \equiv \left(\hat{\mathbf{b}}\hat{\mathbf{b}} \right) \nabla. \quad (43)$$

The hierarchy of moments of the Vlasov equation continues to infinity, and similar fluid equations exist for the stress tensor, the heat-flux tensor, and all higher-order moments. However, this gives rise to a closure problem since the n^{th} moment of the Vlasov equation always includes the $(n+1)^{\text{st}}$ moment of the distribution function. For example, the continuity equation, which is the zeroth moment of the Vlasov equation, includes the bulk velocity, which corresponds to the first moment of f_j . The $(n+1)^{\text{st}}$ moment of the distribution function, in turn, requires the $(n+1)^{\text{st}}$ moment of the Vlasov equation as a description of its dynamical evolution. Every fluid model is, therefore, fundamentally susceptible to a closure problem since the solution of an infinite chain of non-degenerate equations is formally impossible. For most practical purposes, the moment hierarchy is thus truncated by expressing a higher-order moment of f_j through lower moments of f_j only. Closing the moment hierarchy introduces limitations on the physics of the problem at hand and deviations in the solutions to the multi-fluid system of equations from the solutions to the full Vlasov equation. For example, a typical closure of the moment hierarchy is the assumption of an isotropic and adiabatic pressure, i.e., $P_j = p_j I_3$ and $p_j \propto n_j^\kappa$, where κ is the adiabatic exponent. This closure of the momentum equation neglects heat flux and small velocity-space structure in f_j . Therefore, any finite closure is only applicable if the physics of the problem at hand justifies the neglect of higher-order velocity moments of f_j . We note, for example, that collisions are such a process that can produce conditions under which higher-order moments are negligible (see Sect. 3).

Assuming only slow changes of the magnetic field compared to Π_{Ω_j} and that $\boldsymbol{\tau}_j = 0$, the second velocity moment of the Vlasov equation (20) leads to the useful *double-adiabatic energy equations* (Chew et al, 1956; Whang, 1971; Sharma et al, 2006; Chandran et al, 2011),

$$n_j B \left(\frac{\partial}{\partial t} + \mathbf{U}_j \cdot \nabla \right) \left(\frac{p_{\perp j}}{n_j B} \right) = -\nabla \cdot \mathbf{q}_{\perp j} - q_{\perp j} \nabla \cdot \hat{\mathbf{b}} \quad (44)$$

and

$$\frac{n_j^3}{B^2} \left(\frac{\partial}{\partial t} + \mathbf{U}_j \cdot \nabla \right) \left(\frac{B^2 p_{\parallel j}}{n_j^3} \right) = -\nabla \cdot \mathbf{q}_{\parallel j} + 2q_{\perp j} \nabla \cdot \hat{\mathbf{b}}. \quad (45)$$

If we neglect heat flux by setting the right-hand sides of Equations (44) and (45) to zero, we obtain the conservation laws for the *double-adiabatic invariants*, which are also referred to as the *Chew–Goldberger–Low (CGL) invariants* (Chew et al, 1956)

$$\frac{p_{\perp j}}{n_j B} \approx \text{constant} \quad \text{and} \quad \frac{B^2 p_{\parallel j}}{n_j^3} \approx \text{constant}. \quad (46)$$

1.4.2 Magnetohydrodynamics

Magnetohydrodynamics (MHD) is a single-fluid description that results from summing the fluid equations of all species and defining the moments of the

single *magnetofluid* as the mass density

$$\rho \equiv \sum_j m_j n_j, \quad (47)$$

the bulk velocity

$$\mathbf{U} \equiv \frac{1}{\rho} \sum_j m_j n_j \mathbf{U}_j, \quad (48)$$

and the total scalar pressure

$$P \equiv \frac{1}{3} \sum_j \mathbf{P}_j : \mathbf{I}_3 \quad (49)$$

under the assumption that \mathbf{P}_j is isotropic and diagonal. This procedure leads to the *MHD continuity equation*,

$$\frac{\partial \rho}{\partial t} + \nabla \cdot (\rho \mathbf{U}) = 0, \quad (50)$$

and the *MHD momentum equation*,

$$\rho \left(\frac{\partial}{\partial t} + \mathbf{U} \cdot \nabla \right) \mathbf{U} = -\nabla P + \frac{1}{c} (\mathbf{j} \times \mathbf{B}). \quad (51)$$

The electric-field term from Equation (35) vanishes under the quasi-neutrality assumption that ρ_c from Equation (25) is negligible, which is justified on scales $\gg \lambda_D$. Faraday's law describes the evolution of the magnetic field as

$$\frac{\partial \mathbf{B}}{\partial t} = -c \nabla \times \mathbf{E}. \quad (52)$$

The electric field follows from the electron momentum equation (35) as the generalized Ohm's law,

$$\mathbf{E} = \frac{m_e}{q_e} \left(\frac{\partial}{\partial t} + \mathbf{U}_e \cdot \nabla \right) \mathbf{U}_e + \frac{1}{n_e q_e} \nabla \cdot \mathbf{P}_e - \frac{1}{n_e q_e c} \mathbf{j} \times \mathbf{B} + \frac{1}{n_e q_e c} \mathbf{j}_i \times \mathbf{B}, \quad (53)$$

where

$$\mathbf{j}_i \equiv \mathbf{j} - n_e q_e \mathbf{U}_e \quad (54)$$

is the ion contribution to the current density. The terms on the right-hand side of Equation (53) represent the contributions from electron inertia, the electron pressure gradient (i.e., the ambipolar electric field), the Hall term, and the ion convection term, respectively. Under the assumptions of quasi-neutrality in a proton–electron plasma and the negligibility of terms of order m_e/m_p , we find

$$\mathbf{E} = \frac{1}{n_e q_e} \nabla \cdot \mathbf{P}_e - \frac{1}{n_e q_e c} \mathbf{j} \times \mathbf{B} - \frac{1}{c} \mathbf{U} \times \mathbf{B}. \quad (55)$$

If we furthermore assume small or moderate β_e and consider processes occurring on scales $\gg d_p$ (Chiuderi and Velli, 2015), we can neglect the contributions

of the electron pressure gradient and the Hall term to \mathbf{E} . We then find the common expression for Ohm's law in MHD:

$$\mathbf{E} = -\frac{1}{c}\mathbf{U} \times \mathbf{B}. \quad (56)$$

Equations (52) and (56) describe *Alfvén's frozen-in theorem*, stating that magnetofluid bulk motion across field lines is forbidden, since otherwise the infinite resistivity of the magnetofluid would lead to infinite eddy currents. Instead, the magnetic flux through a co-moving surface is conserved.³ The assumptions leading to Equation (56) are fulfilled for processes on time scales much greater than Π_{Ω_j} and $\Pi_{\omega_{pj}}$ as well as on spatial scales much greater than d_j and ρ_j . In this limit, the displacement current in Ampère's law is also negligible, which allows us to write the current density in Equation (51) in terms of the magnetic field:

$$\mathbf{j} = \frac{c}{4\pi}\nabla \times \mathbf{B}. \quad (57)$$

The MHD equations are often closed with the adiabatic closure relation,

$$\left(\frac{\partial}{\partial t} + \mathbf{U} \cdot \nabla\right) \left(\frac{P}{\rho^\kappa}\right) = 0, \quad (58)$$

where κ is the adiabatic exponent. The MHD equations are intrinsically scale-free and, therefore, only valid for processes that do not occur on any of the characteristic plasma scales of the system introduced in Sect. 1.1. Thus, MHD only applies to large-scale phenomena that occur

1. on length scales $\lesssim L$,
2. on length scales $\gg \max(d_j, \rho_j)$, and
3. on timescales $\gg \max(\Pi_{\Omega_j}, \Pi_{\omega_{pj}})$

for all j .

1.4.3 Standard distributions in solar-wind physics

Although solar-wind measurements often reveal irregular plasma distribution functions (see Sects. 1.4.4 and 1.4.5, as well as Marsch, 2012), it is sometimes helpful to invoke closed analytical expressions for the distribution functions in a plasma. In the following description, we use the cylindrical coordinate system in velocity space introduced in Sect. 1.4.1 with its symmetry axis to be parallel to $\hat{\mathbf{b}}$.

A gas in thermodynamic equilibrium has a *Maxwellian* velocity distribution,

$$f_M(\mathbf{v}) = \frac{n_j}{\pi^{3/2}w_j^3} \exp\left(-\frac{(\mathbf{v} - \mathbf{U}_j)^2}{w_j^2}\right), \quad (59)$$

³ Interestingly, the inclusion of the pressure-gradient term from Equation (55) in Equation (56) does not affect the frozen-in condition since it cancels when taking the curl in Equation (52).

where

$$w_j \equiv \sqrt{\frac{2k_B T_j}{m_j}} \quad (60)$$

is the (isotropic) thermal speed of species j . Equation (59) has a thermodynamic justification in equilibrium statistical mechanics based on the Gibbs distribution (Landau and Lifshitz, 1969). An empirically motivated extension of the Maxwellian distribution is the so-called *bi-Maxwellian* distribution, which introduces temperature anisotropies with respect to the background magnetic field yet follows the Maxwellian behavior on any one-dimensional cut at constant v_\perp or constant v_\parallel in velocity space:

$$f_{\text{bM}}(\mathbf{v}) = \frac{n_j}{\pi^{3/2} w_{\perp j}^2 w_{\parallel j}} \exp\left(-\frac{v_\perp^2}{w_{\perp j}^2} - \frac{(v_\parallel - U_{\parallel j})^2}{w_{\parallel j}^2}\right), \quad (61)$$

where $w_{\perp j}$ and $w_{\parallel j}$ are the thermal speeds defined in Equations (4) and (5). Advanced methods in thermodynamics such as non-extensive statistical mechanics lead to the κ -distribution (Tsallis, 1988; Livadiotis and McComas, 2013; Livadiotis, 2017),

$$f_\kappa(\mathbf{v}) = \frac{n_j}{w_j^3} \left[\frac{2}{\pi(2\kappa - 3)} \right]^{3/2} \frac{\Gamma(\kappa + 1)}{\Gamma(\kappa - 1/2)} \left[1 + \frac{2}{2\kappa - 3} \frac{(\mathbf{v} - \mathbf{U}_j)^2}{w_j^2} \right]^{-\kappa-1}, \quad (62)$$

where $\Gamma(x)$ is the Γ -function (Abramowitz and Stegun, 1972) and $\kappa > 3/2$. We note that $f_\kappa \rightarrow f_{\text{M}}$ for $\kappa \rightarrow \infty$. The κ -distribution is characterized by having tails that are more pronounced for smaller κ (i.e., the kurtosis of the distribution increases as κ decreases). Analogous to the bi-Maxwellian is the *bi- κ -distribution*,

$$f_{\text{b}\kappa}(\mathbf{v}) = \frac{n_j}{w_{\perp j}^2 w_{\parallel j}} \left[\frac{2}{\pi(2\kappa - 3)} \right]^{3/2} \frac{\Gamma(\kappa + 1)}{\Gamma(\kappa - 1/2)} \times \left\{ 1 + \frac{2}{2\kappa - 3} \left[\frac{v_\perp^2}{w_{\perp j}^2} + \frac{(v_\parallel - U_{\parallel j})^2}{w_{\parallel j}^2} \right] \right\}^{-\kappa-1}. \quad (63)$$

In the following sections, we will encounter observed distribution functions and recognize some of the uses and limitations of these analytical expressions.

1.4.4 Ion properties

In-situ spacecraft instrumentation has been measuring ion and electron velocity distributions for decades (see Sect. 2.2). Figure 4 summarizes some of the observed features in ion and electron distribution functions schematically. These observations show that proton distributions often deviate from the Maxwellian equilibrium distribution given by Equation (59). For instance,

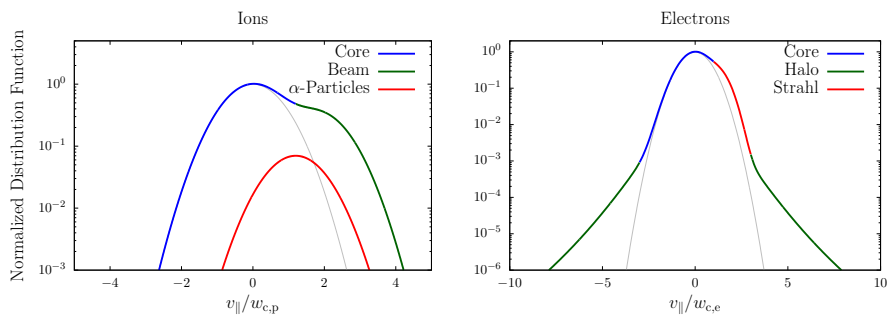


Fig. 4 Illustration of ion (left) and electron (right) kinetic features in the solar wind. We show cuts through the distribution function along the direction of the magnetic field. We normalize the distribution functions to the maxima of the proton and electron distribution functions, respectively. We normalize the parallel velocity to the thermal speed of the proton and electron core components, $w_{c,p}$ and $w_{c,e}$, respectively. We note that $w_{c,p} \ll w_{c,e}$. The gray curves show the underlying core distribution alone. The distributions are shown in the reference frames in which the core distribution is at rest.

proton distributions often display a field-aligned *beam*: a second proton component streaming faster than the proton *core* component along the direction of the magnetic field with a relative speed $\gtrsim v_{Ap}$ (Asbridge et al, 1974; Feldman et al, 1974b; Marsch et al, 1982b; Goldstein et al, 2000; Tu et al, 2004; Alterman et al, 2018). In Fig. 4 (left), the proton beam is shown in green as an extension of the distribution function toward greater $v_{||}$. Protons also show *temperature anisotropies* with respect to the magnetic field (Hundhausen et al, 1967a,b; Marsch et al, 1981; Kasper et al, 2002; Marsch et al, 2004; Hellinger et al, 2006; Bale et al, 2009; Maruca et al, 2012), which manifest in unequal diagonal elements of P_j in Equation (29). Figure 5 shows isosurfaces of f_p based on measurements from the Helios spacecraft. The background magnetic field is vertically aligned, and the color-coding represents the distance of the isosurfaces from the center-of-mass velocity. A standard Maxwellian distribution would be a monochromatic sphere in these diagrams. Instead, we see that the proton distribution is anisotropic. The example on the left-hand side shows an extension of the isosurface along the magnetic-field direction, which indicates the proton-beam component. Almost always, the proton beam is directed away from the Sun and along the magnetic-field axis.⁴ This observation suggests that the beam represents a preferentially accelerated proton component. The existence of this beam thus puts a major observational constraint on potential mechanisms for solar-wind heating and acceleration, which must generate this almost ubiquitous feature in f_p . In the example on the right-hand side of Fig. 5, the isosurface is spread out in the directions perpendicular to the magnetic field, which indicates that $T_{\perp p} > T_{\parallel p}$. Although the plasma also exhibits periods with $T_{\perp p} < T_{\parallel p}$, the predominance of cases with $T_{\perp p} > T_{\parallel p}$ in the fast

⁴ The proton beam may be directed toward the Sun or be bi-directional if the local radial component of the magnetic field changed its sign during the passage of the plasma parcel from the Sun to the location of the measurement.

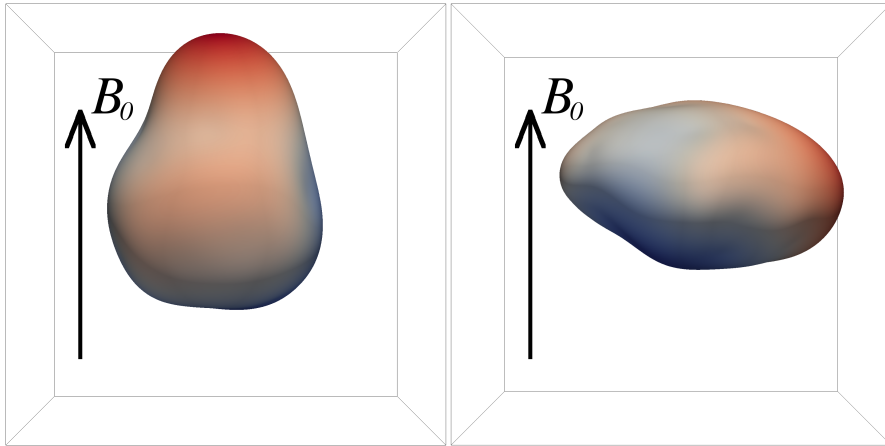


Fig. 5 Interpolated isosurfaces in velocity space of two proton distribution functions measured by Helios 2. The arrow \mathbf{B}_0 indicates the direction of the local magnetic field. The color-coding represents the distance of the isosurface from the center-of-mass velocity. Left: measurement from 1976-02-04 at 10:21:43 UTC. The center-of-mass velocity is 478 km/s. The elongation along the magnetic-field direction represents the proton beam. Right: measurement from 1976-04-16 at 07:50:54 UTC. The center-of-mass velocity is 768 km/s. The oblate structure of the distribution function represents a temperature anisotropy with $T_{\perp p} > T_{\parallel p}$. These distribution functions are available as animations online.

wind in the inner heliosphere (Matteini et al, 2007) suggests an ongoing heating mechanism in the solar wind that counter-acts the double-adiabatic expansion quantified in Equations (44) and (45). The double-adiabatic expansion alone would create $T_{\perp p} \ll T_{\parallel p}$ in the inner heliosphere when we neglect the action of heat flux and collisions on protons. Therefore, only heating mechanisms that explain the observed anisotropies with $T_{\perp p} > T_{\parallel p}$ in the solar wind (and possibly also in the corona; see Kohl et al, 2006) are successful candidates for a complete description of the physics of the solar wind.

The colors on the isosurfaces in Fig. 5 illustrate that the bulk velocity of the proton distribution function differs significantly from the center-of-mass velocity. This is mostly due to the α -particles in the solar wind (Ogilvie, 1975; Asbridge et al, 1976; Marsch et al, 1982a; Neugebauer et al, 1994, 1996; Steinberg et al, 1996; Reisenfeld et al, 2001; Berger et al, 2011; Gershman et al, 2012; Bourouaine et al, 2013). Although their number density is small ($n_{\alpha} \lesssim 0.05n_p$), their mass density corresponds to about 20% of the proton mass density. We often observe the α -particles, like the proton beam, to drift with respect to the proton core along the magnetic-field direction and away from the Sun with a typical drift speed $\lesssim v_{Ap}$. In Fig. 4 (left), the α -particles are shown as a separate shifted distribution in red, centered around the α -particle drift speed.

The solar wind also exhibits *anisothermal behavior*; i.e., not all plasma species have equal temperatures (Formisano et al, 1970; Feldman et al, 1974a; Bochsler et al, 1985; Cohen et al, 1996; von Steiger and Zurbuchen, 2002, 2006).

The α -particles often show $T_{\parallel\alpha} \gtrsim 4T_{\parallel p}$ (Kasper et al, 2007, 2008, 2012). Electrons are typically colder than protons in the fast solar wind but hotter than protons in the slow solar wind (Montgomery et al, 1968; Hundhausen, 1970; Newbury et al, 1998). As stated in Sect. 1.2, heavy-ion-to-proton temperature ratios are typically greater than the corresponding heavy-ion-to-proton mass ratios for almost all observable ions in the solar wind. Like the other kinetic features, solar-wind heating and acceleration models are only fully successful if they explain the observed anisothermal behavior.

All of these non-equilibrium features (temperature anisotropies, beams, drifts, and anisothermal behavior) are less pronounced in the slow solar wind than in the fast wind, which is typically attributed to the greater collisional relaxation rates and the longer expansion times in the slow wind (see Sect. 3.3). These non-equilibrium features reflect the multi-scale nature of the solar wind, since they are driven by a combination of large-scale expansion effects, local kinetic processes, and the feedback of small-scale processes on the large-scale evolution.

1.4.5 Electron properties

Although the mass of an electron is much less than the mass of a proton ($m_e/m_p \approx 1/1836$), and the electrons' contribution to the total solar-wind momentum flux is insignificant, electrons do affect the large-scale evolution of the solar wind (Montgomery, 1972; Salem et al, 2003). As the most abundant particle species, they guarantee quasi-neutrality: $\rho_c \approx 0$ and $j_{\parallel} \approx 0$ at length scales $\gg \lambda_e$ and timescales $\gg \Pi_{\omega_{pe}}$. Due to their small mass, they are highly mobile and have a much greater thermal speed than the protons, leading to their subsonic behavior (i.e., $U_e \ll w_e$). Their momentum balance in Equation (35) is dominated by their pressure gradient and electromagnetic forces. Through these contributions, the electrons create an *ambipolar electrostatic field* in the expanding solar wind. This field is the central underlying acceleration mechanism of exospheric models (see Sect. 3.1; Lemaire and Scherer, 1973; Maksimovic et al, 2001). Parker's (1958) solar-wind model does not explicitly invoke an ambipolar electrostatic field. Nevertheless, the electron contribution to the pressure gradient in Parker's MHD equation of motion is equivalent to the ambipolar electric field that follows from Equation (35) for electrons in the limit $m_e \rightarrow 0$ (Velli, 1994, 2001).

Although electrons typically have greater collisional relaxation rates than ions, they exhibit a number of characteristic kinetic non-equilibrium features, which, as for the ions, are more pronounced in the fast solar wind. Most notably, the electron distribution often consists of three distinct components (Feldman et al, 1975; Pilipp et al, 1987a,b; Hammond et al, 1996; Maksimovic et al, 1997; Fitzenreiter et al, 1998):

- a thermal *core*, which mostly follows a Maxwellian distribution and has a thermal energy of ~ 10 eV – blue in Fig. 4 (right);

- a non-thermal *halo*, which mostly follows a κ -distribution, manifests as enhanced high-energy tails in the electron distribution, and has a thermal energy of $\lesssim 80$ eV – green in Fig. 4 (right); and
- a *strahl*,⁵ which is a field-aligned beam of electrons and usually travels in the anti-Sunward direction with a bulk energy $\lesssim 100$ eV – red in Fig. 4 (right).

The core typically includes $\sim 95\%$ of the electrons. It sometimes displays a temperature anisotropy (Serbu, 1972; Phillips et al, 1989; Štverák et al, 2008) and a relative drift with respect to the center-of-mass frame (Bale et al, 2013). A recent study suggests that a bi-self-similar distribution, which forms through inelastic particle scattering, potentially describes the core distribution better than a bi-Maxwellian distribution (Wilson et al, 2019).

The strahl probably results from a more isotropic distribution of superthermal electrons in the corona that has been focused by the mirror force in the nascent solar wind (Owens et al, 2008), explaining the anti-Sunward bulk velocity of the strahl in the solar-wind rest frame. As with the ion beams, a Sunward or bi-directional electron strahl can occur when the magnetic-field configuration changes during the plasma’s passage from the Sun (Gosling et al, 1987; Owens et al, 2017). Figure 6 shows an example of an electron velocity distribution function measured in the solar wind. This distribution exhibits a significant strahl at $v_{\parallel} > 0$ but shows no clear halo component. We reiterate our paradigm that all successful solar-wind acceleration and heating scenarios must account for the observed kinetic structure of the solar wind, including these features in the electron distributions. At highest energies $\gtrsim 2$ keV, a nearly isotropic *superhalo* of electrons exists; however, its number density is very small compared to the densities of the other electron species ($\lesssim 10^{-5}$ cm $^{-3}$ at 1 au), and its origin remains poorly understood (Lin, 1998; Wang et al, 2012; Yang et al, 2015; Tao et al, 2016).

Observations of the superthermal electrons (i.e., strahl and halo) reveal that $(n_s + n_h)/n_e$ remains largely constant with heliocentric distance, where n_s is the strahl density and n_h is the halo density. Conversely, n_s/n_e decreases with distance from the Sun while n_h/n_e increases (Maksimovic et al, 2005; Štverák et al, 2009; Graham et al, 2017). Various processes have been proposed to explain this phenomenon, most of which involve the scattering of strahl electrons into the halo (Vocks et al, 2005; Gary and Saito, 2007; Pagel et al, 2007; Saito and Gary, 2007; Owens et al, 2008; Anderson et al, 2012; Gurgiolo et al, 2012; Landi et al, 2012; Verscharen et al, 2019a).

Locally, electrons often show isothermal behavior (i.e., having a polytropic index of one) due to their large field-parallel mobility. Globally, their non-thermal distribution functions carry a large heat flux according to Equation (30) into the heliosphere (Feldman et al, 1976; Scime et al, 1995). Observations of large-scale electron temperature profiles suggest that the electron heat flux, rather than local heating, dominates their temperature evolution (Pilipp et al, 1990; Štverák et al, 2015). These energetic considerations also reveal that

⁵ From *strahl* – the German word for “beam”.

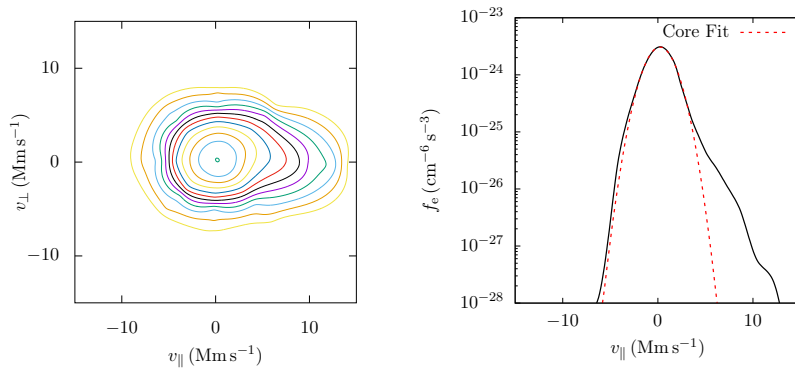


Fig. 6 Electron velocity distribution function measured by Helios 2 in the fast solar wind at a heliocentric distance of 0.29 au on 1976-04-18 at 23:38:35 UTC. Left: isocontours of the distribution in a field-aligned coordinate system. Right: a cut through the distribution function along the magnetic-field direction. The red dashed curve shows a Maxwellian fit to the core of the distribution function. The strahl is clearly visible as an enhancement in the distribution function at $v_{\parallel} > 0$.

a combination of processes regulate the heat flux of the distribution. Collisions and collective kinetic processes such as microinstabilities are the prime candidates for explaining electron heat-flux regulation (see Sects. 3.3.2 and 6.1.2; Scime et al, 1994, 1999, 2001; Bale et al, 2013; Lacombe et al, 2014).

1.4.6 Open questions and problems

The major outstanding science questions in solar-wind physics require a detailed understanding of the interplay between the multi-scale nature and the observed kinetic features of the solar wind. This theme applies to the coronal and solar-wind heating problem as well as the overall energetics of the inner heliosphere. We remind ourselves that any answer to the heating problem must be consistent with multiple detailed observational constraints as we have seen in the previous sections.

The observed temperature profiles and overall particle energetics of ions and electrons are consequences of the complex interactions of global heat flux, Coulomb collisions (Sect. 3), local wave action (Sect. 4), turbulent heating (Sect. 5), microinstabilities (Sect. 6), and double-adiabatic expansion (Mihalov and Wolfe, 1978; Feldman et al, 1979; Gazis and Lazarus, 1982; Marsch et al, 1983, 1989; Pilipp et al, 1990; McComas et al, 1992; Gazis et al, 1994; Issautier et al, 1998; Maksimovic et al, 2000; Matteini et al, 2007; Cranmer et al, 2009; Hellinger et al, 2011; Le Chat et al, 2011; Hellinger et al, 2013; Štverák et al, 2015). We still lack a detailed physics-based understanding of the majority of these processes, and the quantification of these processes and their role for the overall energetics of the solar wind remains one of the most outstanding science problems in space research.

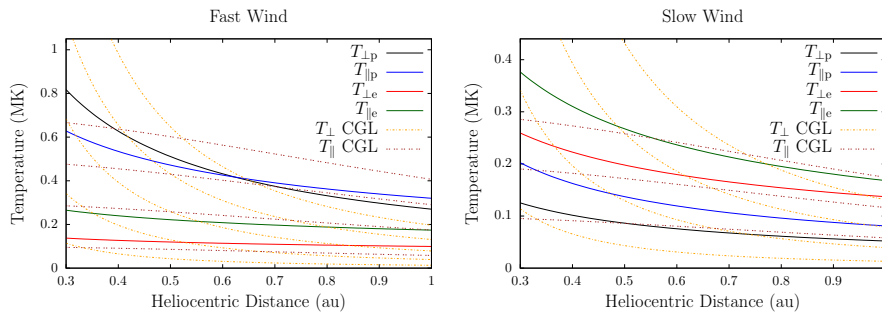


Fig. 7 Temperature profiles in the inner heliosphere for fast (left) and slow (right) wind. We show radial power-law fits to proton-temperature measurements separated by fast ($700 \text{ km/s} \leq U_{pr} \leq 800 \text{ km/s}$) and slow ($300 \text{ km/s} \leq U_{pr} \leq 400 \text{ km/s}$) solar-wind conditions from Hellinger et al (2013). Likewise, we show radial power-law fits to electron-temperature measurements separated by fast ($U_{pr} \geq 600 \text{ km/s}$) and slow ($U_{pr} \leq 500 \text{ km/s}$) solar-wind conditions from Štverák et al (2015). The thin-dashed lines indicate the CGL temperature profiles according to Equations (44) and (45), where we set the right-hand sides of both equations to zero and determine the magnetic field through Equations (16) and (17) using $n_j \propto 1/r^2$, $\theta = 90^\circ$, $r_{\text{eff}} = 10R_\odot$, and $U_{pr} = 500 \text{ km/s}$.

Observed temperature profiles (including anisotropies) are some of the central messengers about the overall solar-wind energetics, apart from velocity profiles. Figure 7 illustrates the radial evolution of the proton and electron temperatures in the directions perpendicular and parallel to the magnetic field and separated by fast and slow wind. We also show the expected temperature profiles under the assumption that the evolution follows the double-adiabatic (CGL) expansion according to Equations (44) and (45) only. All of the measured temperature profiles deviate from the CGL profiles to some degree, and this trend continues at greater heliocentric distances (Cranmer et al, 2009). Explaining these deviations lies at the heart of the challenge to explain coronal and solar-wind heating and acceleration.

We intend this review to give an overview over the relevant multi-scale processes in the solar wind. In the near future, data from the Parker Solar Probe (Fox et al, 2016) and Solar Orbiter (Müller et al, 2013) spacecraft will provide us with detailed observations of the local and global properties of the solar wind at different distances from the Sun. These groundbreaking observations will help us to quantify the roles of the multi-scale processes described in this review.

Section 2 describes the methods to measure solar-wind particles and fields in situ. In Sect. 3, we discuss the effects of collisions on the multi-scale evolution of the solar wind. Section 4 introduces waves, and Sect. 5 introduces turbulence as mechanisms that affect the local and global plasma behavior. We describe the role of kinetic microinstabilities and parametric instabilities in Sect. 6. In Sect. 7, we summarize this review and consider future developments in the study of the multi-scale evolution of the solar wind.

2 In-situ observations of space plasmas

Observations of space plasmas can be roughly divided into two categories: *remote* and *in-situ*. Remote observations include both measurements of the plasma's own emissions (e.g., radio waves, visible light, and X-ray photons) as well as measurements of the effects that the plasma has on emissions from other sources (e.g., Faraday rotation and absorption lines). In this way, regions such as the chromosphere that are inaccessible to spacecraft can still be studied. Additionally, imaging instruments such as coronagraphs provide information on the global structure of space plasma. Nevertheless, due to limited spectral and angular resolution, these instruments cannot provide information on all of the small-scale processes at work within the plasma. Remote observations also only offer limited information on three-dimensional phenomena. If the observed plasma is optically thick (e.g., the photosphere in visible light), its interior cannot be probed; if it is optically thin (e.g., the corona in EUV), remote observations suffer from the effects of line-of-sight integration.

In contrast, in-situ observations provide detailed information on microkinetic processes in space plasmas. Spacecraft carry in-situ instruments into the plasma to directly detect its particles and fields and thereby to provide small-scale observations of localized phenomena. Although an in-situ instrument only detects the plasma in its immediate vicinity, statistical studies of ensembles of measurements have provided remarkable insights into how small-scale processes affect the plasma's large-scale evolution.

This section briefly overviews both the capabilities and the limitations of instruments used to observe the solar wind in situ. Although a full treatment of the subject is beyond the scope of this review, a basic understanding of these instruments is essential for the proper scientific analysis of their measurements. Section 2.1 highlights some significant heliospheric missions. Two sections are dedicated to in-situ observations of thermal ions and electrons: Sect. 2.2 overviews the instrumentation, and Sect. 2.3 addresses the analysis of particle data. Sections 2.4 and 2.5 respectively discuss the in-situ observation of the solar wind's magnetic and electric fields. Section 2.6 presents a short description of multi-spacecraft techniques.

2.1 Overview of in-situ solar-wind missions

In-situ plasma instruments were among the first to be flown on spacecraft. Gringauz et al (1960) used data from Luna 1, Luna 2, and Luna 3, which at the time were known as the Cosmic Rockets, to report the first detection of super-sonic solar-wind ions as predicted by Parker (1958). These observations were soon confirmed by Neugebauer and Snyder (1962), who used in-situ measurements from Mariner 2 en route to Venus.

Since then, numerous spacecraft have carried in-situ instruments throughout the heliosphere to observe the solar wind's particles and fields. Table 2 lists a selection of these missions grouped as completed, active, and future

Table 2 Select heliospheric missions: completed, active, and future

Mission	Years Active ^a	Radial Coverage ^b (au)	Source
Luna 1, 2, & 3	1959 – 1959	$\approx 1.0^c$	NSSDC; Johnson (1979)
Martiner 2	1962 – 1962	0.866 – 1.003	COHOWeb
Pioneer 6	1965 – 1971	0.814 – 0.984	COHOWeb
Pioneer 7	1966 – 1968	1.010 – 1.126	COHOWeb
Pioneer 10	1972 – 1995	0.99 – 63.04	CDAWeb (PIONEER10_COHO1HR_MERGED_MAG_PLASMA)
Pioneer 11	1973 – 1992	1.00 – 36.26	CDAWeb (PIONEER11_COHO1HR_MERGED_MAG_PLASMA)
Pioneer Venus	1978 – 1992	0.72 – 0.73	CDAWeb (PIONEERVENUS_COHO1HR_MERGED_MAG_PLASMA)
ISEE-3 (ICE)	1978 – 1990	0.93 – 1.03	CDAWeb (ISEE-3_MAG-1MTN_MAGNETIC_FIELD)
Helios 1	1974 – 1981	0.31 – 0.98	CDAWeb (HELIOS1_COHO1HR_MERGED_MAG_PLASMA)
Helios 2	1976 – 1980	0.29 – 0.98	CDAWeb (HELIOS2_COHO1HR_MERGED_MAG_PLASMA)
Ulysses	1990 – 2009	1.02 – 5.41	CDAWeb (UY_COHO1HR_MERGED_MAG_PLASMA)
Cassini	1997 – 2017	0.67 – 10.07	COHOWeb; OMNIWeb Plus (helio1day)
STEREO B	2006 – 2014	1.00 – 1.09	CDAWeb (STB_COHO1HR_MERGED_MAG_PLASMA)
Voyager 1	1977 –	1.01 – 140.71 ^d	CDAWeb (VOYAGER1_COHO1HR_MERGED_MAG_PLASMA)
Voyager 2	1977 –	1.00 – 118.91 ^d	CDAWeb (VOYAGER2_COHO1HR_MERGED_MAG_PLASMA)
Wind	1994 –	0.972 – 1.017	CDAWeb (WI_OR_PRE)
SOHO	1995 –	0.972 – 1.011	CDAWeb (SO_OR_PRE)
ACE	1997 –	0.973 – 1.010	CDAWeb (AC_OR_SSC)
New Horizons	2006 –	11.268 – 42.775 ^d	CDAWeb (NEW_HORIZONS_SMAP_VALIDSUM)
STEREO A	2006 –	0.96 – 0.97	CDAWeb (STA_COHO1HR_MERGED_MAG_PLASMA)
DSCOVR	2015 –	0.973 – 1.007	CDAWeb (DSCOVOR_ORBITT_PRE)
PSP	2018 –	0.0459 – 0.25 ^{e,f}	Fox et al (2016)
Solar Orbiter	2020 ^{g,h}	0.28 – 1.2 ^e	Müller et al (2013)
IMAP	2024 ^g	0.973 – 1.007 ⁱ	NASA Release 18-046

^aYear of launch to final year (with non-fill data) in cited dataset^bIncomplete for some missions due to data gaps^cExact range not available^dDistance still increasing; values on 2018-01-01 (Voyager 1), 2018-10-26 (Voyager 2), or 2018-10-31 (New Horizons)^eAnticipated radial coverage^fPerihelion of first three orbits: 0.163 au^gAnticipated launch date^hhttps://www.esa.int/Our_Activities/Space_Science/Solar_Orbiter, accessed 2019-09-10ⁱApproximate radial coverage of the first Lagrangian point of the Earth-Sun system

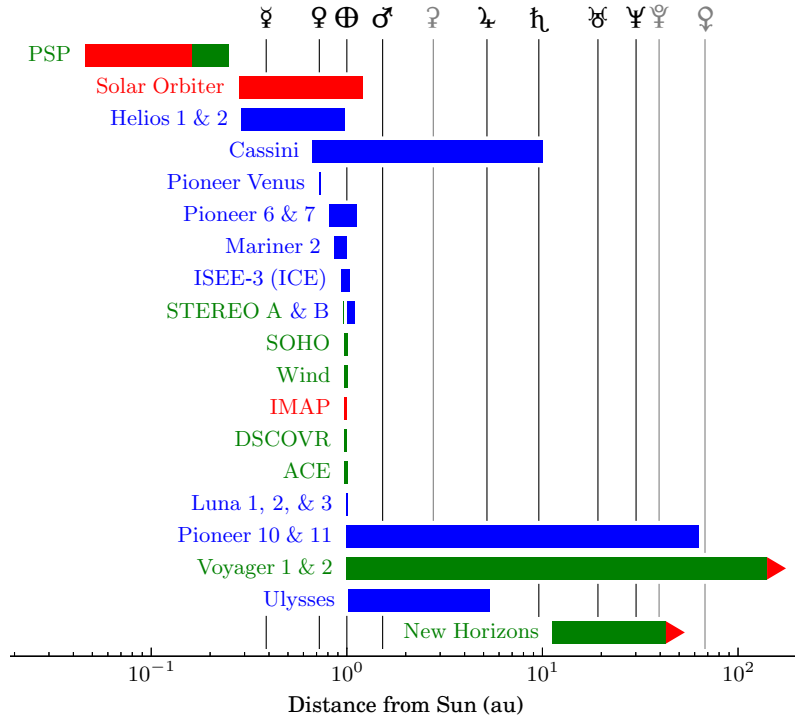


Fig. 8 Radial coverage of select heliospheric missions based on Table 2. Colors indicate the status of each mission: completed (blue), active (green), and future (red). The colored bar for each mission does not reflect any data gaps that may be present in its dataset(s). Mixed coloring has been used for PSP to reflect that, while the mission is active, final radial coverage has not yet been achieved. Red arrows indicate that the radial coverages of Voyager 1 & 2 and New Horizons are still increasing. Vertical lines indicate the semi-major axes of the eight planets (black) and the dwarf planets Ceres, Pluto, and Eris (gray).

missions. The column “Radial Coverage” lists the ranges of heliocentric distance for which in-situ data are available, which are presented graphically in Fig. 8. Currently, Voyager 1 (Kohlhase and Penzo, 1977) is the most distant spacecraft from the Sun – a superlative that it will continue to hold for the foreseeable future. Helios 2 (Porsche, 1977) held for several decades the record for closest approach to the Sun, but, in late 2018, Parker Solar Probe (Fox et al, 2016) achieved a substantially closer perihelion.

2.2 Thermal-particle instruments

Thermal particles constitute the most abundant but lowest-energy particles in solar-wind plasma. Although no formal definition exists, the term commonly refers to particles whose energies are within several (“a few”) thermal widths of the plasma’s bulk velocity. We define these as protons with energies $\lesssim 10$ keV

and electrons with energies $\lesssim 100$ eV under typical solar-wind conditions at 1 au. We note, however, that most thermal-particle instruments cover a wider range of energies.

Although particle moments such as density, bulk velocity, and temperature are useful quantities for characterizing the plasma, these parameters generally cannot be measured directly. Instead, thermal-particle instruments measure *particle spectra*, which give the distribution of particle energies in various directions. These spectra must then be analyzed to derive values for the particle moments (see Sect. 2.3).

This section focuses on the basic design and operation of three types of thermal-particle instruments: *Faraday cups*, *electrostatic analyzers (ESAs)*, and *mass spectrometers*. Since particle acceleration beyond thermal energies is outside of the scope of this review, we do not address instruments for measuring higher-energy particles.

Some other techniques and instruments exist for measuring thermal particles in solar-wind plasma, but we omit extensive discussion of these since they generally provide limited information about the phase-space structure of particle distributions. For example, an electric-field instrument can be used to infer some electron properties (especially density; see Sect. 2.5). Likewise *Langmuir probes* provide some electron moments (Mott-Smith and Langmuir, 1926). A series of bias voltages is applied to a Langmuir probe relative either to the spacecraft or to another Langmuir probe. The electron density and temperature can then be inferred from measurements of current at each bias voltage. The Cassini spacecraft included a spherical Langmuir probe (Gurnett et al, 2004) along with other plasma instruments (Young et al, 2004).

2.2.1 Faraday cups

Faraday cups rank among the earliest instruments for studying space plasmas. Historically noteworthy examples include the charged-particle traps on Luna 1, Luna 2, and Luna 3 (Gringauz et al, 1960) and the Solar Plasma Experiment on Mariner 2 (Neugebauer and Snyder, 1962), which provided the first in-situ observations of the solar wind’s supersonic ions. Since then, Faraday cups on Pioneer 6 and Pioneer 7 (Lazarus et al, 1966, 1968), Voyager 1 and 2 (Bridge et al, 1977), Wind (Ogilvie et al, 1995), and DSCOVR (Aellig et al, 2001) have continued to observe solar-wind particles.

As depicted in Fig. 9, a Faraday cup consists of a grounded metal structure with an aperture. A typical Faraday cup has a somewhat “squat” geometry with a wide aperture so that it accepts incoming particles from a wide range of directions. For example, the full-width half-maximum field of view of each of the Wind/SWE Faraday cups is about 105° . At the back of the cup is a metal *collector* plate, which receives the current I of the inflowing charged particles.

Figure 9 shows three of the fine mesh grids that are placed between a Faraday cup’s aperture and collector. The inner and outer grids are electrically grounded. A voltage \mathcal{E} is applied to the middle grid, known as the *modulator*, to restrict the ability of particles to reach the collector. We define $\hat{\mathbf{z}}$ to indicate the

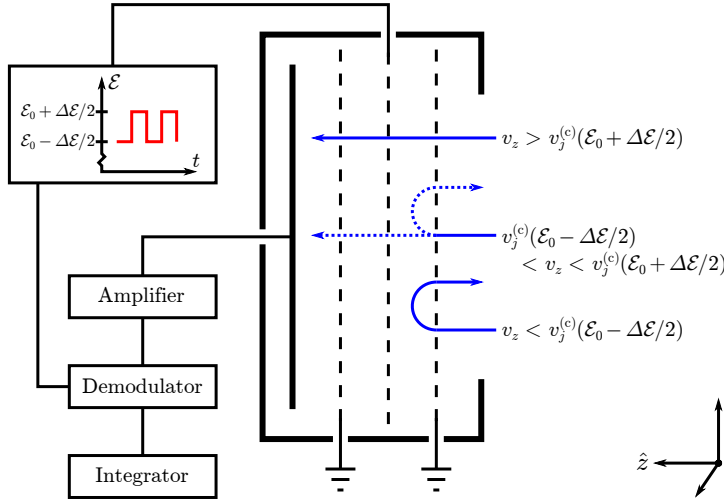


Fig. 9 Simplified cross-sectional diagram of a Faraday cup for observing ions. The cup's aperture is on the right, its *collector plate* is on the left, and its three grids are indicated by dashed lines. A square-wave voltage, $\mathcal{E} = \mathcal{E}_0 \pm \Delta\mathcal{E}/2 > 0$, is applied to the middle grid, which is known as the *modulator*. Blue arrows indicate inflowing j -ions. Depending on v_z , the normal component of the ion's velocity, it is either always accepted by the modulator (high speed), always rejected (low speed), or only accepted when the modulator's voltage is low (intermediate speed). The accepted ions produce a current at the collector plate, which the detection system amplifies, demodulates, and integrates to measure, in effect, the current from only the intermediate-speed ions according to Equation (66).

direction into the Faraday cup so that $-\hat{z}$ is the cup's *look direction*. Consider a j -particle of mass m_j and charge q_j that enters the cup with a velocity \mathbf{v} . For a modulator voltage \mathcal{E} , the particle can only reach the collector if the normal component of its velocity, $v_z = \mathbf{v} \cdot \hat{z}$, is greater than the *cutoff speed*

$$v_j^{(c)}(\mathcal{E}) \equiv \begin{cases} \sqrt{\frac{2q_j\mathcal{E}}{m_j}} & \text{if } q_j\mathcal{E} > 0 \\ 0 & \text{else} \end{cases}. \quad (64)$$

When \mathcal{E} and q_j have opposite signs, the modulator places no restriction on the particle's ability to reach the collector.

Typically, the modulator is not kept at a constant voltage but rather alternated between two voltages:

$$\mathcal{E} = \mathcal{E}_0 \pm \frac{\Delta\mathcal{E}}{2}, \quad (65)$$

where \mathcal{E}_0 is the offset and $\Delta\mathcal{E}$ is the peak-to-peak amplitude. In this configuration, the detector circuit is designed to use synchronous detection to measure the difference in the collector current between the two states:

$$\Delta I(\mathcal{E}_0, \Delta\mathcal{E}) = I\left(\mathcal{E}_0 - \frac{\Delta\mathcal{E}}{2}\right) - I\left(\mathcal{E}_0 + \frac{\Delta\mathcal{E}}{2}\right). \quad (66)$$

Essentially, ΔI is the current from particles whose velocities are sufficient for them to reach the collector when the modulator voltage is low but not when it is high. This method suppresses contributions to the collector current that do not vary with the modulator voltage. These contributions include the signal from any particle species with a charge opposite that of the modulator since, per Equation (64), the modulator does not restrict the inflow of such particles. This method also mitigates the effects of photoelectrons, which are liberated from the collector by solar UV photons and whose signal can exceed that of solar-wind particles by orders of magnitude (Bridge et al, 1960).

A set of \mathcal{E}_0 and $\Delta\mathcal{E}$ values defines a *voltage window*. By measuring the differential current ΔI for a series of these, a Faraday cup produces an energy distribution of solar-wind particles. The size and number of voltage windows determine the spectral resolution and range, which, for many Faraday cups, can be adjusted in flight to accommodate changing plasma conditions. Since a Faraday cup is simply measuring current, its detector electronics often exhibit little degradation with time. For example, Kasper et al (2006) demonstrate that the absolute gain of each of the Wind/SWE Faraday cups (Ogilvie et al, 1995) drifts $\lesssim 0.5\%$ per decade.

Various approaches exist to use Faraday cups to measure the direction of inflowing particles, which is necessary for inferring parameters such as bulk velocity and temperature anisotropy. The Voyager/PLS investigation (Bridge et al, 1977) and the BMSW solar-wind monitor on SPECTR-R (Šafránková et al, 2008) include multiple Faraday cups pointed in different directions. DSCOVR/PlasMag (Aellig et al, 2001) has only a single Faraday cup but multiple collector plates: a *split collector*. Each collector is off-axis from the aperture and thus has a slightly different field of view. Pioneer 6, Pioneer 7 (Lazarus et al, 1966, 1968), and Wind (Ogilvie et al, 1995) are spinning spacecraft, so their Faraday cups make measurements in various directions as the spacecraft rotate.

A Faraday cup's *response function* is a mathematical model for what the instrument measures under different plasma conditions: i.e., an expression for ΔI as a function of the particle distribution functions. For simplicity, we initially consider only one particle species j and assume that the distribution function f_j is, during the measurement cycle, a function of \mathbf{v} only. The number density of j -particles in a phase-space volume $d^3\mathbf{v}$ centered on \mathbf{v} is

$$dn_j = f_j(\mathbf{v}) d^3\mathbf{v}. \quad (67)$$

The current that the Faraday cup measures from the particles in this volume is

$$dI_j = q_j v_z A(\theta, \phi) dn_j = q_j v_z A(\theta, \phi) f_j(\mathbf{v}) d^3\mathbf{v}, \quad (68)$$

where (v, θ, ϕ) are the spherical coordinates of \mathbf{v} , and $A(\theta, \phi)$ is the Faraday cup's effective collecting area as a function of particle-inflow direction.⁶ If the

⁶ Typically, the function $A(\theta, \phi)$ is calculated from the Faraday cup's geometry and/or is measured in ground testing. The value of $A(\theta, \phi)$ is generally largest for $\theta = 0$, when particles flow straight into the cup, and then falls off as θ increases and less of the collector

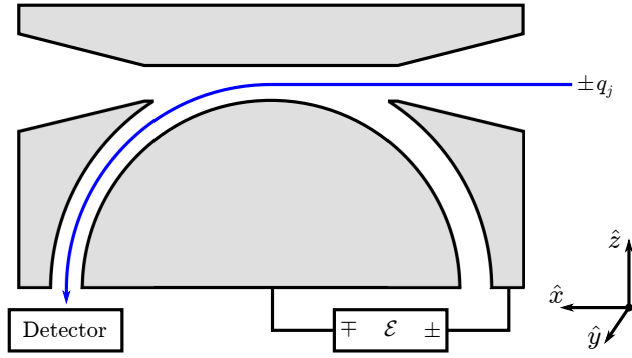


Fig. 10 Simplified cross-sectional diagram of a *top-hat* style electrostatic analyzer (ESA). The aperture is shown on the upper left and right, and can provide up to 360° of coverage of azimuth ϕ . In contrast, only particles within a limited range of elevation θ are able to pass through the curved *collimator* plates and reach the *detector*. A DC voltage \mathcal{E} is sustained between the plates and sets the sign and value of the target *energy per charge* K/q_j for incoming particles. The spacing between the collimator plates defines the width of the energy windows.

modulator voltage spans the voltage window $\mathcal{E}_0 \pm \Delta\mathcal{E}/2$, then the contribution of all j -particles to the measured differential current is

$$\Delta I_j = \int dI_j = q_j \int_{v_j^{(c)}(\mathcal{E}_0 - \Delta\mathcal{E}/2)}^{v_j^{(c)}(\mathcal{E}_0 + \Delta\mathcal{E}/2)} dv_z v_z \int_{-\infty}^{\infty} dv_y \int_{-\infty}^{\infty} dv_x A(\theta, \phi) f_j(\mathbf{v}). \quad (69)$$

Since a Faraday cup cannot distinguish current from different types of particles, the measured current is

$$\Delta I = \sum_j \Delta I_j, \quad (70)$$

where the sum is carried out over all particle species in the plasma.

Equations (69) and (70) provide the general form of the response function of a Faraday cup. Section 2.3 overviews the process of inverting the response function to determine the particle moments from a measured particle spectrum.

2.2.2 Electrostatic analyzers

Like Faraday cups, electrostatic analyzers (ESAs) have a long history of use in the observation of thermal particles in the solar wind. Though ESAs are substantially more complex than Faraday cups, they enable much more direct

is “illuminated” by inflowing particles. If a Faraday cup has an asymmetric shape and/or multiple collectors, $A(\theta, \phi)$ will also depend on ϕ .

and detailed studies of distribution functions (see Sect. 2.3.1). Additionally, they can be combined with mass spectrometers (see Sect. 2.2.3) to directly probe the ion composition of the plasma.

Figure 10 shows a simplified cross-section of the common *top-hat* design for an ESA (Carlson et al, 1983). Such a device consists of two hemispherical shells that are nested concentrically so as to leave a narrow gap between them. Particles enter via a hole in the top of the larger hemisphere and are then subjected to the electric field that is created by maintaining a DC voltage \mathcal{E} between the two hemispheres. The value of \mathcal{E} and the curvature and spacing of the hemispheres define an *energy-per-charge* range for an incoming particle to reach the detectors at the base of the hemispheres. If an incoming particle has a kinetic energy K and charge q_j , it can only reach the detectors if the ratio K/q_j falls within that range. To generate a particle spectrum, \mathcal{E} is swept through a series of values. The range of particle energies is set by the range of \mathcal{E} values, which, on most ESAs, can be adjusted in flight. Nevertheless, the width of an ESA's energy window $\Delta K/K_0$ is fixed geometrically by the spacing between its collimator plates. In contrast, the width of a Faraday cups' energy window is adjustable in flight since it is set by a voltage range according to Equation (65).

An ESA's detectors are typically arranged around the base of the hemispheres. While Faraday cups detect incoming particles by measuring their net current, an ESA's detectors usually count particle cascades generated by the strikes from individual particles. Such detectors would be impractical for a Faraday cup because they would be overwhelmed by solar UV photons. On a top-hat ESA, the tight spacing of the deflectors and a low-albedo coating⁷ on their surfaces ensure that very few photons reach the detectors. Each of the detectors is typically some type of electron multiplier, which uses an electrostatic potential in such a way that a strike by a single charged particle produces a cascade of electrons, which can then be registered. *Channel electron multipliers (CEMs)* were used for ACE/SWEPAM (McComas et al, 1998), while *micro-channel plates (MCPs)* were used for Wind/3DP (Lin et al, 1995) and STEREO/IMPACT/SWEA (Sauvaud et al, 2008). Both CEM and MCP detectors require more complex calibration than is needed for a Faraday cup. For example, after each particle strike, an electron multiplier experiences a *dead time*, during which the electron cascade is in progress and the detector cannot respond to another particle. Furthermore, electron multipliers (and MCPs in particular) often exhibit significant degradation in their efficiency with time.

A typical top-hat ESA has a *fan-beam* field of view. The size and number of detectors define its azimuthal resolution and coverage, and ESAs can be designed with up to 360° of ϕ -coverage. In contrast, most ESAs only sample particles over a limited range of elevation θ , and a number of strategies have been employed to provide θ -coverage. The ESAs in the Helios plasma investigation (Schwenn et al, 1975; Rosenbauer et al, 1977) and in Wind/3DP (Lin et al, 1995) were designed to rely on spacecraft spin to sweep their fan beams.

⁷ For example, *gold black* was used on the Wind/3DP ESAs (Lin et al, 1995).

Although the Cassini spacecraft was three-axis stabilized, its CAPS instrument suite was mounted on an actuator, which a motor rotated through about 180° of azimuth every 3 minutes (Young et al, 2004). The MAVEN spacecraft is likewise three-axis stabilized, but its SWIA instrument (Halekas et al, 2015) incorporated a second set of electrostatic deflectors to effectively steer its fan beam by adjusting the path of ions entering the top hat. Finally, the unique design of MESSENGER/FIPS (Andrews et al, 2007) moved beyond the top hat to give that instrument wide θ -coverage (versus a fan beam) but reduced aperture size.

For any given value of \mathcal{E} , each ESA detector essentially has its own effective collecting area $A_j(K, \theta, \phi)$, which depends on the energy $K = m_j v^2/2$ and direction (θ, ϕ) of incoming j -particles. The number of j -particles detected from an infinitesimal volume $d^3\mathbf{v}$ of phase-space during a time interval Δt is

$$dN_j = \Delta t v A_j(K, \theta, \phi) dn_j, \quad (71)$$

where dn_j is the number density of j -particles in $d^3\mathbf{v}$. Substituting Equation (67) and converting to spherical coordinates gives

$$dN_j = \frac{2 \Delta t}{m_j^2} A_j(K, \theta, \phi) f_j(K, \theta, \phi) K \sin \theta dK d\theta d\phi, \quad (72)$$

where f_j has been parameterized in energy and direction rather than vector velocity. The total number of j -particles detected in Δt is

$$\Delta N_j = \int dN_j = \frac{2 \Delta t}{m_j^2} \int_0^\infty dK K \int_0^\pi d\theta \sin \theta \int_0^{2\pi} d\phi A_j(K, \theta, \phi) f_j(K, \theta, \phi). \quad (73)$$

Formally, the integrals in Equation (73) are carried out over all energies and directions (i.e., all of phase space) but most ESAs are designed so that a given detector is only sensitive to particles from a relatively narrow range of energies and directions. Consequently, the detector's effective collecting area is often approximated as

$$A_j(K, \theta, \phi) \approx \begin{cases} \frac{A_0}{\sin \theta} & \text{if } |K - K_0| < \Delta K, |\theta - \theta_0| < \Delta\theta, |\phi - \phi_0| < \Delta\phi, \\ 0 & \text{else} \end{cases}, \quad (74)$$

where A_0 is the nominal collecting area, (θ_0, ϕ_0) is the look direction, $\Delta\theta$ and $\Delta\phi$ set the field of view, and K_0 and ΔK set the energy range of j -particles. Using Equation (74) and assuming that ΔK , $\Delta\theta$, and $\Delta\phi$ are small relative to variations in $f_j(K, \theta, \phi)$, we approximate Equation (73) as

$$\Delta N_j \approx \frac{2A_0 K_0}{m_j^2} \Delta t \Delta K \Delta\theta \Delta\phi f_j(K_0, \theta_0, \phi_0) \approx \frac{2K_0^2}{m_j^2} G f_j(K_0, \theta_0, \phi_0), \quad (75)$$

where

$$G \equiv A_0 \Delta t \frac{\Delta K}{K_0} \Delta\theta \Delta\phi \quad (76)$$

is known as the *geometric factor*. ESAs are often designed and operated in such a way that G is approximately constant.

If an ESA does not have any mass-spectrometry capability (see Sect. 2.2.3), then each of its detectors measures the count of all particles of any species that reach it. Thus, the measured quantity is

$$\Delta N = \sum_j \Delta N_j, \quad (77)$$

where the sum is carried out over all particle species j .

Equations (73) and (77) specify the response function of a top-hat ESA. A particle spectrum from such an instrument consists of a set of measured ΔN -values made over various \mathcal{E} -values and in various directions. Section 2.3 describes how the response function can be used to extract information about particle distribution functions from a measured spectrum.

2.2.3 Mass spectrometers

As noted above, neither a Faraday cup nor an ESA can, on its own, directly distinguish among different ion species: they simply measure the current and counts, respectively, of the incoming particles. A limited composition analysis, though, is still possible because the voltage \mathcal{E} needed for either type of instrument to detect a j -particle of speed v is proportional to m_j/q_j . Though relative drift is often observed among different particle species in the solar wind, it generally remains far less than the bulk speed (see Sect. 1.4.4). Thus, in a particle spectrum, the signals from different particle species appear shifted by their mass-to-charge ratios. By separately analyzing these signals (see Sect. 2.3), values can be inferred for the moments of the various particle species.

This strategy does have significant limitations. First, it provides no mechanism for distinguishing ions with the same mass-to-charge ratio (e.g., $^{12}\text{C}^{3+}$ and $^{16}\text{O}^{4+}$). Second, even when particle species have distinct mass-to-charge ratios, ambiguity can still arise from the overlap of their spectral signal. For example, the mass-to-charge ratios of protons and α -particles differ enough that values for their moments can often be derived for both species from Faraday-cup (e.g., Kasper, 2002, Chapter 4) and ESA (e.g., Marsch et al, 1982b) spectra. Nevertheless, the α -particle signal can suffer confusion with minor ions (e.g., Bame et al, 1975), and, especially at low Mach numbers, the proton and α -particle signals can almost completely overlap (e.g., Maruca, 2012, Sect. 3.3).

A mass spectrometer is required to achieve the most accurate measurements of solar-wind composition (see also the more complete review by Gloeckler, 1990). As opposed to being a separate instrument, a mass spectrometer is typically incorporated into an ESA as its detector system and is used to measure the speed of each particle. The ESA ensures that only particles within a known, narrow range of energy per charge pass through. As each particle enters the mass spectrometer, an electric field accelerates it by a known amount. The

particle then triggers a start signal by liberating electrons from a thin foil,⁸ which are detected via an MCP. Next, the particle travels a known distance Δs to another foil.⁹ The particle triggers a stop signal by passing through this latter foil before finally reaching the detector. The time Δt between the start and stop signals is the particle's *time of flight*, a measurement of which allows the particle's speed $v = \Delta s / \Delta t$ through the mass spectrometer to be inferred.

Several different designs have been developed for mass spectrometers for heliophysics. In a time-of-flight versus energy (TOF/E) mass spectrometer, such as Ulysses/SWICS (Gloeckler et al, 1992), ACE/SWICS (Gloeckler et al, 1998, Sect. 3.1), and STEREO/IMPACT/PLASTIC (Galvin et al, 2008), *solid-state detectors (SSDs)* are used to ultimately detect each ion. Unlike an electron multiplier, an SSD is able to measure the energy of individual charged particles. Therefore, a TOF/E instrument measures each ion's initial energy per charge, speed through the instrument, and residual energy at the detector. Together, these quantities provide sufficient information to determine the ion's mass, charge, and initial speed. In contrast, a high-mass-resolution spectrometer (HMRS) such as ACE/SWIMS (Gloeckler et al, 1998, Sect. 3.2) does not need to measure the ions' residual energy and can simply use MCP detectors. An HMRS exploits the fact that passing through the start foil tends to decrease an ion's charge state to either 0 or +1. The particle then passes through a known but non-uniform electric field, which deflects the singly ionized particle to the detectors. The electric field causes the time of flight to be mass dependent, so each particle's mass can be inferred.

2.3 Analyzing thermal-particle measurements

A particle spectrum, whether measured by a Faraday cup or an ESA, must be processed in order to extract information about the observed particles. This involves inverting the instrument's response function – Equations (69) and (70) for a Faraday cup, and Equations (73) and (77) for an ESA – so that particle moments or phase-space densities can be derived from measured current or counts. This section briefly describes three methods for achieving this: *distribution-function imaging*, *moments analysis*, and *fitting of model distribution functions*.

2.3.1 Distribution-function imaging

Equation (75) suggests a very simple method for interpreting a particle spectrum from an ESA. The number of counts ΔN_j of j -particles is approximately proportional to the value of the j -particles' distribution function f_j at some

⁸ For example, a carbon foil supported by a nickel mesh was used on Ulysses/SWICS (Gloeckler et al, 1992), ACE/SWICS (Gloeckler et al, 1998), and STEREO/IMPACT/PLASTIC (Galvin et al, 2008).

⁹ For example, the SWICS instruments on both Ulysses and ACE (Gloeckler et al, 1992, 1998) use a gold foil applied directly to the top of the detectors.

point in phase space. If only j -particles are considered, then the set of measured ΔN -values (i.e., the particle spectrum) can be used to give a set of values for f_j across phase space. In this sense, an ESA's particle spectrum can be thought of as an image of a distribution function. This is the method employed by Marsch et al (1982a,b) in their well-known contour-plots of proton and α -particle distribution functions from the Helios mission (see also Figs. 5 and 6 of this review). Since this technique is not focused on extracting the values of particle moments, it is especially well suited to studying the three-dimensional structure of distribution functions and non-Maxwellian features.

Nevertheless, distribution-function imaging carries significant limitations. First, in the case of ion measurements, significant confusion can arise among the various ion species in the plasma (see Sect. 2.2.3). If an ESA does not have a mass spectrometer, it simply measures the total count of particles ΔN rather than each individual ΔN_j . Second, various assumptions are made in deriving Equation (75). Notably, the field of view and energy range were taken to be small relative to the scale of variations in the distribution function. When these assumptions break down, this technique returns a distorted image of f_j . Third, this technique cannot be applied to observations from a Faraday cup. Essentially, a Faraday cup's large field of view means that each of its ΔI -measurements samples a large region of phase space. The integrals in Equation (69) cannot be easily simplified to give an expression like Equation (75).

Though ESA images of distribution functions can provide tremendous insight into phase-space structure, care must be exercised to properly account for instrumental effects. Any ESA has finite angular and energy resolutions, which must be considered when interpreting their output. An irregularity in a distribution function may seem significant in a contour plot but actually result from only a single datum with a low number of particle counts. Such finite-resolution effects are often more pronounced in proton versus electron data because protons, being supersonic, are concentrated into a narrow beam of phase space. A related effect arises in both ion and electron data from the finite period of time required for an ESA to sweep through its angular and energy ranges. Especially during periods of high variability in the solar wind, this may result in distribution-function images that constitute "hybrids" of distinct plasma conditions.

2.3.2 Moments analysis

Moments analysis provides the most direct method for estimating particle moments from a measured particle spectrum. Essentially, this technique relies on deriving relationships between the moments of a distribution function (see Sect. 1.4.1) and the moments of the measured quantity: ΔI_j for a Faraday cup or ΔN_j for an ESA. For the latter case, Equation (75) shows that ΔN_j is approximately proportional to f_j . Thus, each moment of f_j can be approximated with a discrete integral of ΔN_j : a sum over all the measured ΔN -values. For a Faraday cup, the relationship between ΔI_j and f_j in Equation (69) is more

complex, but similar expressions exist to relate the moments of f_j to sums of the measured ΔI -values (see, e.g., Kasper et al, 2006, Appendix A). In either case, the calculations are relatively simple. For this reason, moments analyses are commonly implemented in spacecraft flight computers, which often have limited computational resources or limited down-link bandwidth for the transmission of full particle spectra.

Moments analysis carries the significant limitation that it provides no mechanism for easily distinguishing different components of a distribution function (e.g., its core and beam), or, in the case of ions, for differentiating among species (see Sect. 2.2.3). Additionally, the particle spectrum must provide excellent coverage of f_j in phase space so that the discrete integrals of the measured ΔI - or ΔN -values can reasonably approximate the infinite integrals of f_j that define its moments.

2.3.3 Fitting model distribution functions

In a fitting analysis of a particle spectrum, a *model distribution* (such as those defined in Sect. 1.4.3) is chosen for each f_j -component and particle species under consideration. These model distributions are then substituted into the expression for ΔI for a Faraday cup in Equation (70) or ΔN for an ESA in Equation (77). This substitution gives an expression for the measured quantity, ΔI or ΔN , in terms of the fit parameters of the model distributions: e.g., particle densities, velocities, and temperatures. This model can then be fit to a measured spectrum to derive estimates of the particle moments.

Unlike moments analysis, fitting allows for the direct treatment of multiple f_j -components or ion species. It also allows data to be weighted based on the uncertainty in each measurement and does not require that the particle spectrum cover almost all of phase space. Indeed, Kasper et al (2006) use the microkinetic limits on temperature anisotropy to infer that fitting model distribution functions to ion measurements from the Wind/SWE Faraday cups produces temperature values that are significantly more accurate than those returned from a moments analysis.

The greatest disadvantage of fitting is the need to assume a model distribution. If such a model does not capture all of the features of the actual distribution function, the fitting results are unreliable. In addition, the complexity of the functions involved usually necessitates the use of non-linear fitting algorithms (e.g., the Levenberg–Marquardt algorithm; see Marquardt, 1963), which are computationally intensive and generally cannot be implemented on spacecraft computers.

2.4 Magnetometers

This section provides a brief overview of the three types of magnetometers most commonly used on heliophysics missions: *search-coil magnetometers*, *flux-gate magnetometers*, and *helium magnetometers*. The reviews by Ness (1970),

Acuña (1974, 2002), and Smith and Sonett (1976) provide much more detailed treatments of these and other types of magnetometers.

2.4.1 Search-coil magnetometers

Though simpler in design than fluxgate and helium magnetometers, search-coil magnetometers have been less frequently flown on space-physics missions because of their poor sensitivity to background magnetic fields and low-frequency magnetic fluctuations. The search-coil magnetometer was first used in space on Pioneer 1 (Sonett et al, 1960). Later, search coils were included in Wind/Waves (Bougeret et al, 1995), Cluster/STAFF (Cornilleau-Wehrin et al, 1997), and Themis/SCM (Roux et al, 2008).

Essentially, a search-coil magnetometer is a coil of wire that wraps around a portion of a core made from a high-permeability material, which serves to amplify the magnetic field. Let \mathbf{B}_{ext} denote the magnetic field external to the core, which is to be measured. The magnetic field inside the core is

$$\mathbf{B}_{\text{int}} = \mu_c \mathbf{B}_{\text{ext}}, \quad (78)$$

where μ_c is the effective relative permeability of the core. One complication is that μ_c differs from μ_r , the relative permeability of the bulk material comprising the core. In general,

$$\mu_c = \frac{\mu_r}{1 + N_d(\mu_r - 1)}, \quad (79)$$

where N_d is the *demagnetization factor*, which reflects the core's particular geometry (see, e.g., Tumanski, 2011, Sect. 2.4.3). For materials with relatively low permeability, $\mu_c \approx \mu_r$, but materials with high μ_r are usually favored for search coils as they substantially boost sensitivity.

If the coil has \mathcal{N} turns, then, by Faraday's law according to Equation (23), the voltage induced in the coil is

$$\mathcal{E} = -\frac{\mathcal{N}A\mu_c}{c} \frac{dB_{\text{ext},z}}{dt}, \quad (80)$$

where A is the core's cross-sectional area, and the core is oriented along the z -axis. Thus, a measurement of \mathcal{E} gives the rate of change in the axial component of \mathbf{B}_{ext} . If $B_{\text{ext},z}(t)$ is sinusoidal,

$$B_{\text{ext},z}(t) = B_{0,z} \cos(2\pi\nu t + \phi), \quad (81)$$

the coil voltage is

$$\mathcal{E}(t) = \frac{2\pi\nu\mathcal{N}A\mu_c B_{0,z}}{c} \sin(2\pi\nu t + \phi). \quad (82)$$

A single coil can only detect fluctuations in the \mathbf{B}_{ext} component parallel to the coil's axis. Thus, search-coil magnetometers often include three orthogonal coils to enable measurements of the vector magnetic field.

The factor of ν in Equation (82) indicates that a search coil’s sensitivity scales linearly with frequency. Search-coil magnetometers are thus mostly used in the frequency range from a few Hz to several kHz. A non-accelerating search coil is completely insensitive to the background magnetic field. However, a search-coil magnetometer on a spinning spacecraft can still measure a constant field since the field is non-constant in the instrument’s frame of reference. This method was employed on Pioneer 1 to make the first measurements of the interplanetary magnetic field (Sonett et al, 1960; Rosenthal, 1982).

2.4.2 Fluxgate magnetometers

The fluxgate magnetometer was first invented for terrestrial use by Aschenbrenner and Goubau (1936), and since then, it has become the most widely used type of magnetometer in heliophysics missions. Although the fluxgate magnetometer is more complex than the search-coil magnetometer, it is much better suited to measuring the background magnetic field and low-frequency ($\lesssim 10$ Hz) magnetic fluctuations.

A fluxgate magnetometer relies on the *hysteresis* of ferromagnetic materials. The center-left plot in Fig. 11 shows an idealized representation of the hysteresis curve for such a material. The magnetic field \mathbf{B} inside the material depends not only on the auxiliary field¹⁰ \mathbf{H} applied to it but also on the history of the core’s magnetization. Nevertheless, there exists a critical H -value, H_c , such that the magnetic field is saturated at a strength B_s if $|\mathbf{H}| \geq H_c$.

In a typical design, a fluxgate magnetometer consists of a ferromagnetic core wrapped by two coils of wire: a *drive coil* and a *sense coil*. A triangle-wave current is applied to the drive coil to produce an auxiliary field $H_d(t)$ that has an amplitude H_0 and period Π (upper-left plot in Fig. 11). The core’s total auxiliary field is then

$$H(t) = H_d(t) + \Delta H_z, \quad (83)$$

where the z -direction corresponds to the axis of the core, and ΔH_z represents the contribution of the external magnetic field, which is to be measured. The value of H_0 is chosen to be large enough that the core experiences both positive and negative saturation during each cycle of $H_d(t)$. As a result, the core’s magnetic field $B(t)$ has the form of a truncated triangle wave (center-right plot in Fig. 11). A non-zero value of ΔH_z produces a DC offset in $B(t)$, which means that the core spends different amounts of time in positive and negative saturation. By Faraday’s law according to Equation (23), the voltage induced in the fluxgate magnetometer’s sense coil is

$$\mathcal{E}_s = -\frac{\mathcal{N}_s A}{c} \frac{dB}{dt}, \quad (84)$$

¹⁰ Unfortunately, no widely accepted term for \mathbf{H} exists. Some authors (e.g., Jackson, 1975) refer to it as the “magnetic field” and use another term for \mathbf{B} . Although there is some historical precedent for this naming convention, Sommerfeld (1952) and Griffiths (2013) strongly criticize it and contend that \mathbf{B} is the more fundamental parameter. We follow the convention used widely in modern space physics of referring to \mathbf{B} as the “magnetic field.” For \mathbf{H} , we choose the term “auxiliary field” from Griffiths (2013).

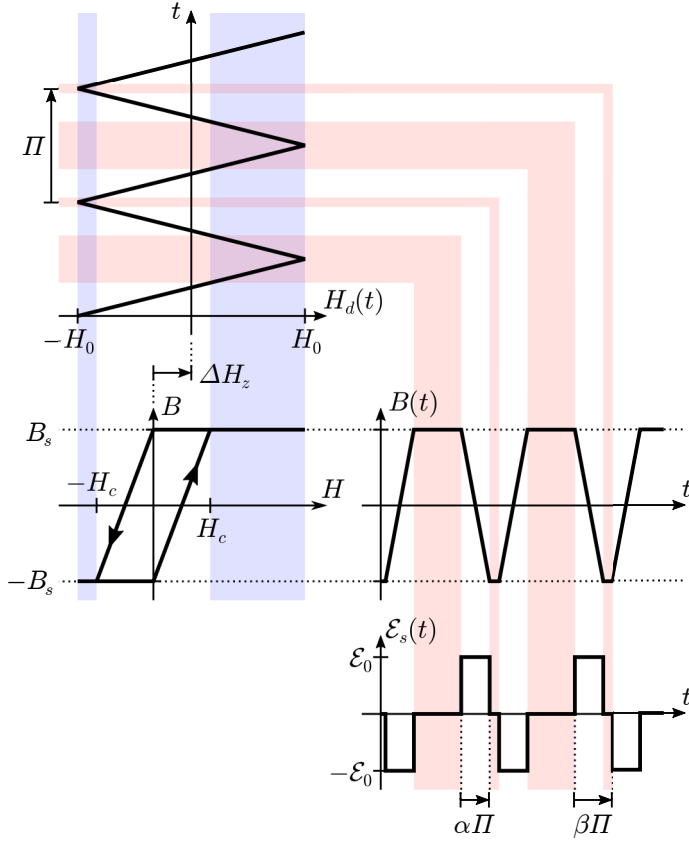


Fig. 11 The performance of an idealized, basic fluxgate magnetometer. The hysteresis plot of the fluxgate's ferromagnetic core is shown in the center left and indicates the magnetic field B in the core as a function of the auxiliary field H applied to it. The value of H is the sum of the auxiliary field H_d from the fluxgate magnetometer's drive coil and the auxiliary field ΔH_z associated with the magnetic field external to the instrument. The upper-left plot shows $H_d(t)$, and ΔH_z is represented as a horizontal shift between the two left plots. The value of ΔH has been greatly exaggerated for illustrative purposes. The H -values for which the core is saturated are indicated by light-blue shading, and the times t when this occurs are indicated by light-red shading. The center-right plot shows the core's magnetic field $B(t)$, which is limited by the saturation value B_s . The lower-right plot shows the voltage $\mathcal{E}_s(t)$ that $B(t)$ induces in the fluxgate magnetometer's sense coil. After Ness (1970).

where \mathcal{N}_s is the number of turns in the sense coil, and A is the core's cross-sectional area. Because of the offset and truncation in $B(t)$, $\mathcal{E}_s(t)$ has the form of an irregular square wave (lower-right plot in Fig. 11). We denote the duration of a positive or negative pulse as $\alpha\Pi$ and the time from the start of a positive pulse to the start of the next negative pulse as $\beta\Pi$. Then,

$$\alpha = \frac{H_c}{4H_0} \quad (85)$$

and

$$\beta = \frac{1}{2} \left(1 - \frac{\Delta H}{H_0} \right). \quad (86)$$

Typically, the value of H_0 is chosen so that it is substantially greater than ΔH_z and H_c , in which case both α and β are much less than one. The sense-coil voltage shown in Fig. 11 (lower right) has the Fourier series expansion (Ness, 1970)

$$\mathcal{E}_s(t) = \mathcal{E}_0 \sum_{k=1}^{\infty} (1 - e^{-i2\pi\beta k}) \frac{\sin(\pi\alpha k)}{\pi k} \cos\left(\frac{2\pi kt}{T}\right), \quad (87)$$

where

$$\mathcal{E}_0 = -\frac{2\mathcal{N}_s AB_s}{c\alpha T}. \quad (88)$$

In the absence of an external magnetic field, the values of ΔH and β would both be zero, which would cause all even harmonics in the above series to vanish. Thus, the second harmonic is typically measured in order to infer the value of ΔH_z and thereby the value of B_z .

A single fluxgate sensor, like a single search-coil, is only sensitive to one component of the magnetic field. Consequently, fluxgate magnetometers often consist of three orthogonal sensors so that the vector magnetic field can be measured.

A fluxgate magnetometer can be used to measure the background magnetic field and low-frequency magnetic fluctuations up to a few 10's of Hz (Ness, 1970) but it has poor sensitivity to fluctuations around or above the frequency of its drive coil. Consequently, some missions carry not only fluxgate magnetometers but also search-coil magnetometers, which are better suited to measuring high-frequency magnetic fluctuations. For example, the Wind spacecraft includes both the MFI fluxgate magnetometers (Lepping et al, 1995) and the Waves search-coil magnetometers (Bougeret et al, 1995). Likewise, the four Cluster spacecraft include the FGM fluxgate magnetometers (Balogh et al, 1997) and the STAFF search-coil magnetometers (Cornilleau-Wehrin et al, 1997).

More sophisticated designs for fluxgate magnetometers, which include additional coils and more complex geometries for the core, have been developed to improve sensitivity and to allow the instrument to be operated at higher frequencies. Notably, Geyger (1962) introduced the use of toroidal cores, which were used, e.g., for the Pioneer 11 magnetometer (Acuña, 1974), Voyager/MAG (Behannon et al, 1977), Wind/MFI (Lepping et al, 1995), and STEREO/IMPACT/MAG (Acuña et al, 2008).

2.4.3 Helium magnetometers

Helium magnetometers belong to a large class of magnetometers known as *optically pumped magnetometers* (Ness, 1970; Acuña, 2002). Though some optically pumped magnetometers use the vapor of an alkali metal (e.g., sodium,

cesium, or rubidium) as their sensing medium, helium has been more widely used in space instruments.

The sensing element of a helium magnetometer is a *cell* containing helium gas (Slocum and Reilly, 1963). A radio-frequency oscillator is used to energize electrons in the gas, which collisionally excite helium atoms from their ground state, 1^1S_0 , to their first excited state, 2^3S_1 . Since 1^1S_0 is a singlet state, and 2^3S_1 is a triplet, the transition between them via photon emission/absorption is doubly forbidden under classical selection rules. As a result, the 2^3S_1 state is metastable.

Although collisional excitation produces equal populations for the three 2^3S_1 sub-levels, *optical pumping* produces unequal populations for this triplet (Colegrove and Franken, 1960). A helium lamp serves a source of 1083 nm photons. This light is then collimated into a beam, which passes through a circularly polarized filter before reaching the cell. The 1083 nm wavelength corresponds to a helium atom's transition between the 2^3S_1 triplet state and the three closely-spaced 2^3P states: 2^3P_0 , 2^3P_1 , 2^3P_2 . A helium atom in the 2^3S_1 state can transition to a 2^3P state by absorbing one of these photons, after which it returns to 2^3S_1 via remission. However, since the photons are circularly polarized, the atom, in the presence of a magnetic field, will preferentially return to one of the 2^3S_1 sub-levels over the other two.

An infrared detector is used to measure how much of the helium lamp's light is able to pass through the cell. The transparency of helium to 1083 nm photons depends directly on the pumping efficiency, which in turn varies with the strength of the magnetic field and the field's angle with respect to the beam path. Thus, the magnetic field can be inferred from measurements of the intensity of transmitted light.

A vector helium magnetometer typically includes three orthogonal pairs of *Helmholtz coils* so that an arbitrary magnetic field can be applied to the cell in addition to the external magnetic field that is to be measured. In the usual operating mode, a constant-magnitude magnetic field is rotated relative to the beam path at a frequency of a few 100's of Hz. This results in a periodic variation in the intensity of transmitted light. For a full vector measurement of the external magnetic field, the applied magnetic field is rotated through two orthogonal planes, each of which has an axis parallel to the beam path.

Vector helium magnetometers have been used on some heliophysics missions but not as many as fluxgate magnetometers. In general, helium magnetometers are more complex and often require more mass and power than fluxgate magnetometers (Acuña, 2002). Nevertheless, helium magnetometers are effective for measuring strong magnetic fields, which makes them useful for planetary missions such as Pioneers 10 & 11 (Smith et al, 1975). ISEE-3 (later renamed ICE; Frandsen et al, 1978) also carried a vector helium magnetometer. Some missions, including Ulysses (Balogh et al, 1992) and Cassini (Dunlop et al, 1999; Dougherty et al, 2004), carried both vector helium and fluxgate magnetometers. The helium magnetometer on Cassini was unique in that it could be operated in either a scalar or vector mode (i.e., measure either B or

B). This design was developed to improve measurements of Saturn’s strong magnetic field.

2.5 Electric-field measurements

Measurements of the vector electric field \mathbf{E} in the solar wind are typically made over a very wide range of frequencies from a few kHz to tens of MHz. The most common probes of \mathbf{E} are monopole and dipole antennas, the lengths of which can vary based on scientific goals and practicalities. For example, the length (spacecraft to tip) of each STEREO/Waves antenna is 6 m (Bale et al, 2008; Bougeret et al, 2008), while Wind/Waves has antennas that are 7.5 m and 50 m long (Bougeret et al, 1995).

Electric-field instruments for heliophysics missions often utilize multiple receivers. This not only helps to accommodate the wide range of frequencies but also allows for different observation modes to be implemented. The simplest mode is *waveform capture*, in which a time series of voltage measurements from each antenna is recorded. This mode preserves the most information about $\mathbf{E}(t)$ but produces large amounts of data and thus is generally used only as a *burst mode*. An alternative mode is *spectrum capture*, in which only the power spectral density is recorded at a predetermined set of frequencies. This significantly lowers the data volume while preserving frequency information. As a matter of practice, this mode is often implemented with a narrow-band receiver that is stepped through a series of discrete frequency ranges to measure the total power in each.

Electric-field instruments also have uses beyond simply measuring \mathbf{E} for its own sake. Although these applications are beyond the scope of this review, two merit brief mention here. The first is the measurement of the *quasi-thermal noise spectrum*, which can be used to infer the properties of electrons (Meyer-Vernet and Perche, 1989). When an antenna is surrounded by a plasma, the antenna’s frequency response is altered in a predictable way at frequencies near the electron plasma frequency ω_{pe} . As shown in Equation (7), ω_{pe} is proportional to $\sqrt{n_e}$, so the determination of ω_{pe} from the quasi-thermal noise spectrum is a direct measure of the electron density n_e . In addition, the temperature and some non-thermal properties of electrons can be extracted from the shape of the quasi-thermal noise spectrum. Second, antennas can be used very effectively as dust detectors because of the large size of the antennas and the distinctive electrical signal produced by a dust grain striking an antenna (Couturier et al, 1981; Le Chat et al, 2009). The abundance and size-distribution of dust particles have been studied using measurements from STEREO/Waves (Zaslavsky et al, 2012) and Wind/Waves (Kellogg et al, 2016).

2.6 Multi-spacecraft techniques

Most of the observational results presented in this review are based on measurements from individual spacecraft. Nevertheless, powerful techniques have

been developed to analyze simultaneous in-situ measurements from multiple spacecraft to distinguish between spatial and temporal fluctuations in the plasma. This section offers a brief description of the key concepts.

Spacecraft separated by relatively large distances ($\gtrsim 0.1$ au) offer particular benefits for observing remote or large-scale phenomena. For example, the primary motivation of the aptly named STEREO mission (Kaiser et al, 2008) was to provide stereoscopic observations of the Sun and the inner heliosphere. The in-situ particle instruments of the PLASTIC suite were designed for studies of the temporal and spatial variations of ICMEs (Galvin et al, 2008). Likewise, the Waves investigation allowed for the triangulation (*radiogoniometry*) of radio-burst source regions (Bougeret et al, 2008, Sect. 3.4), which has also been achieved using spacecraft from separate missions (Steinberg et al, 1984; Hoang et al, 1998; Reiner et al, 1998).

Constellations of spacecraft with tighter spacings are used to observe local or small-scale plasma phenomena, especially in Earth’s magnetosphere and magnetosheath. This approach was largely pioneered with the Cluster mission (Escoubet et al, 1997) and later employed and expanded upon for THEMIS/ARTEMIS (Angelopoulos, 2008) and MMS (Burch et al, 2016). In each of these missions, at least four spacecraft were flown in a quasi-tetrahedral formation to utilize three basic techniques (Dunlop et al, 1988):

- In *curlometry*, a four-point measurement of the magnetic field \mathbf{B} is used to estimate $\nabla \times \mathbf{B}$ and thereby the current density \mathbf{j} (Robert et al, 2000). This technique relies on \mathbf{j} being nearly uniform within the tetrahedron, so it is best suited to study phenomena on spatial scales of order or larger than the dimension of the constellation.
- For the *wave-telescope* technique, a Fourier analysis of \mathbf{B} -measurements from the four spacecraft is made to determine the frequency spectrum, directional distribution, and mode of plasma fluctuations (Neubauer and Glassmeier, 1990; Pinçon and Motschmann, 2000; Motschmann et al, 2000). Due to effects such as aliasing, this method is most accurate in characterizing waves comparable in scale to the spacecraft constellation (Sahraoui et al, 2010a).
- In a *discontinuity analysis*, the arrival times of a magnetic discontinuity (e.g., a shock) at the spacecraft are compared so that the discontinuity’s orientation and velocity can be inferred (Russell et al, 1983; Mottez and Chanteur, 1994; Dunlop and Woodward, 2000). This method is most accurate for discontinuities whose boundary regions are thin relative to the spacecraft separations.

3 Coulomb collisions

Collisions among particles provide the fundamental mechanism through which an ionized or neutral gas increases its entropy and ultimately comes into thermal equilibrium. In a fully ionized plasma, hard scatterings rarely occur; instead, *Coulomb collisions*, in which charged particles slightly deflect each other,

are the primary collisional means by which particles exchange momentum and energy. The solar wind's low density ensures that the rates of particle collisions remain relatively low. In contrast, the denser plasma of the solar corona has a much higher collision rate, and collisional processes are understood to be an important ingredient in the heating and acceleration of coronal plasma (see Sect. 3.1). Unfortunately, this has led to the widespread misconception that, beyond the solar corona, Coulomb collisions have no impact on the evolution of solar-wind plasma. In reality, while collision rates in the solar wind can be very low, the effects of collisions on the plasma never truly vanish.

This section overviews the effects that Coulomb collisions have on the microkinetics and large-scale evolution of solar-wind plasma through interplanetary space. Section 3.1 provides a simple dimensional analysis of Coulomb collisions, while Sect. 3.2 overviews the more complete kinetic theory of particle collisions in plasmas. Section 3.3 describes observations of solar-wind collisional relaxation.

3.1 Dimensional analysis of Coulomb collisions

Before addressing the detailed kinetic treatment of collisions, we use dimensional analysis to derive a very rough expression for the rate of collisions in a plasma among particles of the same species.

We consider a species whose particles have mass m_j and charge q_j . The j -particles may be approximated as all traveling at the species' thermal speed w_j . When a pair of j -particles collide, kinetic energy is temporarily converted into electric potential energy. Assuming (very crudely) that this conversion is complete,

$$2 \left(\frac{1}{2} m_j w_j^2 \right) = \frac{q_j^2}{x_{\min}}, \quad (89)$$

where x_{\min} is the particles' distance of closest approach. Consequently,

$$\sigma \equiv \pi x_{\min}^2 = \frac{\pi q_j^4}{m_j^2 w_j^4} \quad (90)$$

is the scattering cross-section for collisions among j -particles.

We now consider a volume V containing N_j of the j -particles. The average time t_j that a j -particle goes between collisions is roughly equal to the time that it takes to sweep out $1/N_j$ of the total volume. Taking σ to be the particle's effective cross-sectional area,

$$\frac{1}{n_j} = \frac{V}{N_j} = \sigma w_j t_j, \quad (91)$$

where n_j is the number density of j -particles. Thus,

$$t_j = \frac{1}{n_j w_j \sigma} = \frac{m_j^2 w_j^3}{\pi q_j^4 n_j} = \frac{2^{3/2} m_j^{1/2} (k_B T_j)^{3/2}}{\pi q_j^4 n_j}. \quad (92)$$

Though Equation (92) was derived from a naïve treatment of Coulomb collisions, it can be used to approximate the collisionality of a species such as protons. For example, at $r = 1$ au from the Sun, $n_p \sim 3 \text{ cm}^{-3}$ and $T_p \sim 10^5$ K. These correspond to a proton collisional timescale of $t_p \sim 10^8$ s, which is substantially longer than the solar wind's typical expansion time to this distance; see Equation (1). In contrast, in the middle corona (see Fig. 2), $n_p \sim 10^8 \text{ cm}^{-3}$ and $T_p \sim 10^6$ K, which give $t_p \sim 350$ s. These estimates, though very rough, reveal that collisional effects have substantially more impact on coronal versus solar-wind plasma.

The stark difference in collisionality between the solar corona and solar wind forms the basis of *exospheric models* of the heliosphere. Although these models fall beyond the scope of this review, they warrant some mention. Since the early work on exospheric models by Jockers (1968, 1970) and Lemaire and Scherer (1971a,b), they have been shown to account for some features of the interplanetary solar wind. For example, the preferential heating of minor ions in a coronal exosphere can lead to the preferential acceleration of these ions (Pierrard et al, 2004). Maksimovic et al (2005) offer a more complete overview of exospheric models, and the reviews by Marsch (1994) and Echim et al (2011) provide an even more detailed treatment of the subject.

3.2 Kinetic theory of collisions

A full treatment of the kinetic theory of collisions in plasmas is beyond the scope of this review. Instead, this section serves as a brief description of how the collisional term of the Boltzmann equation is used to derive collision rates for particle moments. More complete presentations of the theory are given by Spitzer (1956), Longmire (1963), Braginskii (1965), Wu (1966), Burgers (1969), Krall and Trivelpiece (1973, Chapters 6 and 7), Schunk (1975, 1977), Lifshitz and Pitaevskii (1981, Chapter 4), Klimontovich (1997), and Fitzpatrick (2015).

3.2.1 The collision term

Discussions of particle collisions in gases usually begin with the Boltzmann equation (19) since the effects of collisions are neatly grouped into the *collision term* on the right-hand side of the equation:

$$\frac{\partial f_j}{\partial t} + \mathbf{v} \cdot \frac{\partial f_j}{\partial \mathbf{x}} + \mathbf{a} \cdot \frac{\partial f_j}{\partial \mathbf{v}} = \left(\frac{\delta f_j}{\delta t} \right)_c, \quad (93)$$

where the derivative $(\delta/\delta t)_c$ is known as the *collision operator*. The separation of the collision term from the terms on the left-hand side becomes somewhat murky for plasmas. Coulomb collisions occur through the interaction of the *particle electric fields*, but the plasma's *background electric field* contributes to the acceleration \mathbf{a} . The particle electric field is the field generated by a single particle, while the background electric field is the collective result of all neighboring charged particles. Ultimately, the distinction between collisions and

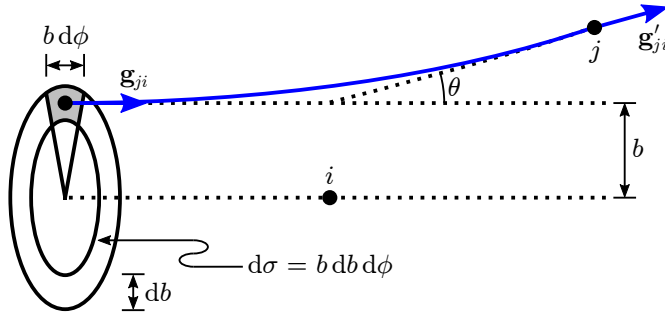


Fig. 12 Diagram of a j -particle scattering off of an i -particle via the electric force in the i -particle's reference frame, in which the j -particle has an initial velocity \mathbf{g}_{ji} and a final velocity \mathbf{g}'_{ji} ; see Equations (95) and (96).

the effects of the background fields is phenomenological. Under the *molecular chaos hypothesis* (or *stoßzahlansatz*), collisions among particles are assumed to be uncorrelated and to occur randomly (Maxwell, 1867).

To derive an expression for the collisional term, we consider the Coulomb scattering of a j -particle off of an i -particle via the electric force. We define the particles' initial velocities as \mathbf{v}_j and \mathbf{v}_i , their final velocities as \mathbf{v}'_j and \mathbf{v}'_i , their masses as m_j and m_i , and their charges as q_j and q_i . We note that the j - and i -particles may be of the same species. The center-of-mass velocity of the two particles is

$$\mathbf{u}_{ji} \equiv \frac{m_j \mathbf{v}_j + m_i \mathbf{v}_i}{m_j + m_i} = \frac{m_j \mathbf{v}'_j + m_i \mathbf{v}'_i}{m_j + m_i} \equiv \mathbf{u}'_{ji}, \quad (94)$$

which is unchanged by the collision. Figure 12 depicts this scattering event in the i -particle's frame of reference, in which the j -particle has an initial velocity

$$\mathbf{g}_{ji} \equiv \mathbf{v}_j - \mathbf{v}_i \quad (95)$$

and a final velocity

$$\mathbf{g}'_{ji} \equiv \mathbf{v}'_j - \mathbf{v}'_i. \quad (96)$$

We denote the impact parameter as b and the scattering angle as θ . In a Coulomb collision, these two quantities are related by

$$\tan\left(\frac{\theta}{2}\right) = \frac{q_j q_i}{m_{ji} g_{ji}^2 b}, \quad (97)$$

where

$$m_{ji} \equiv \frac{m_j m_i}{m_j + m_i} \quad (98)$$

is the reduced mass of the two particles (see, e.g., Thornton and Marion, 2004; Fitzpatrick, 2015). We consider an infinitesimal portion of the impact-parameter plane (see Fig. 12) as

$$d\sigma = b db d\phi. \quad (99)$$

All j -particles that originate from this region are scattered into an infinitesimal solid-angle centered on θ :

$$d\Omega = \sin\theta d\theta d\phi. \quad (100)$$

To derive the differential cross-section for a Coulomb collision, we assume that the colliding particles only interact electrostatically. Then, when we combine Equations (99) and (100) with that for the Coulomb force, we arrive at the *Rutherford cross-section* (Rutherford, 1911; Geiger and Marsden, 1913):

$$\frac{d\sigma}{d\Omega} = \frac{q_j^2 q_i^2}{4m_{ji}^2 g_{ji}^4 \sin^4(\theta/2)}. \quad (101)$$

Now, we consider all i -particles in the infinitesimal volume of phase space $d^3\mathbf{v}_i$ that is centered on \mathbf{v}_i . The rate (i.e., the number of particles per unit time) at which j -particles, originating from $d\sigma$, collide with i -particles in $d^3\mathbf{v}_i$ is

$$f_i(\mathbf{v}_i) g_{ji} d\sigma d^3\mathbf{v}_i = f_i(\mathbf{v}_i) g_{ji} \frac{d\sigma}{d\Omega} d\Omega d^3\mathbf{v}_i. \quad (102)$$

Thus, the rate of decrease in the value of $f_j(\mathbf{v}_j)$ due to collisions with i -particles in all regions of phase space is

$$\left(\frac{\delta f_j}{\delta t}\right)_{c,i,-} = - \int d^3\mathbf{v}_i \int d\Omega f_j(\mathbf{v}_j) f_i(\mathbf{v}_i) g_{ji} \frac{d\sigma}{d\Omega}. \quad (103)$$

The above expression is negative because it only accounts for the decrease in $f_j(\mathbf{v}_j)$ due to j -particles of velocity \mathbf{v}_j being scattered to other velocities by i -particles. The value of $f_j(\mathbf{v}_j)$ can also increase as collisions scatter j -particles of other velocities to \mathbf{v}_j . Indeed, Coulomb collisions are symmetric: if j - and i -particles of initial velocities \mathbf{v}'_j and \mathbf{v}'_i collide at an impact parameter b , their final velocities will be \mathbf{v}_j and \mathbf{v}_i . Thus, the rate of increase in $f_j(\mathbf{v}_j)$ due to collisions with i -particles is

$$\left(\frac{\delta f_j}{\delta t}\right)_{c,i,+} = \int d^3\mathbf{v}_i \int d\Omega f_j(\mathbf{v}'_j) f_i(\mathbf{v}'_i) g_{ji} \frac{d\sigma}{d\Omega}. \quad (104)$$

We note that, in the above equation, \mathbf{v}'_j and \mathbf{v}'_i are functions of \mathbf{v}_j , \mathbf{v}_i , and θ . The net rate of change in $f_j(\mathbf{v}_j)$ due to collisions with i -particles is

$$\begin{aligned} \left(\frac{\delta f_j}{\delta t}\right)_{c,i} &= \left(\frac{\delta f_j}{\delta t}\right)_{c,i,+} + \left(\frac{\delta f_j}{\delta t}\right)_{c,i,-} \\ &= \int d^3\mathbf{v}_i \int d\Omega [f_j(\mathbf{v}'_j) f_i(\mathbf{v}'_i) - f_j(\mathbf{v}_j) f_i(\mathbf{v}_i)] g_{ji} \frac{d\sigma}{d\Omega}. \end{aligned} \quad (105)$$

Finally, the net rate of change in $f_j(\mathbf{v}_j)$ due to collisions with all species (i.e., the full collision term) is

$$\begin{aligned} \left(\frac{\delta f_j}{\delta t}\right)_c &= \sum_i \left(\frac{\delta f_j}{\delta t}\right)_{c,i} \\ &= \sum_i \int d^3\mathbf{v}_i \int d\Omega [f_j(\mathbf{v}'_j) f_i(\mathbf{v}'_i) - f_j(\mathbf{v}_j) f_i(\mathbf{v}_i)] g_{ji} \frac{d\sigma}{d\Omega}. \end{aligned} \quad (106)$$

This includes Coulomb collisions of j -particles with other j -particles, so the above sum must include $i = j$.

3.2.2 The Landau collision integral

Evaluating Equation (106) is highly non-trivial but it is helped by the fact that the dominant contribution comes from small-angle collisions: those that produce small θ -values. Before invoking the small- θ limit, it is convenient to express the particles' initial and final velocities in terms of the center-of-mass velocity $\mathbf{u}_{ji} = \mathbf{u}'_{ji}$ as

$$\mathbf{v}_j = \mathbf{u}_{ji} + \frac{m_{ji}}{m_j} \mathbf{g}_{ji}, \quad (107)$$

$$\mathbf{v}'_j = \mathbf{u}_{ji} + \frac{m_{ji}}{m_j} \mathbf{g}'_{ji}, \quad (108)$$

$$\mathbf{v}_i = \mathbf{u}_{ji} - \frac{m_{ji}}{m_i} \mathbf{g}_{ji}, \quad (109)$$

and

$$\mathbf{v}'_i = \mathbf{u}_{ji} - \frac{m_{ji}}{m_i} \mathbf{g}'_{ji}. \quad (110)$$

Thus,

$$\mathbf{v}'_j = \mathbf{v}_j + \frac{m_{ji}}{m_j} \Delta \mathbf{g}_{ji} \quad (111)$$

and

$$\mathbf{v}'_i = \mathbf{v}_i - \frac{m_{ji}}{m_i} \Delta \mathbf{g}_{ji}, \quad (112)$$

where

$$\Delta \mathbf{g}_{ji} \equiv \mathbf{g}'_{ji} - \mathbf{g}_{ji}. \quad (113)$$

In the small- θ limit, $|\Delta \mathbf{g}_{ji}|$ is also small, so Equations (111) and (112) can be used as the basis for a Taylor expansion of f_j and f_i about $\mathbf{v} = \mathbf{v}_j$ and $\mathbf{v} = \mathbf{v}_i$, respectively. Retaining terms through the second order gives

$$f_j(\mathbf{v}'_j) \approx f_j(\mathbf{v}_j) + \frac{m_{ji}}{m_j} \Delta \mathbf{g}_{ji} \cdot \frac{\partial f_j}{\partial \mathbf{v}_j} + \frac{m_{ji}^2}{2m_j^2} \Delta \mathbf{g}_{ji} \Delta \mathbf{g}_{ji} : \frac{\partial^2 f_j}{\partial \mathbf{v}_j \partial \mathbf{v}_j} \quad (114)$$

and

$$f_i(\mathbf{v}'_i) \approx f_i(\mathbf{v}_i) - \frac{m_{ji}}{m_i} \Delta \mathbf{g}_{ji} \cdot \frac{\partial f_i}{\partial \mathbf{v}_i} + \frac{m_{ji}^2}{2m_i^2} \Delta \mathbf{g}_{ji} \Delta \mathbf{g}_{ji} : \frac{\partial^2 f_i}{\partial \mathbf{v}_i \partial \mathbf{v}_i}. \quad (115)$$

These approximations can be substituted into Equation (105), which, after considerable simplification (see, e.g., Hellinger and Trávníček, 2009; Fitzpatrick, 2015), yields the *Landau collision integral/operator* (Landau, 1936, 1937):

$$\left(\frac{\delta f_j}{\delta t} \right)_{c,i} \approx \frac{2\pi q_j^2 q_i^2}{m_j} \ln \Lambda_{ji} \times \frac{\partial}{\partial \mathbf{v}_j} \cdot \left[\int d^3 \mathbf{v}_i \frac{|\mathbf{g}_{ji}|^2 - \mathbf{g}_{ji} \mathbf{g}_{ji}}{g_{ji}^3} \cdot \left(\frac{f_i(\mathbf{v}_i)}{m_j} \frac{\partial f_j}{\partial \mathbf{v}_j} - \frac{f_j(\mathbf{v}_j)}{m_i} \frac{\partial f_i}{\partial \mathbf{v}_i} \right) \right], \quad (116)$$

where $\ln A_{ji}$ is the *Coulomb logarithm*, which is the subject of Sect. 3.2.3 and is given in Equation (117).

Although Equation (116) is an improvement over Equation (105), actually calculating the Landau collision integral remains a daunting task even for relatively simple scenarios. Often, additional approximations are introduced, and numerical methods are employed. An alternative approach is the *BGK operator*, which explicitly models the departure of a particle species' distribution function from its equilibrium state (Bhatnagar et al, 1954). This method was later generalized for the case of magnetized plasmas (Dougherty, 1964, and references therein). Pezzi et al (2015) present a numerical comparison of the Landau and Dougherty collision operators.

3.2.3 The Coulomb logarithm

The factor $\ln A_{ji}$ in Equation (116) is known as the *Coulomb logarithm*:

$$\ln A_{ji} \equiv \int_{b_{ji,\min}}^{b_{ji,\max}} \frac{db}{b} = \ln \left(\frac{b_{ji,\max}}{b_{ji,\min}} \right). \quad (117)$$

It arises from the Ω -integral in Equation (105) via the relationship between b and θ according to Equation (97). Even though the derivation of Equation (116) would seemingly imply that all b from 0 to ∞ should be considered, the Coulomb logarithm diverges at both of these limits. As a result, the integral in Equation (117) has been given the more restrictive limits $b_{ji,\min}$ and $b_{ji,\max}$, which are discussed below. Though there is some degree of arbitrariness in how these limits are defined, Equation (117) is relatively insensitive to their particular values. In practice, $b_{ji,\min} \ll b_{ji,\max}$, so the logarithm of their ratio only changes appreciably when they are varied by orders of magnitude.

The integral in Equation (117) diverges at small b due to the breakdown of the small- θ limit used to derive Equation (116): as the value of b decreases, the value of θ increases until it can no longer be considered small. In reality, collisions with small b have a minimal effect on the distribution function because of their relative rarity. As a result, collisions with $\theta > \theta_{\max}$ are negligible and may be safely disregarded. A typical choice is $\theta_{\max} = 90^\circ$, which, by Equation (97), corresponds to

$$b_{ji,\min} = \frac{q_j q_i}{m_{ji} \bar{g}_{ji}^2}, \quad (118)$$

where \bar{g}_{ji} is the average speed of a j -particle relative to an i -particle. The quantity $m_{ji} \bar{g}_{ji}^2$ roughly reflects the average kinetic energy of j - and i -particles in the plasma frame. As a result,

$$b_{ji,\min} = \frac{q_j q_i}{k_B T_{ji}}, \quad (119)$$

where T_{ji} is the average temperature of the j - and i -particles.

The divergent behavior of Equation (117) at high b stems from a more subtle reason. The analysis above begins by considering the scattering of a single particle by another. Effectively, the motion of each particle is modeled as a series of hard scatters, between which the particle's velocity remains constant. In reality, Coulomb collisions are soft scatters, and each plasma particle is simultaneously colliding with many other particles. As a result, each particle is partially shielded from the influence of distant particles by the particles closer to it. An appropriate choice, then, for $b_{ji,\max}$ is the Debye length λ_D (Cohen et al, 1950; Spitzer, 1956) as defined in Equation (11). Taking into account all the particle species in the plasma,

$$b_{ji,\max} = b_{\max} \equiv \left(\frac{4\pi}{k_B} \sum_{\ell} \frac{q_{\ell}^2 n_{\ell}}{T_{\ell}} \right)^{-1/2}, \quad (120)$$

where q_{ℓ} , n_{ℓ} , and T_{ℓ} are the charge, number density, and temperature of each species in the plasma. As a result of this choice, the value of $b_{ji,\max}$ is the same for all pairs of particle species.

This discussion of $b_{ji,\max}$ raises some concern over the use of binary collisions at all. In principle, a more accurate approach would be to use an analysis of Markovian processes to derive the collision operator from the Fokker–Planck equation (Fokker, 1914; Planck, 1917). Nevertheless, Wu (1966, Sects. 2-6) notes that both analyses produce the same result, Equation (116), in the limit of small-angle scattering.

3.2.4 Rosenbluth potentials

An alternative expression for the Landau collision integral in Equation (116) can be obtained by using the *Rosenbluth potentials* (Rosenbluth et al, 1957), which are defined as

$$G_i(\mathbf{v}_j) \equiv \int |\mathbf{g}_{ji}| f_i(\mathbf{v}_i) d^3\mathbf{v}_i \quad (121)$$

and

$$H_i(\mathbf{v}_j) \equiv \int \frac{1}{|\mathbf{g}_{ji}|} f_i(\mathbf{v}_i) d^3\mathbf{v}_i. \quad (122)$$

Likewise, we define flux densities associated with friction

$$\mathbf{A}_{ji} \equiv \frac{4\pi q_j^2 q_i^2}{m_i} \ln \Lambda_{ji} \frac{\partial H_i}{\partial \mathbf{v}_j} \quad (123)$$

and with diffusion

$$\mathbf{D}_{ji} \equiv \frac{2\pi q_j^2 q_i^2}{m_j} \ln \Lambda_{ji} \frac{\partial^2 G_i}{\partial \mathbf{v}_j \partial \mathbf{v}_j}. \quad (124)$$

With these quantities defined, we express the Landau collision operator as the velocity divergence of the sum of these fluxes (see Montgomery and Tidman,

1964; Marsch, 2006; Fitzpatrick, 2015), casting it in terms of a Fokker–Planck advection-diffusion equation in velocity space:

$$\left(\frac{\delta f_j}{\delta t}\right)_{c,i} \approx -\frac{1}{m_j} \frac{\partial}{\partial \mathbf{v}_j} \cdot \left(\mathbf{A}_{ji} - \mathbf{D}_{ji} \cdot \frac{\partial}{\partial \mathbf{v}_j}\right) f_j. \quad (125)$$

3.2.5 Collisional timescales

Conceptually, a *collisional timescale* is the time required for collisions to significantly reduce a non-equilibrium feature such as a drift or anisotropy (for examples of non-equilibrium kinetic features in the solar wind, see Sects. 1.4.4 and 1.4.5). Each specific type of non-equilibrium feature has its own expression for its collisional timescale that depends on the conditions in the plasma. These timescales are derived from moments of the Boltzmann collision term, similar to the procedure described in Sect. 1.4.1. This requires that assumptions be made about the particular form of the distribution function of each particle species involved.

As an example, we discuss the *collisional slowing time* for two particle species, j and i .¹¹ These species' differential flow is

$$\Delta \mathbf{U}_{ji} \equiv \mathbf{U}_j - \mathbf{U}_i, \quad (126)$$

where \mathbf{U}_j and \mathbf{U}_i are the bulk velocities of species j and i , respectively. Then, the rate of change in the differential flow due to collisions is

$$\left(\frac{\delta(\Delta \mathbf{U}_{ji})}{\delta t}\right)_c = \left(\frac{\delta \mathbf{U}_j}{\delta t}\right)_c - \left(\frac{\delta \mathbf{U}_i}{\delta t}\right)_c. \quad (127)$$

We express the bulk velocities \mathbf{U}_j and \mathbf{U}_i as moments of f_j and f_i , the distribution functions of the j - and i -particles, according to Equation (28) and find

$$\begin{aligned} \left(\frac{\delta(\Delta \mathbf{U}_{ji})}{\delta t}\right)_c &= \left[\frac{\delta}{\delta t} \left(\frac{1}{n_j} \int d^3 \mathbf{v} \mathbf{v} f_j(\mathbf{v})\right)\right]_c - \left[\frac{\delta}{\delta t} \left(\frac{1}{n_i} \int d^3 \mathbf{v} \mathbf{v} f_i(\mathbf{v})\right)\right]_c \\ &= \int d^3 \mathbf{v} \mathbf{v} \left[\frac{1}{n_j} \left(\frac{\delta f_j}{\delta t}\right)_c - \frac{1}{n_i} \left(\frac{\delta f_i}{\delta t}\right)_c\right]. \end{aligned} \quad (128)$$

To continue this analysis, we must make a choice for the form of the collision terms and for the distribution functions. Once these are set, the result, to first order, has the form

$$\left(\frac{\delta(\Delta \mathbf{U}_{ji})}{\delta t}\right)_c = -\nu_{s,ji} \Delta \mathbf{U}_{ji}, \quad (129)$$

where $\nu_{s,ji}$ is the *collision frequency* for the slowing of j particles by i particles. The corresponding collisional timescale is defined to be

$$\tau_{s,ji} \equiv \frac{1}{\nu_{s,ji}}. \quad (130)$$

¹¹ We note that j and i may refer to two different components of the same particle species (e.g., the proton core and proton beam, or the electron core and the electron halo).

Collisional timescales are most commonly derived and used for the relaxation of temperature anisotropy $T_{\perp j}/T_{\parallel j}$, unequal temperatures T_j/T_i , and differential flow $\Delta\mathbf{U}_{ji}$.

Specific expressions for these collisional timescales have been computed and/or compiled by Spitzer (1956), Schunk (1975, 1977), Hernández and Marsch (1985), Huba (2016), and Wilson et al (2018). Typically, only one type of non-equilibrium feature is considered in each collisional timescale but formulæ derived by Hellinger and Trávníček (2009, 2010) consider all three of the features listed above. Hellinger (2016) uses observations from the Wind spacecraft to demonstrate that they result in substantially different collision and heating rates. Likewise, although most derivations assume Maxwellian or bi-Maxwellian distribution functions, Marsch and Livi (1985) derive timescales for κ -distributions.

3.2.6 Coulomb number and collisional age

The majority of the heating and acceleration that gives rise to the solar wind's non-equilibrium properties occurs in and around the solar corona. Beyond that region, the solar wind's bulk velocity \mathbf{U} remains approximately constant and radial (see, e.g., Hellinger et al, 2011, 2013). Thus, the time required for a parcel of plasma to travel from the photosphere to a distance r is approximately the *expansion time* according to Equation (1):

$$\tau = \frac{r}{U_r}. \quad (131)$$

The *Coulomb number* of the parcel of plasma is then defined as

$$N_c \equiv \frac{\tau}{\tau_c} = \frac{r}{U_r \tau_c}, \quad (132)$$

where τ_c is a collisional timescale. Notwithstanding the caveats noted below, the Coulomb number essentially approximates the number of collisional timescales that elapsed in a parcel of plasma during its journey from the Sun to an observer. In *collisionally old* ($N_c \gg 1$) plasma, collisional equilibration has proceeded much farther than in *collisionally young* ($N_c \ll 1$) plasma.

Although the Coulomb number has seen wide use in the analysis of solar-wind observations (see Sect. 3.3), the concept carries significant limitations. The above definition for N_c only allows for a single collision timescale τ_c . While the correct formula for τ_c can be chosen for the non-equilibrium feature under consideration, accounting for the interactions of multiple departures from equilibrium presents difficulties. More fundamentally, the expression for N_c tacitly assumes that τ_c remains constant with distance r from the Sun. In reality, τ_c depends on density and temperature, both of which have strong radial trends.

To address some of these issues, various studies (Hernández et al, 1987; Chhiber et al, 2016; Kasper et al, 2017; Kasper and Klein, 2019) employ an

integrated Coulomb number of the form

$$A_c \equiv \int \frac{dt}{\tau_c} = \int \frac{dr}{U_r(r)\tau_c(r)}. \quad (133)$$

This formulation directly accounts for the radial dependences of densities, velocities, and temperatures. These radial trends can either be derived from theoretical expectations (e.g., for quasi-adiabatic expansion) or from empirical observations. Some authors (e.g., Kasper et al, 2017) differentiate between the *Coulomb number* N_c and *collisional age* A_c , with the former defined by Equation (132) and the latter defined by Equation (133).¹²

Maruca et al (2013) introduce a close alternative to the Coulomb-number analysis, *retrograde collisional analysis*, in which collisional timescales and radial trends are used to “undo” the effects of collisions and estimate the state of the solar wind when it was closer to the Sun.

3.3 Observations of collisional relaxation in the solar wind

This section summarizes observational studies of collisional relaxation’s effects on solar-wind plasma as it expands through the heliosphere.

3.3.1 Ion collisions

Early observations of solar-wind ions indicate that α -particles tend to be significantly faster and hotter than protons (see Sect. 1.4.4). Observations from IMP 6, IMP 7, IMP 8, and OGO 5 (Feldman et al, 1974a; Neugebauer, 1976; Neugebauer and Feldman, 1979) demonstrate that the values of $|\Delta\mathbf{U}_{\alpha p}|$ and T_α/T_p decrease toward 0 and 1 with increasing N_c . This negative correlation indicates that α -particles are first preferentially accelerated and heated in the corona and then partially equilibrate with protons as the plasma expands through the inner heliosphere. Later studies using observations from Helios (Marsch et al, 1982a, 1983; Livi et al, 1986), ISEE 3 (Klein et al, 1985), Prognoz 7 (Yermolaev et al, 1989, 1991; Yermolaev and Stupin, 1990), Ulysses (Neugebauer et al, 1994), and Wind (Kasper et al, 2008, 2017; Maruca et al, 2013; Hellinger, 2016) confirm these early results. Interplanetary coronal mass ejections (ICMEs) are a notable exception to this overall trend in that they exhibit enhancements in T_α/T_p , which arise from ongoing heating during expansion (Liu et al, 2006).

Measurements of $T_{\perp p}$ and $T_{\parallel p}$ from Wind reveal that the average value of the anisotropy ratio $T_{\perp p}/T_{\parallel p} \rightarrow 1$ as the Coulomb number increases (Kasper et al, 2008, 2017). Further observations (Bale et al, 2009) show that both Coulomb collisions and kinetic microinstabilities (see Sect. 6) have roles in

¹² We adopt the new terminology of Kasper et al (2017). We note, however, that some earlier publications use the term “collisional age” for N_c (Kasper et al, 2008; Bale et al, 2009; Maruca et al, 2013).

limiting proton temperature anisotropy. Numerical models confirm this interplay of collisional and wave-particle effects (Tam and Chang, 1999; Hellinger and Trávníček, 2010; Matteini et al, 2012).

Figure 13 shows trends in four parameters with Coulomb number N_c in a dataset of 2.1-million data from the Wind/SWE Faraday cups compiled by Maruca et al (2012, 2013). The values of N_c are calculated using the expression derived by Maruca et al (2013), which is based on the proton “self-collision time” described by Spitzer (1956). For each parameter P , the (N_c, P) -plane is divided into 80 logarithmically spaced N_c -bins and 40 linearly spaced P -bins. Once the data are binned, the grid is column-normalized: the number of counts in each bin is divided by the number of counts in the most-populated bin in its column. Thus, the color of each bin in Fig. 13 indicates the relative likelihood of a P -value for a given N_c -value. Each of the four parameters in Fig. 13 is an indicator of a departure from local thermal equilibrium. As N_c increases, the most-likely P -value approaches its equilibrium state: 0 for $|\Delta\mathbf{U}_{\alpha p}|/v_{Ap}$ and 1 for T_α/T_p , $T_{\perp p}/T_{\parallel p}$, and $T_{\perp \alpha}/T_{\parallel \alpha}$. Each parameter reaches equilibrium at a different N_c -value because the formula for N_c uses the same self-collision time as a generic collisional timescale rather than the specific collisional timescale for each parameter P .

Column-normalizing plots (as has been done, e.g., for those in Figs. 13 and 14) is a powerful and well established technique for exploring collisional effects in solar-wind plasma. It represents a refinement of the method used in some of the earliest studies of collisional relaxation (e.g., Feldman et al, 1974a; Neugebauer, 1976), in which data were divided into logarithmically uniform N_c -intervals, and the average T_α/T_p -value was plotted for each interval. Nevertheless, some caution is warranted in producing and interpreting column-normalized plots in general. First, the procedure of column-normalization modifies the weights of different data points and thus may cause an overemphasis or underemphasis of bins in a statistical data set. Second, the very act of column-normalization imposes causality: the parameter on the vertical axis becomes a function of that on the horizontal axis. Though this is usually justified in collisional studies because of the strong theoretical motivation for such a causal relationship, column-normalization is not appropriate for all correlation studies. Third, determining which parameters to plot is complicated by the many correlations that exist among particle moments (e.g., the well established temperature-speed relationship for protons; Lopez and Freeman, 1986). Even so, parameters such as T_α/T_p and $|\Delta\mathbf{U}_{\alpha p}|$ have been qualitatively (Kasper et al, 2008) and quantitatively (Maruca et al, 2013) demonstrated to be more strongly correlated with N_c than with n_p , U_{pr} , or T_p (all three of which N_c depends on).

Observations also give insight into collisional effects on minor ions. ISEE 3 and SOHO/CELIAS data show that, while mass-proportional temperatures are most common, the effects of collisional thermalization are apparent at low solar-wind speeds (Bochsler et al, 1985; Hefti et al, 1998). Interestingly, von Steiger et al (1995) and von Steiger and Zurbuchen (2006) find no indications of a departure from mass-proportional temperatures at any solar-wind speed.

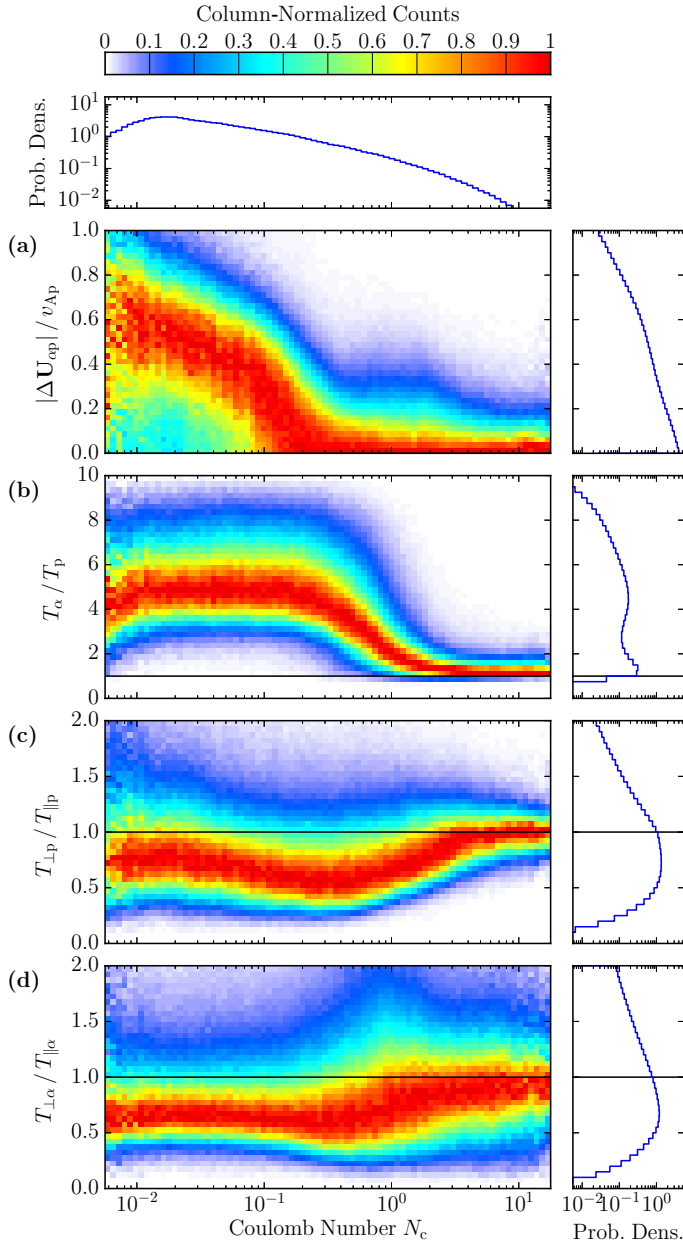


Fig. 13 Trends in four parameters with Coulomb number N_c : (a) α -proton differential flow normalized to the proton Alfvén speed, (b) α -to-proton relative temperature, (c) proton temperature anisotropy, and (d) α -particle temperature anisotropy. The dataset, compiled by Maruca et al (2012, 2013), consists of 2.1-million data from the Wind/SWE Faraday cups. The color scale is linear, and red indicates the most-likely parameter value for a given N_c -value. The probability densities of Coulomb number (top) and of each of the four parameters (right) are also shown. After Kasper et al (2008, 2017).

This may be due to the limited number of data from very slow wind or from the ongoing heating of heavy ions. Coulomb-number analyses of heavy-ion observations from ACE/SWICS show similar negative trends in the ion-to-proton temperature ratio with Coulomb number (Tracy et al, 2015, 2016).

Although most observational studies of ion–ion collisions focus on the effects of collisions on particle moments, some consider how collisions affect the structure of ion distribution functions. Marsch and Goldstein (1983) note that the value of the collision term in Equation (106) varies across phase space and is highest for particles traveling at the bulk speed of the plasma. This finding is consistent with proton distribution functions observed by Helios, which show Maxwellian cores surrounded by non-Maxwellian tails. A kinetic model of the collisional effects on proton distribution functions counter-intuitively reveals that collisional isotropization can actually generate proton beams (Livi and Marsch, 1987), which themselves would then be ultimately eroded by collisions.

3.3.2 Electron collisions

Collisions involving electrons, due to their higher rates (see, e.g., Wilson et al, 2018), are thought to play an even more important role in solar-wind thermodynamics than collisions involving only ions. As noted in Sect. 1.4.5, electron distribution functions in the solar wind typically exhibit a three-component structure consisting of a core, halo, and strahl. Many theories (e.g., Scudder and Olbert, 1979a,b; Lie-Svendson et al, 1997; Lie-Svendson and Leer, 2000) for the origin of these electron populations rely on the transition from highly collisional plasma in the lower corona to weakly collisional plasma in the upper corona.

Beyond the corona, numerous studies find that Coulomb collisions among electrons continue to affect them in the interplanetary solar wind. An analysis of Mariner 10 data (Ogilvie and Scudder, 1978) reveals that collisions have the greatest influence on the electron core while the electron halo remains weakly collisional. Electron distribution functions observed by Helios show that Coulomb collisions have a significant impact on the phase-space location of the core–halo boundary (Pilipp et al, 1987a,b; Pilipp et al, 1987c). Kinetic simulations suggest that the interplay of collisions and expansion in the solar wind can give rise to the electron core, halo, and beam (Landi et al, 2010; Landi et al, 2012). Moreover, a kinetic model for the radial evolution of the strahl developed by Horaites et al (2018) indicates that Coulomb collisions provide a significant source of pitch-angle scattering for this population.

Solar-wind electrons typically exhibit less temperature anisotropy than ions (Chen et al, 2016, Fig. 1), which is at least partially ascribed to the higher rate of electron versus ion collisions. Analytical models that account for electron expansion and collisions in the interplanetary solar wind agree well with ISEE 3 and Ulysses observations of electron temperature anisotropy (Phillips et al, 1989; Phillips and Gosling, 1990; Phillips et al, 1993). A study of Wind observations by Salem et al (2003) finds that electron temperature anisotropy is

strongly correlated with Coulomb number, with collisionally old electrons being most likely to exhibit isotropy. As is the case for protons, data from Helios, Cluster, and Ulysses show that both Coulomb collisions and kinetic microinstabilities play significant roles in isotropizing solar-wind electrons (Štverák et al, 2008, 2015).

Collisions also significantly affect electron heat flux. According to *Spitzer-Härm theory* (Spitzer and Härm, 1953), the electron heat flux is proportional to the timescale of electron–electron collisions. Statistical analyses of Wind electron measurements show that this relationship holds true but only in highly collisional plasma (Salem et al, 2003; Bale et al, 2013). Figure 14 shows the distribution of Wind/3DP electron data in the plane of the normalized parallel heat flux versus the normalized electron mean free path in the solar wind. We normalize $q_{\parallel e}$ to the free-streaming saturation heat flux $q_0 \equiv 3n_e k_B T_e w_e / 2$ and $\lambda_{\text{mfp},e}$ to the temperature gradient $L_T \equiv r/\alpha$, where r is the heliocentric distance of the measurement and α describes the observed temperature profile through $T_e \propto r^{-\alpha}$. The dimensionless quantity $\lambda_{\text{mfp},e}/L_T$ is called the *Knudsen number*. The black line shows the Spitzer-Härm prediction. The heat flux follows this prediction at large collisionality but deviates in the collisionless limit. Spitzer-Härm theory is found to overestimate electron heat flux in moderately and weakly collisional plasma, which is consistent with results from the kinetic simulations of Landi et al (2012) and Landi et al (2014).

Occasionally, a parcel of solar-wind plasma is found to have an especially low or high rate of Coulomb collisions, which offers insight into the most extreme effects of collisions on electrons. In a study of several periods of very-low-density solar wind, each period exhibits an unusually narrow electron strahl (Ogilvie et al, 2000). This likely results from the combination of a low collision rate and the conservation of the first adiabatic invariant, given in Equation (44), to first order as suggested by Fairfield and Scudder (1985). Conversely, data from ISEE 1 and ISEE 3 exhibit several *heat-flux dropouts* (Fitzenreiter and Ogilvie, 1992): periods of very low electron heat flux. The weak electron halos observed during these dropouts likely result, at least in part, from enhanced electron collisionality. Likewise, Larson et al (2000) and Farrugia et al (2002), using the Wind and ACE spacecraft, identify weak halos in particularly dense and cold magnetic clouds and find them to be consistent with collisional effects.

4 Plasma waves

Plasma waves are important processes for the transport and dissipation of energy in a plasma. They can accelerate plasma flows and heat plasma by damping. Section 4.1 introduces basic concepts to describe plasma waves. Section 4.2 describes damping and dissipation mechanisms, and Sect. 4.3 then presents types of plasma waves that are relevant to the multi-scale evolution of the solar wind. For more details on the broad topic of plasma waves, we refer to the excellent textbooks by Stix (1992) and Swanson (2003).

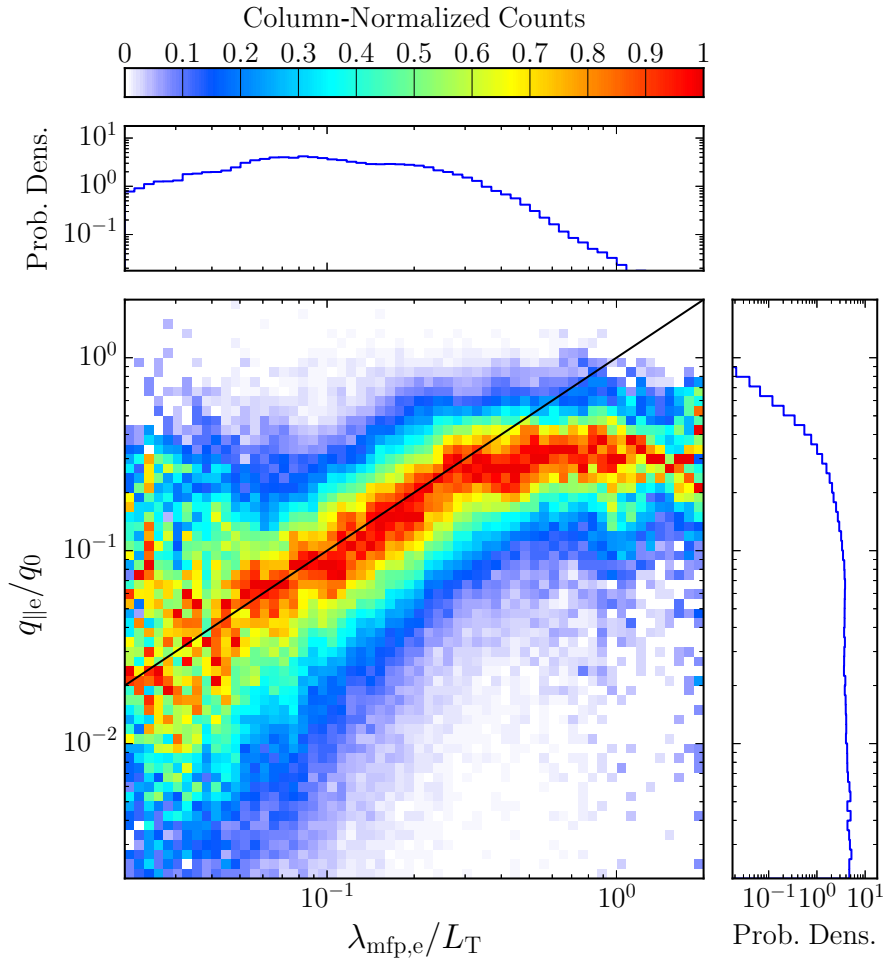


Fig. 14 Column-normalized distribution of Wind/3DP electron data as a function of the parallel heat flux $q_{||e}$ and the electron mean free path $\lambda_{mfp,e}$. The Spitzer-Härm prediction in this normalization is given by $q_{||e}/q_0 = 1.07\lambda_{mfp,e}/L_T$ and is shown as a black line. We use $\alpha = 2/7$. The probability densities for $\lambda_{mfp,e}/L_T$ (top) and $q_{||e}/q_0$ (right) are also shown. After Salem et al (2003) and Bale et al (2013) and using data provided by C. Salem.

4.1 Plasma waves as self-consistent electromagnetic and particle fluctuations

Waves are periodic or quasi-periodic spatio-temporal fluctuations which arise through the action of a *restoring force*. The self-consistent electromagnetic interactions in a plasma provide additional restoring forces that do not occur in a neutral gas. Therefore, a plasma can exhibit many more types of wave modes than a neutral gas. In this section, we introduce the linear theory of plasma waves. For further details on linear theory, we refer the reader to the general review on solar-wind plasma waves by Ofman (2010) and the textbooks by Stix (1992), Brambilla (1998), and Swanson (2003).

Linear wave theory considers a wave to be a fluctuating perturbation on an equilibrium state. We assume that any physical quantity A of the system can be written as

$$A(\mathbf{x}, t) = A_0 + \delta A(\mathbf{x}, t), \quad (134)$$

where A_0 is the constant background equilibrium, and δA is the fluctuating perturbation of A . Moreover, we assume that the fluctuating quantities in a wave behave like

$$\delta A(\mathbf{x}, t) = \text{Re} [A(\mathbf{k}, \omega) \exp(i\mathbf{k} \cdot \mathbf{x} - i\omega t)], \quad (135)$$

where $A(\mathbf{k}, \omega)$ is the complex Fourier amplitude of A , the wavevector \mathbf{k} is real, and the frequency ω is complex. We define the *real frequency* as

$$\omega_r \equiv \text{Re } \omega \quad (136)$$

and the *growth or damping rate* as

$$\gamma \equiv \text{Im } \omega. \quad (137)$$

The *linear dispersion relation* is a mathematical expression based on a self-consistent set of linearized equations for the plasma particles and the electromagnetic fields. It connects the wavevector \mathbf{k} with the frequency ω in such a way that its solutions represent self-consistent waves in the plasma. If multiple solutions exist for a given \mathbf{k} , then each corresponds to a distinct *mode*. According to Equations (135) and (137), the amplitude of the fluctuations decreases exponentially with time if $\gamma < 0$. As a solution to the linear dispersion relation, we describe such a wave as being *linearly damped* (see Sect. 4.2.1). Likewise, if $\gamma > 0$, the wave amplitude increases exponentially with time and the wave is *linearly unstable* (see Sect. 6).

Neglecting any background electric field \mathbf{E}_0 , we rewrite the electric and magnetic fields according to Equation (135) as

$$\mathbf{E}(\mathbf{x}, t) = \delta \mathbf{E}(\mathbf{x}, t) = \text{Re} [\mathbf{E}(\mathbf{k}, \omega) \exp(i\mathbf{k} \cdot \mathbf{x} - i\omega t)] \quad (138)$$

and

$$\mathbf{B}(\mathbf{x}, t) = \mathbf{B}_0 + \delta \mathbf{B}(\mathbf{x}, t) = \mathbf{B}_0 + \text{Re} [\mathbf{B}(\mathbf{k}, \omega) \exp(i\mathbf{k} \cdot \mathbf{x} - i\omega t)], \quad (139)$$

using the complex Fourier amplitudes $\mathbf{E}(\mathbf{k}, \omega)$ and $\mathbf{B}(\mathbf{k}, \omega)$. In the following, we write the Fourier amplitudes without their arguments (\mathbf{k}, ω) and assume that $|\delta \mathbf{B}| \ll |\mathbf{B}_0|$. Substituting Equations (138) and (139) into Maxwell's equations (22) through (24), we find in Fourier space

$$\mathbf{k} \cdot \mathbf{E} = -4\pi i \rho_c, \quad (140)$$

$$\mathbf{k} \cdot \mathbf{B} = 0, \quad (141)$$

$$\mathbf{k} \times \mathbf{E} - \frac{\omega}{c} \mathbf{B} = 0, \quad (142)$$

and

$$\mathbf{k} \times \mathbf{B} + \frac{\omega}{c} \mathbf{E} = -\frac{4\pi i}{c} \mathbf{j}, \quad (143)$$

where

$$\rho_c = \sum_j \rho_{cj} = \sum_j q_j n_j \quad (144)$$

is the charge density and

$$\mathbf{j} = \sum_j \mathbf{j}_j \quad (145)$$

is the current density. In Equations (144) and (145), the sums are carried over all particle species j in the plasma. The left-hand sides of Equations (140) through (143) represent the interactions between the electric and magnetic fields, while the right-hand sides represent the self-consistent effects of the particles on the fields.

We define the *plasma susceptibility tensor* χ_j of species j through

$$\chi_j \cdot \mathbf{E} \equiv \frac{4\pi i}{\omega} \mathbf{j}_j \quad (146)$$

and the *dielectric tensor* ϵ as

$$\epsilon \equiv \mathbf{1} + \sum_j \chi_j. \quad (147)$$

The dielectric tensor is additive in the contributions from each plasma species j and reflects the interaction between fields and particles. With these definitions, we find

$$\epsilon \cdot \mathbf{E} = \mathbf{E} + \frac{4\pi i}{\omega} \mathbf{j} \quad (148)$$

and, by using Equation (143),

$$\mathbf{k} \times \mathbf{B} + \frac{\omega}{c} \epsilon \cdot \mathbf{E} = 0. \quad (149)$$

Combining Equation (142) with Equation (149) leads to the *wave equation*:

$$\mathbf{n} \times (\mathbf{n} \times \mathbf{E}) + \epsilon \cdot \mathbf{E} = \mathcal{D} \cdot \mathbf{E} = 0, \quad (150)$$

where $\mathbf{n} \equiv \mathbf{k}c/\omega$ is the *refractive index* and

$$\mathcal{D} \equiv \begin{pmatrix} \epsilon_{xx} - n_z^2 & \epsilon_{xy} & \epsilon_{xz} + n_x n_z \\ \epsilon_{yx} & \epsilon_{yy} - n_x^2 - n_z^2 & \epsilon_{yz} \\ \epsilon_{zx} + n_z n_x & \epsilon_{zy} & \epsilon_{zz} - n_x^2 \end{pmatrix} \quad (151)$$

is the *dispersion tensor*. The *phase velocity* of a solution is given by $\omega \mathbf{k}/k^2$. Non-trivial solutions to the wave equation fulfill

$$\det [\mathcal{D}(\mathbf{k}, \omega)] = 0, \quad (152)$$

which is the mathematical dispersion relation. The identification of plasma waves then involves the calculation of a proper dielectric tensor for the plasma conditions at hand as well as the derivation of the roots of Equation (152).

If the calculation of ϵ is based on the linearized Vlasov equation (Gary, 1993), Equation (152) leads to the full *hot-plasma dispersion relation*, which is a standard-tool in the calculation of plasma waves (Roennmark, 1982; Klein and Howes, 2015; Verscharen and Chandran, 2018; Verscharen et al, 2018). In this model, Equation (20) is linearized for each plasma species j to first order in δf_j , under the assumption that $f_j = f_{0j} + \delta f_j$, as

$$\frac{\partial \delta f_j}{\partial t} + \mathbf{v} \cdot \frac{\partial \delta f_j}{\partial \mathbf{x}} + \Omega_j \left(\mathbf{v} \times \hat{\mathbf{b}} \right) \cdot \frac{\partial \delta f_j}{\partial \mathbf{v}} = -\frac{q_j}{m_j} \left(\delta \mathbf{E} + \frac{1}{c} \mathbf{v} \times \delta \mathbf{B} \right) \cdot \frac{\partial f_{0j}}{\partial \mathbf{v}}, \quad (153)$$

where the left-hand side describes the change of δf_j along the zeroth-order particle trajectory, Ω_j is calculated based on the background magnetic-field magnitude B_0 , and $\hat{\mathbf{b}} \equiv \mathbf{B}_0/B_0$. The resulting solutions for δf_j from integration along the particle trajectories then define ρ_c and \mathbf{j} according to Equations (25) and (26). We refer to the textbooks by Melrose and McPhedran (1991), Stix (1992), and Gary (1993) for more details on the calculation of ϵ .

In our discussion of wave modes in Sect. 4.3, we present analytical results for wave dispersion and polarization relations based on different models and in different limits, which we identify whenever necessary. Fluid models and kinetic models often lead to different predictions in the dispersion relation and polarization properties of linear waves (see, e.g., Verscharen et al, 2017; Wu et al, 2019). These differences result from differences in the models' underlying assumptions (e.g., the closure of the hierarchy of moment equations; see Sect. 1.4.1). Furthermore, analytical calculations of the dispersion relation often rely on mathematical approximations in certain limits (e.g., taking $m_e \rightarrow 0$ or $T_j \rightarrow 0$). Before we discuss the wave modes further, we describe damping and dissipation mechanisms in the following section.

4.2 Damping and dissipation mechanisms

The damping and dissipation of plasma waves are important for the global behavior of the plasma because these processes transfer energy between the electromagnetic fields and the particles and are also candidates for the dissipation of turbulent plasma fluctuations in the solar wind (see Sect. 5).

For our discussion, we distinguish between *damping* as a reduction in the amplitude of field fluctuations (i.e., $\gamma < 0$) and *dissipation* as an irreversible increase in entropy of a plasma species (i.e., $dS_j > 0$, where S_j is the entropy of species j). Lastly, we define *heating* as an increase of the plasma's thermal energy. In this section, we address three important damping and dissipation mechanisms for plasma waves: (1) *quasilinear diffusion* from Landau-resonant or cyclotron-resonant wave-particle interactions, (2) *nonlinear phase mixing*, and (3) *stochastic heating*. So long as the Boltzmann equation (19) is valid, dissipation in the sense of entropy generation can only occur through

particle–particle collisions. Even if collisions are not frequent enough to bring the plasma distribution function into local thermodynamic equilibrium, phase-space structures in the velocity distribution function can become small enough that collisions lead to dissipation (cf Sect. 3.2). When we study the dissipation of “collisionless” plasma waves, we, therefore, assume that collisions only affect small-scale structures in the distribution function and investigate the processes that create these small-scale structures, which in turn generate entropy through collisions. We note that deviations of velocity distributions from local thermodynamic equilibrium (see Sects. 1.4.4 and 1.4.5) can affect the polarizations, transport ratios, and damping rates of the plasma normal modes, as well as the heating mechanisms (Chandran et al, 2013; Kasper et al, 2013; Klein and Howes, 2015; Tong et al, 2015; Kunz et al, 2018).

4.2.1 Quasilinear diffusion

Quasilinear diffusion describes the evolution of the distribution function as velocity-space diffusion that arises from the resonant interaction between waves and particles (Marsch, 2006). Quasilinear theory assumes the presence of a superposition of non-interacting and randomly phased waves that are solutions to linear plasma-wave theory as described in Sect. 4.1. The force term in the Vlasov equation is then averaged over the gyro-phases of the unperturbed particle orbits so that a diffusion term for the background distribution f_{0j} in v_{\perp} and v_{\parallel} results, independent of the gyro-phase of the particles. This process is quasilinear in the sense that the fluctuations are solutions to the linear dispersion relation (Sect. 4.1), which closes the system of equations, but the field amplitudes enter the equations quadratically. In quasilinear theory, the background distribution f_{0j} evolves slowly compared to the timescale of the fluctuations $1/\omega_r$. Under the assumption of small wave amplitudes and $|\gamma/\omega_r| \ll 1$, quasilinear diffusion follows the equation (Shapiro and Shevchenko, 1962; Kennel and Engelmann, 1966; Rowlands et al, 1966; Stix, 1992)

$$\frac{\partial f_{0j}}{\partial t} = \frac{q_j^2}{8\pi^2 m_j^2} \lim_{V \rightarrow \infty} \frac{1}{V} \sum_{n=-\infty}^{+\infty} \int d^3k \frac{1}{v_{\perp}} \hat{G} v_{\perp} \delta(\omega_r - k_{\parallel} v_{\parallel} - n\Omega_j) |\psi_n|^2 \hat{G} f_{0j}, \quad (154)$$

where the pitch-angle operator is defined as

$$\hat{G} \equiv \left(1 - \frac{k_{\parallel} v_{\parallel}}{\omega_r}\right) \frac{\partial}{\partial v_{\perp}} + \frac{k_{\parallel} v_{\perp}}{\omega_r} \frac{\partial}{\partial v_{\parallel}}, \quad (155)$$

and

$$\psi_n \equiv \frac{1}{\sqrt{2}} [E_r e^{i\phi} J_{n+1}(\sigma_j) + E_l e^{-i\phi} J_{n-1}(\sigma_j)] + \frac{v_{\parallel}}{v_{\perp}} E_z J_n(\sigma_j). \quad (156)$$

We define the wavevector components perpendicular and parallel to the background magnetic field as k_{\perp} and k_{\parallel} , respectively. The right-handed and left-handed components of the Fourier-transformed electric field are $E_r \equiv (E_x - iE_y)/\sqrt{2}$

and $E_1 \equiv (E_x + iE_y)/\sqrt{2}$, respectively, J_n is the n^{th} order Bessel function of the first kind, $\sigma_j \equiv k_\perp v_\perp/\Omega_j$, ϕ is the azimuthal angle of \mathbf{k} , and V is the spatial volume under consideration. Since Equation (154) is a second-order differential equation in v_\perp and v_\parallel , it indeed corresponds to a diffusion in velocity space. The δ -function in Equation (154) guarantees that the only particles that participate in the resonant interactions are those for which v_\parallel is equal to the *resonance speed*:

$$v_{\text{res}} \equiv \frac{\omega_r - n\Omega_j}{k_\parallel}. \quad (157)$$

Due to the form of \hat{G} , the diffusive flux of particles is tangent to semicircles in the v_\parallel - v_\perp plane defined by

$$\left(v_\parallel - \frac{\omega_r}{k_\parallel}\right)^2 + v_\perp^2 = \text{constant} \quad (158)$$

and directed from larger to smaller values of f_{0j} (Verscharen and Chandran, 2013). During the diffusion, the particles gain kinetic energy if $(v_\perp^2 + v_\parallel^2)$ increases and lose it if this quantity decreases. The energy gained or lost by the particles is taken from or given to the wave at the resonant k_\parallel and ω_r so that this wave's amplitude changes. The $n = 0$ term in the sum in Equation (154) corresponds to *Landau damping* (1946) and *transit-time damping*, and the $n \neq 0$ terms correspond to *cyclotron damping*.

We illustrate the quasilinear diffusion process for a cyclotron-damped wave in Fig. 15. In this example, cyclotron-resonant particles with $v_\parallel = v_{\text{res}} < 0$ interact with waves with ω_r and k_\parallel and diffuse in velocity space. The cyclotron-resonant damping of left-handed waves propagating parallel to \mathbf{B}_0 exhibits these characteristics. We illustrate the case of quasilinear diffusion for a cyclotron-resonant instability in Fig. 20 in Sect. 6.

4.2.2 Entropy cascade and nonlinear phase mixing

Since dissipation, by definition, is irreversible, all dissipation processes cause entropy to increase. In a plasma with low collisionality, wave turbulence (see Sect. 5.2) is associated with fluctuations in entropy¹³ that cascade to small scales, where collisions have greater effects and ultimately dissipate these fluctuations. Applying Boltzmann's H -theorem to Equation (19), we obtain the entropy relation

$$\frac{dS_j}{dt} = \frac{d}{dt} \left(- \int \frac{d^3\mathbf{r}}{V} \int d^3\mathbf{v} f_j \ln f_j \right) = - \int \frac{d^3\mathbf{r}}{V} \int d^3\mathbf{v} \left(\frac{\delta f_j}{\delta t} \right)_c \ln f_j, \quad (159)$$

where S_j is the entropy of species j , and V is the spatial volume under consideration. Equation (159) shows that entropy only increases in the presence

¹³ These largely reversible fluctuations in entropy do not violate the second law of thermodynamics which only applies to the total entropy of a closed system.

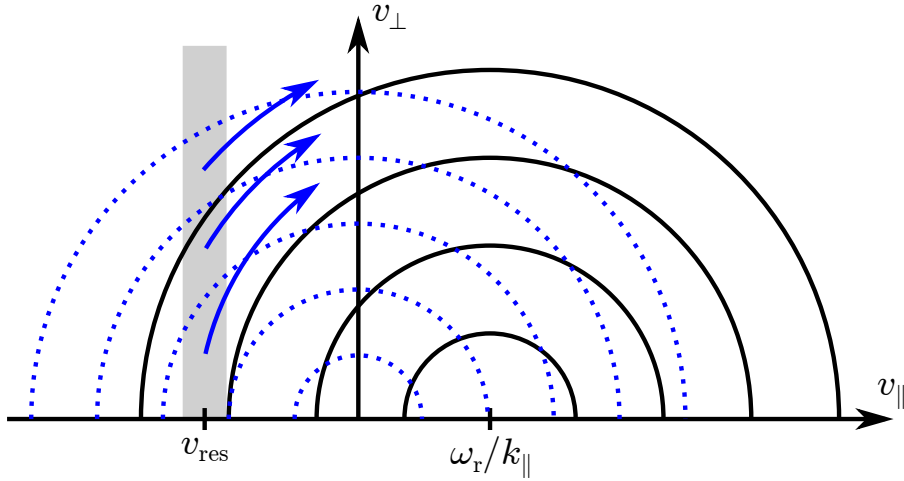


Fig. 15 *Quasilinear diffusion* in the cyclotron-resonant damping of particles with $v_{\parallel} = v_{\text{res}} < 0$ (gray shaded area) with waves of parallel phase speed ω_r/k_{\parallel} . The blue dotted circles represent isocontours of the background distribution function f_{0j} . The diffusion paths (blue arrows) are locally tangential to circles around the point $(v_{\perp}, v_{\parallel}) = (0, \omega_r/k_{\parallel})$ (black circles). In this example, the resonant particles gain kinetic energy, which corresponds to an increase in $(v_{\perp}^2 + v_{\parallel}^2)$. This energy is removed from the waves at ω_r and k_{\parallel} , which are thus damped.

of particle–particle collisions. We now separate f_j into its equilibrium part f_{0j} and its fluctuating part δf_j as

$$f_j(\mathbf{x}, \mathbf{v}, t) = f_{0j}(\mathbf{v}) + \delta f_j(\mathbf{x}, \mathbf{v}, t). \quad (160)$$

We assume that the collision frequency is of order ω_r ,¹⁴ and f_{0j} is a Maxwellian as in Equation (59) with temperature T_{0j} . After averaging over the timescales greater than the typical fluctuation time $\sim 1/\omega_r$ and summing over all species, we describe the evolution of the generalized energy through the energy equation with the help of the expression for the entropy from Equation (159) as (Schekochihin et al, 2008)

$$\begin{aligned} \frac{dW}{dt} &= \frac{d}{dt} \int \frac{d^3\mathbf{r}}{V} \left(\frac{E^2 + B^2}{8\pi} + \sum_j \int d^3\mathbf{v} \frac{k_B T_{0j} \delta f_j^2}{2f_{0j}} \right) \\ &= \epsilon + \int \frac{d^3\mathbf{r}}{V} \sum_j \int d^3\mathbf{v} \frac{k_B T_{0j} \delta f_j}{f_{0j}} \left(\frac{\delta f_j}{\delta t} \right)_c, \quad (161) \end{aligned}$$

¹⁴ In gyrokinetic theory, the collision frequency and ω_r are both ordered to the intermediate timescale. This ordering does not prevent us from considering the collisionless and collisional limits and justifies the assumption of a Maxwellian $f_{0j} = f_M$ (Howes et al, 2006; Schekochihin et al, 2008).

where W is the generalized energy and ϵ is the externally supplied power (e.g., through large-scale driving by shears or compressions).¹⁵

The *entropy cascade* constitutes the redistribution of generalized energy from electromagnetic fluctuations ($E^2 + B^2$) to entropy fluctuations ($\delta f_j^2/f_{0j}$) according to Equation (161). These fluctuations in entropy then cascade to smaller scales in velocity space through a combination of *linear* and *nonlinear phase mixing*. Linear phase mixing corresponds to Landau damping, which we describe in Sect. 4.2.1. The spread in parallel velocity of the particle distribution leads to a dependency of the Landau-resonant interactions between particles and the electric field on the particles' parallel velocity.

Nonlinear phase mixing often serves as a faster mechanism of entropy cascade. A particle with a greater v_\perp has a greater ρ_j and thus experiences a slower $\mathbf{E} \times \mathbf{B}$ drift than a particle with smaller v_\perp (Dorland and Hammett, 1993). Two particles of the same species j but distinct perpendicular velocities v_\perp and v'_\perp experience spatially decorrelated fluctuations in the electric and magnetic fields if the difference between the particles' gyro-radii $v_\perp/|\Omega_j|$ and $v'_\perp/|\Omega_j|$ is greater than the perpendicular correlation length $1/k_\perp$ of the field fluctuations (Schekochihin et al, 2008). In kinetic theory, this process leads to spatial perpendicular mixing of ion distributions with different gyro-centers and hence to the creation of small-scale structure in the gyro-center distribution. Small-scale structure in the fields in physical space thus leads to small-scale structure in the distribution function in velocity space perpendicular to v_\perp as the result of this nonlinear phase mixing (Tatsuno et al, 2009; Bañón Navarro et al, 2011; Kawamori, 2013; Navarro et al, 2016; Cerri et al, 2018). Once these velocity-space structures are small enough, collisions can efficiently smooth them – see Equation (106) and the associated discussion – and thereby increase entropy and the perpendicular temperature of the ions.

4.2.3 Stochastic heating

Stochastic heating is a non-resonant energy-diffusion process. It arises from field fluctuations with spatial variations on the gyro-radius scale of the diffusing particles ($k_\perp \rho_j \sim 1$) and frequencies that are small compared to the gyro-frequency ($\omega_r \ll |\Omega_j|$) in a constant background magnetic field \mathbf{B}_0 (McChesney et al, 1987; Chen et al, 2001; Johnson and Cheng, 2001; Chaston et al, 2004; Fiksel et al, 2009).

If these fluctuations are low in amplitude, they induce only small perturbations in the particles' otherwise circular orbits. With increasing amplitude, however, the fluctuations increasingly distort the gyro-orbits. If the amplitude of the gyro-scale fluctuations is so large that the orbits become stochastic in the plane perpendicular to \mathbf{B}_0 , particles experience stochastic increases and decreases in their kinetic energy due to the fluctuations' electric fields. Consequently, the particles diffuse in v_\perp^2 , which corresponds to perpendicular heating

¹⁵ Although Equation (161) was derived under the assumption of a Maxwellian background distribution, Kunz et al (2018) derive an expression for dW/dt assuming a drifting bi-Maxwellian $f_{0j} = f_{bM}$.

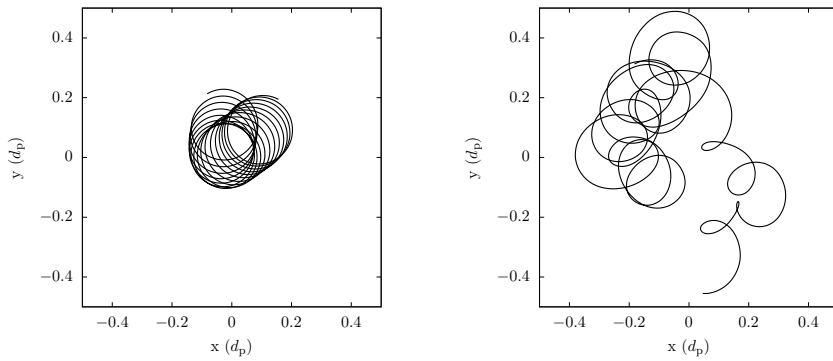


Fig. 16 Trajectories of test particles in the plane perpendicular to \mathbf{B}_0 . We use a setup similar to the kinetic-Alfvén-wave (KAW) simulations of stochastic heating described by Chandran et al (2010). In the left panel, we show solutions for a thermal-proton trajectory when the amplitude of the Alfvénic fluctuations at $k_{\perp}\rho_p \approx 1$ is small. The proton drifts due to the large-scale Alfvénic fluctuations, but its gyro-motion is still circular to first order. In the right panel, we show the same solutions but with an amplitude of the gyro-scale KAW fluctuations that is by a factor of five greater than in the left panel. The gyro-motion is strongly perturbed and becomes stochastic, creating the conditions for *stochastic heating*.

(Chandran et al, 2010; Klein and Chandran, 2016). This process is consistent with observations of solar-wind protons (Bourouaine and Chandran, 2013; Martinović et al, 2019) and minor-ion temperatures and drifts (Chandran, 2010; Wang et al, 2011; Chandran et al, 2013).

Figure 16 shows the orbits of two thermal protons in test-particle simulations of stochastic heating based on a superposition of randomly-phased kinetic Alfvén waves (KAWs; see Sect. 4.3.2). If the amplitude of the gyro-scale fluctuations is small (left panel), the magnetic moment is conserved and the particle trajectory corresponds to a drifting quasi-circular motion. If the amplitude of the gyro-scale fluctuations is large (right panel), the magnetic moment is no longer conserved. As a result, the particle’s trajectory becomes stochastic, which corresponds to stochastic heating through the waves’ electric fields.

The mechanisms of stochastic proton heating are different in the low- β_p regime and in the high- β_p regime. In plasmas with low β_p , the proton orbits become stochastic mainly due to spatial variations in the electrostatic potential, and the protons gain primarily energy from the slow temporal variations in the electrostatic potential associated with the fluctuations (Chandran et al, 2010). In plasmas with high β_p , the proton orbits become stochastic mainly due to spatial variations in the magnetic field, and the protons primarily gain energy from the solenoidal component of the electric field (Hoppock et al, 2018). Despite these differences, stochastic heating remains a universal candidate process to explain ion heating in the direction perpendicular to \mathbf{B}_0 in weakly collisional plasmas.

4.3 Wave types in the solar wind

In this section, we discuss large-scale *Alfvén waves*, *kinetic Alfvén waves*, *Alfvén/ion-cyclotron waves*, *slow modes*, and *fast modes*, which are the most important wave types for the multi-scale dynamics of the solar wind. We note that the nomenclature of wave types is not universal and that different names are commonly used for waves of the same type depending on their location in wavevector space (e.g., TenBarge et al, 2012, Fig. 1).

4.3.1 Large-scale Alfvén waves

Alfvén waves are electromagnetic plasma waves for which magnetic tension serves as the restoring force (Alfvén, 1942, 1943). To first order, these waves are non-compressive. At large scales (i.e., $kd_p \ll 1$ and $k\rho_p \ll 1$), Alfvén waves obey the linear dispersion relation

$$\omega = \pm |k_{\parallel}| v_A^*, \quad (162)$$

where the upper (lower) sign corresponds to propagation parallel (anti-parallel) to \mathbf{B}_0 , and $v_A^* \equiv B_0/\sqrt{4\pi\rho}$ is the MHD Alfvén speed. The group-velocity vector is parallel or anti-parallel to \mathbf{B}_0 , and large-scale Alfvén waves are only weakly damped in a plasma with Maxwellian distribution functions. The fluctuating magnetic-field vector $\delta\mathbf{B}$ is perpendicular to \mathbf{k} and \mathbf{B}_0 . Alfvén waves are characterized by negligible fluctuations in n_j (i.e., they are non-compressive) and $B \equiv |\mathbf{B}|$, but an (anti-)correlation between velocity fluctuations $\delta\mathbf{U}_j$ and magnetic-field fluctuations $\delta\mathbf{B}$. In the MHD approximation, this polarization property is given by

$$\frac{\delta\mathbf{U}}{v_A^*} = \mp \frac{\delta\mathbf{B}}{B_0}. \quad (163)$$

In the solar wind, the center-of-mass frame, in which we define ω and \mathbf{k} , is dominated by the proton flow so that $\mathbf{U} \approx \mathbf{U}_p$ and $\rho \approx n_p m_p$. Therefore, Equation (163) is approximately $\delta\mathbf{U}_p/v_{Ap} \approx \mp \delta\mathbf{B}/B_0$. Observations of the vector components of the plasma velocity and the magnetic field in the solar wind often exhibit this polarization (Unti and Neugebauer, 1968; Belcher et al, 1969; Belcher and Davis, 1971; Bruno et al, 1985; Velli and Pruneti, 1997; Chandran et al, 2009; Boldyrev and Perez, 2012; He et al, 2012b,a; Podesta and TenBarge, 2012), and we illustrate one such example in Fig. 17. In fact, since this polarization characterizes the majority of the solar wind's large-scale fluctuations, its large-scale turbulence is believed to be Alfvén-wave-like turbulence (see Sect. 5.2). At large scales, the amplitudes of the Alfvénic fluctuations in the solar wind are often so large that their behavior becomes nonlinear. Their polarization fulfills $B = \text{constant}$, while the magnetic-field and velocity vectors often show a spherical or arc-like polarization (Tsurutani et al, 1994; Riley et al, 1996; Vasquez and Hollweg, 1996). Although Alfvén waves predominantly occur in the fast solar wind, D'Amicis and Bruno (2015) identify a type of slow wind that also carries large-amplitude Alfvén waves and

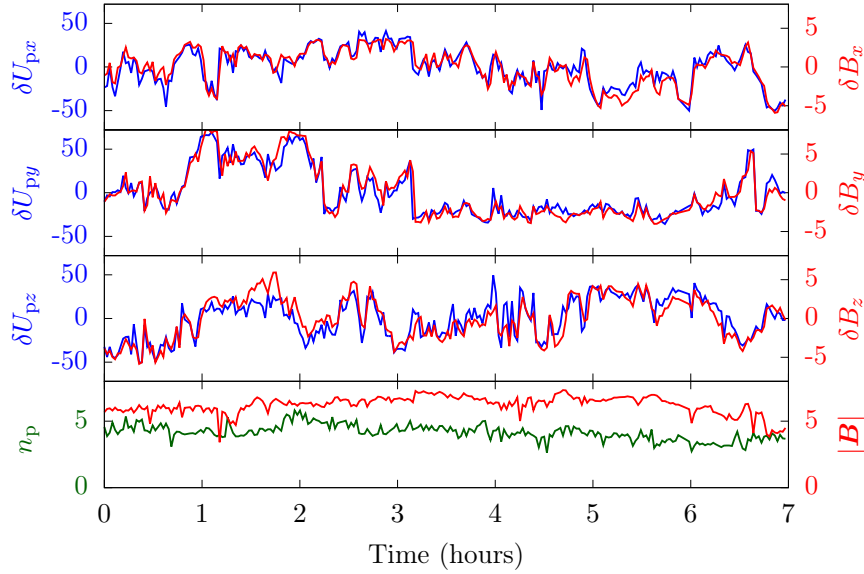


Fig. 17 Alfvénic correlations between $\delta\mathbf{U}_p$ and $\delta\mathbf{B}$. We show data from the Wind spacecraft’s SWE and MFI instruments starting at 18:01:59 on 2018-05-06 for a total duration of seven hours. The top three panels show the three components of the vector velocity (km/s; blue) and magnetic-field (nT; red) fluctuations. The vector components are positively correlated in this example. The bottom panel shows that the density (cm^{-3} ; green) and the absolute value of the magnetic field (nT; red) stay approximately constant.

shows many other characteristics usually associated with fast wind (D’Amicis et al, 2019).

We note that left-circularly polarized and parallel-propagating Alfvén waves are a solution of the full nonlinear MHD and multi-fluid equations (Marsch and Verscharen, 2011). At large scales, these waves follow a polarization relation that follows directly from the multi-fluid equations:

$$\frac{\delta\mathbf{U}_j}{v_A^*} = \mp \left(1 \mp \frac{U_{\parallel j}}{v_A^*} \right) \frac{\delta\mathbf{B}}{B_0}, \quad (164)$$

where the upper and lower signs describe the propagation direction as in Equation (162). Equation (164) shows that a particle species with $U_{\parallel j} \approx v_A^*$ does not participate in the bulk-velocity polarization motion associated with parallel-propagating large-scale Alfvén waves: in the reference frame of these particles, the wave has no electric field. Observations confirm that α -particles (see Sect. 1.4.4) with $U_{\parallel\alpha} \approx v_A^*$ exhibit $\delta\mathbf{U}_\alpha \approx 0$, which is an effect known as *surfing α -particles* (Marsch et al, 1982a; Goldstein et al, 1995; Matteini et al, 2015b).

There are two extensions of the Alfvén wave to smaller scales: the kinetic Alfvén wave (KAW) at $k_\perp \rho_p \gtrsim 1$ and $k_\perp \gg k_\parallel$, and the Alfvén/ion-cyclotron (A/IC) wave at $k_\parallel d_p \gtrsim 1$ and $k_\perp \ll k_\parallel$. Although KAWs and A/IC waves

belong to the Alfvén-wave family (Andre, 1985; Yoon and Fang, 2008; Klein and Howes, 2015), we discuss them separately in the following two sections due to their great importance for the physics of the solar wind.

4.3.2 Kinetic Alfvén waves

Kinetic Alfvén waves (KAWs) are the short-wavelength extension of the Alfvén-wave branch for $k_{\perp} \gg k_{\parallel}$. This type of wave has received much attention since large-scale turbulence in the solar wind is Alfvén-wave-like and supports a cascade with increasing anisotropy toward $k_{\perp} \gg k_{\parallel}$ (see Sect. 5.2). Thus, KAWs are the prime candidate for extending the Alfvénic cascade to small scales.

When $k_{\perp} \rho_p \gtrsim 1$, finite-Larmor-radius effects modify the properties of the Alfvén wave. The linear KAW dispersion relation in the gyrokinetic limit with isotropic temperatures is given by (Howes et al, 2006)

$$\omega = \pm \frac{|k_{\parallel}| v_{Ap} k_{\perp} \rho_p}{\sqrt{\beta_p + \frac{2}{1 + T_e/T_p}}}. \quad (165)$$

KAWs are electromagnetic, are elliptically right-hand polarized, and have a frequency $\ll \Omega_p$ in this limit. While large-scale Alfvén waves are non-compressive, KAWs exhibit fluctuations in the particle density n_j and the magnetic-field strength B . Observations of polarization properties of proton-scale and sub-proton-scale fluctuations in the solar wind and other space plasmas often find an agreement with the predicted KAW polarization (Bale et al, 2005; Salem et al, 2012; Chen et al, 2013; Podesta, 2013; Roberts et al, 2013; Klein et al, 2014b; Šafránková et al, 2019; Zhu et al, 2019).

The compressive behavior of KAWs introduces fluctuations in the parallel electric field, allowing KAWs to experience Landau damping (see Sect. 4.2.1). Hybrid fluid-gyrokinetic simulations suggest that KAW turbulence leads to preferential electron heating at low β_p and to preferential ion heating at high β_p (Kawazura et al, 2019). At low β_p , thermal protons do not satisfy the Landau-resonance condition according to Equation (157) with $n = 0$. In this case, the KAW turbulence cascades to even smaller scales, ultimately leading to preferential electron heating through electron Landau damping and subsequent collisions. At the same time, nonlinear phase mixing of the ions (see Sect. 4.2.2) creates smaller structures in the ions' v_{\perp} distribution, which eventually dissipate via collisions and perpendicularly heat the ions. At high β_p , KAWs efficiently dissipate through proton Landau damping and subsequent collisions, which result in preferential parallel proton heating (Quataert, 1998; Leamon et al, 1999; Howes, 2010; Plunk, 2013; TenBarge et al, 2013; He et al, 2015; Told et al, 2015; Hughes et al, 2017; Howes et al, 2018). Under certain conditions, KAW turbulence approaches the local ion-cyclotron frequency in the plasma frame, at which point perpendicular ion heating through cyclotron-resonant processes (see Sect. 4.2.1) occurs (Arzamasskiy et al, 2019).

In their stochastic-heating model (see Sect. 4.2.3), Chandran et al (2010) determine the proton heating rate for stochastic heating by KAWs in low- β_p plasma to be

$$Q_{\perp} = c_1 \frac{(\delta v_{\rho})^3}{\rho_p} \exp\left(-\frac{c_2}{\bar{\epsilon}}\right), \quad (166)$$

where the empirical factors c_1 and c_2 are constants, δv_{ρ} is the amplitude of the gyro-scale fluctuations in the $\mathbf{E} \times \mathbf{B}$ velocity, and $\bar{\epsilon} \equiv \delta v_{\rho}/w_{\perp p}$. Test-particle simulations using plasma parameters consistent with low- β_p solar-wind streams suggest that $c_1 \approx 0.75$ and $c_2 \approx 0.34$ (Chandran et al, 2010), while reduced MHD simulations suggest larger values for c_1 and smaller values for c_2 (Xia et al, 2013).

In intermediate- to high- β_p plasma ($1 \lesssim \beta_p \lesssim 30$), the stochastic KAW proton heating rate is given by (Hoppock et al, 2018)

$$Q_{\perp} = \sigma_1 \frac{(\delta v_{\rho})^3}{\rho_p} \sqrt{\beta_p} \exp\left(-\frac{\sigma_2}{\bar{\delta}}\right), \quad (167)$$

where σ_1 and σ_2 are constants, $\bar{\delta} \equiv \delta B_{\rho}/B_0$, and δB_{ρ} is the amplitude of gyro-scale fluctuations in the magnetic field. Test-particle simulations suggest that $\sigma_1 = 5$ and $\sigma_2 = 0.21$.¹⁶

4.3.3 Alfvén/ion-cyclotron waves

Alfvén/ion-cyclotron (A/IC) waves are the short-wavelength extension of the Alfvén-wave branch for $k_{\parallel} \gg k_{\perp}$. The anisotropic Alfvénic turbulent cascade on its own cannot generate A/IC waves. However, A/IC waves have received considerable attention due to their ability to heat ions preferentially in the direction perpendicular to \mathbf{B}_0 through cyclotron resonance (see Sect. 4.2.1; Dusenbery and Hollweg, 1981; Isenberg and Hollweg, 1983; Gomberoff and Elgueta, 1991; Hollweg, 1999; Araneda et al, 2009; Rudakov et al, 2012).

The linear dispersion relation for quasi-parallel A/IC waves in the cold-plasma limit (i.e., $\beta_j \rightarrow 0$) is given by (Verscharen, 2012)

$$\frac{\omega_r}{\Omega_p} = \pm \frac{k^2 d_p^2}{2} \left(\sqrt{1 + \frac{4}{k^2 d_p^2}} - 1 \right). \quad (168)$$

In this regime, the A/IC wave is also known as the *L-mode*. The frequency is always less than Ω_p , and the quasi-parallel A/IC wave is almost fully left-circularly polarized – the same sense of rotation as the cyclotron motion of positively charged particles. This polarization accounts for the frequency cutoff at the proton cyclotron frequency, above which plasmas are opaque to A/IC waves. For finite-temperature plasmas, ω_r asymptotes to an even smaller value

¹⁶ The use of $\bar{\epsilon}$ in Equation (166) and $\bar{\delta}$ in Equation (167) reflects the importance of the two different stochastization mechanisms discussed in Sect. 4.2.3: the electrostatic potential in low- β_p plasmas and the magnetic field in high- β_p plasmas.

than Ω_p since, with increasing temperature, an increasing number of particles resonate with the Doppler-shifted wave frequency in their reference frame.

The amplitudes of the perpendicular components of the fluctuating proton and electron bulk velocities are equal in the limit of $k \rightarrow 0$. The amplitude of the perpendicular proton bulk velocity then increases as $\omega_r \rightarrow \Omega_p$, while the amplitude of the perpendicular electron bulk velocity remains approximately constant. Therefore, the proton contribution to the polarization current increases with ω_r , until the protons carry most of the current.

The inherent ambiguities of single-spacecraft measurements (see Sect. 2.6) complicate the identification of A/IC waves within background solar-wind turbulence. However, *A/IC-storms* have been observed as enhancements in the magnetic-field power spectrum at $\omega_r \lesssim \Omega_p$ with predominantly left-handed polarization (Jian et al, 2009, 2010; He et al, 2011; Jian et al, 2014; Boardsen et al, 2015; Wicks et al, 2016).

A/IC waves damp on particles that fulfill the cyclotron-resonance condition according to Equation (157) in Sect. 4.2.1 with $n = +1$,

$$\omega_r = k_{\parallel} v_{\parallel} + \Omega_p. \quad (169)$$

This effect heats ions very efficiently in the perpendicular direction. More specifically, the quasilinear pitch-angle diffusion through the $n = +1$ resonance creates a characteristic *plateau* along pitch-angle gradients, which has often been observed in the fast solar wind (Cranmer, 2001; Isenberg, 2001; Marsch and Tu, 2001; Tu and Marsch, 2001; Hollweg and Isenberg, 2002; Gary et al, 2005; Kasper et al, 2013; Cranmer, 2014; Woodham et al, 2018). These observations strongly support the A/IC-heating scenario, but difficulties remain in explaining the origin of these waves in the solar wind. Microinstabilities may play an important role in the generation of A/IC waves as we discuss in Sect. 6.

4.3.4 Slow modes

Although most solar-wind fluctuations are non-compressive, about 2% of the fluctuating power is in compressive modes in the inertial range (Chen, 2016; Šafránková et al, 2019). Due to its polarization properties, the slow mode is a major candidate to explain these compressive fluctuations.

The linear dispersion relation of slow modes in the MHD limit is given by

$$\omega_r = \pm k C_{\pm}, \quad (170)$$

where

$$C_{\pm} \equiv v_A^* \left[\frac{1}{2} \left(1 + \frac{\kappa}{2} \beta_p \right) \pm \frac{1}{2} \sqrt{\left(1 + \frac{\kappa}{2} \beta_p \right)^2 - 2\kappa\beta_p \cos^2 \theta} \right]^{1/2} \quad (171)$$

is the fast (upper sign; see Sect. 4.3.5) and slow (lower sign) magnetosonic speed, κ is the polytropic index, and θ is the angle between \mathbf{k} and \mathbf{B}_0 . Oblique

MHD slow modes at $\beta_p < 2/\kappa$ are characterized by an anti-correlation between fluctuations in density δn_j and magnetic-field strength $\delta|\mathbf{B}|$. In this limit, the mode is largely acoustic in nature, and the mode's velocity perturbation is closely aligned with \mathbf{B}_0 . In the high- β_p limit, the MHD slow mode is largely tensional in nature, and the mode's velocity perturbation $\delta\mathbf{U}$ is then predominantly (anti-)parallel to \mathbf{B}_0 . In both of these limits of the MHD slow wave, the vector $\delta\mathbf{B}$ lies in the \mathbf{k} - \mathbf{B}_0 plane. In the limit of $\theta = 0^\circ$, the MHD slow wave is either a pure acoustic wave with $\delta\mathbf{B} = 0$ when $\beta_p < 2\kappa$ or degenerate with the Alfvén wave when $\beta_p > 2\kappa$. In the limit of $\theta = 90^\circ$, the slow mode does not propagate.

Polarization properties are often more useful than phase speeds in defining the type of plasma wave. Therefore, we more generally define slow modes as the solutions to the dispersion relation that exhibit the anti-correlation between δn_j and $\delta|\mathbf{B}|$ that characterizes the MHD slow mode's low- β_p limit. In kinetic theory, two solutions exhibit this anti-correlation.¹⁷ We consequently identify both of them with the *kinetic slow mode* (Verscharen et al, 2017).

The first solution is the *ion-acoustic wave* (Narita and Marsch, 2015), which obeys the linear dispersion relation

$$\omega_r = \pm |k_{\parallel}| \sqrt{\frac{3k_B T_{\parallel p} + k_B T_{\parallel e}}{m_p}} \quad (172)$$

which can be obtained in the gyrokinetic limit (Verscharen et al, 2017). The phase speed of this wave is the ion-acoustic speed, which indicates that the parallel pressures of protons and electrons provide this mode's restoring force, while the proton mass provides its inertial force. The protons behave like a one-dimensional adiabatic fluid since $\kappa_p = 3$, while the electrons behave like an isothermal fluid since $\kappa_e = 1$, where κ_j is the polytropic index of species j .

The second type of kinetic slow mode is the *non-propagating mode*,¹⁸ which obeys the linear dispersion relation

$$\omega_r = 0. \quad (173)$$

If any plasma species has a sufficiently strong temperature anisotropy with $T_{\perp j} > T_{\parallel j}$, the non-propagating mode can become unstable and then gives rise to the mirror-mode instability (see Sect. 6.1.1).

The anti-correlation of δn_j and $\delta|\mathbf{B}|$, which defines slow modes, is frequently observed in the solar wind (Yao et al, 2011; Kellogg and Horbury, 2005; Chen et al, 2012b; Howes et al, 2012; Klein et al, 2012; Roberts et al,

¹⁷ In fact, kinetic linear theory has an infinite number of solutions with this anti-correlation. However, almost all of them are so heavily damped with $|\gamma| \gg |\omega_r|$ that they are irrelevant for all practical purposes to the solar wind.

¹⁸ The non-propagating kinetic slow mode is sometimes called the kinetic *entropy mode* in reference to the non-propagating MHD entropy mode. Although both modes share this non-propagating behavior, the MHD entropy mode is different from the kinetic slow mode in the sense that it does not exhibit variations in $\delta|\mathbf{B}|$.

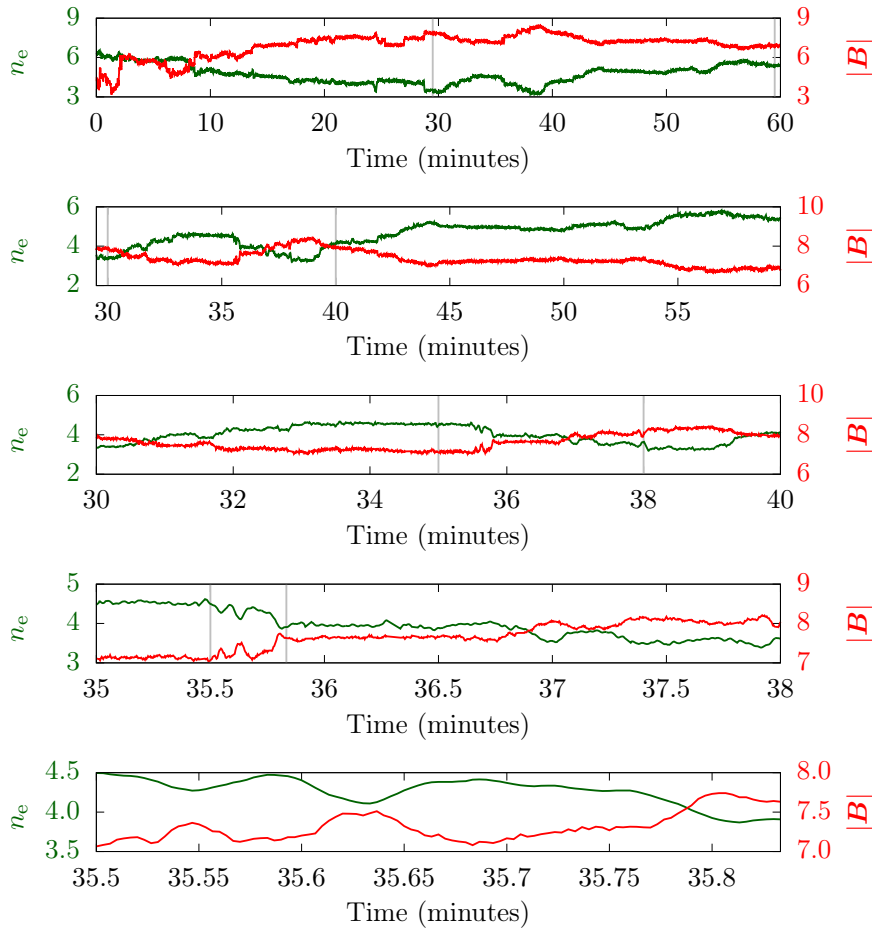


Fig. 18 Time series of n_e (cm^{-3} ; green) and $|\mathbf{B}|$ (nT; red) in the solar wind on multiple scales, each of which has fluctuations that clearly exhibit the anti-correlation between δn_e and $\delta |\mathbf{B}|$ that characterizes slow waves. These panels show data from the Cluster EFW and FGM instruments measured for one hour starting at 22:30:00 on 2001-04-05. Following the technique by Yao et al (2011), we show from top to bottom decreasing interval lengths. The gray lines in each plot indicate the start and end points of the interval shown in the plot immediately below it. We use a running average to filter the spacecraft spin tones from the data.

2017; Yang et al, 2017a; Roberts et al, 2018). Figure 18 shows a period of solar-wind measurements that exemplify this anti-correlation over a wide range of scales.

Ion-acoustic waves mainly damp through Landau damping (Barnes, 1966). Since the mode's phase speed is of order the proton thermal speed (unless $T_{\parallel e} \gg T_{\parallel p}$), the ion-acoustic mode predominantly heats ions in the field-parallel direction. We note that the damping rate of slow modes is significant even at scales $\gg d_p$. On this basis, slow modes have at times been rejected as

candidates for the compressive fluctuations in the solar wind. Nevertheless, at very large angles between \mathbf{k} and \mathbf{B}_0 , the damping rate decreases significantly, and the ion-acoustic wave and the MHD slow wave no longer propagate. Instead, they become non-propagating structures that exhibit pressure balance,

$$P_{\text{tot}} \equiv P + \frac{B^2}{8\pi} = \text{constant}. \quad (174)$$

These *pressure-balanced structures* have been observed often and across many scales both in the solar wind and in plasma simulations (Burlaga and Ogilvie, 1970; Marsch and Tu, 1990b, 1993; Tu and Marsch, 1994; Bavassano et al, 2004; Verscharen et al, 2012a; Yao et al, 2013a,b). A recent study suggests that slow modes also play an important role in how low-frequency, low- β_j plasma turbulence partitions heating between ions and electrons (Schekochihin et al, 2019).

4.3.5 Fast modes

Fast modes are another type of compressive fluctuation, although they are non-compressive in parallel propagation. Their linear dispersion relation in the MHD approximation is given by

$$\omega_r = \pm k C_+, \quad (175)$$

where C_+ is the fast magnetosonic speed according to Equation (171). Oblique MHD fast modes at $\beta_p < 2/\kappa$ are characterized by a positive correlation between fluctuations in density δn_j and magnetic-field strength $\delta|\mathbf{B}|$. In this limit, the mode's restoring force is a combination of the total-pressure-gradient force and the magnetic-tension force, and its velocity perturbation $\delta\mathbf{U}$ lies in the $\mathbf{k}\text{-}\mathbf{B}_0$ plane. In the high- β_p limit, the MHD fast mode is largely acoustic in nature, and the mode's velocity perturbation $\delta\mathbf{U}$ is mainly parallel to \mathbf{k} . In the limit of $\theta = 0^\circ$, the MHD fast wave is either degenerate with the Alfvén wave when $\beta_p < 2\kappa$ or a purely acoustic wave with its velocity perturbation $\delta\mathbf{U}$ parallel to \mathbf{k} when $\beta_p > 2\kappa$. In the limit of $\theta = 90^\circ$, the MHD fast mode is a magnetoacoustic pressure wave. In the MHD fast wave, the vector $\delta\mathbf{B}$ lies in the $\mathbf{k}\text{-}\mathbf{B}_0$ plane. Analogous to the case of generalized slow modes, we define fast modes as the solutions to the linear dispersion relation that exhibit a characteristic positive correlation between δn_j and $\delta|\mathbf{B}|$ known from the low- β_p limit of the MHD fast mode.

On smaller scales, the fast-mode family includes the *whistler mode*, the *lower-hybrid mode*, and the *kinetic magnetosonic mode*. We refer to all modes of this family as *fast-magnetosonic/whistler (FM/W) waves*. In the limit $kd_e \ll 1$ in a cold plasma with quasi-parallel direction of propagation, the linear FM/W-wave dispersion relation is approximately given by

$$\frac{\omega_r}{\Omega_p} = \pm \frac{k^2 d_p^2}{2} \left(\sqrt{1 + \frac{4}{k^2 d_p^2}} + 1 \right), \quad (176)$$

which connects to the Alfvén-wave branch at small k as in Equation (168). The quasi-parallel FM/W wave is also known as the *R-mode*. In the limit $kd_p \gg 1$ and allowing for oblique propagation with $\cos^2 \theta \gtrsim m_e/m_p$, the cold-plasma FM/W-wave dispersion relation can be approximated by

$$\frac{\omega_r}{|\Omega_e|} \approx \pm \frac{k|k_{\parallel}|d_e^2}{1 + k^2 d_e^2}. \quad (177)$$

In the limit $k \rightarrow \infty$, this dispersion relation asymptotes toward $\sim |\Omega_e| \cos \theta$. In this regime, the FM/W wave is known as the whistler wave. The amplitudes of the perpendicular components of the fluctuating proton and electron bulk velocities are equal in the limit of $k \rightarrow 0$. The amplitude of the fluctuations in the perpendicular electron bulk velocity then increases as $\omega_r \rightarrow |\Omega_e|$ while the amplitude of the fluctuations in the perpendicular proton bulk velocity decreases until the proton bulk velocity is almost zero. Therefore, the electron contribution to the polarization current increases with ω_r until the electrons carry most of the current. The electrons remain magnetized at these frequencies, while the protons are unmagnetized. The phase speed of whistler waves is proportional to k , so waves with a higher frequency travel faster than waves with a lower frequency. This strongly dispersive behavior of whistler waves is responsible for their name since they were first discovered as whistling sounds with decreasing pitch in radio measurements of ionospheric disturbances caused by lightning (Barkhausen, 1919; Storey, 1953).

In the highly-oblique limit ($\cos^2 \theta \lesssim m_e/m_p$), the FM/W wave corresponds to the lower-hybrid wave. A useful approximation for its linear dispersion relation in the cold-plasma limit is (Verdon et al, 2009)

$$\frac{\omega_r^2}{\omega_{\text{LH}}^2} \approx \frac{1}{1 + \omega_e^2/k^2 c^2} \left(1 + \frac{m_p}{m_e} \frac{\cos^2 \theta}{1 + \omega_{pe}^2/k^2 c^2} \right), \quad (178)$$

where

$$\omega_{\text{LH}} \equiv \frac{\omega_{\text{pp}}}{\sqrt{1 + \frac{\omega_{pe}^2}{\Omega_e^2}}} \quad (179)$$

is the *lower-hybrid frequency*. Under typical solar-wind conditions, $\beta_p \gtrsim 10^{-3}$, and the lower-hybrid wave is very strongly Landau-damped. However, this mode may be driven unstable by certain electron configurations and thus account for some of the electrostatic noise observed in the solar wind (Marsch and Chang, 1982; Lakhina, 1985; Migliuolo, 1985; McMillan and Cairns, 2006).

Quasi-parallel FM/W waves are right-hand polarized – the same sense of rotation as the cyclotron motion of electrons. This polarization results in a frequency cutoff at the electron gyro-frequency. FM/W waves are almost undamped at ion scales ($kd_e \ll 1$). When they reach the electron scales, they cyclotron-resonate with thermal electrons very efficiently through the $n = -1$ resonance (see Sect. 4.2.1). This leads to efficient perpendicular electron heating. Oblique FM/W modes can resonate with ions through other resonances, including the Landau resonance with $n = 0$.

Quasi-perpendicular FM/W waves have been an alternative candidate to KAWs for explaining the observed solar-wind fluctuations at $k_{\perp}\rho_p \gtrsim 1$ (Coroniti et al, 1982; He et al, 2012a; Sahraoui et al, 2012; Narita et al, 2016). However, their existence is unlikely to result from the large-scale Alfvénic cascade since this scenario would necessitate a transition from Alfvénic modes to fast modes at some point in the cascade. The solar wind only rarely exhibits pronounced time intervals with a positive correlation between δn_j and $\delta|\mathbf{B}|$ at large scales (Klein et al, 2012). However, a number of observations of polarization properties of fluctuations reveal occasional consistency with the predictions for FM/W waves (Beinroth and Neubauer, 1981; Marsch and Bourouaine, 2011; Chang et al, 2014; Gary et al, 2016a; Narita et al, 2016). FM/W modes may be the result of a class of microinstabilities (see Sects. 6.1.1 and 6.1.2) and thus may be important for the thermodynamics of the solar wind beyond the turbulent cascade.

5 Plasma turbulence

After a brief introduction to the phenomenology of plasma turbulence in Sect. 5.1, we discuss the important concepts of wave turbulence in Sect. 5.2 and critical balance in Sect. 5.3. Section 5.4 closes our description of turbulence with a brief discussion of more advanced topics. There are many excellent textbooks and review articles on plasma turbulence (e.g., Tu and Marsch, 1995; Bavassano, 1996; Petrosyan et al, 2010; Bruno and Carbone, 2013). We refer the reader to this literature for a deeper discussion of the topic.

5.1 Phenomenology of plasma turbulence in the solar wind

Turbulence is a state of fluids in which their characteristic quantities such as their velocity or density fluctuate in an effectively unpredictable way.¹⁹ Fluids with low viscosity transition easily into a turbulent flow pattern. Turbulence is inherently a multi-scale phenomenon. Energy enters the system at large scales. Nonlinear interactions between fluctuations on comparable scales then transfer the energy to fluctuations on different scales with a net transfer of energy to smaller and smaller scales. This cascade of energy occurs through the interaction of neighboring eddies in the fluid that break up into smaller eddies. At the smallest scales, the fluctuations eventually dissipate into heat through collisions and raise the medium’s entropy. In a neutral fluid, the injection at large scales may represent a slow (compared to the characteristic time associated with the turbulent cascade) stirring mechanism. The dissipation is a consequence of the viscous interaction, which strengthens with decreasing scale. Turbulence in a plasma, however, is different from turbulence in a neutral

¹⁹ We use the term “unpredictable” here to refer to the statistic nature of turbulence and the notion of randomness (Leslie, 1973). The fluctuations in these quantities are still bound within certain limits and exhibit correlations.

fluid due to the additional, electromagnetic interactions and the presence of additional, non-viscous dissipation channels at the characteristic plasma scales (ρ_j , d_j , λ_j , etc.). The solar wind, due to its low collisionality, exemplifies such a turbulent plasma.

The multi-scale nature of turbulence leads to a broad power-law in the power spectral density of the fluctuating quantities. For fluid turbulence, a dimensional scale analysis shows that the power spectral density in the *inertial range*, which is the range of scales between the large *injection scales* and the small *dissipation scales*, follows a power law in wavenumber k (see also Fig. 19). Kolmogorov (1941a,b) estimates the power index of the power spectral density of the fluid velocity fluctuations by employing the following dimensional analysis. He identifies the dissipation rate with the constant rate of energy transfer ϵ in the inertial range under steady-state conditions. For an eddy of size ℓ and velocity difference δU_ℓ across its extent, the characteristic time to turn over is approximately $\tau_{nl} \sim \ell/\delta U_\ell$. The transfer rate of energy density for this eddy, on the other hand, is related to the energy density \mathcal{E} through $\epsilon \sim \mathcal{E}/\tau_{nl} = \text{constant}$, where $\mathcal{E} \sim (\delta U_\ell)^2$. Combining these relations, we find $\mathcal{E} \sim (\epsilon\ell)^{2/3}$. Relating scale and wavenumber through $\ell \sim 1/k$ and defining the power spectral density as $E(k) \sim \mathcal{E}/k$ then leads to

$$E(k) \sim \epsilon^{2/3} k^{-5/3}. \quad (180)$$

Such a power law in k is characteristic of turbulent fluids. Indeed, spectra of the solar wind's magnetic field, which have been measured in progressively greater detail for decades, often exhibit this power law (Coleman, 1968; Kiyani et al, 2015). We show an exemplar power spectrum of solar-wind magnetic fluctuations in frequency in Fig. 19, which spans almost eight orders of magnitude in frequency (for other examples, see Leamon et al, 1998; Alexandrova et al, 2009; Sahraoui et al, 2010b; Bruno et al, 2017). We use the same instruments and data intervals in January and February of 2007 as Kiyani et al (2015) and compose a spectrum based on a direct fast Fourier analysis of a 58-day interval from ACE MFI, a 51-hour interval from ACE MFI, a 1-hour interval from Cluster 4 FGM, and the same 1-hour interval from Cluster 4 STAFF-SC. These time intervals are nested: each interval lies within the next longer time interval.

When a single spacecraft measures a time series of a fluctuating quantity, it cannot distinguish between local temporal variations and variations due to the convection of spatial structures over the spacecraft with the solar-wind speed. Even purely spatial variations appear as temporal variations, so a power spectrum in frequency reflects the combined effects of temporal and spatial variations (Taylor, 1938). More precisely, the Doppler shift connects the observed frequency f_{sc} of fluctuations in the spacecraft frame to the wavevector \mathbf{k} and the frequency f_0 of the fluctuations in the plasma frame through

$$f_{sc} = f_0 + \frac{1}{2\pi} \mathbf{k} \cdot \Delta \mathbf{U}, \quad (181)$$

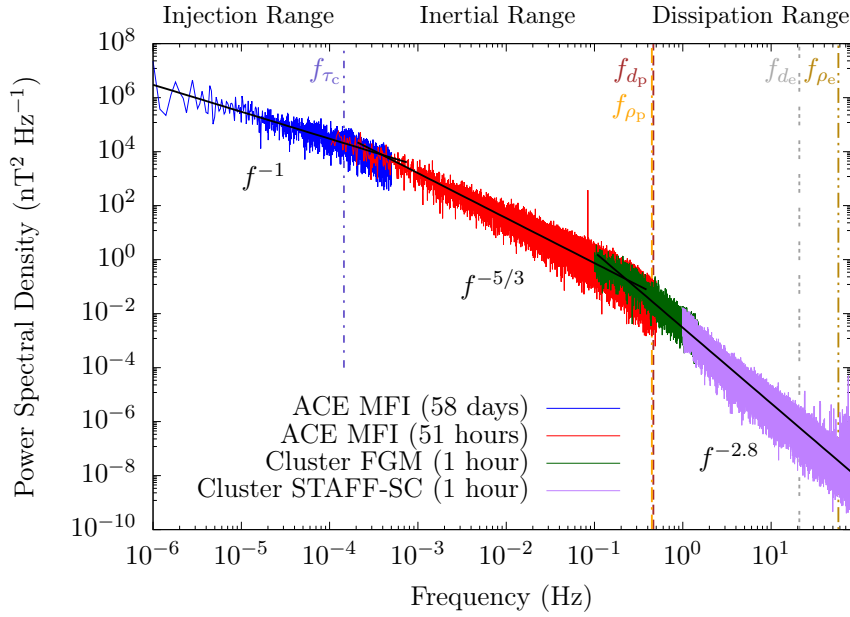


Fig. 19 Power spectral density of magnetic-field fluctuations in the solar wind during a time interval with $\beta_p \sim 1$. The black lines show power laws with the power indices -1 , $-5/3$, and -2.8 , which are characteristic of the injection, inertial, and dissipation ranges, respectively. The frequency is measured in the spacecraft reference frame. The average plasma parameters are $B = 4.528$ nT, $n_p = 1.02$ cm $^{-3}$, $n_e = 1.12$ cm $^{-3}$, $T_p = 1.26$ MK, $T_e = 0.138$ MK, and $U_p = 658$ km/s. After Kiyani et al (2015).

where $\Delta\mathbf{U}$ is the velocity difference between the spacecraft frame and the plasma frame. For low-frequency fluctuations (i.e., $f_0 \ll \mathbf{k} \cdot \Delta\mathbf{U}$), *Taylor's hypothesis* simplifies the Doppler-shift relationship in Equation (181) to

$$f_{sc} \approx \frac{1}{2\pi} \mathbf{k} \cdot \Delta\mathbf{U}, \quad (182)$$

which is often used in the analysis of solar-wind fluctuations (for a more detailed discussion of its applicability, see Howes et al, 2014b; Klein et al, 2014a, 2015; Bourouaine and Perez, 2018). In Fig. 19, we use Taylor's hypothesis to convert the convected frequencies associated with the scales d_j and ρ_j as $f_{d_j} \equiv U_p/2\pi d_j$ and $f_{\rho_j} \equiv U_p/2\pi\rho_j$, respectively, based on the average Cluster 4 FGM, CIS, and PEACE measurements during the 1-hour time interval used in this analysis. Figure 19 shows all three of the typical ranges observed in the solar wind. At the lowest frequencies ($f_{sc} \lesssim 10^{-4}$ Hz), is the injection range, which follows a power law with f_{sc}^{-1} . For comparison, we note that the expansion time of $\tau = 2.4$ d corresponds to a frequency of about 5×10^{-6} Hz, while the solar rotation period $\tau_{rot} = 25$ d corresponds to a frequency of about 5×10^{-7} Hz (see Sect. 1.1). The nature and origin of fluctuations in the injection range are not well understood (Matthaeus and Goldstein, 1986; Verdini

et al, 2012; Consolini et al, 2015). The fluctuations exhibit Alfvénic polarization properties (see Sect. 4.3.1) and $B \approx \text{constant}$ (Matteini et al, 2018; Bruno et al, 2019).

At intermediate frequencies ($10^{-4} \text{ Hz} \lesssim f_{\text{sc}} \lesssim 1 \text{ Hz}$), the inertial range of magnetic fluctuations approximately follows a power law with $f_{\text{sc}}^{-5/3}$, which roughly agrees with Kolmogorov’s theory according to Equation (180). Fluctuations in other quantities, such as bulk velocity (Boldyrev et al, 2011) and density (Kellogg and Horbury, 2005), have similar but not identical spectral indices compared to the magnetic fluctuations. The differences between the magnetic-field and velocity spectra are interpreted as resulting from significant residual energy being generated at large scales. At high frequencies ($f_{\text{sc}} \sim 1 \text{ Hz}$), the magnetic-field spectrum steepens again toward a power law approximately following $f_{\text{sc}}^{-2.8}$, which may indicate the beginning of the *dissipation range*. The power index at small scales varies, however, and the origin of this break is still unclear. Recent work suggests that there is a further transition at the electron scales toward an even steeper slope of the spectrum (Alexandrova et al, 2009; Sahraoui et al, 2009). The e-folding de-correlation time of the 51-hours time interval is $\tau_c = 18.3 \text{ min}$, and we define $f_{\tau_c} \equiv 1/2\pi\tau_c$ as the spacecraft frequency associated with the e-folding de-correlation length. Like most properties of the solar wind, the fluctuations change with distance from the Sun. For instance, solar-wind expansion causes the overall level of fluctuation amplitudes to decrease with distance (Bavassano et al, 1982; Burlaga and Goldstein, 1984). The power of the large-scale magnetic-field fluctuations beyond a few tens of R_{\odot} decreases approximately $\propto r^{-3}$ as predicted by WKB theory (Belcher and Burchsted, 1974; Hollweg, 1974). Moreover, the positions of the spectral breakpoints vary with distance (Matthaeus and Goldstein, 1982; Bavassano and Smith, 1986; Roberts et al, 1987). The spacecraft-frame frequency f_{b1} of the breakpoint between the injection range and the inertial range decreases with distance r from the Sun as $f_{\text{b1}} \propto r^{-1.5}$ (Bruno et al, 2009), while the frequency f_{b2} of the breakpoint between the inertial range and the dissipation range decreases as $f_{\text{b2}} \propto r^{-1.09}$ (Bruno and Trenchi, 2014).

The importance of damping and dissipation of plasma turbulence in the solar wind is underlined by the finding that the energy cascade rate through the inertial range in solar-wind turbulence (e.g., MacBride et al, 2008) is typically sufficient to explain the observed heating of the solar wind (see Sect. 1.4.6). These studies are based on the relationship found by Politano and Pouquet (1998), which estimates the energy transfer rate assuming isotropy, incompressibility, homogeneity, and equipartition between magnetic and kinetic energies. However, it is as yet unclear what underlying physics mechanisms heat the plasma through the damping and dissipation of the turbulent fluctuations.

5.2 Wave turbulence and its composition

In order to understand the effects of solar-wind turbulence on the multi-scale evolution of the plasma, we must determine the nature of the fluctuations.

Iroshnikov (1963) and Kraichnan (1965) suggest that *MHD turbulence* in a strongly magnetized medium is a manifestation of nonlinear collisions between counter-propagating Alfvén-wave packets. According to their statistically isotropic theory, the Alfvén-wave-collision mechanism leads to a power law of the magnetic-field spectrum with

$$E(k) \sim k^{-3/2} \quad (183)$$

in the inertial range. This work introduced the framework of *wave turbulence* (see also Howes et al, 2014a) into plasma-turbulence research. Wave turbulence accounts for the fact that a plasma, unlike a neutral fluid, carries plasma waves as linear normal modes for the system (see Sect. 4.1). The linear response of the system still plays a role in the dynamics of the turbulence, even though the evolution of the turbulence is nonlinear. Therefore, fluctuations in wave turbulence retain certain characteristics of the plasma’s linear normal modes such as propagation and polarization properties. In the wave-turbulence framework, the identification of the nature of plasma turbulence is thus informed by the identification of the dominant wave modes of the turbulence. As a caveat to this picture, we note that nonlinear interactions may generate fluctuations that are not (linear) normal modes of the system as those described in Sect. 4.3. These driven modes may behave unexpectedly, and linear theory does not predict their properties.

There are two important timescales associated with fluctuations in wave turbulence: the *linear time* τ_{lin} and the *nonlinear time* τ_{nl} . The linear time is associated with the evolution of the plasma’s dominant wave modes due to propagation along \mathbf{B}_0 . It is related to the wave frequency through

$$\tau_{\text{lin}} \sim \frac{1}{\omega_r}. \quad (184)$$

The nonlinear time is associated with the nonlinear interaction between the modes perpendicular to the field direction, which leads to the nonlinear cascade process. It is related to the perpendicular wavenumber k_{\perp} and the perpendicular fluctuations in velocity δU_{\perp} through

$$\tau_{\text{nl}} \sim \frac{1}{k_{\perp} \delta U_{\perp}}. \quad (185)$$

Turbulence is called *strong* when $\tau_{\text{lin}} \gtrsim \tau_{\text{nl}}$ and *weak* when $\tau_{\text{lin}} \ll \tau_{\text{nl}}$. Wave turbulence can exist in the strong and in the weak regime, and we emphasize that the terms *wave turbulence* and *weak turbulence* are not interchangeable.

In the weak-turbulence paradigm, the collision of two waves with frequencies ω_1 and ω_2 and with wavevectors \mathbf{k}_1 and \mathbf{k}_2 most efficiently leads to a resultant wave with frequency (Montgomery and Turner, 1981; Shebalin et al, 1983; Montgomery and Matthaeus, 1995)

$$\omega_3 = \omega_1 + \omega_2 \quad (186)$$

and wavevector

$$\mathbf{k}_3 = \mathbf{k}_1 + \mathbf{k}_2. \quad (187)$$

Assuming Alfvén waves with $\omega = \pm k_{\parallel} v_A^*$ (see Sect. 4.3.1), where $k_{\parallel} \equiv \mathbf{k} \cdot \mathbf{B}_0/B_0$, these wave–wave resonances cannot feed an MHD Alfvén-wave triad with $\omega_3 \neq 0$. Although k_{\perp} can increase, these triads lead to a situation with $k_{\parallel} \rightarrow 0$, where $k_{\perp} \equiv |\mathbf{k} - k_{\parallel} \mathbf{B}_0/B_0|$. This weak-turbulence process plays an important role in the onset of plasma turbulence because it creates increasingly perpendicular wavevectors. Indeed, spacecraft observations show a strong wavevector anisotropy with $k_{\perp} \gg k_{\parallel}$ in the solar wind for the majority of turbulent fluctuations (Dasso et al, 2005; Hamilton et al, 2008; Tessein et al, 2009; MacBride et al, 2010; Wicks et al, 2010; Chen et al, 2011; Ruiz et al, 2011; Chen et al, 2012a; Horbury et al, 2012; Oughton et al, 2015; Lacombe et al, 2017).

Indirect measurements of the *two-point correlation function*

$$R(\mathbf{r}) \equiv \langle \mathbf{B}(\mathbf{x}) \cdot \mathbf{B}(\mathbf{x} + \mathbf{r}) \rangle \quad (188)$$

and the *magnetic helicity*

$$H \equiv \int \mathbf{A} \cdot \mathbf{B} d^3\mathbf{x}, \quad (189)$$

where $\langle \dots \rangle$ indicates the average over many positions \mathbf{x} , and \mathbf{A} is the magnetic vector potential, independently reveal the existence of two highly-anisotropic components of turbulence (Matthaeus et al, 1990; Tu and Marsch, 1993; Bieber et al, 1996; Podesta and Gary, 2011b; He et al, 2012b). The first component consists of highly-oblique fluctuations with $k_{\perp} \gg k_{\parallel}$. The second component consists of fluctuations that are more field-aligned ($k_{\perp} \ll k_{\parallel}$) and have lower amplitudes. This discovery led to the notion of the simultaneous existence of two-dimensional ($k_{\parallel} \simeq 0$) turbulent fluctuations and slab ($k_{\perp} \simeq 0$) wave-like fluctuations. Although this *slab+2D model* successfully reproduces the bimodal nature of the fluctuations in the solar wind, it does not account for a broader distribution of power in three-dimensional wavevector space.

Since waves and turbulence are interlinked through the concept of wave turbulence, a good understanding of the linear properties of plasma waves (Sect. 4.3) is important to understand the nature of the fluctuations and their dissipation mechanisms. By combining these concepts, we achieve a deeper insight into the dissipation mechanisms of turbulence. Working in the framework of wave turbulence, however, we emphasize again that we refer to waves as both the classical linear wave modes and the carriers of the turbulent fluctuations in wave turbulence.

5.3 The concept of critical balance

Critical balance describes the state of strong wave turbulence in which the linear and the nonlinear timescales from Equations (184) and (185) are of the same order (Sridhar and Goldreich, 1994; Goldreich and Sridhar, 1995; Lithwick et al, 2007) :

$$\omega_r(k_{\parallel}, k_{\perp}) \sim k_{\perp} \delta U_{\perp}. \quad (190)$$

The physics justification for critical balance is based on a causality argument (Howes, 2015). Initially, a weak-turbulence interaction of two counter-propagating plasma waves as quantified in Equations (186) and (187) generates a pseudo-wave packet with $k_{\parallel} \simeq 0$ and with k_{\perp} greater than that of either of the first two waves. However, causality forbids the final state of the turbulence from being completely two-dimensional. If it were, two planes at different locations along the background magnetic field would have to be identical if truly $k_{\parallel} = 0$, which precludes any structure along \mathbf{B}_0 (Montgomery and Turner, 1982). These two arbitrary planes, though, can only be identical if they are able to causally communicate with each other, which occurs via the exchange of Alfvén waves between them. This interplay between the generation of smaller k_{\parallel} through weak-turbulence interactions and the requirement of causal connection along \mathbf{B}_0 creates a situation in which the timescale of the nonlinear interactions in one plane (i.e., τ_{nl}) is of order the timescale of the communication between the two planes (i.e., τ_{lin}). This describes the critical-balance condition in Equation (190). In this model, the wave collision creates a pseudo-wave packet with $k_{\parallel} \simeq 0$, which then interacts with another propagating wave from the pool of fluctuations. This results in a new propagating wave with an even higher k_{\perp} . This multi-wave process, mediated by pseudo-wave packets and propagating wave packets, generates anisotropy while still satisfying causality through the field-parallel propagating waves. This process fills the *critical-balance cone*, which is the wavevector space satisfying Equation (190), as it distributes power in three-dimensional wavevector space at increasing wavenumbers. Turbulence in the critical-balance state is still strong turbulence (rather than weak), notwithstanding that it retains properties of the associated plasma normal modes according to the wave-turbulence paradigm.

Although the justification of critical balance is still under debate (Matthaeus et al, 2014; Zank et al, 2017), there is a growing body of evidence from spacecraft measurements for the existence of conditions consistent with critical balance and wave turbulence in the solar wind (for a summary, see Chen, 2016). We note, however, that the fluctuations in the solar wind do not consist of only one prescribed type of fluctuations (quasi-parallel waves, non-propagating structures and vortices, critically balanced wave turbulence, etc.) but rather a combination of these.

The concept of critical balance can be further illustrated in the MHD approximation (see Sect. 1.4.2), which has a long and successful history in plasma-turbulence research. For *incompressible MHD turbulence* ($\nabla \cdot \mathbf{U} = 0$) consisting of transverse ($\delta\mathbf{B} \perp \mathbf{B}_0$ and $\delta\mathbf{U} \perp \mathbf{B}_0$) fluctuations, the Elsasser (1950) formulation of the MHD equations is a useful parameterization, which has been applied successfully to solar-wind measurements (Grappin et al, 1990; Marsch and Tu, 1990a). We define the *Elsasser variables*

$$\mathbf{z}^{\pm} \equiv \delta\mathbf{U} \mp \frac{\delta\mathbf{B}}{\sqrt{4\pi\rho}} \quad (191)$$

for forward (upper sign) and backward (lower sign) propagating Alfvén waves with respect to the background field \mathbf{B}_0 . Using these variables, we rewrite the

MHD momentum equation (51) and Faraday's law (52) as

$$\frac{\partial \mathbf{z}^\pm}{\partial t} \pm (\mathbf{v}_A^* \cdot \nabla) \mathbf{z}^\pm = - (\mathbf{z}^\mp \cdot \nabla) \mathbf{z}^\pm - \frac{1}{\rho} \nabla P_{\text{tot}}, \quad (192)$$

where $\mathbf{v}_A^* \equiv \mathbf{B}_0 / \sqrt{4\pi\rho}$ is the MHD Alfvén speed and $P_{\text{tot}} \equiv P + B^2/8\pi$. The terms on the left-hand side of Equation (192) represent the linear behavior of \mathbf{z}^\pm , while the terms on the right-hand side represent their nonlinear behavior. The linear terms are responsible for propagation effects, while the nonlinear terms are responsible for the cross-scale interactions, which are the building blocks of Alfvén-wave turbulence. Using Equations (184) and (185), we estimate the frequencies associated with the linear timescale τ_{lin} and the nonlinear timescale τ_{nl} from the spatial operators on \mathbf{z}^\pm in Equation (192) as

$$\frac{1}{\tau_{\text{lin}}} \sim (\mathbf{v}_A^* \cdot \nabla) \sim \frac{v_A^*}{\ell_{\parallel}} \quad (193)$$

and

$$\frac{1}{\tau_{\text{nl}}} \sim (\mathbf{z}^\mp \cdot \nabla) \sim \frac{\delta U}{\ell_{\perp}}, \quad (194)$$

where we define the characteristic scales ℓ_{\parallel} and ℓ_{\perp} parallel and perpendicular with respect to \mathbf{B}_0 . In critical balance, $\tau_{\text{lin}} \sim \tau_{\text{nl}}$ so that

$$\frac{\delta U}{\ell_{\perp}} \sim \frac{v_A^*}{\ell_{\parallel}}, \quad (195)$$

which corresponds to $k_{\perp} \delta U \sim k_{\parallel} v_A^*$ as in Equation (190). Critical balance predicts that the inertial-range power spectrum of magnetic-field fluctuations in the direction perpendicular to \mathbf{B}_0 follows the Kolmogorov slope given by Equation (180), where k is replaced by k_{\perp} . The inertial-range power spectrum of magnetic fluctuations in the direction parallel to \mathbf{B}_0 then follows $E(k_{\parallel}) \sim k_{\parallel}^{-2}$.

The phenomenological model of *dynamic alignment* describes an extension of critical balance (Boldyrev, 2005, 2006; Mallet et al, 2015). In this model, the turbulent velocity fluctuations $\delta \mathbf{U}$ increasingly align their directions with the directions of the magnetic-field fluctuations $\delta \mathbf{B}$ as the energy cascades toward smaller scales. This framework predicts two limits depending on the strength of the background magnetic field. If the background field is strong, the turbulent spectrum follows the Iroshnikov–Kraichnan slope given by Equation (183), where k is replaced by k_{\perp} , in the perpendicular direction. Conversely, if the background field is weak, the perpendicular spectrum follows the Kolmogorov slope given by Equation (180), where k is replaced by k_{\perp} . This prediction is consistent with MHD simulations of driven turbulence (Müller et al, 2003). In the fully aligned state, either \mathbf{z}^+ or \mathbf{z}^- is exactly zero, so nonlinear interactions cease.

5.4 Advanced topics

We briefly address three topics of great importance for solar-wind turbulence research that go beyond the direct focus of our review on the multi-scale nature of the solar wind: intermittency, reconnection, and anti-phase-mixing.

5.4.1 Intermittency

The two-point speed increment is defined as $\delta u(r) \equiv \langle U(x+r) - U(x) \rangle$, where x is the distance along a straight path through a volume of plasma and $\langle \dots \rangle$ is the average over many x . Though the probability distribution of $\delta u(r)$ in the solar wind has a Gaussian distribution at larger scales r , it exhibits non-Gaussian features at smaller r (Marsch and Tu, 1994; Sorriso-Valvo et al, 1999, 2001; Osman et al, 2014a). Specifically, the distribution develops enhanced tails, which indicate that sharp changes in velocity occur more frequently than predicted by Gaussian statistics. The increments in the magnetic field also exhibit this statistical property. These findings suggest that the solar-wind turbulence is *intermittent* (i.e., exhibiting bursty patches of increased turbulence) and forms localized regions of enhanced fluctuations.

The diagnostic called *Partial Variance of Increments (PVI)* is defined as (Greco et al, 2008)

$$\text{PVI} \equiv \frac{|\delta \mathbf{B}(t, \tau)|}{\sqrt{\langle |\delta \mathbf{B}(t, \tau)|^2 \rangle}}, \quad (196)$$

where $\delta \mathbf{B}(t, \tau) \equiv \mathbf{B}(t + \tau) - \mathbf{B}(t)$ is the magnetic-field increment in a time-series measurement of $\mathbf{B}(t)$ (Greco et al, 2018). PVI enables the identification of intermittency and allows for the statistical comparison of intermittency in plasma simulations and solar-wind observations (Wang et al, 2013; Greco et al, 2016). Large PVI values indicate *coherent structures*, which are organized and persistent turbulent flow patterns and are believed to be the building blocks of intermittency. Because non-linearities are locally quenched inside these coherent structures, they survive longer than the surrounding turbulence. The slow solar wind exhibits greater enhancements in PVI values than the fast solar wind (Servidio et al, 2011; Greco et al, 2012), which demonstrates that the slow solar wind contains a greater density of coherent structures than the fast solar wind (see also Bruno et al, 2003). Regions of increased plasma heating and non-Maxwellian features in the particle distribution functions tend to occur in and around coherent structures (Osman et al, 2011; Wan et al, 2012; Karimabadi et al, 2013; Wu et al, 2013; Wan et al, 2015; Parashar and Matthaeus, 2016; Yang et al, 2017b).

Intermittency is a general feature known from fluid turbulence (McComb, 1990). However, it remains unclear how intermittency and wave turbulence interact in the solar wind and what role intermittency plays in the dissipation of turbulence (Wang et al, 2014; Wan et al, 2015, 2016; Zhdankin et al, 2016; Perrone et al, 2017; Howes et al, 2018; Mallet et al, 2019).

5.4.2 Magnetic reconnection

Magnetic reconnection refers to the rearrangement of the magnetic field in a highly-conducting fluid through resistive diffusion, which leads to a conversion of magnetic-field energy into particle energy. In regard to plasma turbulence, magnetic reconnection is a process that is closely related to intermittency. Intermittency is associated with localized large gradients in the magnetic field, which, according to Ampère's law in Equation (23), corresponds to *current sheets*: localized regions of enhanced current \mathbf{j} , which are a type of coherent structure as introduced in Sect. 5.4.1 (Karimabadi et al, 2013; TenBarge and Howes, 2013; Howes, 2016). Current sheets are candidate regions for magnetic reconnection, which demonstrates the direct link between turbulence and reconnection (Matthaeus et al, 1984; Servidio et al, 2009, 2010; Osman et al, 2014b), and reconnection acts as a dissipation channel for the turbulent fluctuations (Retinò et al, 2007; Sundkvist et al, 2007; Cerri and Califano, 2017; Shay et al, 2018). On the other hand, reconnection sites are inherently unstable to the *tearing instability*, which progressively fragments them into smaller and smaller current sheets (Loureiro et al, 2007; Lapenta, 2008; Loureiro and Uzdensky, 2016; Tenerani et al, 2016). In this way, reconnection sites generate a cascade to smaller scales by themselves and thus drive turbulence. In these progressively fragmented current sheets, the reconnection time gradually becomes faster than any other timescale, including the nonlinear time (Pucci and Velli, 2014). When this condition is established, reconnection is able to interrupt the cascade of Alfvén-wave turbulence (Boldyrev and Loureiro, 2017; Loureiro and Boldyrev, 2017; Mallet et al, 2017). Therefore, reconnection must be considered when studying turbulence dynamics at small scales.

For further information on the connection between turbulence, coherent structures, and reconnection, we recommend the review article by Matthaeus and Velli (2011) and the comprehensive textbook by Frisch (1995).

5.4.3 Anti-phase-mixing

In Sects. 4.2.1 and 4.2.2, we discuss the formation of smaller velocity-space structure in the particle distribution function through linear and nonlinear phase mixing. *Anti-phase-mixing*, which is a stochastic variant of the *plasma echo* effect (Gould et al, 1967), is a process by which small-scale structure is removed from the distribution function in a turbulent plasma. For electrostatic turbulence, Parker et al (2016) and Schekochihin et al (2016) describe phase mixing and anti-phase-mixing in terms of the flux of energy in Hermite space of the particle distribution function. Phase mixing creates a transfer of energy from small to large Hermite moments. In a turbulent plasma with a low collision rate, a stochastic plasma echo creates a transfer of energy from large to small Hermite moments: effectively from small-scale structure to large-scale structure in velocity space. It therefore suppresses small-scale structure in the distribution function and thus non-Maxwellian features that may have otherwise led to collisional damping after ongoing phase mixing as

described in Sect. 4.2.2. Anti-phase-mixing not only counteracts collisionless damping mechanisms but also leads to a fluid-like behavior of fluctuations even at low collisionality because higher-order-moment closures become unnecessary (Meyrand et al, 2019). This process is potentially responsible for the observed fluid-like behavior of compressive and KAW-like fluctuations in space plasmas (Verscharen et al, 2017; Wu et al, 2019).

6 Kinetic microinstabilities

Instabilities are mechanisms that transfer energy from free-energy sources, such as the non-equilibrium particle distributions described in Sects. 1.4.4 and 1.4.5 or large-amplitude waves, to plasma normal modes that initially have amplitudes at the thermal-noise level (Rosenbluth, 1965). The amplitude of these normal modes then grows exponentially with time as shown in Equation (138),

$$A(\mathbf{x}, t) \propto e^{\gamma t}, \quad (197)$$

where $\gamma > 0$ is the growth rate of the instability, out of the thermal noise during the linear phase of the instability, while it extracts energy from its free-energy source. After the linear phase, the normal-mode amplitude reaches some saturation level, at which point nonlinear behavior occurs that limits the exponential growth of the instability.

In this section, we focus on small-scale instabilities that have characteristic wavelengths of order the particle kinetic scales d_j and ρ_j and that affect the large-scale dynamic evolution of the solar wind. We divide these instabilities into two categories. First, we discuss those associated with non-thermal structure in the particle velocity distributions, including temperature anisotropies and beams. These instabilities lead to *wave-particle interactions* that drive unstable growth. Second, we discuss those instabilities caused by large-amplitude fluctuations, producing *wave-wave interactions* that drive unstable growth. This taxonomy provides the organizational structure for this section.

Generically, both types of instabilities generate small-scale fluctuations in the electric and/or magnetic field. While the turbulent cascade is dominated by interactions that are local in wavevector space (see Sect. 5.1), instabilities directly inject energy into the fluctuation spectrum at small scales. The scattering of particles on these small-scale field structures acts as an effective viscosity for the large-scale plasma behavior and thereby influences the thermodynamic evolution of the solar wind (Kunz et al, 2011, 2014; Rincon et al, 2015; Riquelme et al, 2015, 2016, 2017, 2018). As we focus on the effects of small-scale structure on larger-scale behavior, we point the interested reader to the complementary review by Matteini et al (2012) on the complementary effects of large-scale solar-wind behavior on kinetic-scale phenomena. In particular, the discussion of the effects of background inhomogeneities at larger scales are left for later editions of this review.

6.1 Wave-particle instabilities

Wave-particle instabilities are driven by departures of velocity distribution functions from the Maxwellian equilibrium given in Equation (59). Such departures are frequently observed in the solar wind (see Sect. 1.4.4 and 1.4.5), but not all of the associated energy is available to drive the system unstable. For instance, unequal temperatures between different plasma species are not known by themselves to drive wave-particle instabilities, which has major implications for accretion-disk dynamics in astrophysics (Begelman and Chiueh, 1988; Narayan and McClintock, 2008; Sironi and Narayan, 2015). A non-Maxwellian velocity-space structure must conform to specific conditions in order to drive an instability: i.e., to transfer energy from the particles to the electric and magnetic fields. This process simultaneously leads to an exponentially growing mode and drives the system closer to *local thermodynamic equilibrium*. Once the system no longer meets the conditions for instability, the march toward equilibrium halts, and the system lingers in a state of *marginal stability*; i.e., the conditions for which $\gamma = 0$. This effect has been identified in numerical simulations (Matteini et al, 2006; Hellinger and Trávníček, 2008), but recent work suggests that dynamic interactions between the ions and electrons may modify the stability threshold conditions (Yoon and Sarfraz, 2017). Gary (1993) and Yoon (2017) offer more details into the theory of unstable wave-particle interactions in the solar wind.

A variety of different schemes are used to classify wave-particle instabilities (Krall and Trivelpiece, 1973; Treumann and Baumjohann, 1997; Schekochihin et al, 2010; Klein and Howes, 2015). Most focus on the spatial scales at which unstable modes are driven: *macroinstabilities* and *microinstabilities* respectively drive unstable modes with wavelengths much greater than and comparable to kinetic scales. Other classifications focus on the mechanisms that drive the unstable modes: *configuration-space instabilities* are driven by the departure of macroscopic quantities from thermodynamic equilibrium and thus can be modeled by fluid equations, and *kinetic* or *velocity-space instabilities* are driven by resonant interactions with structures in the particle velocity distributions.

A prototypical macroscopic configuration-space instability is the Chew-Goldberger-Low (CGL) firehose instability (Chew et al, 1956), in which the pressure p_{\perp} perpendicular to the magnetic field becomes insufficient to counteract the centrifugal force experienced by the particles along a bend in the magnetic field. Without a sufficiently robust restoring force, initial magnetic perturbations are not damped but in fact amplified, leading to the growth of a large-scale unstable Alfvén mode.²⁰

A typical microscopic kinetic instability is the *ion-cyclotron instability*, which is physically very similar to the cyclotron-resonant damping of A/IC

²⁰ The CGL marginal stability threshold arises at larger pressure anisotropies than those derived from kinetic theory (Klein and Howes, 2015; Hunana and Zank, 2017), which, combined with the limited relevance of a fluid theory to a weakly collisionless system, limits this instability's relevance to the solar wind.

waves discussed in Sect. 4.2.1 but with $\gamma > 0$. A left-hand circularly polarized wave with finite k_{\parallel} may resonantly interact with particles from a narrow range of parallel velocities $\approx v_{\text{res}}$ that satisfy the resonance condition in Equation (157) for $n = +1$. These resonant particles diffuse according to the quasilinear diffusion relation in Equation (154) along trajectories tangent to semi-circles defined by Equation (158) around the point $(v_{\perp}, v_{\parallel}) = (0, \omega_r/k_{\parallel})$ in velocity space. At the same time, quasilinear diffusion demands that the particles diffuse from higher f_{0j} toward lower f_{0j} . We discuss the differences between the damped and the unstable cases with the help of Fig. 20, which shows the same situation as Fig. 15 but a different shape of f_{0j} (blue dashed lines). This new shape of f_{0j} now exhibits a temperature anisotropy with $T_{\perp p} > T_{\parallel p}$, which causes particles to diffuse toward smaller v_{\perp} in Fig. 20 rather than toward larger v_{\perp} as in Fig. 15. This change in behavior is a direct consequence of the altered alignment between the diffusion paths (black semi-circles) and the contours of f_{0j} (blue dashed lines). The diffusive particle motion now results in a loss of kinetic energy (i.e., a decrease in $v_{\perp}^2 + v_{\parallel}^2$) by the resonant particles, which is transferred to growing field fluctuations. Importantly, the direction of the energy flow between the fields and the particle distribution depends on the local sign of the *pitch-angle gradient* of f_{0j} at the resonance speed according to Equation (155). In addition to temperature anisotropies, drifting populations and other non-Maxwellian features can lead to pitch-angle gradients that drive resonant instabilities.

Despite their apparent similarity, the macro/micro and configuration/kinetic schemes are not synonymous. Some instabilities occur at large spatial scales but are driven by velocity-space effects. For example, the mirror-mode instability (Southwood and Kivelson, 1993) is driven by the interaction between the slow-mode-like anti-phase response of bulk thermal and magnetic fluctuations, δp and $\delta|\mathbf{B}|$, and the in-phase response felt by particles with $v_{\parallel} \sim 0$. This latter population is approximately stationary along the background magnetic field and gains or loses energy with changes in the magnetic-field strength. On the other hand, the bulk population, which does move parallel to the magnetic field in a slow-mode-like polarized wave (see Sect. 4.3.4), is able to effectively conserve energy via transfer between parallel and perpendicular degrees of freedom.

The numerical evaluation of linear instabilities in kinetic theory follows the same procedure as the numerical evaluation of wave dispersion relations described in Sect. 4.1: the linearized Vlasov equation is used to calculate the dielectric tensor ϵ . Solutions to the dispersion relation in Equation (152) with $\gamma > 0$ for a particular wavevector \mathbf{k} represent linear kinetic instabilities, which grow with time according to Equation (197). Following from the linear set of Vlasov–Maxwell equations, these solutions are independent of the fluctuation amplitude. In contrast, the wave–wave instabilities discussed in Sect. 6.2 depend on fluctuation amplitude.

The behavior of instabilities in the inhomogeneous and turbulent solar wind as well as the nonlinear evolution of plasma instabilities are important matters of ongoing research. Most numerical evaluations of linear instabilities

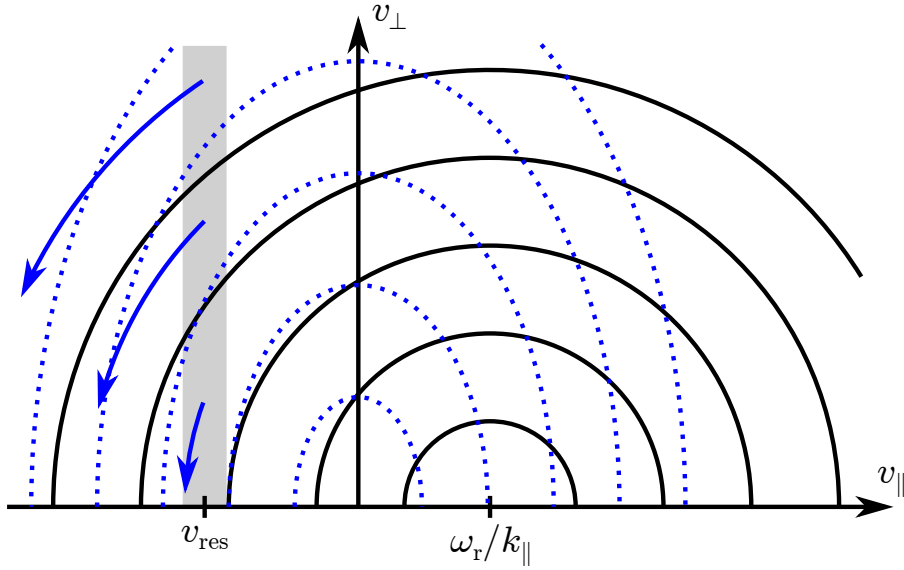


Fig. 20 Quasilinear diffusion for an anisotropic particle distribution f_{0j} (isocontours shown as blue dashed lines) unstable to left-hand circularly polarized ion-cyclotron waves with frequency ω_r and parallel wavenumber k_{\parallel} . Unlike the cyclotron-resonant damping case (Fig. 15), the velocity-space diffusion along the pitch-angle gradients of f_{0j} (black semi-circles) at $v_{\parallel} = v_{\text{res}}$ (gray shaded area) causes resonant particles to lose kinetic energy (i.e., to decrease in $v_{\perp}^2 + v_{\parallel}^2$), which is transferred to the growing electromagnetic wave. This mechanism drives the kinetic ion-cyclotron instability.

assume homogeneous plasma conditions, which are not fulfilled in the solar wind in general. For instance, the expansion of the plasma, the interaction of different plasma streams, and the ubiquitous turbulence create inhomogeneities and temporal variability that call into question the assumption of homogeneity. Nevertheless, the solar wind's parameter space is often observed to be restricted by the linear-instability thresholds, which suggests that linear theory bears some applicability to the solar wind.

We define the *marginal stability threshold* as a contour of constant maximum growth rate γ_m at any \mathbf{k} through parameter space for a given instability. The choice of the relevant γ_m is somewhat arbitrary. Assuming that only a couple of parameters (e.g., $\beta_{\parallel j}$ and $T_{\perp j}/T_{\parallel j}$) have a significant impact on the growth rate of a specific instability, it is possible to construct a parametric model for the instability threshold. The inverse relation between a species' temperature anisotropy and $\beta_{\parallel j}$ serves as the prototypical example of such a threshold model, given for instance by Gary et al (1994a,b), Gary and Lee (1994), and Hellinger et al (2006):

$$\frac{T_{\perp j}}{T_{\parallel j}} = 1 + \frac{a}{(\beta_{\parallel j} - c)^b}, \quad (198)$$

Table 3 Fit parameters for isocontours of constant maximum growth rate $\gamma_m = 10^{-2}\Omega_p$, $\gamma_m = 10^{-3}\Omega_p$, and $\gamma_m = 10^{-4}\Omega_p$ in the $\beta_{\parallel p}-T_{\perp p}/T_{\parallel p}$ plane for use in Equation (198). Calculated with the NHDS code (Verscharen and Chandran, 2018) and adapted from Verscharen et al (2016).

Instability	a	b	c
$\gamma_m = 10^{-2}\Omega_p$			
ion-cyclotron	0.649	0.400	0.000
mirror-mode	1.040	0.633	-0.012
parallel firehose	-0.647	0.583	0.713
oblique firehose	-1.447	1.000	-0.148
$\gamma_m = 10^{-3}\Omega_p$			
ion-cyclotron	0.437	0.428	-0.003
mirror-mode	0.801	0.763	-0.063
parallel firehose	-0.497	0.566	0.543
oblique firehose	-1.390	1.005	-0.111
$\gamma_m = 10^{-4}\Omega_p$			
ion-cyclotron	0.367	0.364	0.011
mirror-mode	0.702	0.674	-0.009
parallel firehose	-0.408	0.529	0.410
oblique firehose	-1.454	1.023	-0.178

where a , b , and c are constant parameters calculated from fits to solutions of the hot-plasma dispersion relation. This form for the inverse relation is introduced by Hellinger et al (2006) for a bi-Maxwellian proton background distribution function according to Equation (61) and an isotropic Maxwellian electron distribution. The values of a , b , and c are different for the four unstable modes that can be driven by proton temperature anisotropies (i.e., the ion-cyclotron, parallel firehose, mirror-mode, or oblique firehose instability), as well as the desired maximum growth rates. Verscharen et al (2016) compare the parameters a , b , and c for thresholds depending on maximum growth rates. Table 3 lists best-fit values for these parameters for three different γ_m/Ω_p -values for each of the four instabilities driven by proton temperature anisotropy. The growth rates have been calculated for a quasi-neutral plasma consisting of bi-Maxwellian protons and Maxwellian electrons with $T_e = T_{\parallel p}$ and $v_{Ap}/c = 10^{-4}$. The values of a , b , and c change in the presence of other plasma components, including beams and minor ion components, which may act as additional sources of free energy or may stabilize unstable growth (Price et al, 1986; Podesta and Gary, 2011a; Maruca et al, 2012; Matteini et al, 2015a). If the underlying distribution has a shape other than bi-Maxwellian – e.g., if the particles have a κ -distribution according to Equation (62) or a bi- κ -distribution according to Equation (63) – these threshold curves can be significantly different (Summers and Thorne, 1991; Xue et al, 1993; Summers et al, 1994; Xue et al, 1996; Astfalk et al, 2015; Astfalk and Jenko, 2016). The exploration of more general phase-space densities requires direct numerical integration of the dispersion relation (Dum et al, 1980; Matsuda and Smith, 1992; Astfalk and Jenko, 2017; Horaites et al, 2018; Verscharen et al, 2018).

Such general distributions produce instabilities that are either enhanced or suppressed relative to those associated with bi-Maxwellian particle distributions.

Table 4 lists the wave–particle instabilities that are most important in regulating the large-scale dynamics of the solar wind. Many foundational publications (e.g., Hollweg, 1975; Schwartz and Roxburgh, 1980; Gary, 1993) provide more complete catalogues.

Two of the most common free-energy sources are distinct temperatures or pressures perpendicular and parallel to the background magnetic field and the presence of faster populations that form a shoulder on or a beam distinct from the core population (Fig. 4). These two specific cases are considered in Sects. 6.1.1 and 6.1.2, with particular emphasis on their impact on the macroscale behavior of the solar wind. Significant work has been done on the effects of instabilities in other space environments such as the magnetosphere and magnetosheath (Maruca et al, 2018, and references therein), but these results lie beyond the scope of this work.

6.1.1 Temperature anisotropy

Wave–particle instabilities associated with *temperature anisotropies* serve as a canonical example for the effects of wave–particle instabilities on the solar wind’s large-scale evolution. Initial investigations of instability limits on solar-wind proton temperature anisotropy address either the $T_{\perp p} > T_{\parallel p}$ limit or the $T_{\perp p} < T_{\parallel p}$ limit separately. For the former, Gary et al (2001) find that the ion-cyclotron stability threshold limits the maximum anisotropy of observations from the ACE spacecraft. For the latter limit, Kasper et al (2002) find that the Wind spacecraft’s temperature-anisotropy values are mostly bounded by the parallel firehose instability threshold. Subsequent work (Hellinger et al, 2006) shows that, for the slow solar wind, the distribution of temperature anisotropies is well constrained for $T_{\perp p}/T_{\parallel p} > 1$ and $T_{\perp p}/T_{\parallel p} < 1$ by the threshold of each of the configuration-space instabilities: i.e., the mirror-mode and oblique firehose instabilities. The probability distribution of data in the $\beta_{\parallel p}$ - $T_{\perp p}/T_{\parallel p}$ plane using measurements from the Wind spacecraft is illustrated in Fig. 21.²¹ We use the same dataset as described by Maruca and Kasper (2013). Interestingly, as seen in Fig. 21, the solar wind is not constrained by all possible temperature-anisotropy thresholds: a significant portion of the $\beta_{\parallel p}$ - $T_{\perp p}/T_{\parallel p}$ distribution extends beyond the ion-cyclotron threshold, which, for $\beta_{\parallel p} \lesssim 1$, sets a stricter limit on the departure from isotropy than the mirror-mode instability threshold, as is pointed out by Hellinger et al (2006). Several justifications for this apparent inactivity of the ion-cyclotron instability have been proposed: low efficiency energy extraction (Shoji et al, 2009), stabilizing effects of minor ions and/or drifts (Maruca, 2012; Maruca et al, 2012), or quasilinear flattening of the resonant region (Isenberg et al, 2013).

²¹ Plots of the data distribution in the $\beta_{\parallel p}$ - $T_{\perp p}/T_{\parallel p}$ plane have become colloquially known as “Brazil plots” due to the characteristic shape of the data distribution for near-Earth solar wind.

Table 4 Wave-particle instabilities relevant to the solar wind organized by free-energy source. For each instability, we list its name, classification, name of the unstable normal mode, and further references.

Instability	Classification	Unstable Normal Mode	References
$T_{\perp i}/T_{\parallel i} > 1^a$ ion-cyclotron mirror-mode	micro/resonant macro/resonant	parallel A/IC non-propagating oblique kinetic slow mode	Kennel and Petschek (1966); Davidson and Ogden (1975) Tajiri (1967); Southwood and Kivelson (1993) (Kivelson and Southwood, 1996)
$T_{\perp e}/T_{\parallel e} < 1$ parallel firehose oblique firehose	micro/resonant micro/resonant	parallel FM/W non-propagating oblique Alfvén	Quest and Shapiro (1996); Gary et al (1998) Hellinger and Matsumoto (2000)
$T_{\perp e}/T_{\parallel e} < 1$ parallel electron firehose oblique electron firehose	micro/resonant micro/configuration	parallel FM/W oblique non-propagating Alfvén	Hollweg and Völk (1970); Gary and Madland (1985) Li and Habbal (2000); Kunz et al (2018)
$T_{\perp e}/T_{\parallel e} > 1$ whistler anisotropy	micro/resonant	parallel FM/W	Kennel and Petschek (1966); Scharer and Trivelpiece (1967)
$P_{\perp}/P_{\parallel} < 1^b$ CGL firehose	macro/configuration	non-propagating oblique Alfvén	Chew et al (1956)
electromagnetic beam ion/ion RH resonant ion/ion nonresonant ion/ion LH resonant electron/ion electron heat flux	micro/resonant macro/configuration micro/resonant micro/resonant micro/resonant	parallel FM/W backward propagating firehose-like parallel A/IC FM/W and A/IC modes parallel FM/W	Barnes (1970) Sentman et al (1981); Winske and Gary (1986) Sentman et al (1981) Akimoto et al (1987) Gary et al (1975, 1994c, 1999) (Gary and Li, 2000; Horaites et al, 2018; Tong et al, 2018) Verscharen and Chandran (2013) Verscharen and Chandran (2013)
ion drift ion drift	micro/resonant micro/resonant	parallel & oblique FM/W parallel & oblique A/IC	Verscharen et al (2013a); Bourouaine et al (2013)
ion drift & anisotropy	micro/resonant	parallel FM/W and A/IC	Verscharen et al (2013a); Bourouaine et al (2013)

^aResonant instabilities due to temperature anisotropies can arise for each ion species (index i ; see Maruca et al, 2012).

^bConfiguration-space instabilities are triggered by contributions to the total excess pressure from each plasma species (Kunz et al, 2015; Chen et al, 2016).

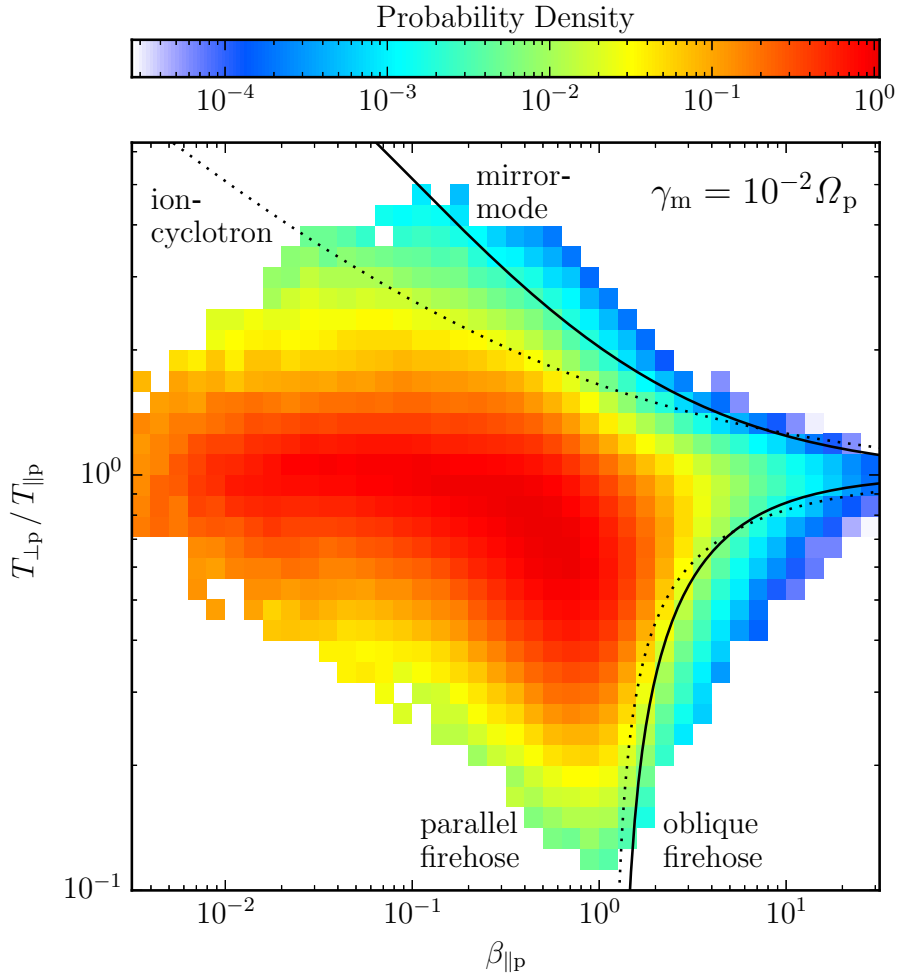


Fig. 21 Probability distribution of the pristine solar wind in the $\beta_{\parallel\text{p}}-T_{\perp\text{p}}/T_{\parallel\text{p}}$ plane. The instability thresholds for the four instabilities associated with proton temperature anisotropy according to Equation (198) and Table 3 with $\gamma_{\text{m}} = 10^{-2}\Omega_{\text{p}}$ are plotted for comparison. We only plot bins containing at least 25 counts. A significant fraction of the distribution exceeds the two resonant thresholds (ion-cyclotron and parallel firehose), while the non-resonant mirror-mode and oblique-firehose thresholds set more precise boundaries to the data distribution.

A naïve model for the expanding solar wind would have $T_{\perp j}$ and $T_{\parallel j}$ follow the double-adiabatic prediction (see Equations (44) and (45) in Sect. 1.4.1). Using data from Helios and Ulysses at different heliocentric distances, Matteini et al (2007) show that the distribution in $\beta_{\parallel\text{p}}-T_{\perp\text{p}}/T_{\parallel\text{p}}$ space follows a radial trend, albeit one with a smaller radial gradient than that predicted by double-adiabatic expansion, until the system encounters the instability thresholds.

Then, the distribution's anisotropy is constrained by the parametric thresholds to the stable parameter space.

Identifying polarization and other linear quantities associated with the predicted instabilities allows us to infer the presence of modes driven by temperature-anisotropy instabilities. For instance, the signal of strongly peaked magnetic helicity near parallel ion-kinetic scales (He et al, 2011; Podesta and Gary, 2011b; Klein et al, 2014b) indicates the presence of parallel-propagating FM/W or A/IC waves associated with proton temperature-anisotropy instabilities. Wind observations provide evidence for enhanced magnetic fluctuations near threshold boundaries (Bale et al, 2009), suggesting that instabilities are active near these thresholds in generating unstable modes which are associated with such fluctuations. Other quantities are found to be enhanced in marginally unstable parameter regions: ion temperature (Maruca et al, 2011; Bourouaine et al, 2013) and intermittency (Osman et al, 2012; Servidio et al, 2014). Calculating polarization as a function of $T_{\perp p}/T_{\parallel p}$ and $\beta_{\parallel p}$ reveals the presence of a population of A/IC waves in the region in which they are expected to become unstable (Telsoni and Bruno, 2016). The identification of parallel-propagating A/IC waves (e.g., Jian et al, 2009, 2010, 2014; Gary et al, 2016b) that do not naturally arise from critically balanced turbulence (see Sect. 5.3) serves as further, indirect evidence for the action of these instabilities.

We emphasize that caution must be exercised in the analysis of $\beta_{\parallel j}-T_{\perp j}/T_{\parallel j}$ plots. Hellinger and Trávníček (2014) raise concerns about the effects of projecting the distribution of quantities onto any reduced parameter space. By partitioning the data into different temperature quartiles and studying the temperature-anisotropy distribution of each, they find that enhanced quantities near the instability thresholds may primarily result from underlying correlations between solar-wind temperatures and speeds. Moreover, it is important to carefully account for the blurring of temperature-anisotropy observations due to the finite time required to construct a velocity distribution measurement (Verscharen and Marsch, 2011; Maruca and Kasper, 2013).

In addition to instabilities triggered by the temperature anisotropy of the core proton velocity distribution, anisotropic distributions of the other plasma components, including the electrons (Hollweg and Völk, 1970; Gary and Madland, 1985; Li and Habbal, 2000; Kunz et al, 2018) and heavy ions (Ofman et al, 2001; Maruca et al, 2012; Bourouaine et al, 2013) can lead to resonant instabilities. We discuss the combined effect of these sources of free energy in Sect. 6.1.3.

6.1.2 Beams and heat flux

The *relative drift* between plasma components is another common source of free energy that can drive wave-particle instabilities. The velocity difference between the two components (of the same or different species) can contribute to excess parallel pressure or induce non-zero currents, and the drifting distributions themselves may resonate with unstable waves (e.g., the parallel propagating beam instability described by Verscharen et al, 2013b). As with

temperature anisotropies, some thresholds associated with drifts and beams constrain the observed data distributions in parameter space.

Beam and heat-flux instabilities regulate non-thermal features in the electron distribution function. For instance, Tong et al (2018) find compelling evidence that the heat-flux-driven Alfvén-wave instability limits the electron core drift with respect to the halo and the protons. To some degree, this result contradicts the earlier work of Bale et al (2013), who find that the collisional transport rather than a heat-flux instability is more active in limiting the electron-core drift (see also Sect. 3.3.2). However, collisions and kinetic instabilities can co-exist in the solar wind and simultaneously regulate the heat flux. The electron-strahl heat flux can drive oblique instabilities of the lower-hybrid and the oblique FM/W wave (Omelchenko et al, 1994; Shevchenko and Galinsky, 2010; Vasko et al, 2019; Verscharen et al, 2019a).

Likewise, ion beams can drive plasma instabilities. Bourouaine et al (2013) report constraints on the drift of α -particles relative to protons through parallel-propagating A/IC and FM/W instabilities. These ion-beam instabilities result in a quasi-continuous deceleration of the α -particles, which leads to a quasi-continuous release of energy from the α -particle kinetic energy into field fluctuations (Verscharen et al, 2015). Figure 22 shows, as functions of distance from the Sun, the rate of energy-density release Q_{flow} derived from energy conservation as well as the empirical perpendicular heating rates $Q_{\perp p}$ for protons and $Q_{\perp \alpha}$ for α -particles. $Q_{\text{flow}} > Q_{\perp \alpha}$ at distances between 0.3 and 1 au, and $Q_{\text{flow}} > Q_{\perp p}$ at distances between 0.3 and 0.4 au. This finding suggests that the energy release through α -particle instabilities comprises a significant fraction of the solar wind’s energy, and that large-scale solar-wind models must account for α -particle thermodynamics. Due to the lack of in-situ measurements at smaller heliocentric distances, we are unable to compare Q_{flow} with $Q_{\perp p}$ or $Q_{\perp \alpha}$ closer to the Sun yet; however, we expect this trend to continue toward the acceleration region of the solar wind.

6.1.3 Multiple sources of free energy

Under typical solar-wind conditions, *multiple sources of free energy* are simultaneously available to drive distinct unstable modes. For example, beams, temperature anisotropies, and anisothermal temperatures between species are all frequently and simultaneously present in solar-wind plasma (Kasper et al, 2008, 2017). The introduction of an additional source of free energy can act either to enhance an instability’s growth rate or act to stabilize the system.

The thresholds of configuration-space instabilities (i.e., the mirror-mode and the oblique firehose instabilities) depend on the total free energy in the system (Chen et al, 2016). The threshold of the oblique firehose instability limits the observed plasma to the stable parameter space, when the combined effects of ion and electron anisotropies as well as relative drifts between the plasma species are considered. Less than 1% of the observations exceed this threshold, and, for these intervals, the proton, electron, and α -particle components all significantly contribute to the system’s unstable growth.

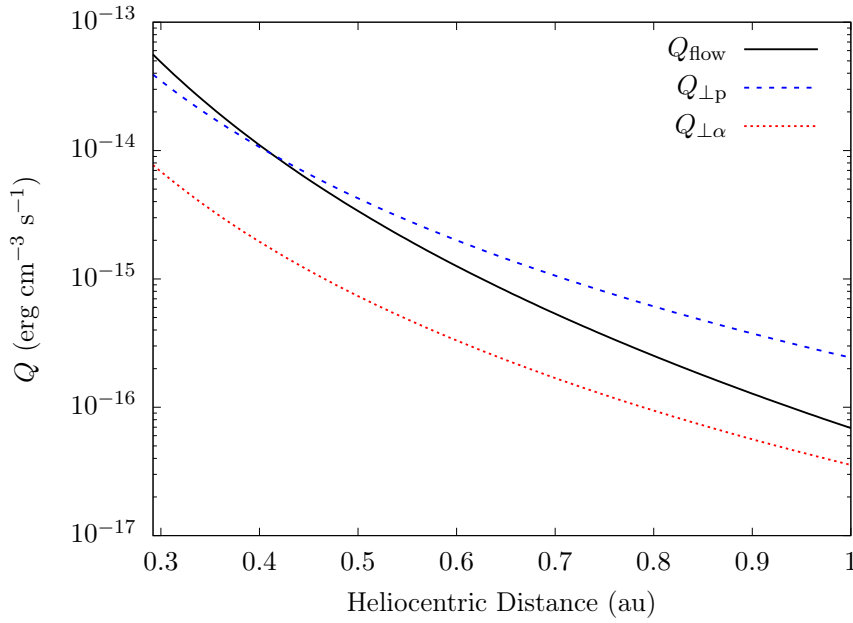


Fig. 22 Rate of energy release Q_{flow} from the deceleration of α -particles through kinetic microinstabilities as a function of distance in the inner heliosphere. We assume that the α -particle drift speed is always fixed to the local threshold for the FM/W instability based on average fast-solar-wind measurements from Helios. Q_{flow} then follows from energy conservation. $Q_{\perp p}$ and $Q_{\perp \alpha}$ are calculated based on Equation (44), setting $\mathbf{q}_{\perp j} = 0$ and the right-hand side to $Q_{\perp j}$. Using empirical profiles for B , $p_{\perp j}$, n_j , and \mathbf{U}_j for $j = p$ and $j = \alpha$ then gives the empirical heating rates $Q_{\perp p}$ and $Q_{\perp \alpha}$. Adapted from Verscharen et al (2015).

According to an analytical model of the coupling between the effects of temperature anisotropy and drifts (Ibscher and Schlickeiser, 2014), the combined effects of these free-energy sources yield a threshold in the region of parameter space with $\beta_{\parallel p} < 1$ and $T_{\perp p} < T_{\parallel p}$. This is consistent with the lack of solar-wind observations in this region of parameter space (see Fig. 21). However, Bale et al (2009) do not find enhanced fluctuations or other indications of unstable-mode generation in this region, and Vafin et al (2019) explain the lack of data in this region through collisional effects. The coupling of temperature anisotropy and beams has been incorporated into an improved threshold model for limiting proton-temperature-anisotropy observations (Vafin et al, 2018), which may be tested in future in-situ observations of low- $\beta_{\parallel p}$ systems such as the near-Sun solar wind. Verscharen et al (2013a) provide testable limits on temperature anisotropy and α -particle drifts, which Bourouaine et al (2013) find to largely agree with solar-wind observations. Numerical simulations (e.g., by Maneva and Poedts, 2018) are also used to study the simultaneous impact of drifts and temperature anisotropies. The coupling between electrons and ions modifies the solar-wind expansion, preventing a uniform progression of the bulk thermodynamic properties toward the firehose thresh-

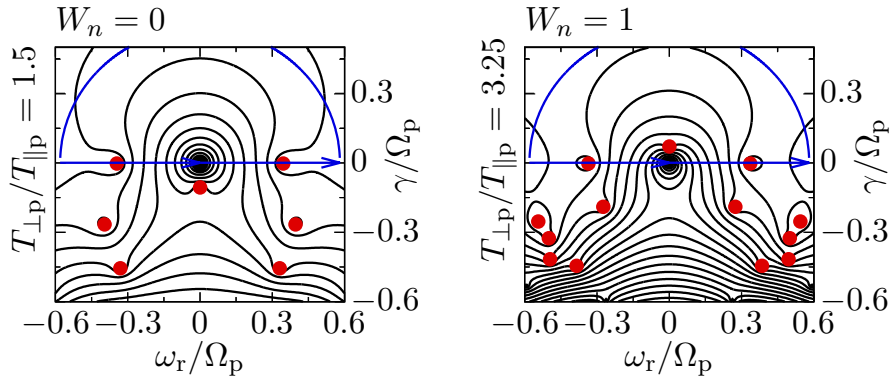


Fig. 23 Illustration of the *Nyquist instability criterion*. Black lines indicate isocontours of $\det [\mathcal{D}(\mathbf{k}, \omega_r + i\gamma)]$ for a stable (left) and unstable (right) system, with the normal-mode solutions indicated with red dots. The contour integral is performed over the entire upper half plane, symbolized by the blue curve (which would formally extend out to $\omega_r \rightarrow \pm\infty$). Applying the residue theorem yields a non-negative integer W_n equal to the number of unstable modes supported by the system.

old (Yoon and Sarfraz, 2017). This effect occurs in addition to the effects of collisions on drawing the solar wind toward isotropy (see Sect. 3.3), which is found to be important but insufficient for a complete description of the solar wind’s observed state (Yoon, 2016).

Instead of relying solely on analytical threshold models, which are formally valid for low-dimensional sub-spaces (e.g., $\beta_{\parallel p}$ and $T_{\perp p}/T_{\parallel p}$ only) of the full parameter space that characterizes the solar wind, the *Nyquist instability criterion* accounts for the simultaneous effects of all wave–particle free-energy sources (Nyquist, 1932). This method determines whether a system supports any growing modes at a particular wavevector \mathbf{k} by performing a complex contour integration, which is illustrated in Fig. 23. The normal modes of a system are the solutions to $\det [\mathcal{D}(\mathbf{k}, \omega)] = 0$ according to Equation (152), where \mathcal{D} is the system’s dispersion tensor. As described in Sect. 4.1, the form of \mathcal{D} depends on the set of system parameters such as temperature, density, and drift of each plasma component. The number of modes satisfying $\gamma > 0$ can be ascertained by applying the residue theorem to the integral

$$W_n = \frac{1}{2\pi i} \oint \frac{d\omega}{\det [\mathcal{D}(\mathbf{k}, \omega)]}, \quad (199)$$

where the contour is taken over the upper half plane of complex frequency space $\omega = \omega_r + i\gamma$. The integration in Equation (199) is much easier to compute than the determination of the dispersion relation for all individual potentially unstable modes. This method has more than half a century of productive use in the study of plasma stability (Jackson, 1958; Buneman, 1959; Penrose, 1960; Gardner, 1963).

Klein et al (2017) present a modern automatic implementation of the Nyquist instability criterion for the case of an arbitrary number of drifting

bi-Maxwellian components. The application of this criterion to a statistically random set of solar-wind observations modeled as a collection of proton core, proton beam, and α -particle components (each with distinct anisotropies, densities, and drifts) finds that a majority of intervals are unstable (Klein et al, 2018). Most of the unstable modes are resonant instabilities at ion-kinetic scales and with growth rates less than the instrument integration time and convected kinetic scales. About 10% of the intervals have instabilities with growth rates of order the nonlinear turbulent cascade rate $1/\tau_{nl}$ at proton-kinetic scales, which indicates that they may grow quickly enough to compete with the background turbulence.

6.2 Wave–wave instabilities

Wave–wave instabilities, in contrast to wave–particle instabilities, depend sensitively on the amplitudes of the plasma fluctuations. The finite amplitudes of fluctuating waves lead to violations of the linearization used to derive the wave–particle instabilities discussed in Sect. 6.1. Instead, nonlinear effects allow for wave–wave coupling to lead to unstable wave growth, which places limits on the amplitudes of magnetic and velocity fluctuations.

6.2.1 Parametric-decay instability

The *parametric-decay instability* (PDI) is a classic wave–wave instability first described by Galeev and Oraevskii (1963) and Sagdeev and Galeev (1969) for a three-wave interaction. It belongs to a broader class of parametric instabilities that also includes beat and modulational instabilities (Hollweg, 1994). In the low- β_p limit, the PDI causes a finite-amplitude forward-propagating Alfvén wave, known as the *pump mode*, to decay into a backward-propagating Alfvén wave and a forward-propagating acoustic wave. Goldstein (1978) provides a generalization of this instability for circularly-polarized Alfvén waves in finite- β_p plasmas. The dynamics of such instabilities are important for the evolution of the solar wind. As described in Sect. 4.3.4, the compressive acoustic mode can efficiently dissipate and thus heat the plasma (Barnes, 1966). Furthermore, the generation of counter-propagating Alfvén waves is essential for driving the turbulent cascade (see Sect. 5.2). Malara and Velli (1996) show that, even in the large-amplitude limit and when the pump mode is non-monochromatic, the PDI continues to operate without a significant reduction in its growth rate. Theoretical work suggests that the PDI may develop an inverse cascade near the Sun and, therefore, be essential in driving solar-wind turbulence (Chandran, 2018).

A number of numerical simulations investigate the presence and effects of decay instabilities under conditions approximating the solar wind (Matteini et al, 2010; Verscharen et al, 2012b; Tenerani and Velli, 2013, 2017; Shoda and Yokoyama, 2018; Shoda et al, 2018). A recent analysis of solar-wind observations at 1 au (Bowen et al, 2018) indicates a strong correlation between

observed compressive fluctuations and higher estimated PDI growth rates, which is consistent with the parametric decay of Alfvén modes. Parametric instabilities are also observed in laboratory plasma experiments (Dorfman and Carter, 2016).

6.2.2 Limits on large-amplitude magnetic fluctuations

In addition to decay instabilities, finite-amplitude waves are capable of *self-destabilization*. Linearly polarized, large-amplitude Alfvén waves drive compressions in the plasma, which reduce the amplitude of the Alfvénic fluctuations if $\delta|\mathbf{B}| \neq 0$ (see also Sect. 4.3.1 of this review; Hollweg, 1971). This effect may lead to the observed preference for Alfvénic fluctuations with $B = \text{constant}$. A related example of such behavior occurs if the amplitude $\delta B_{\perp}/B_0$ of the perpendicular magnetic fluctuations exceeds the threshold $\sim \beta_p^{-1/2}$ (Squire et al, 2016). Beyond this limit, the pressure anisotropy associated with the wave fluctuations exceeds the parallel-firehose limit and destroys the restoring force associated with the magnetic tension, which destabilizes the wave. Numerical simulations confirm signatures of this instability, which are currently also being sought in solar-wind observations under high- β_p conditions (Squire et al, 2017a,b; Tenerani and Velli, 2018)

6.3 The fluctuating-anisotropy effect

Large-scale compressive fluctuations with finite amplitudes and $\omega_r \ll \Omega_p$ modify the plasma moments, including β_j and $T_{\perp j}/T_{\parallel j}$ according to Equations (44) and (45). These and potentially other plasma moments (like the relative drifts between species) fluctuate with the large-scale compressive fluctuations (Squire et al, 2017a,b; Tenerani and Velli, 2018). If the amplitude of these fluctuations is sufficiently large, these modifications can move the system from a stable to an unstable configuration with respect to anisotropy-driven kinetic microinstabilities (Verscharen et al, 2016). The instability then acts to modify the velocity distribution, e.g., by pitch-angle scattering particles. It suppresses further growth of the anisotropy, which leads to a reduction in the amplitude of the large-scale compressive fluctuations and an isotropization of the particles. Whether this process occurs depends on the polarization and amplitude of the large-scale compressive mode. Compressive ion-acoustic modes (see Sect. 4.3.4) with reasonable magnetic fluctuation amplitudes ($\delta|\mathbf{B}|/B_0 \gtrsim 0.04$) can trigger this effect with temperature-anisotropy-driven instabilities under typical solar-wind conditions at 1 au. This *fluctuating-anisotropy effect* can be generalized to a *fluctuating-moment effect*, which includes, for instance, variations in relative drift speeds that may trigger additional instabilities.

7 Conclusions

We briefly summarize our discussion of the multi-scale nature of the solar wind, give an outlook on future developments in the field, and outline the broader impact of this research topic.

7.1 Summary

As we summarize in Fig. 24, the dynamics and thermodynamics of the solar wind result from an intricate multi-scale coupling between global expansion effects and local kinetic processes. The global expansion shapes particle distribution functions slowly compared to most of the collective plasma timescales and creates the ubiquitous non-equilibrium features of solar-wind particles. It also generates gradients in the plasma bulk parameters that drive Sunward-propagating waves, which subsequently interact with anti-Sunward-propagating waves to generate turbulence. By creating microphysical features and turbulence, the expansion couples to small scales and sets the stage for collisional relaxation, the dissipation of waves and turbulence, and kinetic microinstabilities to act locally. On the other hand, these local processes couple to the global scales and modify the large-scale plasma flow by, for example, accelerating the plasma, changing the plasma temperatures, introducing temperature anisotropies, regulating heat flux, or generating electromagnetic structures for particles to scatter on. These effects then modify the expansion. Figure 24 includes some processes (e.g., reflection-driven waves) which we will discuss in the next major update of this Living Review.

We derive our understanding of the solar wind's multi-scale evolution from detailed measurements of its particles and fields. In-situ observations provide perspective on small-scale processes, while remote observations provide perspective on large-scale processes. Therefore, we rely on the combination of in-situ and remote observations, in concert with theoretical modeling efforts and numerical simulations to elucidate the multi-scale evolution of the solar wind. This review describes the current state of the art of the field based on a combination of observational discoveries and fundamental plasma physics.

7.2 Future outlook

Major new space missions such as Parker Solar Probe (PSP; Fox et al, 2016) and Solar Orbiter (SO; Müller et al, 2013) are dedicated to the study of the processes at the heart of this review.

PSP, which launched in August 2018 and achieved its first perihelion in November 2018, is beginning to measure in-situ plasma properties with unprecedented energy and temporal resolution and at unexplored heliocentric distances (see Fig. 8). New findings derived from PSP will transform our understanding of plasma processes near the Sun. PSP is expected to provide our

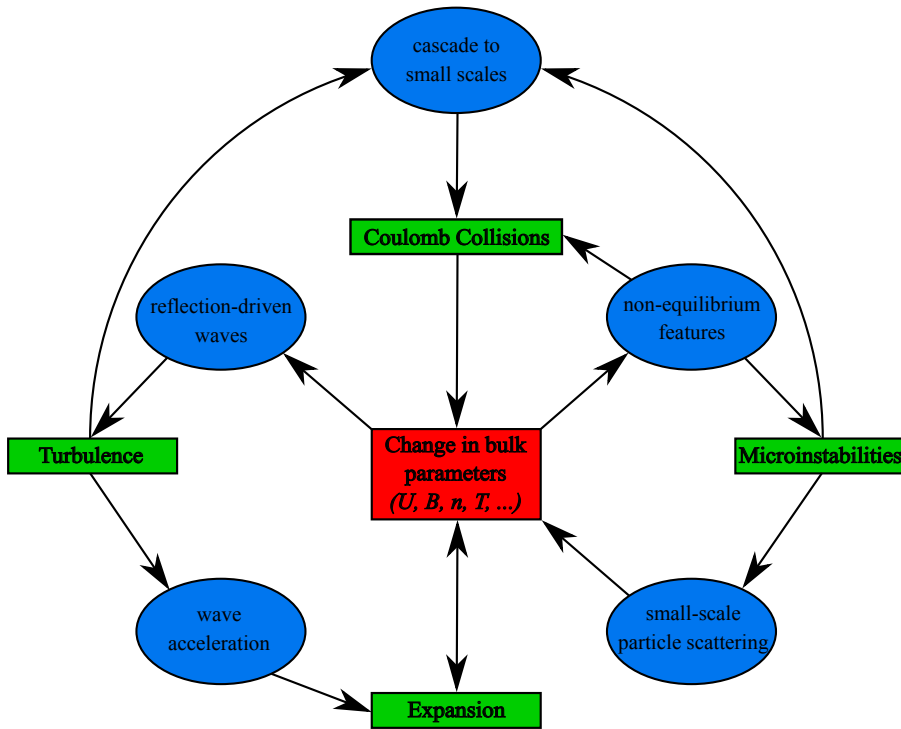


Fig. 24 Summary of the multi-scale couplings in the solar wind. We describe the effects of collisions in Sect. 3, the effects of waves in Sect. 4, the effects of turbulence in Sect. 5, and the effects of microinstabilities in Sect. 6. The arrows illustrate the connections and interactions discussed in this review article.

first in-situ observations of the corona, which are anticipated to draw together the heliospheric and solar communities and to enable novel combinations of in-situ and remote observations.

SO will measure the solar-wind properties through both in-situ measurements of the local plasma conditions and remote observations of the Sun's surface. A major goal for SO is *linkage science*: connecting processes in and near the Sun with the behavior of solar-wind plasma across all relevant scales. SO's inclined orbit will carry it out of the ecliptic plane and enable it to sample solar wind from polar coronal holes with its more extensive instrumentation package compared to PSP. Both PSP and SO will drive research into the multi-scale nature of the solar wind for decades.

Other heliospheric missions that are currently being developed and proposed will directly address the topics of this review. These include mission concepts to investigate the nature of waves and turbulence through *multi-point* and *multi-scale measurements* as well as mission concepts to resolve the smallest natural plasma scales in the solar wind (e.g., National Academy of Sciences, 2016; Klein et al, 2019; Matthaeus et al, 2019; TenBarge et al, 2019; Verscharen et al, 2019b). These efforts demonstrate that the heliophysics com-

munity understands the need to investigate the multi-scale couplings of plasma processes and their impact on the dynamics and thermodynamics of the solar wind.

We also anticipate major advances in modeling in the near future. Previously, numerical simulations of processes that connect over large scale separations required computational resources too great for them to be practical. Therefore, most models either focused on global expansion dynamics (e.g., global MHD simulations) or on local plasma processes (e.g., homogeneous-box particle-in-cell simulations).²² However, our increasing numerical capabilities will allow us to simulate self-consistently the coupling across scales of global and local processes in the near future. Even though a full particle-in-cell model of the heliosphere with realistic properties may still lie decades in the future, the ongoing improvement in our modeling capabilities will advance our understanding of the multi-scale nature of the solar wind.

7.3 Broader impact

All magnetized plasmas exhibit a broad range of characteristic length scales and timescales. These span from the largest scales of the system to its microscopic scales: those of plasma oscillations, particle gyration, and electrostatic and electromagnetic shielding. The vast system sizes of space and astrophysical plasmas lead to especially large separations among these characteristic plasma scales. The solar wind exemplifies such a multi-scale astrophysical plasma, and the combination of solar-wind observations with fundamental plasma physics has improved our understanding of astrophysical plasma throughout the Universe. The solar wind's expansion through the heliosphere introduces additional global scales that couple to the small-scale plasma processes. We anticipate that, in the coming years, the connection of small-scale kinetic processes with the large-scale thermodynamics of astrophysical plasmas will be a major research focus not only in heliophysics but throughout the astrophysics community.

The solar wind is the ideal place to study the multi-scale nature of astrophysical plasmas. The conditions of space and astrophysical plasmas cannot be reproduced and sampled with comparable accuracy in laboratories. With the notable exception of the very local interstellar medium, the only astrophysical plasmas that have been observed in situ are in the heliosphere.

Research into this topic serves a broader impact beyond the purely academic understanding of space and astrophysical plasmas. The study of the solar wind's multi-scale nature enables a better understanding of its dynamics and thermodynamics based on first principles. This knowledge will be invaluable to the design of physics-based models for space weather and to guiding our

²² Notable exceptions to this dichotomy in global and local scales include expanding-box models and ad-hoc inclusions of kinetic processes through effective transport coefficients in global models.

efforts toward the successful prediction of space hazards for our increasingly technological and spacefaring society.

Acknowledgements This work was supported by the STFC Ernest Rutherford Fellowship ST/P003826/1, the STFC Consolidated Grant ST/S000240/1, as well as NASA grants NNX16AM23G and NNX16AG81G.

We acknowledge the use of data from Wind's SWE instrument (PIs K. W. Ogilvie and A. F. Viñas), from Wind's MFI instrument (PI A. Szabo), and from Ulysses' SWOOPS instrument (PI D. J. McComas). Lynn Wilson is Wind's Project Scientist. We extend our gratitude to Chadi Salem for providing processed Wind/3DP (PI S. D. Bale) data to create Fig. 14. We also acknowledge the use of data from ESA's Cluster Science Archive (Laakso et al, 2010) from the EFW instrument (PI M. André), the FGM instrument (PI C. Carr), the STAFF instrument (PI P. Canu), the CIS instrument (PI I. Dandouras), and the PEACE instrument (PI A. Fazakerley). We acknowledge vigorous feedback on Fig. 8 from D. J. McComas at the 2019 SHINE Meeting.

Data access was provided by the National Space Science Data Center (NSSDC) Space Physics Data Facility (SPDF) and NASA/GSFC's Space Physics Data Facility's CDAWeb and COHWeb services. This review has made use of the SAO/NASA Astrophysics Data System (ADS).

References

- Abramowitz M, Stegun IA (1972) Handbook of Mathematical Functions. Dover, New York, NY, USA
- Acuña MH (1974) Fluxgate magnetometers for outer planets exploration. IEEE Transactions on Magnetics 10(3):519–523, DOI 10.1109/TMAG.1974.1058457
- Acuña MH (2002) Space-based magnetometers. Rev Sci Instrum 73(11):3717–3736, DOI 10.1063/1.1510570
- Acuña MH, Curtis D, Scheifele JL, Russell CT, Schroeder P, Szabo A, Luhmann JG (2008) The STEREO/IMPACT Magnetic Field Experiment. Space Sci Rev 136:203–226, DOI 10.1007/s11214-007-9259-2
- Aellig MR, Lazarus AJ, Kasper JC, Ogilvie KW (2001) Rapid Measurements of Solar Wind Ions with the Triana PlasMag Faraday Cup. Astrophys Space Sci 277:305–307, DOI 10.1023/A:1012229729242
- Aellig MR, Lazarus AJ, Steinberg JT (2001) The solar wind helium abundance: Variation with wind speed and the solar cycle. Geophys Res Lett 28:2767–2770, DOI 10.1029/2000GL012771
- Ahnert P (1943) Der Komet 1942 g (Whipple-Fedtke). Mit 6 Abbildungen. Z Astrophys 22:288
- Akimoto K, Gary SP, Omid N (1987) Electron/ion whistler instabilities and magnetic noise bursts. J Geophys Res 92:11209–11214, DOI 10.1029/JA092iA10p11209
- Alexandrova O, Saur J, Lacombe C, Mangeney A, Mitchell J, Schwartz SJ, Robert P (2009) Universality of Solar-Wind Turbulent Spectrum from MHD to Electron Scales. Phys Rev Lett 103(16):165003, DOI 10.1103/PhysRevLett.103.165003, 0906.3236

- Alfvén H (1942) Existence of Electromagnetic-Hydrodynamic Waves. *Nature* 150:405–406, DOI 10.1038/150405d0
- Alfvén H (1943) On the Existence of Electromagnetic-Hydrodynamic Waves. *Arkiv Mat Astron Fys* 29B:1–7
- Alterman BL, Kasper JC, Stevens ML, Koval A (2018) A Comparison of Alpha Particle and Proton Beam Differential Flows in Collisionally Young Solar Wind. *Astrophys J* 864:112, DOI 10.3847/1538-4357/aad23f, 1809.01693
- Anderson BR, Skoug RM, Steinberg JT, McComas DJ (2012) Variability of the solar wind suprathermal electron strahl. *J Geophys Res* 117:A04107, DOI 10.1029/2011JA017269
- Andre M (1985) Dispersion surfaces. *J Plasma Phys* 33:1–19, DOI 10.1017/S0022377800002270
- Andrews GB, Zurbuchen TH, Mauk BH, Malcom H, Fisk LA, Gloeckler G, Ho GC, Kelley JS, Koehn PL, Lefevre TW, Livi SS, Lundgren RA, Raines JM (2007) The Energetic Particle and Plasma Spectrometer Instrument on the MESSENGER Spacecraft. *Space Sci Rev* 131:523–556, DOI 10.1007/s11214-007-9272-5
- Angelopoulos V (2008) The THEMIS Mission. *Space Sci Rev* 141:5–34, DOI 10.1007/s11214-008-9336-1
- Araneda JA, Maneva Y, Marsch E (2009) Preferential Heating and Acceleration of α Particles by Alfvén-Cyclotron Waves. *Phys Rev Lett* 102(17):175001, DOI 10.1103/PhysRevLett.102.175001
- Arzamasskiy L, Kunz MW, Chandran BDG, Quataert E (2019) Hybrid-kinetic Simulations of Ion Heating in Alfvénic Turbulence. *Astrophys J* 879(1):53, DOI 10.3847/1538-4357/ab20cc, 1901.11028
- Asbridge JR, Bame SJ, Feldman WC (1974) Abundance differences in solar wind double streams. *Sol Phys* 37:451–467, DOI 10.1007/BF00152503
- Asbridge JR, Bame SJ, Feldman WC, Montgomery MD (1976) Helium and hydrogen velocity differences in the solar wind. *J Geophys Res* 81:2719–2727, DOI 10.1029/JA081i016p02719
- Aschenbrenner H, Goubau G (1936) Eine Anordnung zur Registrierung rascher magnetischer Störungen. *Hochfrequenztechnik und Elektroakustik* 47:177–181
- Astfalk P, Jenko F (2016) Parallel and oblique firehose instability thresholds for bi-kappa distributed protons. *J Geophys Res* 121:2842–2852, DOI 10.1002/2015JA022267
- Astfalk P, Jenko F (2017) LEOPARD: A grid-based dispersion relation solver for arbitrary gyrotropic distributions. *J Geophys Res* 122:89–101, DOI 10.1002/2016JA023522
- Astfalk P, Görler T, Jenko F (2015) DSHARK: A dispersion relation solver for obliquely propagating waves in bi-kappa-distributed plasmas. *J Geophys Res* 120:7107–7120, DOI 10.1002/2015JA021507
- Bañón Navarro A, Morel P, Albrecht-Marc M, Carati D, Merz F, Görler T, Jenko F (2011) Free Energy Cascade in Gyrokinetic Turbulence. *Phys Rev Lett* 106(5):055001, DOI 10.1103/PhysRevLett.106.055001, 1008.3974

- Bagenal F (2013) Planetary Magnetospheres, p 251. DOI 10.1007/978-94-007-5606-9_6
- Bale SD, Kellogg PJ, Mozer FS, Horbury TS, Reme H (2005) Measurement of the Electric Fluctuation Spectrum of Magnetohydrodynamic Turbulence. *Phys Rev Lett* 94(21):215002, DOI 10.1103/PhysRevLett.94.215002
- Bale SD, Ullrich R, Goetz K, Alster N, Cecconi B, Dekkali M, Lingner NR, Macher W, Manning RE, McCauley J, Monson SJ, Oswald TH, Pulupa M (2008) The Electric Antennas for the STEREO/WAVES Experiment. *Space Sci Rev* 136:529, DOI doi.org/10.1007/s11214-007-9251-x
- Bale SD, Kasper JC, Howes GG, Quataert E, Salem C, Sundkvist D (2009) Magnetic Fluctuation Power Near Proton Temperature Anisotropy Instability Thresholds in the Solar Wind. *Phys Rev Lett* 103(21):211101, DOI 10.1103/PhysRevLett.103.211101, 0908.1274
- Bale SD, Pulupa M, Salem C, Chen CHK, Quataert E (2013) Electron Heat Conduction in the Solar Wind: Transition from Spitzer–Härm to the Collisionless Limit. *Astrophys J Lett* 769:L22, DOI 10.1088/2041-8205/769/2/L22, 1303.0932
- Balogh A, Beek TJ, Forsyth RJ, Hedgecock PC, Marquedant RJ, Smith EJ, Southwood DJ, Tsurutani BT (1992) The magnetic field investigation on the ulysses mission – instrumentation and preliminary scientific results. *Astronomy and Astrophysics Supplement Series* 92(2):221–236
- Balogh A, Gonzalez-Esparza JA, Forsyth RJ, Burton ME, Goldstein BE, Smith EJ, Bame SJ (1995) Interplanetary Shock Waves: ULYSSES Observations In and Out of the Ecliptic Plane. *Space Sci Rev* 72:171–180, DOI 10.1007/BF00768774
- Balogh A, Dunlop MW, Cowley SWH, Southwood DJ, Thomlinson JG, Glassmeier KH, Musmann G, Luhr H, Buchert S, Acuna MH, Fairfield DH, Slavin JA, Riedler W, Schwingenschuh K, Kivelson MG (1997) The Cluster Magnetic Field Investigation. *Space Sci Rev* 79:65–91, DOI 10.1023/A:1004970907748
- Bame SJ, Asbridge JR, Feldman WC, Montgomery MD, Kearney PD (1975) Solar wind heavy ion abundances. *Sol Phys* 43:463–473, DOI 10.1007/BF00152368
- Barakat AR, Schunk RW (1982) Transport equations for multicomponent anisotropic space plasmas - A review. *Plasma Phys* 24:389–418, DOI 10.1088/0032-1028/24/4/004
- Barkhausen H (1919) Zwei mit Hilfe der neuen Verstärker entdeckter Erscheinungen. *Phys Z* 20:401–403
- Barnes A (1966) Collisionless Damping of Hydromagnetic Waves. *Phys Fluids* 9:1483–1495, DOI 10.1063/1.1761882
- Barnes A (1970) Theory of generation of bow-shock-associated hydromagnetic waves in the upstream interplanetary medium. *Cosmic Electrodynamics* 1:90–114
- Bavassano B (1996) The Solar Wind: A Turbulent Magnetohydrodynamic Medium. *Space Sci Rev* 78:29–32, DOI 10.1007/BF00170789

- Bavassano B, Smith EJ (1986) Radial variation of interplanetary Alfvénic fluctuations Pioneer 10 and 11 observations between 1 and 5 AU. *J Geophys Res* 91:1706–1710, DOI 10.1029/JA091iA02p01706
- Bavassano B, Dobrowolny M, Mariani F, Ness NF (1982) Radial evolution of power spectra of interplanetary Alfvénic turbulence. *J Geophys Res* 87:3617–3622, DOI 10.1029/JA087iA05p03617
- Bavassano B, Pietropaolo E, Bruno R (2004) Compressive fluctuations in high-latitude solar wind. *Ann Geophys* 22:689–696, DOI 10.5194/angeo-22-689-2004
- Begelman MC, Chiueh T (1988) Thermal Coupling of Ions and Electrons by Collective Effects in Two-Temperature Accretion Flows. *Astrophys J* 332:872, DOI 10.1086/166698
- Behannon KW (1978) Heliocentric distance dependence of the interplanetary magnetic field. *Rev Geophys Space Phys* 16:125–145, DOI 10.1029/RG016i001p00125
- Behannon KW, Acuna MH, Burlaga LF, Lepping RP, Ness NF, Neubauer FM (1977) Magnetic field experiment for Voyagers 1 and 2. *Space Sci Rev* 21(3):235–257, DOI 10.1007/BF00211541
- Beinroth HJ, Neubauer FM (1981) Properties of whistler mode waves between 0.3 and 1.0 AU from HELIOS observations. *J Geophys Res* 86:7755–7760, DOI 10.1029/JA086iA09p07755
- Belcher JW, Burchsted R (1974) Energy densities of Alfvén waves between 0.7 and 1.6 AU. *J Geophys Res* 79(31):4765, DOI 10.1029/JA079i031p04765
- Belcher JW, Davis L Jr (1971) Large-amplitude Alfvén waves in the interplanetary medium, 2. *J Geophys Res* 76:3534, DOI 10.1029/JA076i016p03534
- Belcher JW, Davis L Jr, Smith EJ (1969) Large-amplitude Alfvén waves in the interplanetary medium: Mariner 5. *J Geophys Res* 74:2302, DOI 10.1029/JA074i009p02302
- Berger L, Wimmer-Schweingruber RF, Gloeckler G (2011) Systematic Measurements of Ion-Proton Differential Streaming in the Solar Wind. *Phys Rev Lett* 106(15):151103, DOI 10.1103/PhysRevLett.106.151103
- Bhatnagar PL, Gross EP, Krook M (1954) A Model for Collision Processes in Gases. I. Small Amplitude Processes in Charged and Neutral One-Component Systems. *Phys Rev* 94(3):511–525, DOI 10.1103/PhysRev.94.511
- Bieber JW, Wanner W, Matthaeus WH (1996) Dominant two-dimensional solar wind turbulence with implications for cosmic ray transport. *J Geophys Res* 101:2511–2522, DOI 10.1029/95JA02588
- Biermann L (1951) Kometenschweife und solare Korpuskularstrahlung. *Z Astrophys* 29:274
- Birkeland K (1914) A Possible Connection Between Magnetic and Meteorologic Phenomena. *Mon Weather Rev* 42:211
- Boardsen SA, Jian LK, Raines JL, Gershman DJ, Zurbuchen TH, Roberts DA, Korth H (2015) MESSENGER survey of in situ low frequency wave storms between 0.3 and 0.7 AU. *J Geophys Res* 120:10, DOI 10.1002/2015JA021506

- Bochsler P (2000) Abundances and charge states of particles in the solar wind. *Rev Geophys* 38:247–266, DOI 10.1029/1999RG000063
- Bochsler P (2007) Minor ions in the solar wind. *Astron Astrophys Rev* 14:1–40, DOI 10.1007/s00159-006-0002-x
- Bochsler P, Geis J, Joos R (1985) Kinetic temperatures of heavy ions in the solar wind. *J Geophys Res* 90:10, DOI 10.1029/JA090iA11p10779
- Bogoliubov NN (1946) Kinetic equations. *J Phys USSR* 10:265–274
- Boldyrev S (2005) On the Spectrum of Magnetohydrodynamic Turbulence. *Astrophys J* 626:L37–L40, DOI 10.1086/431649, [astro-ph/0503053](#)
- Boldyrev S (2006) Spectrum of Magnetohydrodynamic Turbulence. *Phys Rev Lett* 96:115002, DOI 10.1103/PhysRevLett.96.115002, [astro-ph/0511290](#)
- Boldyrev S, Loureiro NF (2017) Magnetohydrodynamic Turbulence Mediated by Reconnection. *Astrophys J* 844:125, DOI 10.3847/1538-4357/aa7d02, [1706.07139](#)
- Boldyrev S, Perez JC (2012) Spectrum of Kinetic-Alfvén Turbulence. *Astrophys J Lett* 758:L44, DOI 10.1088/2041-8205/758/2/L44, [1204.5809](#)
- Boldyrev S, Perez JC, Borovsky JE, Podesta JJ (2011) Spectral Scaling Laws in Magnetohydrodynamic Turbulence Simulations and in the Solar Wind. *Astrophys J Lett* 741(1):L19, DOI 10.1088/2041-8205/741/1/L19, [1106.0700](#)
- Bougeret JL, Kaiser ML, Kellogg PJ, Manning R, Goetz K, Monson SJ, Monge N, Friel L, Meetre CA, Perche C, Sitruk L, Hoang S (1995) Waves: The Radio and Plasma Wave Investigation on the Wind Spacecraft. *Space Sci Rev* 71:231–263, DOI 10.1007/BF00751331
- Bougeret JL, Goetz K, Kaiser ML, Bale SD, Kellogg PJ, Maksimovic M, Monge N, Monson SJ, Astier PL, Davy S, Dekkali M, Hinze JJ, Manning RE, Aguilar-Rodriguez E, Bonnin X, Briand C, Cairns IH, Cattell CA, Cecconi B, Eastwood J, Ergun RE, Fainberg J, Hoang S, Huttunen KEJ, Krucker S, Lecacheux A, MacDowall RJ, Macher W, Mangeney A, Meetre CA, Moussas X, Nguyen QN, Oswald TH, Pulupa M, Reiner MJ, Robinson PA, Rucker H, Salem C, Santolik O, Silvis JM, Ullrich R, Zarka P, Zouganelis I (2008) S/WAVES: The Radio and Plasma Wave Investigation on the STEREO Mission. *Space Sci Rev* 136:487–528, DOI 10.1007/s11214-007-9298-8
- Bourouaine S, Chandran BDG (2013) Observational Test of Stochastic Heating in Low- β Fast-solar-wind Streams. *Astrophys J* 774:96, DOI 10.1088/0004-637X/774/2/96, [1307.3789](#)
- Bourouaine S, Perez JC (2018) On the Limitations of Taylor’s Hypothesis in Parker Solar Probe’s Measurements near the Alfvén Critical Point. *Astrophys J Lett* 858(2):L20, DOI 10.3847/2041-8213/aabccf
- Bourouaine S, Marsch E, Neubauer FM (2011) On the Relative Speed and Temperature Ratio of Solar Wind Alpha Particles and Protons: Collisions Versus Wave Effects. *Astrophys J Lett* 728:L3, DOI 10.1088/2041-8205/728/1/L3
- Bourouaine S, Verscharen D, Chandran BDG, Maruca BA, Kasper JC (2013) Limits on Alpha Particle Temperature Anisotropy and Differ-

- ential Flow from Kinetic Instabilities: Solar Wind Observations. *Astrophys J Lett* 777:L3, DOI 10.1088/2041-8205/777/1/L3, 1309.4010
- Bowen TA, Badman S, Hellinger P, Bale SD (2018) Density Fluctuations in the Solar Wind Driven by Alfvén Wave Parametric Decay. *Astrophys J Lett* 854:L33, DOI 10.3847/2041-8213/aaabbe, 1712.09336
- Braginskii SI (1965) Transport Processes in a Plasma. *Rev Plasma Phys* 1:205–311
- Brambilla M (1998) Kinetic Theory of Plasma Waves, Homogeneous Plasmas. Oxford University Press, Oxford, UK
- Bridge HS, Dilworth C, Rossi B, Scherb F, Lyon EF (1960) An Instrument for the Investigation of Interplanetary Plasma. *J Geophys Res* 65(10):3053–3055, DOI 10.1029/JZ065i010p03053
- Bridge HS, Belcher JW, Butler RJ, Lazarus AJ, Mavretic AM, Sullivan JD, Siscoe GL, Vasyliunas VM (1977) The plasma experiment on the 1977 Voyager mission. *Space Sci Rev* 21:259–287, DOI 10.1007/BF00211542
- Bruno R, Bavassano B (1997) On the winding of the IMF spiral for slow and fast wind within the inner heliosphere. *Geophys Res Lett* 24:2267, DOI 10.1029/97GL02183
- Bruno R, Carbone V (2013) The Solar Wind as a Turbulence Laboratory. *Living Reviews in Solar Physics* 10:2, DOI 10.12942/lrsp-2013-2
- Bruno R, Trenchi L (2014) Radial Dependence of the Frequency Break between Fluid and Kinetic Scales in the Solar Wind Fluctuations. *Astrophys J Lett* 787:L24, DOI 10.1088/2041-8205/787/2/L24
- Bruno R, Bavassano B, Villante U (1985) Evidence for long period Alfvén waves in the inner solar system. *J Geophys Res* 90:4373–4377, DOI 10.1029/JA090iA05p04373
- Bruno R, Carbone V, Sorriso-Valvo L, Bavassano B (2003) Radial evolution of solar wind intermittency in the inner heliosphere. *J Geophys Res* 108:1130, DOI 10.1029/2002JA009615, astro-ph/0303578
- Bruno R, Carbone V, Vörös Z, D’Amicis R, Bavassano B, Cattaneo MB, Mura A, Milillo A, Orsini S, Veltri P, Sorriso-Valvo L, Zhang T, Biernat H, Rucker H, Baumjohann W, Jankovičová D, Kovács P (2009) Coordinated Study on Solar Wind Turbulence During the Venus-Express, ACE and Ulysses Alignment of August 2007. *Earth Moon Planets* 104:101–104, DOI 10.1007/s11038-008-9272-9
- Bruno R, Telloni D, DeLure D, Pietropaolo E (2017) Solar wind magnetic field background spectrum from fluid to kinetic scales. *Mon Not Roy Astron Soc* 472:1052–1059, DOI 10.1093/mnras/stx2008
- Bruno R, Telloni D, Sorriso-Valvo L, Marino R, De Marco R, D’Amicis R (2019) The low-frequency break observed in the slow solar wind magnetic spectra. *Astron Astrophys* 627:A96, DOI 10.1051/0004-6361/201935841, 1906.11767
- Buneman O (1959) Dissipation of Currents in Ionized Media. *Phys Rev* 115:503–517, DOI 10.1103/PhysRev.115.503
- Burch JL, Moore TE, Torbert RB, Giles BL (2016) Magnetospheric Multiscale Overview and Science Objectives. *Space Sci Rev* 199:5–21, DOI 10.1007/

- s11214-015-0164-9
- Burgers JM (1969) Flow Equations for Composite Gases. Academic Press, New York, NY, USA
- Burlaga LF, Goldstein ML (1984) Radial variations of large-scale magnetohydrodynamic fluctuations in the solar wind. *J Geophys Res* 89:6813–6817, DOI 10.1029/JA089iA08p06813
- Burlaga LF, Ogilvie KW (1970) Magnetic and Thermal Pressures in the Solar Wind. *Sol Phys* 15:61–71, DOI 10.1007/BF00149472
- Burlaga LF, Ness NF, Acuña MH, Lepping RP, Connerney JEP, Richardson JD (2008) Magnetic fields at the solar wind termination shock. *Nature* 454:75–77, DOI 10.1038/nature07029
- Camporeale E, Carè A, Borovsky JE (2017) Classification of Solar Wind With Machine Learning. *J Geophys Res* 122:10,910–10,920, DOI 10.1002/2017JA024383, 1710.02313
- Carlson CW, Curtis DW, Paschmann G, Michel W (1983) An instrument for rapidly measuring plasma distribution functions with high resolution. *Adv Space Res* 2(7):67–70, DOI 10.1016/0273-1177(82)90151-X
- Cerri SS, Califano F (2017) Reconnection and small-scale fields in 2D-3V hybrid-kinetic driven turbulence simulations. *New J Phys* 19(2):025007, DOI 10.1088/1367-2630/aa5c4a
- Cerri SS, Kunz MW, Califano F (2018) Dual Phase-space Cascades in 3D Hybrid-Vlasov–Maxwell Turbulence. *Astrophys J Lett* 856:L13, DOI 10.3847/2041-8213/aab557, 1802.06133
- Chamberlain JW (1961) Interplanetary Gas. III. a Hydrodynamic Model of the Corona. *Astrophys J* 133:675, DOI 10.1086/147070
- Chandran BDG (2010) Alfvén-wave Turbulence and Perpendicular Ion Temperatures in Coronal Holes. *Astrophys J* 720:548–554, DOI 10.1088/0004-637X/720/1/548
- Chandran BDG (2018) Parametric instability, inverse cascade and the range of solar-wind turbulence. *J Plasma Phys* 84(1):905840106, DOI 10.1017/S0022377818000016, 1712.09357
- Chandran BDG, Quataert E, Howes GG, Xia Q, Pongkitiwanchakul P (2009) Constraining Low-Frequency Alfvénic Turbulence in the Solar Wind Using Density-Fluctuation Measurements. *Astrophys J* 707:1668–1675, DOI 10.1088/0004-637X/707/2/1668, 0908.0757
- Chandran BDG, Li B, Rogers BN, Quataert E, Germaschewski K (2010) Perpendicular Ion Heating by Low-frequency Alfvén-wave Turbulence in the Solar Wind. *Astrophys J* 720:503–515, DOI 10.1088/0004-637X/720/1/503, 1001.2069
- Chandran BDG, Dennis TJ, Quataert E, Bale SD (2011) Incorporating Kinetic Physics into a Two-fluid Solar-wind Model with Temperature Anisotropy and Low-frequency Alfvén-wave Turbulence. *Astrophys J* 743:197, DOI 10.1088/0004-637X/743/2/197, 1110.3029
- Chandran BDG, Verscharen D, Quataert E, Kasper JC, Isenberg PA, Bourouaine S (2013) Stochastic Heating, Differential Flow, and the Alpha-to-proton Temperature Ratio in the Solar Wind. *Astrophys J* 776:45, DOI

- 10.1088/0004-637X/776/1/45
- Chang O, Peter Gary S, Wang J (2014) Energy dissipation by whistler turbulence: Three-dimensional particle-in-cell simulations. *Phys Plasmas* 21(5):052305, DOI 10.1063/1.4875728
- Chapman S (1917) On the Times of Sudden Commencement of Magnetic Storms. *Proc Phys Soc London* 30:205–214, DOI 10.1088/1478-7814/30/1/317
- Chashei IV, Shishov VI (1997) Shock waves propagation in the turbulent interplanetary plasma. *Adv Space Res* 20:75–78, DOI 10.1016/S0273-1177(97)00484-5
- Chaston CC, Bonnell JW, Carlson CW, McFadden JP, Ergun RE, Strangeway RJ, Lund EJ (2004) Auroral ion acceleration in dispersive Alfvén waves. *J Geophys Res* 109:A04205, DOI 10.1029/2003JA010053
- Chen CHK (2016) Recent progress in astrophysical plasma turbulence from solar wind observations. *J Plasma Phys* 82(6):535820602, DOI 10.1017/S0022377816001124, 1611.03386
- Chen CHK, Mallet A, Yousef TA, Schekochihin AA, Horbury TS (2011) Anisotropy of Alfvénic turbulence in the solar wind and numerical simulations. *Mon Not Roy Astron Soc* 415:3219–3226, DOI 10.1111/j.1365-2966.2011.18933.x, 1009.0662
- Chen CHK, Mallet A, Schekochihin AA, Horbury TS, Wicks RT, Bale SD (2012a) Three-dimensional Structure of Solar Wind Turbulence. *Astrophys J* 758:120, DOI 10.1088/0004-637X/758/2/120, 1109.2558
- Chen CHK, Salem CS, Bonnell JW, Mozer FS, Bale SD (2012b) Density Fluctuation Spectrum of Solar Wind Turbulence between Ion and Electron Scales. *Phys Rev Lett* 109(3):035001, DOI 10.1103/PhysRevLett.109.035001, 1205.5063
- Chen CHK, Boldyrev S, Xia Q, Perez JC (2013) Nature of Subproton Scale Turbulence in the Solar Wind. *Phys Rev Lett* 110(22):225002, DOI 10.1103/PhysRevLett.110.225002
- Chen CHK, Matteini L, Schekochihin AA, Stevens ML, Salem CS, Maruca BA, Kunz MW, Bale SD (2016) Multi-species Measurements of the Firehose and Mirror Instability Thresholds in the Solar Wind. *Astrophys J Lett* 825:L26, DOI 10.3847/2041-8205/825/2/L26, 1606.02624
- Chen L, Lin Z, White R (2001) On resonant heating below the cyclotron frequency. *Phys Plasmas* 8:4713–4716, DOI 10.1063/1.1406939
- Chew GF, Goldberger ML, Low FE (1956) The Boltzmann Equation and the One-Fluid Hydromagnetic Equations in the Absence of Particle Collisions. *Proc Roy Soc Lon A* 236:112–118, DOI 10.1098/rspa.1956.0116
- Chhiber R, Usmanov AV, Matthaeus WH, Goldstein ML (2016) Solar Wind Collisional Age from a Global Magnetohydrodynamics Simulation. *Astrophys J* 821:34, DOI 10.3847/0004-637X/821/1/34
- Chiuderi C, Velli M (2015) *Basics of Plasma Astrophysics*. Springer, Milano, Italy
- Cohen CMS, Collier MR, Hamilton DC, Gloeckler G, Sheldon RB, von Steiger R, Wilken B (1996) Kinetic temperature ratios of O^{6+} and He^{2+} : Observa-

- tions from Wind/MASS and Ulysses/SWICS. *Geophys Res Lett* 23:1187–1190, DOI 10.1029/96GL00587
- Cohen RS, Spitzer L Jr, Routly PM (1950) The Electrical Conductivity of an Ionized Gas. *Phys Rev* 80(2):230–238, DOI 10.1103/PhysRev.80.230
- Colegrove FD, Franken PA (1960) Optical pumping of helium in the 3s_1 metastable state. *Physical Review* 119(2):680–690, DOI 10.1103/PhysRev.119.680
- Coleman PJ Jr (1968) Turbulence, Viscosity, and Dissipation in the Solar-Wind Plasma. *Astrophys J* 153:371, DOI 10.1086/149674
- Consolini G, De Marco R, Carbone V (2015) On the Emergence of a $1/k$ Spectrum in the Sub-inertial Domains of Turbulent Media. *Astrophys J* 809(1):21, DOI 10.1088/0004-637X/809/1/21
- Cornilleau-Wehrin N, Chauveau P, Louis S, Meyer A, Nappa JM, Perraut S, Rezeau L, Robert P, Roux A, de Villedary C, de Conchy Y, Friel L, Harvey CC, Hubert D, Lacombe C, Manning R, Wouters F, Lefeuvre F, Parrot M, Pincon JL, Poirier B, Kofman W, Louarn P (1997) The Cluster Spatio-Temporal Analysis of Field Fluctuations (STAFF) Experiment. *Space Sci Rev* 79:107–136, DOI 10.1023/A:1004979209565
- Coroniti FV, Kennel CF, Scarf FL, Smith EJ (1982) Whistler mode turbulence in the disturbed solar wind. *J Geophys Res* 87:6029–6044, DOI 10.1029/JA087iA08p06029
- Couturier P, Hoang S, Meyer-Vernet N, Steinberg JL (1981) Quasi-thermal noise in a stable plasma at rest: theory and observations from ISEE 3. *J Geophys Res* 86:11127–11138, DOI 10.1029/JA086iA13p11127
- Cranmer SR (2001) Ion cyclotron diffusion of velocity distributions in the extended solar corona. *J Geophys Res* 106:24937–24954, DOI 10.1029/2001JA000012
- Cranmer SR (2014) Ensemble Simulations of Proton Heating in the Solar Wind via Turbulence and Ion Cyclotron Resonance. *Astrophys J Supp* 213:16, DOI 10.1088/0067-0049/213/1/16
- Cranmer SR, van Ballegoijen AA (2005) On the Generation, Propagation, and Reflection of Alfvén Waves from the Solar Photosphere to the Distant Heliosphere. *Astrophys J Supp* 156:265–293, DOI 10.1086/426507, astro-ph/0410639
- Cranmer SR, Field GB, Kohl JL (1999) Spectroscopic Constraints on Models of Ion Cyclotron Resonance Heating in the Polar Solar Corona and High-Speed Solar Wind. *Astrophys J* 518:937–947, DOI 10.1086/307330
- Cranmer SR, Matthaeus WH, Breech BA, Kasper JC (2009) Empirical Constraints on Proton and Electron Heating in the Fast Solar Wind. *Astrophys J* 702:1604–1614, DOI 10.1088/0004-637X/702/2/1604, 0907.2650
- D’Amicis R, Bruno R (2015) On the Origin of Highly Alfvénic Slow Solar Wind. *Astrophys J* 805:84, DOI 10.1088/0004-637X/805/1/84
- D’Amicis R, Matteini L, Bruno R (2019) On the slow solar wind with high Alfvénicity: from composition and microphysics to spectral properties. *Mon Not Roy Astron Soc* 483(4):4665–4677, DOI 10.1093/mnras/sty3329, 1812.01899

- Dasso S, Milano LJ, Matthaeus WH, Smith CW (2005) Anisotropy in Fast and Slow Solar Wind Fluctuations. *Astrophys J Lett* 635:L181–L184, DOI 10.1086/499559
- Davidson RC, Ogden JM (1975) Electromagnetic ion cyclotron instability driven by ion energy anisotropy in high-beta plasmas. *Phys Fluids* 18:1045–1050, DOI 10.1063/1.861253
- Dorfman S, Carter TA (2016) Observation of an Alfvén Wave Parametric Instability in a Laboratory Plasma. *Phys Rev Lett* 116:195002, DOI 10.1103/PhysRevLett.116.195002
- Dorland W, Hammett GW (1993) Gyrofluid turbulence models with kinetic effects. *Phys Fluids B* 5:812–835, DOI 10.1063/1.860934
- Dougherty JP (1964) Model Fokker–Planck Equation for a Plasma and Its Solution. *Phys Fluids* 7(11):1788–1799, DOI 10.1063/1.2746779
- Dougherty MK, Kellock S, Southwood DJ, Balogh A, Smith EJ, Tsurutani BT, Gerlach B, Glassmeier KH, Gleim F, Russell CT, Erdos G, Neubauer FM, Cowley SWH (2004) The Cassini Magnetic Field Investigation. *Space Sci Rev* 114:331–383, DOI 10.1007/s11214-004-1432-2
- Dum CT, Marsch E, Pilipp W (1980) Determination of wave growth from measured distribution functions and transport theory. *J Plasma Phys* 23:91–113, DOI 10.1017/S0022377800022170
- Dunlop MW, Woodward TI (2000) Multi-Spacecraft Discontinuity Analysis: Orientation and Motion. In: Paschmann G, Daly PW (eds) *Analysis Methods for Multi-Spacecraft Data*, 1st edn, no. SR-001 in ISSI Scientific Report, International Space Science Institute (ISSI), Bern, Switzerland, chap 11, pp 271–306, URL <http://www.issibern.ch/forads/sr-001-11.pdf>
- Dunlop MW, Southwood DJ, Glassmeier KH, Neubauer FM (1988) Analysis of multipoint magnetometer data. *Adv Space Res* 8:273–277, DOI 10.1016/0273-1177(88)90141-X
- Dunlop MW, Dougherty MK, Kellock S, Southwood DJ (1999) Operation of the dual magnetometer on Cassini: science performance. *Planet Space Sci* 47:1389–1405, DOI 10.1016/S0032-0633(99)00060-4
- Dupree TH (1961) Dynamics of Ionized Gases. *Phys Fluids* 4:696–702, DOI 10.1063/1.1706386
- Ďurovcová T, Šafránková J, Němeček Z, Richardson JD (2017) Evolution of Proton and Alpha Particle Velocities through the Solar Cycle. *Astrophys J* 850:164, DOI 10.3847/1538-4357/aa9618
- Dusenbery PB, Hollweg JV (1981) Ion-cyclotron heating and acceleration of solar wind minor ions. *J Geophys Res* 86:153–164, DOI 10.1029/JA086iA01p00153
- Ebert RW, McComas DJ, Elliott HA, Forsyth RJ, Gosling JT (2009) Bulk properties of the slow and fast solar wind and interplanetary coronal mass ejections measured by Ulysses: Three polar orbits of observations. *J Geophys Res* 114:A01109, DOI 10.1029/2008JA013631
- Echim MM, Lemaire J, Lie-Svendsen Ø (2011) A Review on Solar Wind Modeling: Kinetic and Fluid Aspects. *Surveys Geophys* 32:1–70, DOI 10.1007/s10712-010-9106-y

- Eddington AS (1910) c 1908 (Morehouse), the envelopes of. *Mon Not Roy Astron Soc* 70:442–458, DOI 10.1093/mnras/70.5.442
- Edlén B (1943) Die Deutung der Emissionslinien im Spektrum der Sonnenkorona. Mit 6 Abbildungen. *Z Astrophys* 22:30
- Elsasser WM (1950) The Hydromagnetic Equations. *Phys Rev* 79:183–183, DOI 10.1103/PhysRev.79.183
- Escoubet CP, Schmidt R, Goldstein ML (1997) Cluster – Science and Mission Overview. *Space Sci Rev* 79:11–32, DOI 10.1023/A:1004923124586
- Fairfield DH, Scudder JD (1985) Polar rain – Solar coronal electrons in the earth’s magnetosphere. *J Geophys Res* 90:4055–4068, DOI 10.1029/JA090iA05p04055
- Farrugia CJ, Popecki M, Möbius E, Jordanova VK, Desai MI, Fitzenreiter RJ, Ogilvie KW, Matsui H, Lepri S, Zurbuchen T, Mason GM, Lawrence GR, Burlaga LF, Lepping RP, Dwyer JR, McComas D (2002) Wind and ACE observations during the great flow of 1-4 May 1998: Relation to solar activity and implications for the magnetosphere. *J Geophys Res* 107:1240, DOI 10.1029/2001JA000188
- Feldman WC, Asbridge JR, Bame SJ (1974a) The solar wind He²⁺ to H⁺ temperature ratio. *J Geophys Res* 79:2319, DOI 10.1029/JA079i016p02319
- Feldman WC, Asbridge JR, Bame SJ, Montgomery MD (1974b) Interpenetrating solar wind streams. *Rev Geophys Space Phys* 12:715–723, DOI 10.1029/RG012i004p00715
- Feldman WC, Asbridge JR, Bame SJ, Montgomery MD, Gary SP (1975) Solar wind electrons. *J Geophys Res* 80:4181–4196, DOI 10.1029/JA080i031p04181
- Feldman WC, Asbridge JR, Bame SJ, Gary SP, Montgomery MD, Zink SM (1976) Evidence for the regulation of solar wind heat flux at 1 AU. *J Geophys Res* 81:5207–5211, DOI 10.1029/JA081i028p05207
- Feldman WC, Asbridge JR, Bame SJ, Gosling JT, Lemons DS (1979) The core electron temperature profile between 0.5 and 1.0 AU in the steady-state high speed solar wind. *J Geophys Res* 84:4463–4467, DOI 10.1029/JA084iA08p04463
- Fiksel G, Almagri AF, Chapman BE, Mirnov VV, Ren Y, Sarff JS, Terry PW (2009) Mass-Dependent Ion Heating during Magnetic Reconnection in a Laboratory Plasma. *Phys Rev Lett* 103(14):145002, DOI 10.1103/PhysRevLett.103.145002
- Fitzenreiter RJ, Ogilvie KW (1992) Heat flux dropouts in the solar wind and Coulomb scattering effects. *J Geophys Res* 97(A12):19213–19219, DOI 10.1029/92JA00432
- Fitzenreiter RJ, Ogilvie KW, Chornay DJ, Keller J (1998) Observations of electron velocity distribution functions in the solar wind by the WIND Spacecraft: High angular resolution Strahl measurements. *Geophys Res Lett* 25:249–252, DOI 10.1029/97GL03703
- Fitzpatrick R (2015) *Plasma Physics: An Introduction*. CRC Press, Boca Raton, FL, USA

- Fokker AD (1914) Die mittlere Energie rotierender elektrischer Dipole im Strahlungsfeld. *Ann Phys* 348(5):810–820, DOI 10.1002/andp.19143480507
- Formisano V, Palmiotto F, Moreno G (1970) α -Particle Observations in the Solar Wind. *Sol Phys* 15:479–498, DOI 10.1007/BF00151853
- Forsyth RJ, Balogh A, Smith EJ (2002) The underlying direction of the heliospheric magnetic field through the Ulysses first orbit. *J Geophys Res* 107:1405, DOI 10.1029/2001JA005056
- Fox NJ, Velli MC, Bale SD, Decker R, Driesman A, Howard RA, Kasper JC, Kinnison J, Kusterer M, Lario D, Lockwood MK, McComas DJ, Raouafi NE, Szabo A (2016) The Solar Probe Plus Mission: Humanity’s First Visit to Our Star. *Space Sci Rev* 204:7–48, DOI 10.1007/s11214-015-0211-6
- Frandsen AMA, Connor BV, van Amersfoort J, Smith EJ (1978) The isee-c vector helium magnetometer. *IEEE Transactions on Geoscience Electronics* 16(3):195–198, DOI 10.1109/TGE.1978.294545
- Frisch U (1995) *Turbulence*. Cambridge University Press, Cambridge, UK
- Galeev AA, Oraevskii VN (1963) The Stability of Alfvén Waves. *Sov Phys Dokl* 7:988
- Galvin AB, Kistler LM, Popecki MA, Farrugia CJ, Simunac KDC, Ellis L, Möbius E, Lee MA, Boehm M, Carroll J, Crawshaw A, Conti M, Demaine P, Ellis S, Gaidos JA, Googins J, Granoff M, Gustafson A, Heirtzler D, King B, Knauss U, Lefebvre J, Longworth S, Singer K, Turco S, Vachon P, Vosbury M, Widholm M, Blush LM, Karrer R, Bochsler P, Daoudi H, Etter A, Fischer J, Jost J, Opitz A, Sigrist M, Wurz P, Klecker B, Ertl M, Seidenschwang E, Wimmer-Schweingruber RF, Koeten M, Thompson B, Steinfeld D (2008) The Plasma and Suprathermal Ion Composition (PLASTIC) Investigation on the STEREO Observatories. *Space Sci Rev* 136:437–486, DOI 10.1007/s11214-007-9296-x
- Gardini A, Laurenza M, Storini M (2011) SEP events and multi-spacecraft observations: Constraints on theory. *Adv Space Res* 47:2127–2139, DOI 10.1016/j.asr.2011.01.025
- Gardner CS (1963) Bound on the Energy Available from a Plasma. *Phys Fluids* 6:839–840, DOI 10.1063/1.1706823
- Gary SP (1993) *Theory of Space Plasma Microinstabilities*. Cambridge University Press, Cambridge, UK
- Gary SP, Lee MA (1994) The ion cyclotron anisotropy instability and the inverse correlation between proton anisotropy and proton beta. *J Geophys Res* 99:11297–11302, DOI 10.1029/94JA00253
- Gary SP, Li H (2000) Whistler Heat Flux Instability at High Beta. *Astrophys J* 529:1131–1135, DOI 10.1086/308294
- Gary SP, Madland CD (1985) Electromagnetic electron temperature anisotropy instabilities. *J Geophys Res* 90:7607–7610, DOI 10.1029/JA090iA08p07607
- Gary SP, Saito S (2007) Broadening of solar wind strahl pitch-angles by the electron/electron instability: Particle-in-cell simulations. *Geophys Res Lett* 34:L14111, DOI 10.1029/2007GL030039

- Gary SP, Feldman WC, Forslund DW, Montgomery MD (1975) Heat flux instabilities in the solar wind. *J Geophys Res* 80:4197, DOI 10.1029/JA080i031p04197
- Gary SP, Anderson BJ, Denton RE, Fuselier SA, McKean ME (1994a) A limited closure relation for anisotropic plasmas from the Earth's magnetosheath. *Phys Plasmas* 1:1676–1683, DOI 10.1063/1.870670
- Gary SP, McKean ME, Winske D, Anderson BJ, Denton RE, Fuselier SA (1994b) The proton cyclotron instability and the anisotropy/ β inverse correlation. *J Geophys Res* 99:5903–5914, DOI 10.1029/93JA03583
- Gary SP, Scime EE, Phillips JL, Feldman WC (1994c) The whistler heat flux instability: Threshold conditions in the solar wind. *J Geophys Res* 99:23391–23400, DOI 10.1029/94JA02067
- Gary SP, Li H, O'Rourke S, Winske D (1998) Proton resonant firehose instability: Temperature anisotropy and fluctuating field constraints. *J Geophys Res* 103:14567–14574, DOI 10.1029/98JA01174
- Gary SP, Skoug RM, Daughton W (1999) Electron heat flux constraints in the solar wind. *Phys Plasmas* 6:2607–2612, DOI 10.1063/1.873532
- Gary SP, Skoug RM, Steinberg JT, Smith CW (2001) Proton temperature anisotropy constraint in the solar wind: ACE observations. *Geophys Res Lett* 28:2759–2762, DOI 10.1029/2001GL013165
- Gary SP, Smith CW, Skoug RM (2005) Signatures of Alfvén-cyclotron wave-ion scattering: Advanced Composition Explorer (ACE) solar wind observations. *J Geophys Res* 110:A07108, DOI 10.1029/2004JA010569
- Gary SP, Hughes RS, Wang J (2016a) Whistler Turbulence Heating of Electrons and Ions: Three-dimensional Particle-in-cell Simulations. *Astrophys J* 816:102, DOI 10.3847/0004-637X/816/2/102
- Gary SP, Jian LK, Broiles TW, Stevens ML, Podesta JJ, Kasper JC (2016b) Ion-driven instabilities in the solar wind: Wind observations of 19 March 2005. *J Geophys Res* 121:30–41, DOI 10.1002/2015JA021935
- Gazis PR, Lazarus AJ (1982) Voyager observations of solar wind proton temperature - 1-10 AU. *Geophys Res Lett* 9:431–434, DOI 10.1029/GL009i004p00431
- Gazis PR, Barnes A, Mihalov JD, Lazarus AJ (1994) Solar wind velocity and temperature in the outer heliosphere. *J Geophys Res* 99:6561–6573, DOI 10.1029/93JA03144
- Geiger H, Marsden E (1913) The Laws of Deflexion of α Particles through Large Angles. *Philos Mag* 25(148):604–623, DOI 10.1080/14786440408634197
- Gershman DJ, Zurbuchen TH, Fisk LA, Gilbert JA, Raines JM, Anderson BJ, Smith CW, Korth H, Solomon SC (2012) Solar wind alpha particles and heavy ions in the inner heliosphere observed with MESSENGER. *J Geophys Res* 117:A00M02, DOI 10.1029/2012JA017829
- Geyger WA (1962) The Ring-Core Magnetometer – A New Type of Second-Harmonic Flux-Gate Magnetometer. *T Am I Elec Engin P* 1 81(1):65–73, DOI 10.1109/TCE.1962.6373206

- Giacalone J, Drake JF, Jokipii JR (2012) The Acceleration Mechanism of Anomalous Cosmic Rays. *Space Sci Rev* 173:283–307, DOI 10.1007/s11214-012-9915-z
- Gloeckler G (1990) Ion composition measurement techniques for space plasmas. *Rev Sci Instrum* 61:3613–3620, DOI 10.1063/1.1141581
- Gloeckler G, Geiss J (1989) The abundances of elements and isotopes in the solar wind. In: Waddington CJ (ed) *Cosmic Abundances of Matter*, American Institute of Physics Conference Series, vol 183, pp 49–71, DOI 10.1063/1.37985
- Gloeckler G, Geiss J (1998) Interstellar and Inner Source Pickup Ions Observed with SWICS on ULYSSES. *Space Sci Rev* 86:127–159, DOI 10.1023/A:1005019628054
- Gloeckler G, Geiss J, Balsiger H, Bedini P, Cain JC, Fischer J, Fisk LA, Galvin AB, Gliem F, Hamilton DC, Hollweg JV, Ipavich FM, Joos R, Livi S, Lundgren RA, Mall U, McKenzie JF, Ogilvie KW, Ottens F, Rieck W, Tums EO, von Steiger R, Weiss W, Wilken B (1992) The Solar Wind Ion Composition Spectrometer. *Astron Astrophys Suppl Ser* 92(2):267–289
- Gloeckler G, Cain J, Ipavich FM, Tums EO, Bedini P, Fisk LA, Zurbuchen TH, Bochsler P, Fischer J, Wimmer-Schweingruber RF, Geiss J, Kallenbach R (1998) Investigation of the composition of solar and interstellar matter using solar wind and pickup ion measurements with SWICS and SWIMS on the ACE spacecraft. *Space Sci Rev* 86:497–539, DOI 10.1023/A:1005036131689
- Goldreich P, Sridhar S (1995) Toward a theory of interstellar turbulence. 2: Strong Alfvénic turbulence. *Astrophys J* 438:763–775, DOI 10.1086/175121
- Goldstein BE, Neugebauer M, Smith EJ (1995) Alfvén waves, alpha particles, and pickup ions in the solar wind. *Geophys Res Lett* 22:3389–3392, DOI 10.1029/95GL03182
- Goldstein BE, Neugebauer M, Zhang LD, Gary SP (2000) Observed constraint on proton-proton relative velocities in the solar wind. *Geophys Res Lett* 27:53–56, DOI 10.1029/1999GL003637
- Goldstein ML (1978) An instability of finite amplitude circularly polarized Alfvén waves. *Astrophys J* 219:700–704, DOI 10.1086/155829
- Gomberoff L, Elgueta R (1991) Resonant acceleration of alpha particles by ion cyclotron waves in the solar wind. *J Geophys Res* 96:9801–9804, DOI 10.1029/91JA00613
- Gosling JT (2012) Magnetic Reconnection in the Solar Wind. *Space Sci Rev* 172:187–200, DOI 10.1007/s11214-011-9747-2
- Gosling JT, Baker DN, Bame SJ, Feldman WC, Zwickl RD, Smith EJ (1987) Bidirectional solar wind electron heat flux events. *J Geophys Res* 92:8519–8535, DOI 10.1029/JA092iA08p08519
- Gould RW, O’Neil TM, Malmberg JH (1967) Plasma Wave Echo. *Phys Rev Lett* 19:219–222, DOI 10.1103/PhysRevLett.19.219
- Graham GA, Rae IJ, Owen CJ, Walsh AP, Arridge CS, Gilbert L, Lewis GR, Jones GH, Forsyth C, Coates AJ, Waite JH (2017) The evolution of solar wind strahl with heliospheric distance. *J Geophys Res* 122:3858–3874, DOI 10.1002/2016JA023656

- Grappin R, Mangeney A, Marsch E (1990) On the origin of solar wind MHD turbulence: Helios data revisited. *J Geophys Res* 95(A6):8197–8209, DOI 10.1029/JA095iA06p08197
- Grard RJL, Buechner J, Scholer M, Burgess D (1991) Planetary magnetospheric physics I. Proceedings. Symposium 6 and Topical Meeting of the COSPAR Interdisciplinary Scientific Commission D (Meetings D2, D4) of the COSPAR 28. Plenary Meeting, The Hague (Netherlands), 25 Jun - 6 Jul 1990. *Adv Space Res* 11
- Greco A, Chuychai P, Matthaeus WH, Servidio S, Dmitruk P (2008) Intermittent MHD structures and classical discontinuities. *Geophys Res Lett* 35:L19111, DOI 10.1029/2008GL035454
- Greco A, Matthaeus WH, D’Amicis R, Servidio S, Dmitruk P (2012) Evidence for Nonlinear Development of Magnetohydrodynamic Scale Intermittency in the Inner Heliosphere. *Astrophys J* 749:105, DOI 10.1088/0004-637X/749/2/105
- Greco A, Perri S, Servidio S, Yordanova E, Veltri P (2016) The Complex Structure of Magnetic Field Discontinuities in the Turbulent Solar Wind. *Astrophys J Lett* 823:L39, DOI 10.3847/2041-8205/823/2/L39, 1511.03084
- Greco A, Matthaeus WH, Perri S, Osman KT, Servidio S, Wan M, Dmitruk P (2018) Partial Variance of Increments Method in Solar Wind Observations and Plasma Simulations. *Space Sci Rev* 214:1, DOI 10.1007/s11214-017-0435-8
- Griffiths DJ (2013) Introduction to Electrodynamics, 4th edn. Pearson Education, Boston, MA, USA
- Gringauz KI, Bezrokhikh VV, Ozerov VD, Rybchinskii RE (1960) A Study of the Interplanetary Ionized Gas, High-Energy Electrons and Corpuscular Radiation from the Sun by Means of the Three-Electrode Trap for Charged Particles on the Second Soviet Cosmic Rocket. *Sov Phys Dokl* 5:361
- Grotian W (1939) Zur Frage der Deutung der Linien im Spektrum der Sonnenkorona. *Naturwissenschaften* 27:214–214, DOI 10.1007/BF01488890
- Gurgiolo C, Goldstein ML, Viñas AF, Fazakerley AN (2012) Direct observations of the formation of the solar wind halo from the strahl. *Ann Geophys* 30:163–175, DOI 10.5194/angeo-30-163-2012
- Gurnett DA, Kurth WS, Kirchner DL, Hospodarsky GB, Averkamp TF, Zarka P, Lecacheux A, Manning R, Roux A, Canu P, Cornilleau-Wehrlin N, Galopeau P, Meyer A, Boström R, Gustafsson G, Wahlund JE, Åhlin L, Rucker HO, Ladreiter HP, Macher W, Woolliscroft LJC, Alleyne H, Kaiser ML, Desch MD, Farrell WM, Harvey CC, Louarn P, Kellogg PJ, Goetz K, Pedersen A (2004) The cassini radio and plasma wave investigation. *Space Science Reviews* 114:395–463, DOI 10.1007/s11214-004-1434-0
- Halekas JS, Taylor ER, Dalton G, Johnson G, Curtis DW, McFadden JP, Mitchell DL, Lin RP, Jakosky BM (2015) The Solar Wind Ion Analyzer for MAVEN. *Space Sci Rev* 195:125–151, DOI 10.1007/s11214-013-0029-z
- Hamilton K, Smith CW, Vasquez BJ, Leamon RJ (2008) Anisotropies and helicities in the solar wind inertial and dissipation ranges at 1 AU. *J Geophys Res* 113:A01106, DOI 10.1029/2007JA012559

- Hammond CM, Feldman WC, McComas DJ, Phillips JL, Forsyth RJ (1996) Variation of electron-strahl width in the high-speed solar wind: ULYSSES observations. *Astron Astrophys* 316:350–354
- He J, Marsch E, Tu C, Yao S, Tian H (2011) Possible Evidence of Alfvén-cyclotron Waves in the Angle Distribution of Magnetic Helicity of Solar Wind Turbulence. *Astrophys J* 731:85, DOI 10.1088/0004-637X/731/2/85
- He J, Tu C, Marsch E, Yao S (2012a) Do Oblique Alfvén/Ion-cyclotron or Fast-mode/Whistler Waves Dominate the Dissipation of Solar Wind Turbulence near the Proton Inertial Length? *Astrophys J Lett* 745:L8, DOI 10.1088/2041-8205/745/1/L8
- He J, Tu C, Marsch E, Yao S (2012b) Reproduction of the Observed Two-component Magnetic Helicity in Solar Wind Turbulence by a Superposition of Parallel and Oblique Alfvén Waves. *Astrophys J* 749:86, DOI 10.1088/0004-637X/749/1/86
- He J, Wang L, Tu C, Marsch E, Zong Q (2015) Evidence of Landau and Cyclotron Resonance between Protons and Kinetic Waves in Solar Wind Turbulence. *Astrophys J Lett* 800:L31, DOI 10.1088/2041-8205/800/2/L31
- Heber B, Fichtner H, Scherer K (2006) Solar and Heliospheric Modulation of Galactic Cosmic Rays. *Space Sci Rev* 125:81–93, DOI 10.1007/s11214-006-9048-3
- Hefti S, Grünwaldt H, Ipavich FM, Bochsler P, Hovestadt D, Aellig MR, Hilchenbach M, Kallenbach R, Galvin AB, Geiss J, Gliem F, Gloeckler G, Klecker B, Marsch E, Möbius E, Neugebauer M, Wurz P (1998) Kinetic properties of solar wind minor ions and protons measured with SOHO/CELIAS. *J Geophys Res* 103:29697–29704, DOI 10.1029/1998JA900022
- Heidrich-Meisner V, Peleikis T, Kruse M, Berger L, Wimmer-Schweingruber R (2016) Observations of high and low Fe charge states in individual solar wind streams with coronal-hole origin. *Astron Astrophys* 593:A70, DOI 10.1051/0004-6361/201527998
- Hellinger P (2016) Ion Collisional Transport Coefficients in the Solar Wind at 1 au. *Astrophys J* 825(2):120, DOI doi:10.3847/0004-637X/825/2/120
- Hellinger P, Matsumoto H (2000) New kinetic instability: Oblique Alfvén fire hose. *J Geophys Res* 105:10519–10526, DOI 10.1029/1999JA000297
- Hellinger P, Trávníček PM (2009) On Coulomb collisions in bi-Maxwellian plasmas. *Phys Plasmas* 16(5):054501, DOI 10.1063/1.3139253
- Hellinger P, Trávníček PM (2010) Langevin representation of Coulomb collisions for bi-Maxwellian plasmas. *J Comp Phys* 229:5432–5439, DOI 10.1016/j.jcp.2010.04.009
- Hellinger P, Trávníček PM (2008) Oblique proton fire hose instability in the expanding solar wind: Hybrid simulations. *J Geophys Res* 113:A10109, DOI 10.1029/2008JA013416
- Hellinger P, Trávníček PM (2014) Solar Wind Protons at 1 AU: Trends and Bounds, Constraints and Correlations. *Astrophys J Lett* 784:L15, DOI 10.1088/2041-8205/784/1/L15, 1402.4611

- Hellinger P, Trávníček P, Kasper JC, Lazarus AJ (2006) Solar wind proton temperature anisotropy: Linear theory and WIND/SWE observations. *Geophys Res Lett* 33:L09101, DOI 10.1029/2006GL025925
- Hellinger P, Matteini L, Štverák Š, Trávníček PM, Marsch E (2011) Heating and cooling of protons in the fast solar wind between 0.3 and 1 AU: Helios revisited. *J Geophys Res* 116:A09105, DOI 10.1029/2011JA016674
- Hellinger P, Trávníček PM, Štverák Š, Matteini L, Velli M (2013) Proton thermal energetics in the solar wind: Helios reloaded. *J Geophys Res* 118:1351–1365, DOI 10.1002/jgra.50107
- Hernández R, Marsch E (1985) Collisional Time Scales for Temperature and Velocity Exchange Between Drifting Maxwellians. *J Geophys Res* 90(A11):11062–11066, DOI 10.1029/JA090iA11p11062
- Hernández R, Livi S, Marsch E (1987) On the He^{2+} to H^+ Temperature Ratio in Slow Solar Wind. *J Geophys Res* 92:7723–7727, DOI 10.1029/JA092iA07p07723
- Hoang S, Maksimovic M, Bougeret JL, Reiner MJ, Kaiser ML (1998) Wind-Ulysses source location of radio emissions associated with the January 1997 coronal mass ejection. *Geophys Res Lett* 25(14):2497–2500, DOI 10.1029/98GL00571
- Hodgson R (1859) On a curious Appearance seen in the Sun. *Mon Not Roy Astron Soc* 20:15–16, DOI 10.1093/mnras/20.1.15
- Hoffmeister C (1943) Physikalische Untersuchungen an Kometen. I. Die Beziehungen des primären Schweifstrahls zum Radiusvektor. Mit 2 Abbildungen. *Z Astrophys* 22:265
- Hollweg JV (1971) Density fluctuations driven by Alfvén waves. *J Geophys Res* 76(22):5155, DOI 10.1029/JA076i022p05155
- Hollweg JV (1974) Transverse Alfvén waves in the solar wind: Arbitrary k , v_0 , B_0 , and $-\delta B$. *J Geophys Res* 79(10):1539, DOI 10.1029/JA079i010p01539
- Hollweg JV (1975) Waves and instabilities in the solar wind. *Rev Geophys Space Phys* 13:263–289, DOI 10.1029/RG013i001p00263
- Hollweg JV (1994) Beat, modulational, and decay instabilities of a circularly polarized Alfvén wave. *J Geophys Res* 99:23, DOI 10.1029/94JA02185
- Hollweg JV (1999) Cyclotron resonance in coronal holes: 1. Heating and acceleration of protons, O^{5+} , and Mg^{9+} . *J Geophys Res* 104:24781–24792, DOI 10.1029/1999JA900300
- Hollweg JV, Isenberg PA (2002) Generation of the fast solar wind: A review with emphasis on the resonant cyclotron interaction. *J Geophys Res* 107:1147, DOI 10.1029/2001JA000270
- Hollweg JV, Lee MA (1989) Slow twists of solar magnetic flux tubes and the polar magnetic field of the sun. *Geophys Res Lett* 16:919–922, DOI 10.1029/GL016i008p00919
- Hollweg JV, Völk HJ (1970) New plasma instabilities in the solar wind. *J Geophys Res* 75:5297, DOI 10.1029/JA075i028p05297
- Hoppock IW, Chandran BDG, Klein KG, Mallet A, Verscharen D (2018) Stochastic proton heating by kinetic-Alfvén-wave turbulence in mod-

- erately high- plasmas. *J Plasma Phys* 84(6):905840615, DOI 10.1017/S0022377818001277, 1811.08873
- Horaites K, Astfalk P, Boldyrev S, Jenko F (2018) Stability analysis of core-strahl electron distributions in the solar wind. *Mon Not Roy Astron Soc* 480:1499, DOI 10.1093/mnras/sty1808
- Horaites K, Boldyrev S, Wilson LB III, Viñas AF, Merka J (2018) Kinetic Theory and Fast Wind Observations of the Electron Strahl. *Mon Not Roy Astron Soc* 474:115–127, DOI 10.1093/mnras/stx2555
- Horbury TS, Wicks RT, Chen CHK (2012) Anisotropy in Space Plasma Turbulence: Solar Wind Observations. *Space Sci Rev* 172:325–342, DOI 10.1007/s11214-011-9821-9
- Howard TA, Tappin SJ (2009) Interplanetary Coronal Mass Ejections Observed in the Heliosphere: 1. Review of Theory. *Space Sci Rev* 147:31–54, DOI 10.1007/s11214-009-9542-5
- Howes GG (2010) A prescription for the turbulent heating of astrophysical plasmas. *Mon Not Roy Astron Soc* 409:L104–L108, DOI 10.1111/j.1745-3933.2010.00958.x, 1009.4212
- Howes GG (2015) A dynamical model of plasma turbulence in the solar wind. *Philos T Roy Soc A* 373:20140145–20140145, DOI 10.1098/rsta.2014.0145, 1502.04109
- Howes GG (2016) The Dynamical Generation of Current Sheets in Astrophysical Plasma Turbulence. *Astrophys J Lett* 827:L28, DOI 10.3847/2041-8205/827/2/L28, 1607.07465
- Howes GG, Cowley SC, Dorland W, Hammett GW, Quataert E, Schekochihin AA (2006) Astrophysical Gyrokinetics: Basic Equations and Linear Theory. *Astrophys J* 651:590–614, DOI 10.1086/506172, astro-ph/0511812
- Howes GG, Bale SD, Klein KG, Chen CHK, Salem CS, TenBarge JM (2012) The Slow-mode Nature of Compressible Wave Power in Solar Wind Turbulence. *Astrophys J Lett* 753:L19, DOI 10.1088/2041-8205/753/1/L19, 1106.4327
- Howes GG, Klein KG, TenBarge JM (2014a) The Quasilinear Premise for the Modeling of Plasma Turbulence. *ArXiv e-prints* 1404.2913
- Howes GG, Klein KG, TenBarge JM (2014b) Validity of the Taylor Hypothesis for Linear Kinetic Waves in the Weakly Collisional Solar Wind. *Astrophys J* 789(2):106, DOI 10.1088/0004-637X/789/2/106, 1405.5460
- Howes GG, McCubbin AJ, Klein KG (2018) Spatially localized particle energization by Landau damping in current sheets produced by strong Alfvén wave collisions. *J Plasma Phys* 84(1):905840105, DOI 10.1017/S0022377818000053, 1708.00757
- Huba JD (2016) NRL Plasma Formulary. Tech. rep., Naval Research Laboratory, Washington, DC, USA, URL <http://www.nrl.navy.mil/ppd/content/nrl-plasma-formulary>
- Hughes RS, Gary SP, Wang J, Parashar TN (2017) Kinetic Alfvén Turbulence: Electron and Ion Heating by Particle-in-cell Simulations. *Astrophys J Lett* 847:L14, DOI 10.3847/2041-8213/aa8b13

- Hunana P, Zank GP (2017) On the Parallel and Oblique Firehose Instability in Fluid Models. *Astrophys J* 839(1):13, DOI 10.3847/1538-4357/aa64e3, 1703.06221
- Hundhausen AJ (1970) Composition and dynamics of the solar wind plasma. *Rev Geophys Space Phys* 8:729–811, DOI 10.1029/RG008i004p00729
- Hundhausen AJ, Asbridge JR, Bame SJ, Gilbert HE, Strong IB (1967a) Vela 3 Satellite Observations of Solar Wind Ions: A Preliminary Report. *J Geophys Res* 72:87, DOI 10.1029/JZ072i001p00087
- Hundhausen AJ, Bame SJ, Ness NF (1967b) Solar Wind Thermal Anisotropies: Vela 3 and IMP 3. *J Geophys Res* 72:5265, DOI 10.1029/JZ072i021p05265
- Ibscher D, Schlickeiser R (2014) Solar wind kinetic instabilities at small plasma betas. *Phys Plasmas* 21:022110, DOI 10.1063/1.4863497
- Iroshnikov PS (1963) Turbulence of a Conducting Fluid in a Strong Magnetic Field. *Astron Zh* 40:742
- Isenberg PA (2001) Heating of Coronal Holes and Generation of the Solar Wind by Ion-Cyclotron Resonance. *Space Sci Rev* 95:119–131
- Isenberg PA, Hollweg JV (1983) On the preferential acceleration and heating of solar wind heavy ions. *J Geophys Res* 88:3923–3935, DOI 10.1029/JA088iA05p03923
- Isenberg PA, Maruca BA, Kasper JC (2013) Self-consistent Ion Cyclotron Anisotropy-Beta Relation for Solar Wind Protons. *Astrophys J* 773:164, DOI 10.1088/0004-637X/773/2/164, 1307.1059
- Issautier K, Meyer-Vernet N, Moncuquet M, Hoang S (1998) Solar wind radial and latitudinal structure - Electron density and core temperature from ULYSSES thermal noise spectroscopy. *J Geophys Res* 103:1969, DOI 10.1029/97JA02661
- Jackson JD (1958) Plasma Oscillations. Tech. rep.
- Jackson JD (1975) *Classical Electrodynamics*, 2nd edn. John Wiley & Sons, New York, NY, USA
- Jian LK, Russell CT, Luhmann JG, Strangeway RJ, Leisner JS, Galvin AB (2009) Ion Cyclotron Waves in the Solar Wind Observed by STEREO Near 1 AU. *Astrophys J Lett* 701:L105–L109, DOI 10.1088/0004-637X/701/2/L105
- Jian LK, Russell CT, Luhmann JG, Anderson BJ, Boardsen SA, Strangeway RJ, Cowee MM, Wennmacher A (2010) Observations of ion cyclotron waves in the solar wind near 0.3 AU. *J Geophys Res* 115:A12115, DOI 10.1029/2010JA015737
- Jian LK, Wei HY, Russell CT, Luhmann JG, Klecker B, Omid N, Isenberg PA, Goldstein ML, Figueroa-Viñas A, Blanco-Cano X (2014) Electromagnetic Waves near the Proton Cyclotron Frequency: STEREO Observations. *Astrophys J* 786:123, DOI 10.1088/0004-637X/786/2/123
- Jockers K (1968) On the stability of the solar wind. *Solar Phys* 3(4):603–610, DOI 10.1007/BF00151941
- Jockers K (1970) Solar Wind Models Based on Exospheric Theory. *Astron Astrophys* 6:219–239

- Johnson JR, Cheng CZ (2001) Stochastic ion heating at the magnetopause due to kinetic Alfvén waves. *Geophys Res Lett* 28:4421–4424, DOI 10.1029/2001GL013509
- Johnson NL (1979) *Handbook of Soviet Lunar and Planetary Exploration, Science and Technology Series, vol 47*. American Astronautical Society, San Diego, CA, USA
- Kaiser ML, Kucera TA, Davila JM, St Cyr OC, Guhathakurta M, Christian E (2008) The STEREO Mission: An Introduction. *Space Sci Rev* 136:5–16, DOI 10.1007/s11214-007-9277-0
- Karimabadi H, Roytershteyn V, Wan M, Matthaeus WH, Daughton W, Wu P, Shay M, Loring B, Borovsky J, Leonardis E, Chapman SC, Nakamura TKM (2013) Coherent structures, intermittent turbulence, and dissipation in high-temperature plasmas. *Phys Plasmas* 20(1):012303, DOI 10.1063/1.4773205
- Kasper JC (2002) *Solar Wind Plasma: Kinetic Properties and Micro-Instabilities*. PhD thesis, Massachusetts Institute of Technology, URL <http://hdl.handle.net/1721.1/29937>
- Kasper JC, Klein KG (2019) Strong Preferential Ion Heating is Limited to within the Solar Alfvén Surface. *Astrophys J Lett* 877(2):L35, DOI 10.3847/2041-8213/ab1de5, 1906.02763
- Kasper JC, Lazarus AJ, Gary SP (2002) Wind/SWE observations of firehose constraint on solar wind proton temperature anisotropy. *Geophys Res Lett* 29:1839, DOI 10.1029/2002GL015128
- Kasper JC, Lazarus AJ, Steinberg JT, Ogilvie KW, Szabo A (2006) Physics-based tests to identify the accuracy of solar wind ion measurements: A case study with the Wind Faraday Cups. *J Geophys Res* 111(A11):3105, DOI 10.1029/2005JA011442
- Kasper JC, Stevens ML, Lazarus AJ, Steinberg JT, Ogilvie KW (2007) Solar Wind Helium Abundance as a Function of Speed and Heliographic Latitude: Variation through a Solar Cycle. *Astrophys J* 660:901–910, DOI 10.1086/510842
- Kasper JC, Lazarus AJ, Gary SP (2008) Hot Solar-Wind Helium: Direct Evidence for Local Heating by Alfvén-Cyclotron Dissipation. *Phys Rev Lett* 101(26):261103, DOI 10.1103/PhysRevLett.101.261103
- Kasper JC, Stevens ML, Korreck KE, Maruca BA, Kiefer KK, Schwadron NA, Lepri ST (2012) Evolution of the Relationships between Helium Abundance, Minor Ion Charge State, and Solar Wind Speed over the Solar Cycle. *Astrophys J* 745:162, DOI 10.1088/0004-637X/745/2/162
- Kasper JC, Maruca BA, Stevens ML, Zaslavsky A (2013) Sensitive Test for Ion-Cyclotron Resonant Heating in the Solar Wind. *Phys Rev Lett* 110(9):091102, DOI 10.1103/PhysRevLett.110.091102
- Kasper JC, Klein KG, Weber T, Maksimovic M, Zaslavsky A, Bale SD, Maruca BA, Stevens ML, Case AW (2017) A Zone of Preferential Ion Heating Extends Tens of Solar Radii from the Sun. *Astrophys J* 849:126, DOI 10.3847/1538-4357/aa84b1
- Kawamori E (2013) Experimental Verification of Entropy Cascade in Two-Dimensional Electrostatic Turbulence in Magnetized Plasma.

- Phys Rev Lett 110(9):095001, DOI 10.1103/PhysRevLett.110.095001
- Kawazura Y, Barnes M, Schekochihin AA (2019) Thermal disequilibrium of ions and electrons by collisionless plasma turbulence. *P Natl Acad Sci* 116(3):771–776, DOI 10.1073/pnas.1812491116, 1807.07702
- Kellogg PJ, Horbury TS (2005) Rapid density fluctuations in the solar wind. *Ann Geophys* 23:3765–3773, DOI 10.5194/angeo-23-3765-2005
- Kellogg PJ, Goetz K, Monson SJ (2016) Dust impact signals on the wind spacecraft. *J Geophys Res* 121(2):966–991, DOI 10.1002/2015JA021124
- Kennel CF, Engelmann F (1966) Velocity Space Diffusion from Weak Plasma Turbulence in a Magnetic Field. *Phys Fluids* 9:2377–2388, DOI 10.1063/1.1761629
- Kennel CF, Petschek HE (1966) Limit on Stably Trapped Particle Fluxes. *J Geophys Res* 71:1
- Kivelson MG, Bagenal F (2007) Planetary Magnetospheres, pp 519–540. DOI 10.1016/B978-012088589-3/50032-3
- Kivelson MG, Southwood DJ (1996) Mirror instability II: The mechanism of nonlinear saturation. *J Geophys Res* 101:17365–17372, DOI 10.1029/96JA01407
- Kiyani KH, Osman KT, Chapman SC (2015) Dissipation and heating in solar wind turbulence: from the macro to the micro and back again. *Philos T Roy Soc A* 373(2041), DOI 10.1098/rsta.2014.0155
- Klein KG, Chandran BDG (2016) Evolution of the Proton Velocity Distribution due to Stochastic Heating in the Near-Sun Solar Wind. *Astrophys J* 820:47, DOI 10.3847/0004-637X/820/1/47, 1602.05114
- Klein KG, Howes GG (2015) Predicted impacts of proton temperature anisotropy on solar wind turbulence. *Phys Plasmas* 22(3):032903, DOI 10.1063/1.4914933, 1503.00695
- Klein KG, Howes GG, TenBarge JM, Bale SD, Chen CHK, Salem CS (2012) Using Synthetic Spacecraft Data to Interpret Compressible Fluctuations in Solar Wind Turbulence. *Astrophys J* 755:159, DOI 10.1088/0004-637X/755/2/159, 1206.6564
- Klein KG, Howes GG, TenBarge JM (2014a) The Violation of the Taylor Hypothesis in Measurements of Solar Wind Turbulence. *Astrophys J Lett* 790(2):L20, DOI 10.1088/2041-8205/790/2/L20, 1406.5470
- Klein KG, Howes GG, TenBarge JM, Podesta JJ (2014b) Physical Interpretation of the Angle-dependent Magnetic Helicity Spectrum in the Solar Wind: The Nature of Turbulent Fluctuations near the Proton Gyroradius Scale. *Astrophys J* 785:138, DOI 10.1088/0004-637X/785/2/138, 1403.2306
- Klein KG, Perez JC, Verscharen D, Mallet A, Chandran BDG (2015) A Modified Version of Taylor’s Hypothesis for Solar Probe Plus Observations. *Astrophys J Lett* 801(1):L18, DOI 10.1088/2041-8205/801/1/L18, 1412.3786
- Klein KG, Kasper JC, Korreck KE, Stevens ML (2017) Applying Nyquist’s method for stability determination to solar wind observations. *J Geophys Res* 122:9815–9823, DOI 10.1002/2017JA024486
- Klein KG, Alterman BL, Stevens ML, Vech D, Kasper JC (2018) Majority of solar wind intervals support ion-driven instabilities.

- Phys Rev Lett 120:205102, DOI 10.1103/PhysRevLett.120.205102
- Klein KG, Alexandrova O, Bookbinder J, Caprioli D, Case AW, Chandran BDG, Chen LJ, Horbury T, Jian L, Kasper JC, Le Contel O, Maruca BA, Matthaeus W, Retino A, Roberts O, Schekochihin A, Skoug R, Smith C, Steinberg J, Spence H, Vasquez B, TenBarge JM, Verscharen D, Whittlesey P (2019) Multipoint Measurements of the Solar Wind: A Proposed Advance for Studying Magnetized Turbulence. Plasma 2020 Decadal Survey White Paper, arXiv:1903.05740
- Klein KL, Dalla S (2017) Acceleration and Propagation of Solar Energetic Particles. Space Sci Rev 212:1107–1136, DOI 10.1007/s11214-017-0382-4, 1705.07274
- Klein LW, Ogilvie KW, Burlaga LF (1985) Coulomb collisions in the solar wind. J Geophys Res 90(A8):7389–7396, DOI 10.1029/JA090iA08p07389
- Klimontovich YL (1967) The Statistical Theory of Non-Equilibrium Processes in a Plasma. Pergamon Press Ltd., Oxford, UK
- Klimontovich YL (1997) Physics of collisionless plasma. Phys Usp 40:21–51, DOI 10.1070/PU1997v040n01ABEH000200
- Kohl JL, Noci G, Cranmer SR, Raymond JC (2006) Ultraviolet spectroscopy of the extended solar corona. Astron Astrophys Rev 13:31–157, DOI 10.1007/s00159-005-0026-7
- Kohlhase CE, Penzo PA (1977) Voyager mission description. Space Sci Rev 21(2):77–101, DOI 10.1007/BF00200846
- Kolmogorov A (1941a) The Local Structure of Turbulence in Incompressible Viscous Fluid for Very Large Reynolds' Numbers. Dokl Akad Nauk SSSR 30:301–305
- Kolmogorov AN (1941b) Dissipation of Energy in Locally Isotropic Turbulence. Dokl Akad Nauk SSSR 32:16
- Kraichnan RH (1965) Inertial-Range Spectrum of Hydromagnetic Turbulence. Phys Fluids 8:1385–1387, DOI 10.1063/1.1761412
- Krall NA, Trivelpiece AW (1973) Principles of plasma physics. McGraw-Hill Kogakusha, Tokyo, Japan
- Krüger H, Landgraf M, Altobelli N, Grün E (2007) Interstellar Dust in the Solar System. Space Sci Rev 130:401–408, DOI 10.1007/s11214-007-9181-7, 0706.3110
- Kunz MW, Schekochihin AA, Cowley SC, Binney JJ, Sanders JS (2011) A thermally stable heating mechanism for the intracluster medium: turbulence, magnetic fields and plasma instabilities. Mon Not Roy Astron Soc 410:2446–2457, DOI 10.1111/j.1365-2966.2010.17621.x, 1003.2719
- Kunz MW, Schekochihin AA, Stone JM (2014) Firehose and Mirror Instabilities in a Collisionless Shearing Plasma. Phys Rev Lett 112(20):205003, DOI 10.1103/PhysRevLett.112.205003, 1402.0010
- Kunz MW, Schekochihin AA, Chen CHK, Abel IG, Cowley SC (2015) Inertial-range kinetic turbulence in pressure-anisotropic astrophysical plasmas. J Plasma Phys 81:325810501, DOI 10.1017/S0022377815000811
- Kunz MW, Abel IG, Klein KG, Schekochihin AA (2018) Astrophysical gyrokinetics: turbulence in pressure-anisotropic plasmas at ion scales and be-

- yond. *J Plasma Phys* 84(2):715840201, DOI 10.1017/S0022377818000296, 1712.02269
- Laakso H, Perry C, McCaffrey S, Herment D, Allen AJ, Harvey CC, Escoubet CP, Gruenberger C, Taylor MGGT, Turner R (2010) Cluster Active Archive: Overview. *Astrophys Space Sci Proc* 11:3–37, DOI 10.1007/978-90-481-3499-1_1
- Lacombe C, Alexandrova O, Matteini L, Santolík O, Cornilleau-Wehrin N, Mangeney A, de Conchy Y, Maksimovic M (2014) Whistler Mode Waves and the Electron Heat Flux in the Solar Wind: Cluster Observations. *Astrophys J* 796:5, DOI 10.1088/0004-637X/796/1/5, 1410.6187
- Lacombe C, Alexandrova O, Matteini L (2017) Anisotropies of the Magnetic Field Fluctuations at Kinetic Scales in the Solar Wind: Cluster Observations. *Astrophys J* 848:45, DOI 10.3847/1538-4357/aa8c06, 1710.02341
- Lakhina GS (1985) Electromagnetic lower hybrid instability in the solar wind. *Astrophys Space Sci* 111:325–334, DOI 10.1007/BF00649972
- Laming JM (2015) The FIP and Inverse FIP Effects in Solar and Stellar Coroneae. *Living Rev Solar Phys* 12:2, DOI 10.1007/lrsp-2015-2, 1504.08325
- Landau LD (1936) Kinetic equation for the Coulomb effect. *Phys Z Sowjetunion* 10:154
- Landau LD (1937) Kinetic equation for the Coulomb effect. *Zh Eksp Teor Fiz* 7:203
- Landau LD (1946) On the vibrations of the electronic plasma. *Zh Eksp Teor Fiz* 10:25–34
- Landau LD, Lifshitz EM (1969) *Statistical physics. Part 1*. Pergamon Press, Oxford, UK
- Landi S, Pantellini F, Matteini L (2010) Radial Evolution of the Electron Velocity Distribution in the Heliosphere: Role of Collisions. In: *Twelfth International Solar Wind Conference*, vol 1216, pp 218–222, DOI 10.1063/1.3395841
- Landi S, Matteini L, Pantellini F (2012) On the Competition Between Radial Expansion and Coulomb Collisions in Shaping the Electron Velocity Distribution Function: Kinetic Simulations. *Astrophys J* 760:143, DOI 10.1088/0004-637X/760/2/143
- Landi S, Matteini L, Pantellini F (2014) Electron Heat Flux in the Solar Wind: Are We Observing the Collisional Limit in the 1 AU Data? *Astrophys J Lett* 790:L12, DOI 10.1088/2041-8205/790/1/L12
- Lapenta G (2008) Self-Feeding Turbulent Magnetic Reconnection on Macroscopic Scales. *Phys Rev Lett* 100(23):235001, DOI 10.1103/PhysRevLett.100.235001, 0805.0426
- Larson DE, Lin RP, Steinberg J (2000) Extremely Cold Electrons in the January 1997 Magnetic Cloud. *Geophys Res Lett* 27:157–160, DOI 10.1029/1999GL003632
- Lazarus AJ, Bridge HS, Davis J (1966) Preliminary results from the Pioneer 6 M. I. T. Plasma Experiment. *J Geophys Res* 71:3787–3790, DOI 10.1029/JZ071i015p03787

- Lazarus AJ, Siscoe GL, Ness NF (1968) Plasma and Magnetic Field Observations during the Magnetosphere Passage of Pioneer 7. *J Geophys Res* 73:2399–2409, DOI 10.1029/JA073i007p02399
- Le Chat G, Issautier K, Meyer-Vernet N, Zouganelis I, Maksimovic M, Moncuquet M (2009) Quasi-thermal noise in space plasma: “kappa” distributions. *Phys Plasmas* 16:102903–102903, DOI 10.1063/1.3243495
- Le Chat G, Issautier K, Meyer-Vernet N, Hoang S (2011) Large-Scale Variation of Solar Wind Electron Properties from Quasi-Thermal Noise Spectroscopy: Ulysses Measurements. *Sol Phys* 271:141–148, DOI 10.1007/s11207-011-9797-3
- Leamon RJ, Smith CW, Ness NF, Matthaeus WH, Wong HK (1998) Observational constraints on the dynamics of the interplanetary magnetic field dissipation range. *J Geophys Res* 103:4775, DOI 10.1029/97JA03394
- Leamon RJ, Smith CW, Ness NF, Wong HK (1999) Dissipation range dynamics: Kinetic Alfvén waves and the importance of β_e . *J Geophys Res* 104:22331–22344, DOI 10.1029/1999JA900158
- Lemaire J, Scherer M (1971a) Kinetic Models of the Solar Wind. *J Geophys Res* 76(31):7479–7490, DOI 10.1029/JA076i031p07479
- Lemaire J, Scherer M (1971b) Simple Model for an Ion-Exosphere in an Open Magnetic Field. *Phys Fluids* 14(8):1683–1694, DOI 10.1063/1.1693664
- Lemaire J, Scherer M (1973) Kinetic models of the solar and polar winds. *Rev Geophys Space Phys* 11:427–468, DOI 10.1029/RG011i002p00427
- Lepping R (2000) Solar Wind Shock Waves and Discontinuities, p 2307. DOI 10.1888/0333750888/2307
- Lepping RP, Acuña MH, Burlaga LF, Farrell WM, Slavin JA, Schatten KH, Mariani F, Ness NF, Neubauer FM, Whang YC, Byrnes JB, Kennon RS, Panetta PV, Scheifele J, Worley EM (1995) The Wind Magnetic Field Investigation. *Space Sci Rev* 71:207–229, DOI 10.1007/BF00751330
- Lepri ST, Landi E, Zurbuchen TH (2013) Solar Wind Heavy Ions over Solar Cycle 23: ACE/SWICS Measurements. *Astrophys J* 768:94, DOI 10.1088/0004-637X/768/1/94
- Leslie DC (1973) *Developments in the theory of turbulence*. Clarendon Press, Oxford, UK
- Levy EH (1976) The interplanetary magnetic field structure. *Nature* 261:394, DOI 10.1038/261394a0
- Li X, Habbal SR (2000) Electron kinetic firehose instability. *J Geophys Res* 105:27377–27386, DOI 10.1029/2000JA000063
- Lie-Svendsen Ø, Leer E (2000) The electron velocity distribution in the high-speed solar wind: Modeling the effects of protons. *J Geophys Res* 105:35–46, DOI 10.1029/1999JA900438
- Lie-Svendsen Ø, Hansteen VH, Leer E (1997) Kinetic electrons in high-speed solar wind streams: Formation of high-energy tails. *J Geophys Res* 102(A3):4701–4718, DOI 10.1029/96JA03632
- Lifshitz EM, Pitaevskii LP (1981) *Physical kinetics*. Pergamon Press, Oxford, UK

- Lin RP (1998) WIND Observations of Suprathermal Electrons in the Interplanetary Medium. *Space Sci Rev* 86:61–78, DOI 10.1023/A:1005048428480
- Lin RP, Anderson KA, Ashford S, Carlson C, Curtis D, Ergun R, Larson D, McFadden J, McCarthy M, Parks GK, Rème H, Bosqued JM, Coutelier J, Cotin F, D’Uston C, Wenzel KP, Sanderson TR, Henrion J, Ronnet JC, Paschmann G (1995) A Three-Dimensional Plasma and Energetic Particle Investigation for the Wind Spacecraft. *Space Sci Rev* 71:125–153, DOI 10.1007/BF00751328
- Lithwick Y, Goldreich P, Sridhar S (2007) Imbalanced Strong MHD Turbulence. *Astrophys J* 655:269–274, DOI 10.1086/509884
- Liu Y, Richardson JD, Belcher JW, Kasper JC, Elliott HA (2006) Thermodynamic structure of collision-dominated expanding plasma: Heating of interplanetary coronal mass ejections. *J Geophys Res* 111:A01102, DOI 10.1029/2005JA011329
- Livadiotis G (2017) Statistical origin and properties of kappa distributions. In: *J. Phys. Conf. Ser., Journal of Physics Conference Series*, vol 900, p 012014, DOI 10.1088/1742-6596/900/1/012014
- Livadiotis G, McComas DJ (2013) Understanding Kappa Distributions: A Toolbox for Space Science and Astrophysics. *Space Sci Rev* 175:183–214, DOI 10.1007/s11214-013-9982-9
- Livi S, Marsch E (1987) Generation of Solar Wind Proton Tails and Double Beams by Coulomb Collisions. *J Geophys Res* 92:7255–7261, DOI 10.1029/JA092iA07p07255
- Livi S, Marsch E, Rosenbauer H (1986) Coulomb collisional domains in the solar wind. *J Geophys Res* 91:8045–8050, DOI 10.1029/JA091iA07p08045
- Longmire CL (1963) *Elementary Plasma Physics*. Interscience Publishers, New York, NY, USA
- Lopez RE, Freeman JW (1986) Solar wind proton temperature-velocity relationship. *J Geophys Res* 91:1701–1705, DOI 10.1029/JA091iA02p01701
- Loureiro NF, Boldyrev S (2017) Role of Magnetic Reconnection in Magnetohydrodynamic Turbulence. *Phys Rev Lett* 118(24):245101, DOI 10.1103/PhysRevLett.118.245101
- Loureiro NF, Uzdensky DA (2016) Magnetic reconnection: from the Sweet-Parker model to stochastic plasmoid chains. *Plasma Phys Contr F* 58(1):014021, DOI 10.1088/0741-3335/58/1/014021, 1507.07756
- Loureiro NF, Schekochihin AA, Cowley SC (2007) Instability of current sheets and formation of plasmoid chains. *Phys Plasmas* 14(10):100703–100703, DOI 10.1063/1.2783986, astro-ph/0703631
- MacBride BT, Smith CW, Forman MA (2008) The Turbulent Cascade at 1 AU: Energy Transfer and the Third-Order Scaling for MHD. *Astrophys J* 679(2):1644–1660, DOI 10.1086/529575
- MacBride BT, Smith CW, Vasquez BJ (2010) Inertial-range anisotropies in the solar wind from 0.3 to 1 AU: Helios 1 observations. *J Geophys Res* 115:A07105, DOI 10.1029/2009JA014939
- Maksimovic M, Pierrard V, Riley P (1997) Ulysses electron distributions fitted with Kappa functions. *Geophys Res Lett* 24:1151–1154, DOI 10.1029/

- 97GL00992
- Maksimovic M, Gary SP, Skoug RM (2000) Solar wind electron suprathermal strength and temperature gradients: Ulysses observations. *J Geophys Res* 105:18337–18350, DOI 10.1029/2000JA900039
- Maksimovic M, Pierrard V, Lemaire J (2001) On the Exospheric Approach for the Solar Wind Acceleration. *Astrophys Space Sci* 277:181–187, DOI 10.1023/A:1012250027289
- Maksimovic M, Zouganelis I, Chaufray JY, Issautier K, Scime EE, Littleton JE, Marsch E, McComas DJ, Salem C, Lin RP, Elliott H (2005) Radial evolution of the electron distribution functions in the fast solar wind between 0.3 and 1.5 AU. *J Geophys Res* 110:A09104, DOI 10.1029/2005JA011119
- Malara F, Velli M (1996) Parametric instability of a large-amplitude non-monochromatic Alfvén wave. *Phys Plasmas* 3(12):4427–4433, DOI 10.1063/1.872043
- Mallet A, Schekochihin AA, Chandran BDG (2015) Refined critical balance in strong Alfvénic turbulence. *Mon Not Roy Astron Soc* 449:L77–L81, DOI 10.1093/mnras/slv021, 1406.5658
- Mallet A, Schekochihin AA, Chandran BDG (2017) Disruption of sheet-like structures in Alfvénic turbulence by magnetic reconnection. *Mon Not Roy Astron Soc* 468:4862–4871, DOI 10.1093/mnras/stx670, 1612.07604
- Mallet A, Klein KG, Chandran BDG, Grošelj D, Hoppock IW, Bowen TA, Salem CS, Bale SD (2019) Interplay between intermittency and dissipation in collisionless plasma turbulence. *J Plasma Phys* 85(3):175850302, DOI 10.1017/S0022377819000357, 1807.09301
- Maneva YG, Poedts S (2018) Generation and evolution of anisotropic turbulence and related energy transfer in drifting proton-alpha plasmas. *Astron Astrophys* 613:A10, DOI 10.1051/0004-6361/201731204
- Mann I, Czechowski A, Meyer-Vernet N, Zaslavsky A, Lamy H (2010) Dust in the interplanetary medium. *Plasma Phys Contr F* 52:124012, DOI 10.1088/0741-3335/52/12/124012, 1008.1742
- Mariani F, Ness NF, Burlaga LF, Bavassano B, Villante U (1978) The large-scale structure of the interplanetary magnetic field between 1 and 0.3 AU during the primary mission of HELIOS 1. *J Geophys Res* 83:5161–5166, DOI 10.1029/JA083iA11p05161
- Mariani F, Villante U, Bruno R, Bavassano B, Ness NF (1979) An extended investigation of HELIOS 1 and 2 observations - The interplanetary magnetic field between 0.3 and 1 AU. *Sol Phys* 63:411–421, DOI 10.1007/BF00174545
- Marquardt D (1963) An Algorithm for Least-Squares Estimation of Nonlinear Parameters. *J Soc Ind Appl Math* 11(2):431–441, DOI 10.1137/0111030
- Marsch E (1994) Theoretical models for the solar wind. *Adv Space Res* 14(4):103–121, DOI 10.1016/0273-1177(94)90170-8
- Marsch E (2006) Kinetic Physics of the Solar Corona and Solar Wind. *Living Rev Solar Phys* 3:1, DOI 10.12942/lrsp-2006-1
- Marsch E (2012) Helios: Evolution of Distribution Functions 0.3-1 AU. *Space Sci Rev* 172:23–39, DOI 10.1007/s11214-010-9734-z

- Marsch E (2018) Solar wind and kinetic heliophysics. *Ann Geophys Discussions* 2018:1–41, DOI 10.5194/angeo-2018-36, URL <https://www.ann-geophys-discuss.net/angeo-2018-36/>
- Marsch E, Bourouaine S (2011) Velocity-space diffusion of solar wind protons in oblique waves and weak turbulence. *Ann Geophys* 29:2089–2099, DOI 10.5194/angeo-29-2089-2011
- Marsch E, Chang T (1982) Lower hybrid waves in the solar wind. *Geophys Res Lett* 9:1155–1158, DOI 10.1029/GL009i010p01155
- Marsch E, Goldstein H (1983) The effects of Coulomb collisions on solar wind ion velocity distributions. *J Geophys Res* 88:9933–9940, DOI 10.1029/JA088iA12p09933
- Marsch E, Livi S (1985) Coulomb collision rates for self-similar and kappa distributions. *Phys Fluids* 28(5):1379–1386, DOI 10.1063/1.864971
- Marsch E, Tu CY (1990a) On the radial evolution of MHD turbulence in the Inner heliosphere. *J Geophys Res* 95(A6):8211–8229, DOI 10.1029/JA095iA06p08211
- Marsch E, Tu CY (1990b) Spectral and spatial evolution of compressible turbulence in the inner solar wind. *J Geophys Res* 95:11945–11956, DOI 10.1029/JA095iA08p11945
- Marsch E, Tu CY (1993) Correlations between the fluctuations of pressure, density, temperature and magnetic field in the solar wind. *Ann Geophys* 11:659–677
- Marsch E, Tu CY (1994) Non-Gaussian probability distributions of solar wind fluctuations. *Ann Geophys* 12:1127–1138, DOI 10.1007/s00585-994-1127-8
- Marsch E, Tu CY (2001) Heating and acceleration of coronal ions interacting with plasma waves through cyclotron and Landau resonance. *J Geophys Res* 106:227–238, DOI 10.1029/2000JA000042
- Marsch E, Verscharen D (2011) On nonlinear Alfvén-cyclotron waves in multi-species plasma. *J Plasma Phys* 77:385–403, DOI 10.1017/S0022377810000541, 1101.1060
- Marsch E, Rosenbauer H, Schwenn R, Muehlhaeuser KH, Denskat KU (1981) Pronounced proton core temperature anisotropy, ion differential speed, and simultaneous Alfvén wave activity in slow solar wind at 0.3 AU. *J Geophys Res* 86:9199–9203, DOI 10.1029/JA086iA11p09199
- Marsch E, Rosenbauer H, Schwenn R, Muehlhaeuser KH, Neubauer FM (1982a) Solar wind helium ions - Observations of the HELIOS solar probes between 0.3 and 1 AU. *J Geophys Res* 87:35–51, DOI 10.1029/JA087iA01p00035
- Marsch E, Schwenn R, Rosenbauer H, Mühlhäuser KH, Pilipp W, Neubauer FM (1982b) Solar wind protons - Three-dimensional velocity distributions and derived plasma parameters measured between 0.3 and 1 AU. *J Geophys Res* 87:52–72, DOI 10.1029/JA087iA01p00052
- Marsch E, Muehlhaeuser KH, Rosenbauer H, Schwenn R (1983) On the equation of state of solar wind ions derived from HELIOS measurements. *J Geophys Res* 88:2982–2992, DOI 10.1029/JA088iA04p02982

- Marsch E, Pilipp WG, Thieme KM, Rosenbauer H (1989) Cooling of solar wind electrons inside 0.3 AU. *J Geophys Res* 94:6893–6898, DOI 10.1029/JA094iA06p06893
- Marsch E, Ao XZ, Tu CY (2004) On the temperature anisotropy of the core part of the proton velocity distribution function in the solar wind. *J Geophys Res* 109:A04102, DOI 10.1029/2003JA010330
- Martinović MM, Klein KG, Bourouaine S (2019) Radial Evolution of Stochastic Heating in Low- β Solar Wind. *Astrophys J* 879(1):43, DOI 10.3847/1538-4357/ab23f4, 1905.13355
- Maruca BA (2012) Instability-Driven Limits on Ion Temperature Anisotropy in the Solar Wind: Observations and Linear Vlasov Theory. PhD thesis, Harvard University, URL <http://nrs.harvard.edu/urn-3:HUL.InstRepos:9547903>
- Maruca BA, Kasper JC (2013) Improved interpretation of solar wind ion measurements via high-resolution magnetic field data. *Adv Space Res* 52:723–731, DOI 10.1016/j.asr.2013.04.006
- Maruca BA, Kasper JC, Bale SD (2011) What Are the Relative Roles of Heating and Cooling in Generating Solar Wind Temperature Anisotropies? *Phys Rev Lett* 107(20):201101, DOI 10.1103/PhysRevLett.107.201101
- Maruca BA, Kasper JC, Gary SP (2012) Instability-driven Limits on Helium Temperature Anisotropy in the Solar Wind: Observations and Linear Vlasov Analysis. *Astrophys J* 748:137, DOI 10.1088/0004-637X/748/2/137
- Maruca BA, Bale SD, Sorriso-Valvo L, Kasper JC, Stevens ML (2013) Collisional Thermalization of Hydrogen and Helium in Solar-Wind Plasma. *Phys Rev Lett* 111(24):241101, DOI 10.1103/PhysRevLett.111.241101, 1311.5473
- Maruca BA, Chasapis A, Gary SP, Bandyopadhyay R, Chhiber R, Parashar TN, Matthaeus WH, Shay MA, Burch JL, Moore TE, Pollock CJ, Giles BJ, Paterson WR, Dorelli J, Gershman DJ, Torbert RB, Russell CT, Strangeway RJ (2018) MMS Observations of Beta-dependent Constraints on Ion Temperature Anisotropy in Earth’s Magnetosheath. *Astrophys J* 866:25, DOI 10.3847/1538-4357/aaddfb, 1806.08886
- Matsuda Y, Smith GR (1992) A Microinstability Code for a Uniform Magnetized Plasma with an Arbitrary Distribution Function. *J Comput Phys* 100:229–235, DOI 10.1016/0021-9991(92)90230-V
- Matteini L, Landi S, Hellinger P, Velli M (2006) Parallel proton fire hose instability in the expanding solar wind: Hybrid simulations. *J Geophys Res* 111:A10101, DOI 10.1029/2006JA011667
- Matteini L, Landi S, Hellinger P, Pantellini F, Maksimovic M, Velli M, Goldstein BE, Marsch E (2007) Evolution of the solar wind proton temperature anisotropy from 0.3 to 2.5 AU. *Geophys Res Lett* 34:L20105, DOI 10.1029/2007GL030920
- Matteini L, Landi S, Velli M, Hellinger P (2010) Kinetics of parametric instabilities of Alfvén waves: Evolution of ion distribution functions. *J Geophys Res* 115:A09106, DOI 10.1029/2009JA014987

- Matteini L, Hellinger P, Landi S, Trávníček PM, Velli M (2012) Ion Kinetics in the Solar Wind: Coupling Global Expansion to Local Microphysics. *Space Sci Rev* 172:373–396, DOI 10.1007/s11214-011-9774-z
- Matteini L, Hellinger P, Schwartz SJ, Landi S (2015a) Fire Hose Instability Driven by Alpha Particle Temperature Anisotropy. *Astrophys J* 812:13, DOI 10.1088/0004-637X/812/1/13
- Matteini L, Horbury TS, Pantellini F, Velli M, Schwartz SJ (2015b) Ion Kinetic Energy Conservation and Magnetic Field Strength Constancy in Multi-fluid Solar Wind Alfvénic Turbulence. *Astrophys J* 802:11, DOI 10.1088/0004-637X/802/1/11
- Matteini L, Stansby D, Horbury TS, Chen CHK (2018) On the 1/f Spectrum in the Solar Wind and Its Connection with Magnetic Compressibility. *Astrophys J Lett* 869(2):L32, DOI 10.3847/2041-8213/aaf573, 1812.05716
- Matthaeus WH, Goldstein ML (1982) Measurement of the rugged invariants of magnetohydrodynamic turbulence in the solar wind. *J Geophys Res* 87:6011–6028, DOI 10.1029/JA087iA08p06011
- Matthaeus WH, Goldstein ML (1986) Low-frequency 1/f noise in the interplanetary magnetic field. *Phys Rev Lett* 57(4):495–498, DOI 10.1103/PhysRevLett.57.495
- Matthaeus WH, Velli M (2011) Who Needs Turbulence?. A Review of Turbulence Effects in the Heliosphere and on the Fundamental Process of Reconnection. *Space Sci Rev* 160:145–168, DOI 10.1007/s11214-011-9793-9
- Matthaeus WH, Ambrosiano JJ, Goldstein ML (1984) Particle-acceleration by turbulent magnetohydrodynamic reconnection. *Phys Rev Lett* 53:1449–1452, DOI 10.1103/PhysRevLett.53.1449
- Matthaeus WH, Goldstein ML, Roberts DA (1990) Evidence for the presence of quasi-two-dimensional nearly incompressible fluctuations in the solar wind. *J Geophys Res* 95:20673–20683, DOI 10.1029/JA095iA12p20673
- Matthaeus WH, Oughton S, Osman KT, Servidio S, Wan M, Gary SP, Shay MA, Valentini F, Roytershteyn V, Karimabadi H, Chapman SC (2014) Non-linear and Linear Timescales near Kinetic Scales in Solar Wind Turbulence. *Astrophys J* 790:155, DOI 10.1088/0004-637X/790/2/155, 1404.6569
- Matthaeus WH, Bandyopadhyay R, Brown MR, Borovsky J, Carbone V, Caprioli D, Chasapis A, Chhiber R, Dasso S, Dmitruk P, Del Zanna L, Dmitruk PA, Franci L, Gary SP, Goldstein ML, Gomez D, Greco A, Horbury TS, Ji H, Kasper JC, Klein KG, Landi S, Li H, Malara F, Maruca BA, Mininni P, Oughton S, Papini E, Parashar TN, Petrosyan A, Pouquet A, Retino A, Roberts O, Ruffolo D, Servidio S, Spence H, Smith CW, Stawarz JE, TenBarge J, Vasquez1 BJ, Vaivads A, Valentini F, Velli M, Verdini A, Verscharen D, Whittlesey P, Wicks R, Bruno R, Zimbardo G (2019) The essential role of multi-point measurements in turbulence investigations: the solar wind beyond single scale and beyond the Taylor Hypothesis. *Plasma 2020 Decadal Survey White Paper*, arXiv:1903.06890
- Maxwell JC (1867) On the Dynamical Theory of Gases. *Philos T Roy Soc Lond* 157:49–88, DOI 10.1098/rstl.1867.0004

- McChesney JM, Stern RA, Bellan PM (1987) Observation of fast stochastic ion heating by drift waves. *Phys Rev Lett* 59:1436–1439, DOI 10.1103/PhysRevLett.59.1436
- McComas DJ, Bame SJ, Feldman WC, Gosling JT, Phillips JL (1992) Solar wind halo electrons from 1-4 AU. *Geophys Res Lett* 19:1291–1294, DOI 10.1029/92GL00631
- McComas DJ, Bame SJ, Barker P, Feldman WC, Phillips JL, Riley P, Griffie JW (1998) Solar Wind Electron Proton Alpha Monitor (SWEPAM) for the Advanced Composition Explorer. *Space Sci Rev* 86:563–612, DOI 10.1023/A:1005040232597
- McComas DJ, Bame SJ, Barraclough BL, Feldman WC, Funsten HO, Gosling JT, Riley P, Skoug R, Balogh A, Forsyth R, Goldstein BE, Neugebauer M (1998) Ulysses' return to the slow solar wind. *Geophys Res Lett* 25:1–4, DOI 10.1029/97GL03444
- McComas DJ, Barraclough BL, Funsten HO, Gosling JT, Santiago-Muñoz E, Skoug RM, Goldstein BE, Neugebauer M, Riley P, Balogh A (2000) Solar wind observations over Ulysses' first full polar orbit. *J Geophys Res* 105:10419–10434, DOI 10.1029/1999JA000383
- McComas DJ, Elliott HA, Schwadron NA, Gosling JT, Skoug RM, Goldstein BE (2003) The three-dimensional solar wind around solar maximum. *Geophys Res Lett* 30:1517, DOI 10.1029/2003GL017136
- McComas DJ, Ebert RW, Elliott HA, Goldstein BE, Gosling JT, Schwadron NA, Skoug RM (2008) Weaker solar wind from the polar coronal holes and the whole Sun. *Geophys Res Lett* 35:L18103, DOI 10.1029/2008GL034896
- McComas DJ, Dayeh MA, Allegrini F, Bzowski M, DeMajistre R, Fujiki K, Funsten HO, Fuselier SA, Gruntman M, Janzen PH, Kubiak MA, Kucharek H, Livadiotis G, Möbius E, Reisenfeld DB, Reno M, Schwadron NA, Sokół JM, Tokumaru M (2012) The First Three Years of IBEX Observations and Our Evolving Heliosphere. *Astrophys J Suppl Ser* 203:1, DOI 10.1088/0067-0049/203/1/1
- McComb WD (1990) *The physics of fluid turbulence*. Oxford University Press, Oxford, UK
- McMillan BF, Cairns IH (2006) Lower hybrid turbulence driven by parallel currents and associated electron energization. *Phys Plasmas* 13(5):052104, DOI 10.1063/1.2198212
- Melrose DB, McPhedran RC (1991) *Electromagnetic Processes in Dispersive Media: A Treatment Based on the Dielectric Tensor*. Cambridge University Press, Cambridge, UK
- Meyer-Vernet N, Perche C (1989) Tool kit for antennae and thermal noise near the plasma frequency. *J Geophys Res* 94:2405–2415, DOI 10.1029/JA094iA03p02405
- Meyrand R, Kanekar A, Dorland W, Schekochihin AA (2019) Fluidization of collisionless plasma turbulence. *P Natl Acad Sci* 116(4):1185–1194, DOI 10.1073/pnas.1813913116, 1808.04284
- Migliuolo S (1985) Lower hybrid waves in finite-beta plasmas, destabilized by electron beams. *J Geophys Res* 90:377–385, DOI 10.1029/JA090iA01p00377

- Mihalov JD, Wolfe JH (1978) Pioneer-10 Observation of the Solar Wind Proton Temperature Heliocentric Gradient. *Sol Phys* 60:399–406, DOI 10.1007/BF00156539
- Mikić Z, Lee MA (2006) An Introduction to Theory and Models of CMEs, Shocks, and Solar Energetic Particles. *Space Sci Rev* 123:57–80, DOI 10.1007/s11214-006-9012-2
- Milne EA (1926) On the possibility of the emission of high-speed atoms from the sun and stars. *Mon Not Roy Astron Soc* 86:459–473, DOI 10.1093/mnras/86.7.459
- Montgomery D, Matthaeus WH (1995) Anisotropic Modal Energy Transfer in Interstellar Turbulence. *Astrophys J* 447:706, DOI 10.1086/175910
- Montgomery D, Turner L (1981) Anisotropic magnetohydrodynamic turbulence in a strong external magnetic field. *Phys Fluids* 24:825–831, DOI 10.1063/1.863455
- Montgomery D, Turner L (1982) Two-and-a-half-dimensional magnetohydrodynamic turbulence. *Phys Fluids* 25:345–349, DOI 10.1063/1.863741
- Montgomery DC, Tidman DA (1964) *Plasma kinetic theory*. McGraw-Hill, New York, NY, USA
- Montgomery MD (1972) Average Thermal Characteristics of Solar Wind Electrons. *NASA Special Publication* 308:208
- Montgomery MD, Bame SJ, Hundhausen AJ (1968) Solar wind electrons: Vela 4 measurements. *J Geophys Res* 73:4999, DOI 10.1029/JA073i015p04999
- Motschmann U, Glassmeier KH, Pinçon JL (2000) Multi-Spacecraft Filtering: Plasma Mode Recognition. In: Paschmann G, Daly PW (eds) *Analysis Methods for Multi-Spacecraft Data*, 1st edn, no. SR-001 in ISSI Scientific Report, International Space Science Institute (ISSI), Bern, Switzerland, chap 4, pp 79–90, URL <http://www.issibern.ch/forads/sr-001-04.pdf>
- Mott-Smith HM, Langmuir I (1926) The theory of collectors in gaseous discharges. *Physical Review* 28:727–763, DOI 10.1103/PhysRev.28.727
- Mottez F, Chanteur G (1994) Surface crossing by a group of satellites: A theoretical study. *J Geophys Res* 99(A7):13499–13507, DOI 10.1029/93JA03326
- Müller D, Marsden RG, St Cyr OC, Gilbert HR (2013) Solar Orbiter: Exploring the Sun-Heliosphere Connection. *Sol Phys* 285:25–70, DOI 10.1007/s11207-012-0085-7
- Müller WC, Biskamp D, Grappin R (2003) Statistical anisotropy of magnetohydrodynamic turbulence. *Phys Rev E* 67:066302, DOI 10.1103/PhysRevE.67.066302, [physics/0306045](https://arxiv.org/abs/physics/0306045)
- Narayan R, McClintock JE (2008) Advection-dominated accretion and the black hole event horizon. *N Astron Rev* 51:733–751, DOI 10.1016/j.newar.2008.03.002, 0803.0322
- Narita Y, Marsch E (2015) Kinetic Slow Mode in the Solar Wind and Its Possible Role in Turbulence Dissipation and Ion Heating. *Astrophys J* 805:24, DOI 10.1088/0004-637X/805/1/24
- Narita Y, Nakamura R, Baumjohann W, Glassmeier KH, Motschmann U, Giles B, Magnes W, Fischer D, Torbert RB, Russell CT, Strangeway RJ, Burch JL, Nariyuki Y, Saito S, Gary SP (2016) On Electron-scale

- Whistler Turbulence in the Solar Wind. *Astrophys J Lett* 827:L8, DOI 10.3847/2041-8205/827/1/L8
- National Academy of Sciences (2016) *Achieving Science with CubeSats – Thinking Inside the Box*. Committee on Achieving Science Goals with CubeSats, Space Studies Board, Division on Engineering and Physical Sciences, National Academies Press, Washington, DC, USA
- Navarro AB, Teaca B, Told D, Groselj D, Crandall P, Jenko F (2016) Structure of Plasma Heating in Gyrokinetic Alfvénic Turbulence. *Phys Rev Lett* 117(24):245101, DOI 10.1103/PhysRevLett.117.245101, 1607.07480
- Ness NF (1970) Magnetometers for space research. *Space Sci Rev* 11(4):459–554, DOI 10.1007/BF00183028
- Neubauer FM, Glassmeier KH (1990) Use of an Array of Satellites as a Wave Telescope. *J Geophys Res* 95(A11):19115–19122, DOI 10.1029/JA095iA11p19115
- Neugebauer M (1976) The role of Coulomb collisions in limiting differential flow and temperature differences in the solar wind. *J Geophys Res* 81:78–82, DOI 10.1029/JA081i001p00078
- Neugebauer M, Snyder CW (1962) Solar Plasma Experiment. *Science* 138:1095–1097, DOI 10.1126/science.138.3545.1095-a
- Neugebauer M, Goldstein BE, Bame SJ, Feldman WC (1994) ULYSSES near-ecliptic observations of differential flow between protons and alphas in the solar wind. *J Geophys Res* 99:2505–2511, DOI 10.1029/93JA02615
- Neugebauer M, Goldstein BE, Smith EJ, Feldman WC (1996) Ulysses observations of differential alpha-proton streaming in the solar wind. *J Geophys Res* 101:17047–17056, DOI 10.1029/96JA01406
- Neugebauer MM, Feldman WC (1979) Relation between superheating and superacceleration of helium in the solar wind. *Solar Phys* 63:201–205, DOI 10.1007/BF00155710
- Newbury JA, Russell CT, Phillips JL, Gary SP (1998) Electron temperature in the ambient solar wind: Typical properties and a lower bound at 1 AU. *J Geophys Res* 103:9553–9566, DOI 10.1029/98JA00067
- Nyquist H (1932) Regeneration theory. *Bell Syst Tech J* 11(1):126–147
- Ofman L (2010) Wave Modeling of the Solar Wind. *Living Rev Solar Phys* 7:4, DOI 10.12942/lrsp-2010-4
- Ofman L, Viñas A, Gary SP (2001) Constraints on the O⁺⁵ Anisotropy in the Solar Corona. *Astrophys J Lett* 547:L175–L178, DOI 10.1086/318900
- Ogilvie KW (1975) Differences between the bulk speeds of hydrogen and helium in the solar wind. *J Geophys Res* 80:1335–1338, DOI 10.1029/JA080i010p01335
- Ogilvie KW, Coplan MA (1995) Solar wind composition. *Rev Geophys* 33:615–622, DOI 10.1029/95RG00122
- Ogilvie KW, Scudder JD (1978) The Radial Gradients and Collisional Properties of Solar Wind Electrons. *J Geophys Res* 83(A8):3776–3782, DOI 10.1029/JA083iA08p03776

- Ogilvie KW, Chornay DJ, Fritzenreiter RJ, Hunsaker F, Keller J, Lobell J, Miller G, Scudder JD, Sittler EC Jr, Torbert RB, Bodet D, Needell G, Lazarus AJ, Steinberg JT, Tappan JH, Mavretic A, Gergin E (1995) SWE, A Comprehensive Plasma Instrument for the Wind Spacecraft. *Space Sci Rev* 71:55–77, DOI 10.1007/BF00751326
- Ogilvie KW, Fritzenreiter R, Desch M (2000) Electrons in the low-density solar wind. *J Geophys Res* 105:27277–27288, DOI 10.1029/2000JA000131
- Omelchenko YA, Shapiro VD, Shevchenko VI, Ashour-Abdalla M, Schriver D (1994) Modified lower hybrid fan instability excited by precipitating auroral electrons. *J Geophys Res* 99:5965–5976, DOI 10.1029/93JA01323
- Osman KT, Matthaeus WH, Greco A, Servidio S (2011) Evidence for Inhomogeneous Heating in the Solar Wind. *Astrophys J Lett* 727:L11, DOI 10.1088/2041-8205/727/1/L11
- Osman KT, Matthaeus WH, Hnat B, Chapman SC (2012) Kinetic Signatures and Intermittent Turbulence in the Solar Wind Plasma. *Phys Rev Lett* 108(26):261103, DOI 10.1103/PhysRevLett.108.261103, 1203.6596
- Osman KT, Kiyani KH, Chapman SC, Hnat B (2014a) Anisotropic Intermittency of Magnetohydrodynamic Turbulence. *Astrophys J Lett* 783:L27, DOI 10.1088/2041-8205/783/2/L27, 1311.5938
- Osman KT, Matthaeus WH, Gosling JT, Greco A, Servidio S, Hnat B, Chapman SC, Phan TD (2014b) Magnetic Reconnection and Intermittent Turbulence in the Solar Wind. *Phys Rev Lett* 112(21):215002, DOI 10.1103/PhysRevLett.112.215002, 1403.4590
- Oughton S, Matthaeus WH, Wan M, Osman KT (2015) Anisotropy in solar wind plasma turbulence. *Philos T Roy Soc Lon A* 373:20140152–20140152, DOI 10.1098/rsta.2014.0152
- Owens MJ, Forsyth RJ (2013) The Heliospheric Magnetic Field. *Living Rev Solar Phys* 10:5, DOI 10.12942/lrsp-2013-5
- Owens MJ, Crooker NU, Schwadron NA (2008) Suprathermal electron evolution in a Parker spiral magnetic field. *J Geophys Res* 113:A11104, DOI 10.1029/2008JA013294
- Owens MJ, Lockwood M, Riley P, Linker J (2017) Sunward Strahl: A Method to Unambiguously Determine Open Solar Flux from In Situ Spacecraft Measurements Using Suprathermal Electron Data. *J Geophys Res* 122:10, DOI 10.1002/2017JA024631
- Pagel C, Gary SP, de Koning CA, Skoug RM, Steinberg JT (2007) Scattering of suprathermal electrons in the solar wind: ACE observations. *J Geophys Res* 112:A04103, DOI 10.1029/2006JA011967
- Parashar TN, Matthaeus WH (2016) Proximity of Current and Vortex Structures: Effects on Collisionless Plasma Heating. *Astrophys J* 832:57, DOI 10.3847/0004-637X/832/1/57, 1610.02912
- Parker EN (1958) Dynamics of the Interplanetary Gas and Magnetic Fields. *Astrophys J* 128:664, DOI 10.1086/146579
- Parker JT, Highcock EG, Schekochihin AA, Dellar PJ (2016) Suppression of phase mixing in drift-kinetic plasma turbulence. *Phys Plasmas* 23(7):070703,

- DOI 10.1063/1.4958954, 1603.06968
- Paschmann G, Øieroset M, Phan T (2013) In-Situ Observations of Reconnection in Space. *Space Sci Rev* 178:385–417, DOI 10.1007/s11214-012-9957-2
- Penrose O (1960) Electrostatic Instabilities of a Uniform Non-Maxwellian Plasma. *Phys Fluids* 3:258–265, DOI 10.1063/1.1706024
- Perrone D, Alexandrova O, Roberts OW, Lion S, Lacombe C, Walsh A, Maksimovic M, Zouganelis I (2017) Coherent Structures at Ion Scales in Fast Solar Wind: Cluster Observations. *Astrophys J* 849:49, DOI 10.3847/1538-4357/aa9022, 1709.09644
- Petrosyan A, Balogh A, Goldstein ML, Léorat J, Marsch E, Petrovay K, Roberts B, von Steiger R, Vial JC (2010) Turbulence in the Solar Atmosphere and Solar Wind. *Space Sci Rev* 156:135–238, DOI 10.1007/s11214-010-9694-3
- Pezzi O, Valentini F, Veltri P (2015) Collisional relaxation: Landau versus Dougherty operator. *J Plasma Phys* 81:305810107, DOI 10.1017/S0022377814000877
- Phillips JL, Gosling JT (1990) Radial Evolution of Solar Wind Thermal Electron Distributions Due to Expansion and Collisions. *J Geophys Res* 95:4217–4228, DOI 10.1029/JA095iA04p04217
- Phillips JL, Gosling JT, McComas DJ, Bame SJ, Gary SP, Smith EJ (1989) Anisotropic Thermal Electron Distributions in the Solar Wind. *J Geophys Res* 94(A6):6563–6579, DOI 10.1029/JA094iA06p06563
- Phillips JL, Gosling JT, McComas DJ, Bame SJ, Smith EJ (1989) ISEE 3 observations of solar wind thermal electrons with T-perpendicular greater than T-parallel. *J Geophys Res* 94:13377–13386, DOI 10.1029/JA094iA10p13377
- Phillips JL, Bame SJ, Gosling JT, McComas DJ, Goldstein BE, Balogh A (1993) Solar wind thermal electrons from 1.15 to 5.34 AU: Ulysses observations. *Adv Space Res* 13(6):47–50, DOI 10.1016/0273-1177(93)90389-S
- Phillips JL, Bame SJ, Barnes A, Barraclough BL, Feldman WC, Goldstein BE, Gosling JT, Hoogeveen GW, McComas DJ, Neugebauer M, Suess ST (1995) Ulysses solar wind plasma observations from pole to pole. *Geophys Res Lett* 22:3301–3304, DOI 10.1029/95GL03094
- Pierrard V, Lamy H, Lemaire J (2004) Exospheric distributions of minor ions in the solar wind. *J Geophys Res* 109:A02118, DOI 10.1029/2003JA010069
- Pilipp WG, Miggenrieder H, Mühlhäuser KH, Rosenbauer H, Schwenn R, Neubauer FM (1987a) Variations of electron distribution functions in the solar wind. *J Geophys Res* 92:1103–1118, DOI 10.1029/JA092iA02p01103
- Pilipp WG, Miggenrieder H, Montgomery MD, Mühlhäuser KH, Rosenbauer H, Schwenn R (1987b) Characteristics of electron velocity distribution functions in the solar wind derived from the HELIOS plasma experiment. *J Geophys Res* 92:1075–1092, DOI 10.1029/JA092iA02p01075
- Pilipp WG, Miggenrieder H, Montgomery MD, Mühlhäuser KH, Rosenbauer H, Schwenn R (1987c) Unusual electron distribution functions in the solar wind derived from the Helios plasma experiment: Double-strahl distributions and distributions with an extremely anisotropic core. *J Geophys Res* 92(A2):1093–1102, DOI 10.1029/JA092iA02p01093

- Pilipp WG, Mühlhäuser KH, Miggenrieder H, Rosenbauer H, Schwenn R (1990) Large-scale variations of thermal electron parameters in the solar wind between 0.3 and 1 AU. *J Geophys Res* 95:6305–6329, DOI 10.1029/JA095iA05p06305
- Pinçon JL, Motschmann U (2000) Multi-Spacecraft Filtering: General Framework. In: Paschmann G, Daly PW (eds) *Analysis Methods for Multi-Spacecraft Data*, 1st edn, no. SR-001 in ISSI Scientific Report, International Space Science Institute (ISSI), Bern, Switzerland, chap 3, pp 65–78, URL <http://www.issibern.ch/forads/sr-001-03.pdf>
- Planck M (1917) Über einen Satz der statistischen Dynamik und seine Erweiterung in der Quantentheorie. *Sitzungsber Preuss Akad* 24:324–341, URL <https://biodiversitylibrary.org/page/29213319>
- Plunk GG (2013) Landau damping in a turbulent setting. *Phys Plasmas* 20(3):032304, DOI 10.1063/1.4794851, 1206.3415
- Podesta JJ (2013) Evidence of Kinetic Alfvén Waves in the Solar Wind at 1 AU. *Sol Phys* 286:529–548, DOI 10.1007/s11207-013-0258-z
- Podesta JJ, Gary SP (2011a) Effect of Differential Flow of Alpha Particles on Proton Pressure Anisotropy Instabilities in the Solar Wind. *Astrophys J* 742:41, DOI 10.1088/0004-637X/742/1/41
- Podesta JJ, Gary SP (2011b) Magnetic Helicity Spectrum of Solar Wind Fluctuations as a Function of the Angle with Respect to the Local Mean Magnetic Field. *Astrophys J* 734:15, DOI 10.1088/0004-637X/734/1/15
- Podesta JJ, TenBarge JM (2012) Scale dependence of the variance anisotropy near the proton gyroradius scale: Additional evidence for kinetic Alfvén waves in the solar wind at 1 AU. *J Geophys Res* 117:A10106, DOI 10.1029/2012JA017724
- Politano H, Pouquet A (1998) von Kármán-Howarth equation for magnetohydrodynamics and its consequences on third-order longitudinal structure and correlation functions. *Phys Rev E* 57(1):R21–R24, DOI 10.1103/PhysRevE.57.R21
- Pontin DI (2011) Three-dimensional magnetic reconnection regimes: A review. *Adv Space Res* 47:1508–1522, DOI 10.1016/j.asr.2010.12.022, 1101.0924
- Porsche H (1977) General Aspects of the Mission Helios 1 and 2. *J Geophys Res – Z Geophys* 42(6):551–559
- Potgieter MS (2008) Challenges to cosmic ray modeling: From beyond the solar wind termination shock. *Adv Space Res* 41:245–258, DOI 10.1016/j.asr.2007.01.051
- Potgieter MS (2013) Solar Modulation of Cosmic Rays. *Living Rev Solar Phys* 10:3, DOI 10.12942/lrsp-2013-3, 1306.4421
- Price CP, Swift DW, Lee LC (1986) Numerical simulation of nonoscillatory mirror waves at the earth’s magnetosheath. *J Geophys Res* 91:101–112, DOI 10.1029/JA091iA01p00101
- Pucci F, Velli M (2014) Reconnection of Quasi-singular Current Sheets: The “Ideal” Tearing Mode. *Astrophys J Lett* 780:L19, DOI 10.1088/2041-8205/780/2/L19

- Quataert E (1998) Particle Heating by Alfvénic Turbulence in Hot Accretion Flows. *Astrophys J* 500:978–991, DOI 10.1086/305770, [astro-ph/9710127](#)
- Quest KB, Shapiro VD (1996) Evolution of the fire-hose instability: Linear theory and wave-wave coupling. *J Geophys Res* 101:24457–24470, DOI 10.1029/96JA01534
- Raymond JC (1999) Composition Variations in the Solar Corona and Solar Wind. *Space Sci Rev* 87:55–66, DOI 10.1023/A:1005157914229
- Reiner MJ, Fainberg J, Kaiser ML, Stone RG (1998) Type III radio source located by Ulysses/Wind triangulation. *J Geophys Res* 103(A2):1923, DOI 10.1029/97JA02646
- Reisenfeld DB, Gary SP, Gosling JT, Steinberg JT, McComas DJ, Goldstein BE, Neugebauer M (2001) Helium energetics in the high-latitude solar wind: Ulysses observations. *J Geophys Res* 106:5693–5708, DOI 10.1029/2000JA000317
- Retinò A, Sundkvist D, Vaivads A, Mozer F, André M, Owen CJ (2007) In situ evidence of magnetic reconnection in turbulent plasma. *Nature Phys* 3:236–238, DOI 10.1038/nphys574
- Rice WKM, Zank GP (2003) Particle acceleration at CME driven shock waves. *Adv Space Res* 31:901–906, DOI 10.1016/S0273-1177(02)00797-4
- Richardson JD, Wang C, Burlaga LF (2004) The solar wind in the outer heliosphere. *Adv Space Res* 34:150–156, DOI 10.1016/j.asr.2003.03.066
- Riley P, Sonett CP, Tsurutani BT, Balogh A, Forsyth RJ, Hoogeveen GW (1996) Properties of arc-polarized Alfvén waves in the ecliptic plane: Ulysses observations. *J Geophys Res* 101:19987–19994, DOI 10.1029/96JA01743
- Rincon F, Schekochihin AA, Cowley SC (2015) Non-linear mirror instability. *Mon Not Roy Astron Soc* 447:L45–L49, DOI 10.1093/mnras/llu179, 1407.4707
- Riquelme M, Osorio A, Quataert E (2017) Stochastic Electron Acceleration by the Whistler Instability in a Growing Magnetic Field. *Astrophys J* 850:113, DOI 10.3847/1538-4357/aa95ba
- Riquelme M, Quataert E, Verscharen D (2018) PIC Simulations of Velocity-space Instabilities in a Decreasing Magnetic Field: Viscosity and Thermal Conduction. *Astrophys J* 854:132, DOI 10.3847/1538-4357/aaa6d1, 1708.03926
- Riquelme MA, Quataert E, Verscharen D (2015) Particle-in-cell Simulations of Continuously Driven Mirror and Ion Cyclotron Instabilities in High Beta Astrophysical and Heliospheric Plasmas. *Astrophys J* 800:27, DOI 10.1088/0004-637X/800/1/27, 1402.0014
- Riquelme MA, Quataert E, Verscharen D (2016) PIC Simulations of the Effect of Velocity Space Instabilities on Electron Viscosity and Thermal Conduction. *Astrophys J* 824:123, DOI 10.3847/0004-637X/824/2/123, 1602.03126
- Robert P, Dunlop MW, Roux A, Chanteur G (2000) Accuracy of Current Density Determination. In: Paschmann G, Daly PW (eds) *Analysis Methods for Multi-Spacecraft Data*, 1st edn, no. SR-001 in ISSI Scientific Report, International Space Science Institute (ISSI), Bern, Switzerland, chap 16, pp 395–418, URL <http://www.issibern.ch/forads/sr-001-16.pdf>

- Roberts DA, Goldstein ML, Klein LW, Matthaeus WH (1987) Origin and evolution of fluctuations in the solar wind - HELIOS observations and Helios-Voyager comparisons. *J Geophys Res* 92:12023–12035, DOI 10.1029/JA092iA11p12023
- Roberts OW, Li X, Li B (2013) Kinetic Plasma Turbulence in the Fast Solar Wind Measured by Cluster. *Astrophys J* 769:58, DOI 10.1088/0004-637X/769/1/58
- Roberts OW, Narita Y, Li X, Escoubet CP, Laakso H (2017) Multipoint analysis of compressive fluctuations in the fast and slow solar wind. *J Geophys Res* 122:6940–6963, DOI 10.1002/2016JA023552
- Roberts OW, Narita Y, Escoubet CP (2018) Multi-scale analysis of compressible fluctuations in the solar wind. *Ann Geophys* 36:47–52, DOI 10.5194/angeo-36-47-2018
- Roennmark K (1982) Waves in homogeneous, anisotropic multicomponent plasmas (WHAMP). Tech. rep.
- Rosenbauer H, Schwenn R, Marsch E, Meyer B, Miggenrieder H, Montgomery MD, Mühlhäuser KH, Pilipp W, Voges W, Zink SM (1977) A survey on initial results of the HELIOS plasma experiment. *J Geophys Res – Z Geophys* 42(6):561–580
- Rosenbluth MN (1965) Microinstabilities. In: Lectures presented at the Trieste Seminar on Plasma Physics, p 485
- Rosenbluth MN, MacDonald WM, Judd DL (1957) Fokker–Planck Equation for an Inverse-Square Force. *Phys Rev* 107(1):1–6, DOI 10.1103/PhysRev.107.1
- Rosenthal A (1982) A Record of NASA Space Missions since 1958. Technical Report TM-109260, NASA, URL <https://ntrs.nasa.gov/search.jsp?R=19940003358>
- Roux A, Le Contel O, Coillot C, Bouabdellah A, de la Porte B, Alison D, Ruocco S, Vassal MC (2008) The Search Coil Magnetometer for THEMIS. *Space Sci Rev* 141:265–275, DOI 10.1007/s11214-008-9455-8
- Rowlands J, Shapiro VD, Shevchenko VI (1966) Quasilinear theory of plasma cyclotron instability. *Sov Phys JETP* 23:651–660
- Rudakov L, Crabtree C, Ganguli G, Mithaiwala M (2012) Quasilinear evolution of plasma distribution functions and consequences on wave spectrum and perpendicular ion heating in the turbulent solar wind. *Phys Plasmas* 19(4):042704–042704, DOI 10.1063/1.3698407
- Ruiz ME, Dasso S, Matthaeus WH, Marsch E, Weygand JM (2011) Aging of anisotropy of solar wind magnetic fluctuations in the inner heliosphere. *J Geophys Res* 116:A10102, DOI 10.1029/2011JA016697, 1110.4012
- Russell CT, Mellott MM, Smith EJ, King JH (1983) Multiple Spacecraft Observations of Interplanetary Shocks: Four Spacecraft Determination of Shock Normals. *J Geophys Res* 88(A6):4739–4748, DOI 10.1029/JA088iA06p04739
- Rutherford E (1911) The Scattering of α and β Particles by Matter and the Structure of the Atom. *Philos Mag* 21(125):669–688, DOI 10.1080/14786440508637080

- Ryan JM, Lockwood JA, Debrunner H (2000) Solar Energetic Particles. *Space Sci Rev* 93:35–53, DOI 10.1023/A:1026580008909
- Sabine E (1851) V. On periodical laws discoverable in the mean effects of the larger magnetic disturbances. *Philos T Roy Soc Lon* 141:123–139, DOI 10.1098/rstl.1851.0007, URL <http://rstl.royalsocietypublishing.org/content/141/123.short>
- Sabine E (1852) VIII. On periodical laws discoverable in the mean effects of the larger magnetic disturbance.—No. II. *Philos T Roy Soc Lon* 142:103–124, DOI 10.1098/rstl.1852.0009, URL <http://rstl.royalsocietypublishing.org/content/142/103.short>
- Šafránková J, Němeček Z, Přech L, Koval A, Čermák I, Beránek M, Zastenker G, Shevyrev N, Chesalin L (2008) A new approach to solar wind monitoring. *Adv Space Res* 41:153–159, DOI 10.1016/j.asr.2007.08.034
- Šafránková J, Němeček Z, Němec F, Verscharen D, Chen CHK, Ďurovcová T, Riazantseva MO (2019) Scale-dependent Polarization of Solar Wind Velocity Fluctuations at the Inertial and Kinetic Scales. *Astrophys J* 870:40, DOI 10.3847/1538-4357/aaf239
- Sagdeev RZ, Galeev AA (1969) *Nonlinear Plasma Theory*. Benjamin, New York, NY, USA
- Sahraoui F, Goldstein ML, Robert P, Khotyaintsev YV (2009) Evidence of a Cascade and Dissipation of Solar-Wind Turbulence at the Electron Gyroscale. *Phys Rev Lett* 102(23):231102, DOI 10.1103/PhysRevLett.102.231102
- Sahraoui F, Belmont G, Goldstein ML, Rezeau L (2010a) Limitations of multispacecraft data techniques in measuring wave number spectra of space plasma turbulence. *J Geophys Res* 115:A04206, DOI 10.1029/2009JA014724
- Sahraoui F, Goldstein ML, Belmont G, Canu P, Rezeau L (2010b) Three Dimensional Anisotropic k Spectra of Turbulence at Subproton Scales in the Solar Wind. *Phys Rev Lett* 105(13):131101, DOI 10.1103/PhysRevLett.105.131101
- Sahraoui F, Belmont G, Goldstein ML (2012) New Insight into Short-wavelength Solar Wind Fluctuations from Vlasov Theory. *Astrophys J* 748:100, DOI 10.1088/0004-637X/748/2/100, 1109.1484
- Saito S, Gary SP (2007) All whistlers are not created equally: Scattering of strahl electrons in the solar wind via particle-in-cell simulations. *Geophys Res Lett* 34:L01102, DOI 10.1029/2006GL028173
- Salem C, Hubert D, Lacombe C, Bale SD, Mangeney A, Larson DE, Lin RP (2003) Electron Properties and Coulomb Collisions in the Solar Wind at 1 AU: Wind Observations. *Astrophys J* 585:1147–1157, DOI 10.1086/346185
- Salem CS, Howes GG, Sundkvist D, Bale SD, Chaston CC, Chen CHK, Mozer FS (2012) Identification of Kinetic Alfvén Wave Turbulence in the Solar Wind. *Astrophys J Lett* 745:L9, DOI 10.1088/2041-8205/745/1/L9
- Sauvaud JA, Larson D, Aoustin C, Curtis D, Médale JL, Fedorov A, Rouzaud J, Luhmann J, Moreau T, Schröder P, Louarn P, Dandouras I, Penou E (2008) The IMPACT Solar Wind Electron Analyzer (SWEA). *Space Sci Rev* 136:227–239, DOI 10.1007/s11214-007-9174-6

- Scharer JE, Trivelpiece AW (1967) Cyclotron Wave Instabilities in a Plasma. *Phys Fluids* 10:591–595, DOI 10.1063/1.1762153
- Schekochihin AA, Cowley SC, Dorland W, Hammett GW, Howes GG, Plunk GG, Quataert E, Tatsuno T (2008) Gyrokinetic turbulence: a nonlinear route to dissipation through phase space. *Plasma Phys Contr F* 50(12):124024, DOI 10.1088/0741-3335/50/12/124024, 0806.1069
- Schekochihin AA, Cowley SC, Rincon F, Rosin MS (2010) Magnetofluid dynamics of magnetized cosmic plasma: firehose and gyrothermal instabilities. *Mon Not Roy Astron Soc* 405:291–300, DOI 10.1111/j.1365-2966.2010.16493.x, 0912.1359
- Schekochihin AA, Parker JT, Highcock EG, Dellar PJ, Dorland W, Hammett GW (2016) Phase mixing versus nonlinear advection in drift-kinetic plasma turbulence. *J Plasma Phys* 82(2):905820212, DOI 10.1017/S0022377816000374, 1508.05988
- Schekochihin AA, Kawazura Y, Barnes MA (2019) Constraints on ion versus electron heating by plasma turbulence at low beta. *J Plasma Phys* 85(3):905850303, DOI 10.1017/S0022377819000345, 1812.09792
- Schunk RW (1975) Transport equations for aeronomy. *Planet Space Sci* 23:437–485, DOI 10.1016/0032-0633(75)90118-X
- Schunk RW (1977) Mathematical structure of transport equations for multispecies flows. *Rev Geophys Space Phys* 15:429–445, DOI 10.1029/RG015i004p00429
- Schwartz SJ, Roxburgh IW (1980) Instabilities in the Solar Wind. *Philos T Roy Soc Lon A* 297:555–563, DOI 10.1098/rsta.1980.0231
- Schwenn R, Rosenbauer H, Miggenrieder H (1975) The plasma experiment on board Helios. *Raumfahrtforschung* 19:226–232
- Scime EE, Bame SJ, Feldman WC, Gary SP, Phillips JL, Balogh A (1994) Regulation of the solar wind electron heat flux from 1 to 5 AU: ULYSSES observations. *J Geophys Res* 99:23, DOI 10.1029/94JA02068
- Scime EE, Bame SJ, Phillips JL, Balogh A (1995) Latitudinal Variations in the Solar Wind Electron Heat Flux. *Space Sci Rev* 72:105–108, DOI 10.1007/BF00768762
- Scime EE, Badeau AE Jr, Littleton JE (1999) The electron heat flux in the polar solar wind: Ulysses observations. *Geophys Res Lett* 26:2129–2132, DOI 10.1029/1999GL900503
- Scime EE, Littleton JE, Gary SP, Skoug R, Lin N (2001) Solar cycle variations in the electron heat flux: Ulysses observations. *Geophys Res Lett* 28:2169–2172, DOI 10.1029/2001GL012925
- Scudder JD, Olbert S (1979a) A Theory of Local and Global Processes Which Affect Solar Wind Electrons: 1. The Origin of Typical 1 AU Velocity Distribution Functions – Steady State Theory. *J Geophys Res* 84(A6):2755–2772, DOI 10.1029/JA084iA06p02755
- Scudder JD, Olbert S (1979b) A Theory of Local and Global Processes Which Affect Solar Wind Electrons: 2. Experimental Support. *J Geophys Res* 84(A11):6603–6620, DOI 10.1029/JA084iA11p06603

- Sentman DD, Edmiston JP, Frank LA (1981) Instabilities of low frequency, parallel propagating electromagnetic waves in the earth's foreshock region. *J Geophys Res* 86:7487–7497, DOI 10.1029/JA086iA09p07487
- Serbu GP (1972) Explorer 35 observations of solar-wind electron density, temperature, and anisotropy. *J Geophys Res* 77:1703, DOI 10.1029/JA077i010p01703
- Servidio S, Matthaeus WH, Shay MA, Cassak PA, Dmitruk P (2009) Magnetic Reconnection in Two-Dimensional Magnetohydrodynamic Turbulence. *Phys Rev Lett* 102(11):115003, DOI 10.1103/PhysRevLett.102.115003
- Servidio S, Matthaeus WH, Shay MA, Dmitruk P, Cassak PA, Wan M (2010) Statistics of magnetic reconnection in two-dimensional magnetohydrodynamic turbulence. *Phys Plasmas* 17(3):032315, DOI 10.1063/1.3368798
- Servidio S, Greco A, Matthaeus WH, Osman KT, Dmitruk P (2011) Statistical association of discontinuities and reconnection in magnetohydrodynamic turbulence. *J Geophys Res* 116:A09102, DOI 10.1029/2011JA016569
- Servidio S, Osman KT, Valentini F, Perrone D, Califano F, Chapman S, Matthaeus WH, Veltri P (2014) Proton Kinetic Effects in Vlasov and Solar Wind Turbulence. *Astrophys J Lett* 781:L27, DOI 10.1088/2041-8205/781/2/L27, 1306.6455
- Shapiro VD, Shevchenko VI (1962) The nonlinear theory of intercation between charged particle beams and a plasma in a magnetic field. *Sov Phys JETP* 15:1053–1061
- Sharma P, Hammett GW, Quataert E, Stone JM (2006) Shearing Box Simulations of the MRI in a Collisionless Plasma. *Astrophys J* 637:952–967, DOI 10.1086/498405, astro-ph/0508502
- Shay MA, Haggerty CC, Matthaeus WH, Parashar TN, Wan M, Wu P (2018) Turbulent heating due to magnetic reconnection. *Phys Plasmas* 25(1):012304, DOI 10.1063/1.4993423
- Shebalin JV, Matthaeus WH, Montgomery D (1983) Anisotropy in MHD turbulence due to a mean magnetic field. *J Plasma Phys* 29:525–547, DOI 10.1017/S0022377800000933
- Shevchenko VI, Galinsky VL (2010) Stability of the strahl electron distribution function and its dynamics. *Nonlin Proc Geophys* 17:593–597, DOI 10.5194/npg-17-593-2010
- Shoda M, Yokoyama T (2018) Anisotropic Magnetohydrodynamic Turbulence Driven by Parametric Decay Instability: The Onset of Phase Mixing and Alfvén Wave Turbulence. *Astrophys J Lett* 859:L17, DOI 10.3847/2041-8213/aac50c
- Shoda M, Yokoyama T, Suzuki TK (2018) Frequency-dependent Alfvén-wave Propagation in the Solar Wind: Onset and Suppression of Parametric Decay Instability. *Astrophys J* 860:17, DOI 10.3847/1538-4357/aac218
- Shoji M, Omura Y, Tsurutani BT, Verkhoglyadova OP, Lembege B (2009) Mirror instability and lmode electromagnetic ion cyclotron instability: Competition in the earth's magnetosheath. *J Geophys Res* 114(A10), DOI 10.1029/2008JA014038, URL <https://doi.org/10.1029/2008JA014038>

- Sironi L, Narayan R (2015) Electron Heating by the Ion Cyclotron Instability in Collisionless Accretion Flows. I. Compression-driven Instabilities and the Electron Heating Mechanism. *Astrophys J* 800:88, DOI 10.1088/0004-637X/800/2/88, 1411.5685
- Slocum RE, Reilly FN (1963) Low field helium magnetometer for space applications. *IEEE Transactions on Nuclear Science* 10(1):165–171, DOI 10.1109/TNS.1963.4323257
- Smith EJ, Sonett CP (1976) Extraterrestrial magnetic fields: Achievements and opportunities. *IEEE Transactions on Geoscience Electronics* 14(3):154–171, DOI 10.1109/TGE.1976.294447
- Smith EJ, Connor BV, Foster GT Jr (1975) Measuring the magnetic fields of jupiter and the outer solar system. *IEEE Transactions on Magnetics* 11(4):962–980, DOI 10.1109/TMAG.1975.1058779
- Smith HM, Marsch E, Helander P (2012) Electron Transport in the Fast Solar Wind. *Astrophys J* 753:31, DOI 10.1088/0004-637X/753/1/31
- Sommerfeld A (1952) *Electrodynamics*. Academic Press, New York, NY, USA
- Sonett CP, Judge DL, Sims AR, Kelso JM (1960) A Radial Rocket Survey of the Distant Geomagnetic Field. *Geophys Res Lett* 65(1):55–68, DOI 10.1029/JZ065i001p00055
- Sorriso-Valvo L, Carbone V, Veltri P, Consolini G, Bruno R (1999) Intermittency in the solar wind turbulence through probability distribution functions of fluctuations. *Geophys Res Lett* 26:1801–1804, DOI 10.1029/1999GL900270, physics/9903043
- Sorriso-Valvo L, Carbone V, Giuliani P, Veltri P, Bruno R, Antoni V, Martines E (2001) Intermittency in plasma turbulence. *Planet Space Sci* 49:1193–1200, DOI 10.1016/S0032-0633(01)00060-5
- Southwood DJ, Kivelson MG (1993) Mirror instability. I - Physical mechanism of linear instability. *J Geophys Res* 98:9181–9187, DOI 10.1029/92JA02837
- Spitzer L Jr (1956) *Physics of Fully Ionized Gases*, Interscience Tracts on Physics and Astronomy, vol 3. Interscience Publishers, New York, NY, USA
- Spitzer L Jr, Härm R (1953) Transport Phenomena in a Completely Ionized Gas. *Phys Rev* 89(5):977–981, DOI 10.1103/PhysRev.89.977
- Squire J, Quataert E, Schekochihin AA (2016) A Stringent Limit on the Amplitude of Alfvénic Perturbations in High-beta Low-collisionality Plasmas. *Astrophys J Lett* 830:L25, DOI 10.3847/2041-8205/830/2/L25, 1605.02759
- Squire J, Kunz MW, Quataert E, Schekochihin AA (2017a) Kinetic Simulations of the Interruption of Large-Amplitude Shear- Alfvén Waves in a High- β Plasma. *Phys Rev Lett* 119:155101, DOI 10.1103/PhysRevLett.119.155101
- Squire J, Schekochihin AA, Quataert E (2017b) Amplitude limits and nonlinear damping of shear-Alfvén waves in high-beta low-collisionality plasmas. *N J Phys* 19:055005, DOI 10.1088/1367-2630/aa6bb1
- Sridhar S, Goldreich P (1994) Toward a theory of interstellar turbulence. 1: Weak Alfvénic turbulence. *Astrophys J* 432:612–621, DOI 10.1086/174600
- Srivastava N, Schwenn R (2000) The origin of the solar wind: an overview. In: *The Outer Heliosphere: Beyond the Planets*, pp 12–40

- Steinberg JL, Hoang S, Lecacheux A, Aubier MG, Dulk GA (1984) Type III radio bursts in the interplanetary medium – The role of propagation. *Astron Astrophys* 140:39–48
- Steinberg JT, Lazarus AJ, Ogilvie KW, Lepping R, Byrnes J (1996) Differential flow between solar wind protons and alpha particles: First WIND observations. *Geophys Res Lett* 23:1183–1186, DOI 10.1029/96GL00628
- Stewart B (1861) On the Great Magnetic Disturbance Which Extended from August 28 to September 7, 1859, as Recorded by Photography at the Kew Observatory. *Philos T Roy Soc Lon Ser I* 151:423–430
- Stix TH (1992) *Waves in plasmas*. American Institute of Physics, New York, NY, USA
- Stone EC, Cummings AC, McDonald FB, Heikkila BC, Lal N, Webber WR (2005) Voyager 1 Explores the Termination Shock Region and the Heliosheath Beyond. *Science* 309:2017–2020, DOI 10.1126/science.1117684
- Storey LRO (1953) An Investigation of Whistling Atmospherics. *Philos T Roy Soc Lon A* 246:113–141, DOI 10.1098/rsta.1953.0011
- Štverák Š, Trávníček P, Maksimovic M, Marsch E, Fazakerley AN, Scime EE (2008) Electron temperature anisotropy constraints in the solar wind. *J Geophys Res* 113:A03103, DOI 10.1029/2007JA012733
- Štverák Š, Maksimovic M, Trávníček PM, Marsch E, Fazakerley AN, Scime EE (2009) Radial evolution of nonthermal electron populations in the low-latitude solar wind: Helios, Cluster, and Ulysses Observations. *J Geophys Res* 114:A05104, DOI 10.1029/2008JA013883
- Štverák Š, Trávníček PM, Hellinger P (2015) Electron energetics in the expanding solar wind via Helios observations. *J Geophys Res* 120:8177–8193, DOI 10.1002/2015JA021368
- Summers D, Thorne RM (1991) The modified plasma dispersion function. *Phys Fluids B* 3:1835–1847, DOI 10.1063/1.859653
- Summers D, Xue S, Thorne RM (1994) Calculation of the dielectric tensor for a generalized Lorentzian (κ) distribution function. *Phys Plasmas* 1:2012–2025, DOI 10.1063/1.870656
- Sundkvist D, Retinò A, Vaivads A, Bale SD (2007) Dissipation in Turbulent Plasma due to Reconnection in Thin Current Sheets. *Phys Rev Lett* 99(2):025004, DOI 10.1103/PhysRevLett.99.025004
- Swanson DG (2003) *Plasma waves*. Institute of Physics Publishing, Bristol, UK
- Tajiri M (1967) Propagation of Hydromagnetic Waves in Collisionless Plasma. II. Kinetic Approach. *J Phys Soc Jpn* 22:1482
- Tam SWY, Chang T (1999) Kinetic evolution and acceleration of the solar wind. *Geophys Res Lett* 26:3189–3192, DOI 10.1029/1999GL010689
- Tao J, Wang L, Zong Q, Li G, Salem CS, Wimmer-Schweingruber RF, He J, Tu C, Bale SD (2016) Quiet-time Suprathermal (~ 0.1 – 1.5 keV) Electrons in the Solar Wind. *Astrophys J* 820:22, DOI 10.3847/0004-637X/820/1/22
- Tatsuno T, Dorland W, Schekochihin AA, Plunk GG, Barnes M, Cowley SC, Howes GG (2009) Nonlinear Phase Mixing and Phase-Space Cascade of Entropy in Gyrokinetic Plasma Turbulence. *Phys Rev Lett* 103(1):015003,

- DOI 10.1103/PhysRevLett.103.015003, 0811.2538
- Taylor GI (1938) The Spectrum of Turbulence. *Proc R Soc London A* 164:476–490, DOI 10.1098/rspa.1938.0032
- Telloni D, Bruno R (2016) Linking fluid and kinetic scales in solar wind turbulence. *Mon Not Roy Astron Soc* 463:L79–L83, DOI 10.1093/mnrasl/slw135
- TenBarge JM, Howes GG (2013) Current Sheets and Collisionless Damping in Kinetic Plasma Turbulence. *Astrophys J Lett* 771:L27, DOI 10.1088/2041-8205/771/2/L27, 1304.2958
- TenBarge JM, Podesta JJ, Klein KG, Howes GG (2012) Interpreting Magnetic Variance Anisotropy Measurements in the Solar Wind. *Astrophys J* 753:107, DOI 10.1088/0004-637X/753/2/107, 1205.0749
- TenBarge JM, Howes GG, Dorland W (2013) Collisionless Damping at Electron Scales in Solar Wind Turbulence. *Astrophys J* 774:139, DOI 10.1088/0004-637X/774/2/139
- TenBarge JM, Alexandrova O, Boldyrev S, Califano F, Cerri SS, Chen CHK, Howes GG, Horbury T, Isenberg PA, Ji H, Klein KG, Krafft C, Kunz M, Loureiro NF, Mallet A, Maruca BA, Matthaeus WH, Meyrand R, Quataert E, Perez JC, Roberts OW, Sahraoui F, Salem CS, Schekochihin AA, Spence H, Squire J, Told D, Verscharen D, Wicks RT (2019) Disentangling the Spatiotemporal Structure of Turbulence Using Multi-Spacecraft Data. *Plasma 2020 Decadal Survey White Paper*, arXiv:1903.05710
- Tenerani A, Velli M (2013) Parametric decay of radial Alfvén waves in the expanding accelerating solar wind. *J Geophys Res* 118:7507–7516, DOI 10.1002/2013JA019293
- Tenerani A, Velli M (2017) Evolving Waves and Turbulence in the Outer Corona and Inner Heliosphere: The Accelerating Expanding Box. *Astrophys J* 843:26, DOI 10.3847/1538-4357/aa71b9
- Tenerani A, Velli M (2018) Nonlinear Firehose Relaxation and Constant-B Field Fluctuations. *Astrophys J Lett* 867(2):L26, DOI 10.3847/2041-8213/aac01, 1808.04453
- Tenerani A, Velli M, Pucci F, Landi S, Rappazzo AF (2016) ‘Ideally’ unstable current sheets and the triggering of fast magnetic reconnection. *J Plasma Phys* 82(5):535820501, DOI 10.1017/S002237781600088X, 1608.05066
- Tessein JA, Smith CW, MacBride BT, Matthaeus WH, Forman MA, Borovsky JE (2009) Spectral Indices for Multi-Dimensional Interplanetary Turbulence at 1 AU. *Astrophys J* 692:684–693, DOI 10.1088/0004-637X/692/1/684
- Thomas BT, Smith EJ (1980) The Parker spiral configuration of the interplanetary magnetic field between 1 and 8.5 AU. *J Geophys Res* 85:6861–6867, DOI 10.1029/JA085iA12p06861
- Thornton ST, Marion JB (2004) *Classical Dynamics of Particles and Systems*, 5th edn. Brooks/Cole, Belmont, CA, USA
- Told D, Jenko F, TenBarge JM, Howes GG, Hammett GW (2015) Multi-scale Nature of the Dissipation Range in Gyrokinetic Simulations of Alfvénic Turbulence. *Phys Rev Lett* 115(2):025003, DOI 10.1103/PhysRevLett.115.025003, 1505.02204

- Tong Y, Bale SD, Chen CHK, Salem CS, Verscharen D (2015) Effects of Electron Drifts on the Collisionless Damping of Kinetic Alfvén Waves in the Solar Wind. *Astrophys J Lett* 804:L36, DOI 10.1088/2041-8205/804/2/L36
- Tong Y, Bale SD, Salem C, Pulupa M (2018) Observed instability constraints on electron heat flux in the solar wind. ArXiv e-prints arXiv:1801.07694, 1801.07694
- Tracy PJ, Kasper JC, Zurbuchen TH, Raines JM, Shearer P, Gilbert J (2015) Thermalization of Heavy Ions in the Solar Wind. *Astrophys J* 812:170, DOI 10.1088/0004-637X/812/2/170
- Tracy PJ, Kasper JC, Raines JM, Shearer P, Gilbert JA, Zurbuchen TH (2016) Constraining Solar Wind Heating Processes by Kinetic Properties of Heavy Ions. *Phys Rev Lett* 116(25):255101, DOI 10.1103/PhysRevLett.116.255101
- Treumann RA, Baumjohann W (1997) *Advanced space plasma physics*. Imperial College Press, London, UK
- Tsallis C (1988) Possible generalization of Boltzmann-Gibbs statistics. *J Stat Phys* 52:479–487, DOI 10.1007/BF01016429
- Tsurutani BT, Ho CM, Smith EJ, Neugebauer M, Goldstein BE, Mok JS, Arballo JK, Balogh A, Southwood DJ, Feldman WC (1994) The relationship between interplanetary discontinuities and Alfvén waves: ULYSSES observations. *Geophys Res Lett* 21:2267–2270, DOI 10.1029/94GL02194
- Tu CY, Marsch E (1993) A model of solar wind fluctuations with two components - Alfvén waves and convective structures. *J Geophys Res* 98:1257–1276, DOI 10.1029/92JA01947
- Tu CY, Marsch E (1994) On the nature of compressive fluctuations in the solar wind. *J Geophys Res* 99:21, DOI 10.1029/94JA00843
- Tu CY, Marsch E (1995) MHD structures, waves and turbulence in the solar wind: Observations and theories. *Space Sci Rev* 73:1–210, DOI 10.1007/BF00748891
- Tu CY, Marsch E (2001) On cyclotron wave heating and acceleration of solar wind ions in the outer corona. *J Geophys Res* 106:8233–8252, DOI 10.1029/2000JA000024
- Tu CY, Marsch E, Qin ZR (2004) Dependence of the proton beam drift velocity on the proton core plasma beta in the solar wind. *J Geophys Res* 109:A05101, DOI 10.1029/2004JA010391
- Tumanski S (2011) *Handbook of Magnetic Measurements*. CRC Press, Boca Raton, FL, USA
- Unti TWJ, Neugebauer M (1968) Alfvén Waves in the Solar Wind. *Phys Fluids* 11:563–568, DOI 10.1063/1.1691953
- Vafin S, Lazar M, Fichtner H, Schlickeiser R, Drillisch M (2018) Solar wind temperature anisotropy constraints from streaming instabilities. *Astron Astrophys* 613:A23, DOI 10.1051/0004-6361/201731852
- Vafin S, Riazantseva M, Pohl M (2019) Coulomb Collisions as a Candidate for Temperature Anisotropy Constraints in the Solar Wind. *Astrophys J* 871:L11, DOI 10.3847/2041-8213/aafb11
- Vasko IY, Krasnoselskikh V, Tong Y, Bale SD, Bonnell JW, Mozer FS (2019) Whistler Fan Instability Driven by Strahl Electrons in the Solar Wind. As-

- trophys J 871:L29, DOI 10.3847/2041-8213/ab01bd
- Vasquez BJ, Hollweg JV (1996) Formation of arc-shaped Alfvén waves and rotational discontinuities from oblique linearly polarized wave trains. *J Geophys Res* 101(A6):13527–13540, DOI 10.1029/96JA00612
- Velli M (1994) From Supersonic Winds to Accretion: Comments on the Stability of Stellar Winds and Related Flows. *Astrophys J Lett* 432:L55, DOI 10.1086/187510
- Velli M (2001) Hydrodynamics of the Solar Wind Expansion. *Astrophys Space Sci* 277:157–167, DOI 10.1023/A:1012237708634
- Velli M, Pruneti F (1997) Alfvén waves in the solar corona and solar wind. *Plasma Phys Contr F* 39:B317–B324, DOI 10.1088/0741-3335/39/12B/024
- Verdini A, Grappin R, Pinto R, Velli M (2012) On the Origin of the 1/f Spectrum in the Solar Wind Magnetic Field. *Astrophys J Lett* 750(2):L33, DOI 10.1088/2041-8205/750/2/L33, 1203.6219
- Verdon AL, Cairns IH, Melrose DB, Robinson PA (2009) Warm electromagnetic lower hybrid wave dispersion relation. *Phys Plasmas* 16(5):052105, DOI 10.1063/1.3132628
- Verscharen D (2012) On convected wave structures and spectral transfer in space plasmas: applications to solar corona and solar wind. PhD thesis, Max Planck Institute for Solar System Research, Lindau, Germany; Technical University Braunschweig, Braunschweig, Germany, DOI 10.5281/zenodo.50886
- Verscharen D, Chandran BDG (2013) The Dispersion Relations and Instability Thresholds of Oblique Plasma Modes in the Presence of an Ion Beam. *Astrophys J* 764:88, DOI 10.1088/0004-637X/764/1/88, 1212.5192
- Verscharen D, Chandran BDG (2018) NHDS: The New Hampshire Dispersion Relation Solver. *Res Not American Astron Soc* 2(2):13, DOI 10.3847/2515-5172/aabfe3, 1804.10096
- Verscharen D, Marsch E (2011) Apparent temperature anisotropies due to wave activity in the solar wind. *Ann Geophys* 29:909–917, DOI 10.5194/angeo-29-909-2011, 1106.5878
- Verscharen D, Marsch E, Motschmann U, Müller J (2012a) Kinetic cascade beyond magnetohydrodynamics of solar wind turbulence in two-dimensional hybrid simulations. *Phys Plasmas* 19(2):022305–022305, DOI 10.1063/1.3682960, 1201.2784
- Verscharen D, Marsch E, Motschmann U, Müller J (2012b) Parametric decay of oblique Alfvén waves in two-dimensional hybrid simulations. *Phys Rev E* 86(2):027401, DOI 10.1103/PhysRevE.86.027401, 1207.6144
- Verscharen D, Bourouaine S, Chandran BDG (2013a) Instabilities Driven by the Drift and Temperature Anisotropy of Alpha Particles in the Solar Wind. *Astrophys J* 773:163, DOI 10.1088/0004-637X/773/2/163, 1307.1823
- Verscharen D, Bourouaine S, Chandran BDG, Maruca BA (2013b) A Parallel-propagating Alfvénic Ion-beam Instability in the High-beta Solar Wind. *Astrophys J* 773:8, DOI 10.1088/0004-637X/773/1/8, 1306.2531
- Verscharen D, Chandran BDG, Bourouaine S, Hollweg JV (2015) Deceleration of Alpha Particles in the Solar Wind by Instabilities and the Rotational

- Force: Implications for Heating, Azimuthal Flow, and the Parker Spiral Magnetic Field. *Astrophys J* 806:157, DOI 10.1088/0004-637X/806/2/157, 1411.4570
- Verscharen D, Chandran BDG, Klein KG, Quataert E (2016) Collisionless Isotropization of the Solar-wind Protons by Compressive Fluctuations and Plasma Instabilities. *Astrophys J* 831:128, DOI 10.3847/0004-637X/831/2/128, 1605.07143
- Verscharen D, Chen CHK, Wicks RT (2017) On Kinetic Slow Modes, Fluid Slow Modes, and Pressure-balanced Structures in the Solar Wind. *Astrophys J* 840:106, DOI 10.3847/1538-4357/aa6a56, 1703.03040
- Verscharen D, Klein KG, Chandran BDG, Stevens ML, Salem CS, Bale SD (2018) ALPS: the Arbitrary Linear Plasma Solver. *J Plasma Phys* 84(4):905840403, DOI 10.1017/S0022377818000739, 1803.04697
- Verscharen D, Chandran BDG, Jeong SY, Salem CS, Pulupa MP, Bale SD (2019a) Self-induced Scattering of Strahl Electrons in the Solar Wind. *Astrophys J* arXiv:1906.02832, 1906.02832
- Verscharen D, Wicks RT, Alexandrova O, Bruno R, Burgess D, Chen CHK, D'Amicis R, De Keyser J, Dudok de Wit T, Franci L, He J, Henri P, Kasahara S, Khotyaintsev Y, Klein KG, Lavraud B, Maruca BA, Maksimovic M, Plaschke F, Poedts S, Reynolds CS, Roberts O, Sahraoui F, Saito S, Salem CS, Saur J, Servidio S, Stawarz JE, Stverak S, Told D (2019b) A Case for Electron-Astrophysics. ESA Voyage 2050 White Paper, arXiv:1908.02206
- Vocks C, Salem C, Lin RP, Mann G (2005) Electron Halo and Strahl Formation in the Solar Wind by Resonant Interaction with Whistler Waves. *Astrophys J* 627:540–549, DOI 10.1086/430119
- von Steiger R, Zurbuchen TH (2002) Kinetic properties of heavy solar wind ions from Ulysses-SWICS. *Adv Space Res* 30:73–78, DOI 10.1016/S0273-1177(02)00174-6
- von Steiger R, Zurbuchen TH (2006) Kinetic properties of heavy solar wind ions from Ulysses-SWICS. *Geophys Res Lett* 33:L09103, DOI 10.1029/2005GL024998
- von Steiger R, Geiss J, Gloeckler G, Galvin AB (1995) Kinetic Properties of Heavy Ions in the Solar Wind From SWICS/Ulysses. *Space Sci Rev* 72:71–76, DOI 10.1007/BF00768756
- von Steiger R, Schwadron NA, Fisk LA, Geiss J, Gloeckler G, Hefti S, Wilken B, Wimmer-Schweingruber RF, Zurbuchen TH (2000) Composition of quasi-stationary solar wind flows from Ulysses/Solar Wind Ion Composition Spectrometer. *J Geophys Res* 105:27217–27238, DOI 10.1029/1999JA000358
- Wan M, Matthaeus WH, Karimabadi H, Roytershteyn V, Shay M, Wu P, Daughton W, Loring B, Chapman SC (2012) Intermittent Dissipation at Kinetic Scales in Collisionless Plasma Turbulence. *Phys Rev Lett* 109(19):195001, DOI 10.1103/PhysRevLett.109.195001
- Wan M, Matthaeus WH, Roytershteyn V, Karimabadi H, Parashar T, Wu P, Shay M (2015) Intermittent Dissipation and Heating in 3D Kinetic Plasma Turbulence. *Phys Rev Lett* 114(17):175002, DOI 10.1103/PhysRevLett.114.175002

- Wan M, Matthaeus WH, Roytershteyn V, Parashar TN, Wu P, Karimabadi H (2016) Intermittency, coherent structures and dissipation in plasma turbulence. *Phys Plasmas* 23(4):042307, DOI 10.1063/1.4945631
- Wang B, Wang CB, Yoon PH, Wu CS (2011) Stochastic heating and acceleration of minor ions by Alfvén waves. *Geophys Res Lett* 38(10):L10103, DOI 10.1029/2011GL047729
- Wang L, Lin RP, Salem C, Pulupa M, Larson DE, Yoon PH, Luhmann JG (2012) Quiet-time Interplanetary \sim 2-20 keV Superhalo Electrons at Solar Minimum. *Astrophys J Lett* 753:L23, DOI 10.1088/2041-8205/753/1/L23
- Wang X, Tu C, He J, Marsch E, Wang L (2013) On Intermittent Turbulence Heating of the Solar Wind: Differences between Tangential and Rotational Discontinuities. *Astrophys J Lett* 772:L14, DOI 10.1088/2041-8205/772/2/L14
- Wang X, Tu C, He J, Marsch E, Wang L (2014) The Influence of Intermittency on the Spectral Anisotropy of Solar Wind Turbulence. *Astrophys J Lett* 783:L9, DOI 10.1088/2041-8205/783/1/L9
- Webb DF, Howard TA (2012) Coronal Mass Ejections: Observations. *Living Rev Solar Phys* 9:3, DOI 10.12942/lrsp-2012-3
- Weber EJ, Davis L Jr (1967) The Angular Momentum of the Solar Wind. *Astrophys J* 148:217–227, DOI 10.1086/149138
- Whang YC (1971) Higher moment equations and the distribution function of the solar-wind plasma. *J Geophys Res* 76:7503, DOI 10.1029/JA076i031p07503
- Wicks RT, Horbury TS, Chen CHK, Schekochihin AA (2010) Power and spectral index anisotropy of the entire inertial range of turbulence in the fast solar wind. *Mon Not Roy Astron Soc* 407:L31–L35, DOI 10.1111/j.1745-3933.2010.00898.x, 1002.2096
- Wicks RT, Alexander RL, Stevens M, Wilson LB III, Moya PS, Viñas A, Jian LK, Roberts DA, O’Modhrain S, Gilbert JA, Zurbuchen TH (2016) A Proton-cyclotron Wave Storm Generated by Unstable Proton Distribution Functions in the Solar Wind. *Astrophys J* 819:6, DOI 10.3847/0004-637X/819/1/6
- Wilson I Lynn B, Chen LJ, Wang S, Schwartz SJ, Turner DL, Stevens ML, Kasper JC, Osmane A, Caprioli D, Bale SD, Pulupa MP, Salem CS, Goodrich KA (2019) Electron Energy Partition across Interplanetary Shocks. I. Methodology and Data Product. *Astrophys J Supp* 243(1):8, DOI 10.3847/1538-4365/ab22bd, 1902.01476
- Wilson LB III, Stevens ML, Kasper JC, Klein KG, Maruca BA, Bale SD, Bowen TA, Pulupa MP, Salem CS (2018) The Statistical Properties of Solar Wind Temperature Parameters Near 1 au. *Astrophys J Supp* 236:41, DOI 10.3847/1538-4365/aab71c, 1802.08585
- Winske D, Gary SP (1986) Electromagnetic instabilities driven by cool heavy ion beams. *J Geophys Res* 91:6825–6832, DOI 10.1029/JA091iA06p06825
- Woodham LD, Wicks RT, Verscharen D, Owen CJ (2018) The Role of Proton Cyclotron Resonance as a Dissipation Mechanism in Solar Wind Turbulence: A Statistical Study at Ion-kinetic Scales. *Astrophys J* 856:49, DOI 10.3847/

- 1538-4357/aab03d, 1801.07344
- Wu H, Verscharen D, Wicks RT, Chen CH, He J, Nicolaou G (2019) The Fluid-like and Kinetic Behavior of Kinetic Alfvén Turbulence in Space Plasma. *Astrophys J* 870:106, DOI 10.3847/1538-4357/aaf77, 1808.09763
- Wu P, Perri S, Osman K, Wan M, Matthaeus WH, Shay MA, Goldstein ML, Karimabadi H, Chapman S (2013) Intermittent Heating in Solar Wind and Kinetic Simulations. *Astrophys J Lett* 763:L30, DOI 10.1088/2041-8205/763/2/L30
- Wu TY (1966) *Kinetic Equations of Gases and Plasmas*. Addison-Wesley, Reading, MA, USA
- Xia Q, Perez JC, Chandran BDG, Quataert E (2013) Perpendicular Ion Heating by Reduced Magnetohydrodynamic Turbulence. *Astrophys J* 776:90, DOI 10.1088/0004-637X/776/2/90, 1309.0742
- Xu F, Borovsky JE (2015) A new four-plasma categorization scheme for the solar wind. *J Geophys Res* 120:70–100, DOI 10.1002/2014JA020412
- Xue S, Thorne RM, Summers D (1993) Electromagnetic ion-cyclotron instability in space plasmas. *J Geophys Res* 98:17475–17484, DOI 10.1029/93JA00790
- Xue S, Thorne RM, Summers D (1996) Excitation of magnetosonic waves in the undisturbed solar wind. *Geophys Res Lett* 23:2557–2560, DOI 10.1029/96GL02202
- Yang L, Wang L, Li G, He J, Salem CS, Tu C, Wimmer-Schweingruber RF, Bale SD (2015) The Angular Distribution of Solar Wind Superhalo Electrons at Quiet Times. *Astrophys J Lett* 811:L8, DOI 10.1088/2041-8205/811/1/L8
- Yang L, He J, Tu C, Li S, Zhang L, Marsch E, Wang L, Wang X, Feng X (2017a) Multiscale Pressure-Balanced Structures in Three-Dimensional Magnetohydrodynamic Turbulence. *Astrophys J* 836:69, DOI 10.3847/1538-4357/836/1/69, 1612.01496
- Yang Y, Matthaeus WH, Parashar TN, Wu P, Wan M, Shi Y, Chen S, Roytershteyn V, Daughton W (2017b) Energy transfer channels and turbulence cascade in Vlasov-Maxwell turbulence. *Phys Rev E* 95(6):061201, DOI 10.1103/PhysRevE.95.061201
- Yao S, He JS, Marsch E, Tu CY, Pedersen A, Rème H, Trotignon JG (2011) Multi-scale Anti-correlation Between Electron Density and Magnetic Field Strength in the Solar Wind. *Astrophys J* 728:146, DOI 10.1088/0004-637X/728/2/146
- Yao S, He JS, Tu CY, Wang LH, Marsch E (2013a) Small-scale Pressure-balanced Structures Driven by Mirror-mode Waves in the Solar Wind. *Astrophys J* 776:94, DOI 10.1088/0004-637X/776/2/94
- Yao S, He JS, Tu CY, Wang LH, Marsch E (2013b) Small-scale Pressure-balanced Structures Driven by Oblique Slow Mode Waves Measured in the Solar Wind. *Astrophys J* 774:59, DOI 10.1088/0004-637X/774/1/59
- Yermolaev YI, Stupin VV (1990) Some alpha-particle heating and acceleration mechanisms in the solar wind: Prognoz 7 measurements. *Planet Space Sci* 38(10):1305–1313, DOI 10.1016/0032-0633(90)90133-B

- Yermolaev YI, Stupin VV, Zastenker GN, Khamitov GP, Kozak I (1989) Variations of solar wind proton and alpha-particle hydrodynamic parameters: Prognoz 7 observations. *Adv Space Res* 9(4):123–126, DOI 10.1016/0273-1177(89)90104-X
- Yermolaev YI, Stupin VV, Kozak I (1991) Dynamics of proton and alpha-particle velocities and temperatures in the solar wind: Prognoz 7 observations. *Adv Space Res* 11(1):79–82, DOI 10.1016/0273-1177(91)90095-2
- Yoon PH (2016) Proton temperature relaxation in the solar wind by combined collective and collisional processes. *J Geophys Res* 121:10,665–10,676, DOI 10.1002/2016JA023044
- Yoon PH (2017) Kinetic instabilities in the solar wind driven by temperature anisotropies. *Rev Mod Plasma Phys* 1(1):4, DOI 10.1007/s41614-017-0006-1, URL <https://doi.org/10.1007/s41614-017-0006-1>
- Yoon PH, Fang TM (2008) Dispersion surfaces for low-frequency modes. *Plasma Phys Contr F* 50:125002, DOI 10.1088/0741-3335/50/12/125002
- Yoon PH, Sarfraz M (2017) Interplay of Electron and Proton Instabilities in Expanding Solar Wind. *Astrophys J* 835:246, DOI 10.3847/1538-4357/835/2/246
- Young DT, Berthelier JJ, Blanc M, Burch JL, Coates AJ, Goldstein R, Grande M, Hill TW, Johnson RE, Kelha V, McComas DJ, Sittler EC, Svenes KR, Szegö K, Tanskanen P, Ahola K, Anderson D, Bakshi S, Baragiola RA, Barraclough BL, Black RK, Bolton S, Booker T, Bowman R, Casey P, Crary FJ, Delapp D, Dirks G, Eaker N, Funsten H, Furman JD, Gosling JT, Hannula H, Holmlund C, Huomo H, Illiano JM, Jensen P, Johnson MA, Linder DR, Luntama T, Maurice S, McCabe KP, Mursula K, Narheim BT, Nordholt JE, Preece A, Rudzki J, Ruitberg A, Smith K, Szalai S, Thomsen MF, Viherkanto K, Vilppola J, Vollmer T, Wahl TE, Wüest M, Ylikorpi T, Zinsmeyer C (2004) Cassini Plasma Spectrometer Investigation. *Space Sci Rev* 114:1–112, DOI 10.1007/s11214-004-1406-4
- Zank GP (1999) Interaction of the solar wind with the local interstellar medium: a theoretical perspective. *Space Sci Rev* 89:413–688, DOI 10.1023/A:1005155601277
- Zank GP, Cairns IH, Webb GM (1995) The termination shock: physical processes. *Adv Space Res* 15:453–462, DOI 10.1016/0273-1177(94)00129-O
- Zank GP, Adhikari L, Hunana P, Shiota D, Bruno R, Telloni D (2017) Theory and Transport of Nearly Incompressible Magnetohydrodynamic Turbulence. *Astrophys J* 835:147, DOI 10.3847/1538-4357/835/2/147
- Zank GP, Adhikari L, Zhao LL, Mostafavi P, Zirnstein EJ, McComas DJ (2018) The Pickup Ion-mediated Solar Wind. *Astrophys J* 869:23, DOI 10.3847/1538-4357/aaebfe
- Zaslavsky A, Meyer-Vernet N, Mann I, Czechowski A, Issautier K, Le Chat G, Pantellini F, Goetz K, Maksimovic M, Bale SD, Kasper JC (2012) Interplanetary dust detection by radio antennas: Mass calibration and fluxes measured by STEREO/WAVES. *J Geophys Res* 117:A05102, DOI 10.1029/2011JA017480

- Zhdankin V, Boldyrev S, Chen CHK (2016) Intermittency of energy dissipation in Alfvénic turbulence. *Mon Not Roy Astron Soc* 457:L69–L73, DOI 10.1093/mnrasl/slv208, 1512.07355
- Zhu X, He J, Verscharen D, Zhao J (2019) Composition of Wave Modes in Magnetosheath Turbulence from Sub-ion to Sub-electron Scales. *Astrophys J* 878(1):48, DOI 10.3847/1538-4357/ab1be7
- Zurbuchen TH, Richardson IG (2006) In-Situ Solar Wind and Magnetic Field Signatures of Interplanetary Coronal Mass Ejections. *Space Sci Rev* 123:31–43, DOI 10.1007/s11214-006-9010-4
- Zurbuchen TH, Hefti S, Fisk LA, Gloeckler G, von Steiger R (1999) The Transition Between Fast and Slow Solar Wind from Composition Data. *Space Sci Rev* 87:353–356, DOI 10.1023/A:1005126718714
- Zurbuchen TH, Fisk LA, Gloeckler G, von Steiger R (2002) The solar wind composition throughout the solar cycle: A continuum of dynamic states. *Geophys Res Lett* 29:1352, DOI 10.1029/2001GL013946