

Thermodynamics of Element Volatility and its Application to Planetary Processes

Paolo A. Sossi

Institut de Physique du Globe de Paris, 1 rue Jussieu, F-75005, Paris, France

ssossi@ipgp.fr

Bruce Fegley, Jr.

Planetary Chemistry Laboratory, Department of Earth and Planetary Sciences and McDonnell Center for the Space Sciences, Washington University, St. Louis, Missouri, USA

bfegley@wustl.edu

This is the accepted, pre-proof version of the paper: Sossi PA & Fegley B (2018) Thermodynamics of Element Volatility and its Application to Planetary Processes. Rev Mineral Geochem 84 (1):393–459.

doi: 10.2138/rmg.2018.84.11

1.0. Introduction

Despite its importance in geological sciences, our understanding of interactions between gas and condensed phases (comprising solids and liquids) remains clouded by the fact that, often, only indirect evidence remains for their occurrence. This arises from the tendency for the vapour phase to escape from the condensed phase with which it interacts, owing to its much lower density and thus greater volume. For a gas that is sufficiently tenuous that interactions do not occur between its constituent molecules, this relationship is quantified in the ideal gas law (Clapeyron 1834):

$$PV = nRT \quad (1)$$

where P is the total pressure exerted by the gas, V its volume, n is the number of moles, R the gas constant ($8.3145 \text{ J mol}^{-1} \text{ K}^{-1}$, Horstmann, 1873) and T the absolute temperature. One mole of an ideal gas at 273.15 K and 10^5 Pa (standard temperature and pressure for gases)¹ has a molar volume of $22,711 \text{ cm}^3/\text{mol}$, $10^3 \times$ greater than typical silicate liquids or minerals. As a result, vaporisation processes in nature are often informed by chemical and textural evidence remaining in the condensed phase. Such evidence points to the influence of vapour-condensed phase interaction at a variety of scales and geological settings, both in our solar system and beyond (Nagahara, this volume). Although also important in terrestrial processes such as volcanism (see Symonds and Reed 1993; Henley and Seward, this volume) and impact events (Koeberl 1986; King et al., this volume), we present in this chapter an overview of how elements can record gas-condensed phase interactions as they apply to planetary processes that include, but are not limited to:

- 1) Degassing of planetary magma oceans (section 3.0.)
- 2) Atmospheres on existing bodies (section 3.0.)

¹ Standard pressure was changed by IUPAC in 1982 from 760 mm Hg barometer (Partington 1950; Ewing et al. 1994)

- 3) Evaporation on small planetary bodies (section 4.0.)
- 4) Evaporation during giant impacts (section 4.0.)

To constrain the conditions under which these processes occur necessitates thermodynamic data of gaseous- and condensed species. Therefore, a review of our knowledge and lack thereof, is also presented (section 2.0.). Much of our information on thermodynamic quantities of gaseous species comes from spectrometric measurements, undertaken from the 1950s onwards, largely on simple (binary and ternary) systems (e.g., see Brewer 1953; Margrave 1967; Lamoreaux et al. 1987, and section 2.0.). This information is now readily available in compilations of thermodynamic data such as JANAF (Chase 1998) or IVTAN (Glushko et al. 1999). However, the application of these data to more complex, natural geological systems is less straightforward.

Instead, for lack of any other comprehensive volatility scale, 50% nebular condensation temperatures, T_c , (Grossman and Larimer 1974; Lodders 2003), which describe the temperature at which half of the abundance of an element is condensed in the solar nebula, are frequently used to discuss elemental volatility in planetary environments. However, these T_c are strictly relevant only at the pressure and temperature conditions of a solar-composition protoplanetary accretion disk (e.g., the solar nebula). Namely, at low total pressures ($P_T \lesssim 10^{-2}$ bar), solar or close to solar metallicity² (i.e., $P_T \sim P_{H_2} + P_H + P_{He}$), oxygen fugacities ~ 6 log bar units below the Iron – Wüstite (IW) buffer (due to the low H_2O/H_2 ratios, 5×10^{-4} ; Rubin et al. 1988; Grossman et al., 2008). Boss (1998) and Woolum and Cassen (1999), to give two examples, used astronomical observations to model midplane temperatures in protoplanetary accretion disks in the planet-forming region and found temperatures < 1600 K. Petrological observations of Calcium, Al-rich inclusions (CAI) with the highly fractionated group II rare-earth element (REE) pattern³ (Boynton 1975) indicate they formed by fractional condensation (Boynton 1975; Davis and Grossman 1979) at temperatures between 1676 K, 1463 K, 1296 K at total pressures (P_T) of 10^{-3} bar, 10^{-6} bar, and 10^{-9} bar, respectively (Kornacki and Fegley 1986). At total pressures above $\approx 10^{-2}$ bar, liquids condense in place of solids (Ebel, 2004) and departures from solar composition (e.g., by changes in metallicity or H-loss on a planetary body) lead to condensation temperatures different to those in a solar-composition system (Larimer and Bartholomay 1979; Lodders and Fegley 1999; Schaefer and Fegley 2010). Thus, the complexity of evaporation and condensation reactions are such that, at conditions outside this range, the relevant gas species, their equilibrium partial pressures and mechanisms driving their escape diverge greatly.

Potentially powerful tracers of the conditions under which these gas-liquid/solid processes occur are the moderately volatile elements (MVEs), defined as those that condense from a solar composition

² Metallicity is the mass proportion of elements heavier than He relative to H in a star.

³ The Group II CAI comprise $\sim 38\%$ of CAI analysed for REE (see Table 1 of Ireland & Fegley 2000) and are depleted in both the most volatile and the most refractory REE, taken as evidence of direct condensation from the solar nebula.

gas at temperatures between the major components (≈ 1320 K, Fe, Mg and Si) and troilite (≈ 660 K, FeS) at 10^{-4} bar total pressure (Palme et al. 1988). Their utility lies in their balanced partitioning between the gas and the condensed phase, such that significant quantities remain to permit their analysis. However, as these elements are typically present in trace quantities in planetary materials, knowledge of their thermodynamic properties in minerals and melts is frequently incomplete. In particular, our understanding of the mechanisms by which MVEs substitute into common high-temperature phases and of their activity coefficients in silicate liquids and minerals remain inadequate. Furthermore, how the complex chemical environments relevant to planetary systems affect the relative stability of gaseous molecules is poorly known. Thus, at present, these gaps in knowledge limit the information one can extract from the behaviour of moderately volatile- and other rock-forming elements during high-temperature planetary processes.

Here, we present an introductory thermodynamic treatment of vaporisation/condensation reactions, which serves as a framework for the application of thermodynamic models to geological processes. The two end-member styles of evaporation/condensation, equilibrium and kinetic, are described in section 2.1 and 2.2, respectively. Calculation of thermodynamic equilibrium is discussed, taking into account the effect of non-ideality in the gas phase, enthalpies and entropies of fusion and vaporisation, and activity coefficients of melt oxide species (section 2.1.1.). Information on equilibrium partial pressures of metal-bearing gas species, mainly in simple systems, is derived from Knudsen Effusion Mass Spectrometry (KEMS) (e.g., see Copland and Jacobsen, 2010) and other experimental techniques (transpiration, torsion effusion; e.g., see Margrave, 1967), though alternative methods, such as *ab-initio* calculations (Langhoff and Bauschlicher, 1988), CALPHAD modelling (Saunders and Miodownik, 1998) and free-energy minimisation programs (e.g., HSC chemistry, Roine, 2002; IVTANTHERMO, Belov et al. 1999) are becoming increasingly widespread (section 2.1.2.). A primer on the geological applications of these techniques, and the thermodynamic data they provide, including evaporation of simple-, complex- and natural oxide systems, are presented in sections 2.1.3 to 2.1.6.

The kinetic treatment (section 2.2.1.) is based on the Maxwell-Boltzmann kinetic theory of gases, which is then applied to derive the Hertz-Knudsen-Langmuir (HKL) equation used to calculate evaporation rates from a surface (Chapman and Cowling 1970; and references therein). Using this equation, extraction of thermodynamic data may also be achieved, though less precisely, from free or Langmuir evaporation experiments, which are performed in furnaces under vacuum or in a controlled atmosphere (section 2.2.2.). In this case, the HKL equation serves as the basis for predicting element loss as a function of time, temperature, and equilibrium partial pressures for element evaporation from minerals and melts (sections 2.2.3 – 2.2.5). Much of the information of the evaporation of trace elements in geologically relevant systems comes from these methods (Wulf et al. 1995; Sossi et al., 2016; Norris and Wood 2017; section 2.2.5). These experiments highlight the differences between

nebular condensation and evaporation of silicates under post-nebular conditions (Visscher and Fegley, 2013).

At lower temperatures, higher pressures, or in systems that have not lost their complement of major volatiles, the formation of metal hydroxide, -halide, -carbonate, and/or -sulfate gas species becomes potentially important (section 3.0.). The volatility of metals in H₂O (or steam) atmospheres is enhanced relative to their volatilities in the binary metal-oxygen system (Schaefer et al. 2012; Fegley et al. 2016) and speciation of an element in gas phase may change as a function of pressure, temperature and fugacity of other volatiles (sections 3.2 – 3.5). As such, volatile loss of these species may engender depletions in the complementary condensed phase that are distinct from evaporation under volatile-poor conditions.

This information is reconciled together to summarise and interpret volatile element depletions observed in the terrestrial planets in section 4.0. Here, we give an overview of how volatile element depletion in planetary materials can be quantified, and how they relate to the processes, both physical and chemical, that occur during the formation of meteorites and subsequently the planets (section 4.1.). We discuss that the conditions under which the planets form differ from those present during the condensation of the solar nebula, and, as a result, the mechanisms responsible for volatile depletion leave imprints on their composition distinct from those found in chondritic meteorites⁴ (section 4.2.). Though the Earth is depleted in volatile elements with respect to chondritic meteorites, its current mass and atmospheric temperature effectively impedes atmospheric escape (Zahnle & Catling 2017), except in special cases, namely for H, ³He, ⁴He (Hunten and Donahue 1976; Torgesen 1989), such that this depletion likely occurred early in its history (section 4.3.). By comparison, the Moon and the asteroid 4-Vesta are even more impoverished than the Earth in these volatile elements, which is partially attributable to their much smaller masses, the composition of their source materials, and their individual thermal histories (section 4.4.).

This chapter is intended as an introduction and as a reference to the thermodynamic approaches, methods and existing data relevant to evaporation/condensation processes of metal oxides and their application to planetary processes. The reader is encouraged to select the sections that are most relevant to them, and to delve into the references cited, which are themselves not exhaustive. Finally, throughout this chapter, we highlight promising avenues of future research in the field that may help in gaining a more quantitative understanding of gas-condensed phase interactions in planetary science.

⁴ Chondritic meteorites – the most common meteorites – are undifferentiated rocks containing metal, silicate, and sulfide, so called for the millimetre-sized spherical objects named ‘chondrules’ that comprise them.

2.0. Thermodynamics of evaporation/condensation of metal oxides in simple, complex and natural systems

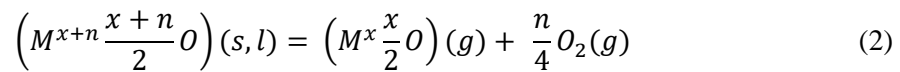
Evaporation is the (solid, liquid) to gas phase transition and condensation is the reverse process. Unless otherwise noted we do not distinguish between sublimation (solid to gas) and vaporisation (liquid to gas). Metals are taken to broadly to encompass metals, metalloids, and semiconductors that remain in metallic form, form oxides and silicates, or combine with other ligands such as C, N, P, OH, chalcogens (S, Se, Te) or halogens (F, Cl, Br, I) in planetary materials. The cases of silicates, oxides and metals (liquids and solids), common in planets and chondrites, are considered henceforth, but other compounds are discussed where relevant. The review covers virtually all naturally-occurring elements with an emphasis on the moderately volatile. The MVE occur on the inner right-hand side of the periodic table; transition metals in groups 11 and 12 (Cu, Zn, Ag, Cd), metals and metalloids of groups 13 and 14 (*e.g.* Ga, Sn, Pb, Sb) in addition to the alkali metals (Li, K, Na, Rb, Cs).

A description of the basic mechanics of evaporation are presented, followed by some of the ways in which evaporation rates and equilibrium partial pressures can be determined experimentally. Finally, examples are presented of natural materials in which volatile element loss by evaporation has been recorded, and the implications this has for their geologic history.

2.1. Equilibrium evaporation/condensation

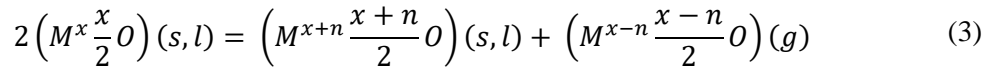
2.1.1. General treatment of equilibrium evaporation/condensation

Evaporation can occur congruently or incongruently. The majority of metals in condensed phases, evaporate congruently (*e.g.*, Brewer 1953; Ackermann and Thorn 1961; Lamoreaux et al. 1987; Table 1), where a condensed component, such as a metal-oxide, M-O, evaporates to one (associative) or more (dissociative) species in the gas phase, with the same overall stoichiometry. Congruent dissociative evaporation involving oxygen can be written generally:



where M is the metal species, x its formal charge, and n the number of electrons in the redox equilibrium. The metal is present in metallic form if $x + n = 0$, whereas if $x + n > 0$, then an oxide compound is stable in at least the more oxidised of the two phases. The latter case typifies evaporation of silicate material, where metals are present as $\left(M^{x+n} \frac{x+n}{2} O\right)$ components in the condensed phase, and n is positive such that the metal becomes more volatile under reducing conditions as $\left(M^x \frac{x}{2} O\right)$. However, when n is negative, oxidising conditions promote vaporisation of the metal- or metal-oxide component in the condensed phase.

Incongruent evaporation is characterised by reactions in which $(x + n)(s, l) \neq (x + n)(g)$. That is, the M/O ratio is greater- or less than unity in the vapour phase with respect to the condensed phase. Incongruence is manifested in a change in stoichiometry of the condensed phase, which may be small and result in defect formation (*e.g.*, ZnO, Kodera et al 1968), or larger and lead to the formation of a new phase (as we discuss later). We do not discuss defect chemistry further and refer the reader to Kröger (1964). Incongruent evaporation involving the production of oxygen only can be written with Equation (2) where $(M^x \frac{x}{2} O)$ is also condensed. For cases in which a metal-bearing gas species is produced, incongruent evaporation, for all $x \geq n$, may be expressed:



As per congruent evaporation, if n is > 0 , the speciation of the element in the gas is more reducing, and vice-versa.

Speciation of metals in oxides, silicate liquids or minerals can be combined with thermodynamic data for stable gas species (*e.g.*, Lamoreaux et al. 1987) to write an equilibrium constant for a given volatilisation reaction:

$$K_{(2)} = \frac{f \left(M^x \frac{x}{2} O \right) f(O_2)^{n/4}}{a \left(M^{x+n} \frac{x+n}{2} O \right)} \quad (4)$$

The a and f terms are the activity and fugacity of a species. The fugacity of a gas is the product of the partial pressure and fugacity coefficient ϕ of the gas,

$$f_i = \phi_i p_i \quad (5)$$

The fugacity coefficient is equal to unity for an ideal gas and is either < 1 or > 1 for a non-ideal (real) gas. The fugacity coefficient is unity to a very good first approximation for equilibrium evaporation reactions with total vapour pressures ≤ 1 bar. For example, the 2nd virial coefficient for pure O₂ gas (Levelt Sengers et al. 1972) at one bar total pressure is within 0.03% of unity from 500 to 2000 K. The total vapour pressures in the equilibrium evaporation experiments discussed here are ≤ 1 bar and thus ideal gas behaviour can safely be assumed, and hence the approximation $f = p$ (*i.e.*, $\phi = 1$) can be made.

The activity of a pure condensed solid or liquid is unity at a partial pressure equal to that of the saturated vapour, $p_{i, sat}$,

$$a_i = \frac{p_i}{p_{i, sat}} \quad (6)$$

The activity of a pure condensed phase is simply the ratio of its partial pressure to its saturated vapour pressure at the same temperature. If equilibrium evaporation takes place at high total pressure, e.g., due to a high pressure exerted by an inert gas, the effect of total pressure on activity of the condensed phase(s) has to be considered using the thermodynamic relationship

$$RT \ln a_i = \int_{P^0}^P V_m dP \quad (7)$$

Where V_m is the molar volume of the condensed phase and the integration limits are the saturated vapour pressure of the pure phase (P^0) and the total pressure of the system (P). This relation is known as the Poynting correction and expresses the effect of total pressure on vapour pressure.

The equilibrium constant for reaction (2) is related to the standard Gibbs Free Energy of the reaction via the reaction isotherm

$$\Delta G = \Delta G^0 + RT \ln K \quad (8)$$

At equilibrium $\Delta G = 0$ and we have the familiar relationship

$$\Delta G_{(2)}^0 = -RT \ln K_{(2)} \quad (9)$$

The standard Gibbs Free energy of an evaporation reaction is given by the Gibbs – Helmholtz Equation,

$$\Delta G^0 = \Delta H^0 - T \Delta S^0 \quad (10)$$

The standard Gibbs energy, enthalpy, and entropy of formation are all functions of temperature, and the Gibbs – Helmholtz equation can be rewritten in terms of the heat capacities of the product and reactant species,

$$\Delta G_T^0 = \Delta H_{T,ref}^0 + \int_{T,ref}^T \Delta C_P^0 dT - T \left[\Delta S_{T,ref}^0 + \int_{T,ref}^T \frac{\Delta C_P^0}{T} dT \right] \quad (11)$$

The reference temperature ($T_{,ref}$) is generally 298.15 K but any other convenient value can also be used. The ΔC_P^0 is the difference between the heat capacity of the compound and its constituent elements in their reference states with the appropriate stoichiometric coefficients. This expression can be considerably simplified using the Gibbs energy function defined (typically at a reference temperature of 298.15 K) as

$$\frac{G_T^0 - H_{298}^0}{T} = \frac{(H_T^0 - H_{298}^0)}{T} - S_T^0 \quad (12)$$

Substituting this back into the expression for ΔG^0_T gives

$$-R \ln K_{(2)} = \frac{\Delta G_T^o}{T} = \Delta \left[\frac{(G_T^o - H_{298}^o)}{T} \right] + \frac{\Delta H_{298}^o}{T} \quad (13)$$

The Gibbs energy functions for a given compound tabulated in the JANAF Tables or other thermodynamic data compilations generally take solid-state phase changes (polymorphs, solid₁ → solid₂) and fusion (solid → liquid) into account, but if this is not the case then the Gibbs energy function of the liquid species must be calculated using an equation such as

$$\Delta_{fus} G_T^o = \Delta_{fus} H_{T_m}^o + \int_{T_m}^T \Delta C_P^o dT - T \left[\Delta_{fus} S_{T_m}^o + \int_{T_m}^T \frac{\Delta C_P^o}{T} dT \right] \quad (14)$$

The melting point is T_m , $\Delta_{fus} H_{T_m}^o$ and $\Delta_{fus} S_{T_m}^o$ are the standard molar enthalpy and entropy of fusion, and ΔC_P^o is the heat capacity difference between the solid and liquid oxide. Rewriting in terms of Gibbs energy functions this equation becomes

$$\frac{\Delta_{fus} G_T^o}{T} = \Delta \left[\frac{(G_T^o - H_{T_m}^o)}{T} \right] + \frac{\Delta_{fus} H_{T_m}^o}{T} \quad (15)$$

If the ΔC_P^o is not known and cannot be estimated, it is common to use the approximation

$$\frac{\Delta_{fus} G_T^o}{T} = \frac{\Delta_{fus} H_{T_m}^o}{T} - \Delta_{fus} S_{T_m}^o = \frac{\Delta_{fus} H_{T_m}^o}{T} - \frac{\Delta_{fus} H_{T_m}^o}{T_m} \quad (16)$$

Assuming ideality, it is clear from Equation (4) that the relative stabilities of the gas/condensed phase will depend on i) the $fO_2^{(n/4)}$ and ii) the equilibrium constant, K , as given by the standard state entropy, enthalpy and volume change of the reaction. However, mixing of elements in silicate melts are non-ideal and the activity of a component is related to its mole fraction via an activity coefficient γ_i

$$a_i = \gamma_i X_i \quad (17)$$

Use of thermodynamic properties obtained on pure compounds is only applicable to vaporisation reactions from silicate minerals or melts if the non-ideality of the metal oxides in the condensed phase are considered (see *sections 2.1.4. to 2.1.6.*)

2.1.2. Equilibrium evaporation/condensation experimental techniques

Techniques for acquiring thermodynamic data for evaporation reactions relevant to the geosciences include Knudsen Cell Effusion Mass-Spectrometry (KEMS), transpiration and torsion effusion, where partial pressures or gas species are detected by various spectroscopic methods (*e.g.*, infra-red, Raman, and photoelectron spectroscopies), weight-loss or -gain, and mass spectrometry. Detailed descriptions of each of these techniques can be found in the reviews on high-temperature vapours by Margrave (1967), Hastie (1981) and Wahlbeck (1986), and only a brief primer is given here.

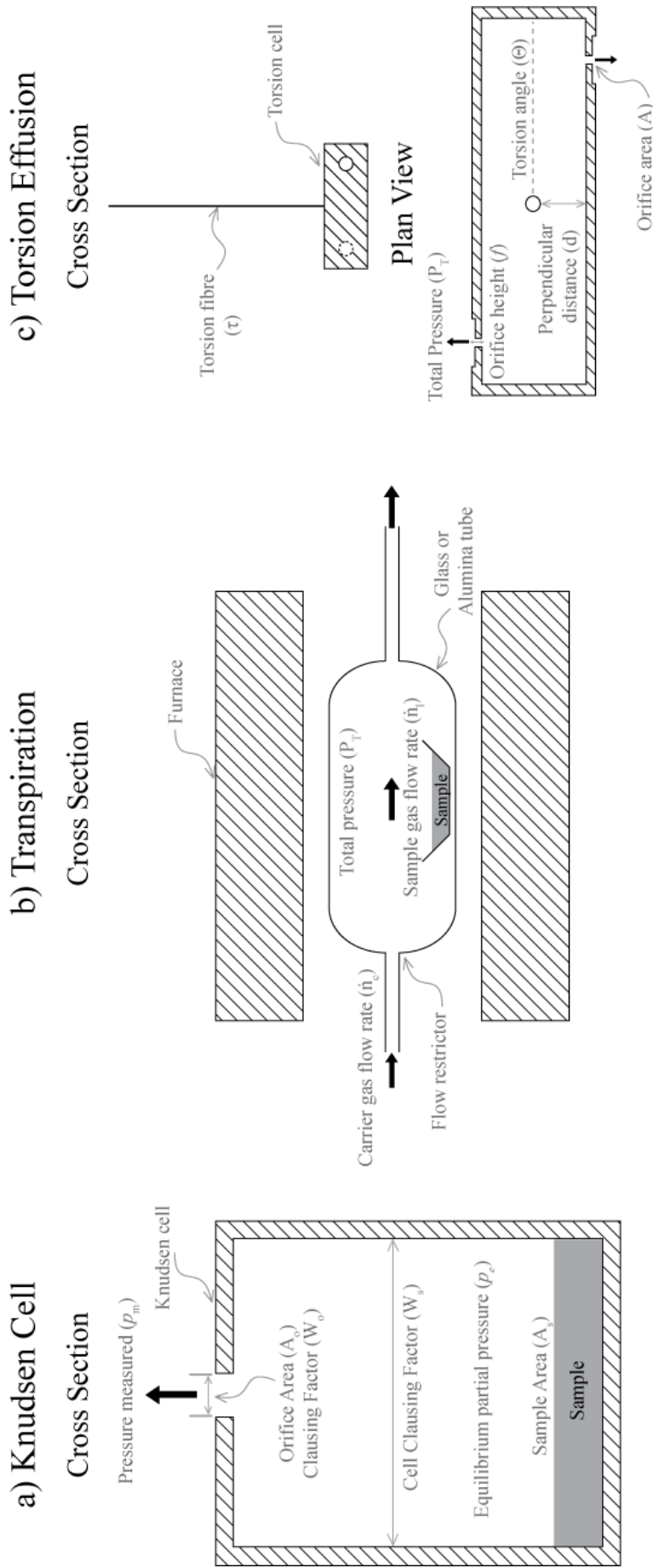


Fig. 1. Schematic illustrations of the three types of apparatus used for measuring equilibrium vapour pressures. Only the essential components of each are represented here. a) Knudsen cell. See Chatillon et al. (1975); Copland and Jacobson (2010); Wetzel et al. (2012) b) Transpiration apparatus. See Merten and Bell (1967); Wahlbeck (1986); Holstein (1993). c) Torsion effusion cell apparatus. See Pratt and Aldred (1959); Munir and Searcy (1964); McCreary and Thorm (1968); Viswanadham and Edwards (1975); Wahlbeck (1986).

The most widely-used technique is KEMS, which is predicated upon chemical and thermal equilibration of gaseous species with each other and with the condensed phase during heating of sample material inside a Knudsen cell in a vacuum (typically 10^{-4} to 10^{-10} bar) due to the small size of the cell and of the pinhole orifice relative to the large mean free path of gases at such low pressures. Thus, a Knudsen cell approximates a closed system. The gas, which has chemically and thermally equilibrated with sample of surface area A_s , effuses out of the pinhole orifice of area A_o . The equilibrium vapour pressure inside the cell (p_e) relative to that calculated by mass loss via the HKL equation (p_m) is given by the Whitman-Motzfeldt equation,

$$p_e = p_m \left[1 + \frac{W_o A_o}{A_s} \left(\frac{1}{\alpha_e} + \frac{1}{W_c} - 2 \right) \right] \quad (18)$$

where W_o and W_c are the Clausing factors for the orifice and cell body, respectively (Fig. 1a). The orifice therefore should ideally have a diameter and thickness that are infinitesimally small relative to the cell dimensions, A_s . A portion of the effusing gas is then ionised and the resulting positively-charged ions are separated according to their mass/charge ratio in quadrupole time-of-flight or magnetic sector mass spectrometers (*e.g.*, Drowart and Goldfinger, 1967; Margrave 1967; Cater 1970; Copland and Jacobson 2010).

Merten and Bell (1967) describe the transpiration method in which either an inert or reactive gas flows over a sample held in the isothermal hot zone of a tube furnace at gas flow rates such that the weight loss is independent of gas flow rate (see Fig 4 of Belton and Richardson 1962; Fig. 1b). The partial pressure of an evaporating species, p_i , is given by:

$$p_i = \frac{\dot{n}_i}{\dot{n}_i + \dot{n}_c} P_T \quad (19)$$

where \dot{n}_i and \dot{n}_c are the molar flow rates of the evaporating species and carrier gas, respectively. At low flow rates, $\frac{\dot{n}_i}{\dot{n}_i + \dot{n}_c}$ becomes large and \dot{n}_i is partially controlled by gas-phase diffusion, whereas \dot{n}_i is unable to reach equilibrium values at high flow rates due to kinetic effects. Transpiration experiments have provided thermodynamic data for number of metal oxide, -chloride, -hydroxide, and -oxyhydroxide gases and have clarified vaporisation behaviour of numerous metals and their oxides (*e.g.*, Darken and Gurry, 1946; Kitchener and Ignatowicz, 1951; Gilbert and Kitchener, 1956; Ackermann et al., 1960; Alcock and Hooper, 1960; Cubicciotti, 1960; Meschi et al., 1960; Caplan and Cohen, 1961; Shchukarev et al., 1961; Cordfunke and Mayer, 1962; Alexander et al., 1963; Altman, 1963; Berkowitz et al., 1960; Berkowitz-Mattuck and Büchler, 1963; Belton and McCarron, 1964; Stafford and Berkowitz, 1964; Belton and Jordan, 1965; Faktor and Carasso, 1965; Kim and Belton, 1974; Sano and Belton, 1974; Tetenbaum 1975; Sasamoto et al., 1979; Matsumoto and Sata, 1981; Rau and Schnedler, 1984; Rego et al., 1985; Hashimoto, 1992; Holstein 1993a,b; Hashizume et al., 1999; Jacobson et al. 2005; Meschter et al. 2013; Myers et al., 2016; Nguyen et al., 2017).

The torsion effusion method, as first developed by Volmer (1931), and summarised by Freeman (1967), is predicated on the relationship between torsional force exerted on a cell suspended at its midpoint, by a molecular vapour effusing horizontally from two antipodal orifices (A_1 and A_2) which displace the cell by a perpendicular distance d_1 and d_2 to an angle Θ against the restoring force of the fibre with a torsion constant τ (Fig. 1c). The total pressure, P_T , is given by momentum loss,

$$P_T = \frac{2\tau\Theta}{(A_1d_1f_1 + A_2d_2f_2)} \quad (20)$$

where f_s are the force recoil factors that account for the finite dimensions of the orifice. Some early works yielded data for As (Rosenblatt and Birchenall, 1960), Fe halides (Sime and Gregory, 1960) and Ga (Munir and Searcy, 1964). Later studies (Viswanadham and Edwards, 1975; Edwards, 1981; Botor and Edwards, 1985; Govorchin, 1986; Edwards et al., 1989) combine weight loss measurements by Knudsen effusion with torsion effusion approaches in the same apparatus as a means of verifying vapour pressure measurements. Several groups have measured vapor pressures of metal oxides via torsion effusion or Langmuir effusion (e.g., Hildenbrand et al. 1963, Peleg and Alcock 1966, Alcock & Peleg 1967, Piacente et al. 1972, Hildenbrand & Lau 1993).

These techniques were used extensively in the 1950s to 1980s to measure thermodynamic quantities of materials relevant to military applications, and leading to the construction of the JANAF (Chase 1998) and IVTAN (Glushko et al. 1999) databases in the US and former USSR. Some of this work was also relevant to the ceramic and steelmaking industries for understanding phase equilibria (Muan and Osborn, 1965). More recent studies have combined experimental measurements with *ab-initio* calculations that enable prediction of geometries, vibrational frequencies, and free energies of formation of molecular species (Opila et al., 2007; Gong et al., 2009; Nguyen et al., 2017; Xiao and Stixrude, 2018) and represent a fruitful future direction.

2.1.3. Evaporation of binary metal oxides (MO_x)

Thermodynamic data for refractory oxides and their evaporation products were instrumental in understanding the major element mineralogy, trace element abundances, and rare earth element (REE) abundance patterns in Ca, Al-rich inclusions (CAIs) in the Allende CV3 chondrite and other meteorites (e.g., Grossman 1972, 1973, Grossman and Larimer 1974, Boynton 1975, 1978, Davis and Grossman 1979, Fegley and Palme 1985, Kornacki and Fegley 1986, Ireland and Fegley 2000). The same data are now useful for modelling atmosphere – surface interactions on hot rocky exoplanets such as CoRoT-7b and Kepler-10b (e.g., Schaefer and Fegley 2009; Kite et al 2016) and chemistry in the proto-lunar disk (Visscher and Fegley 2013).

Table 1 lists the metal bearing gases in the saturated vapour over ~ 80 binary metal oxides, both volatile and refractory, based on experimental measurements and/or thermodynamic calculations.

Bold type indicates the most abundant metal-bearing gas; others are listed in descending order. Monatomic and/or diatomic oxygen are also present in all cases but are not listed. The temperature range of each study and the melting point of each oxide are also listed, e.g., 2327 K for Al₂O₃.

Many oxides evaporate congruently such as Al₂O₃, CdO, Ga₂O₃, GeO₂, MnO, NiO, SiO₂, SnO₂, Ti₃O₅, V₂O₃, WO₃ (T≤1550 K). In these cases evaporation involves the production of oxygen and is dissociative, in which the gaseous species each have different stoichiometry than the condensed phase, but the bulk composition of the vapour is the same. Some oxides evaporate mainly as gases with the same stoichiometry as the solid or liquid oxide (congruent associative evaporation), e.g., As₄O₆, B₂O₃, BaO, Cs₂O, OsO₄, P₄O₁₀, Re₂O₇, Sb₄O₆, and Tl₂O, but even in these cases other metal-bearing gases with different stoichiometry are present in non-negligible amounts (Table 1). However several oxides do evaporate incongruently with different metal/oxygen ratios in the saturated vapour and the condensed phase, which may vary with temperature. Examples of this behaviour include Fe oxides, TiO, TiO₂, Ti₂O₃, VO, V₂O₄, V₂O₅, CuO, Ag₂O, La₂O₃, Ce₂O₃, Y₂O₃, WO₂, WO₃ (T>1550 K), ThO₂, and UO₂ (Ackermann and Rauh 1963, 1971a,b; Ackermann et al. 1956, 1963, 1970; Farber et al. 1972b; Koderer et al. 1968). In addition, Taylor and Hulett (1913) and Otto (1964, 1965, 1966a, b) measured manometrically the equilibrium O₂ dissociation pressures over HgO (mercuric oxide), Mn₂O₃ (manganic oxide), MnO₂ (pyrolusite), Ag₂O, and PbO₂ (plumbic oxide). With the exception of HgO, which vaporises to Hg (g) + O₂ (g), the total vapour pressure for these oxides, as well as Fe_{1-x}O, Fe₃O₄, Fe₂O₃ (Chizikov et al. 1971) and CuO (Koderer et al., 1968) is effectively the O₂ pressure.

Figure 2 shows vapour pressure curves for some selected metal-oxide systems listed in Table 1. The interested reader should consult the references cited for details about the metal-oxide vapour pressure measurements. Early summaries of vaporisation studies of oxides can be found in Brewer and Mastick (1951), Brewer (1953), Ackermann and Thorn (1961), Ackermann et al. 1961, Margrave (1967), Brewer and Rosenblatt (1969), Pedley and Marshall (1983), Lamoreaux and Hildenbrand (1984), and Lamoreaux et al. (1987). Margrave (1967) is a superb book that is still relevant today.

Table 1. The metal bearing gases in the saturated vapour over 77 pure oxides.

Oxide	Temperature (K)	Gas Species	References
α -Al ₂ O ₃ (s,l)	2309 – 2605 ^a	Al , AlO, Al ₂ O,	^a Brewer & Searcy 1951
2327 K	1500 – 1800 ^b	AlO ₂ ^{d,g} , Al ₂ O ₂	^b Porter et al. 1955a;
	2188 – 2594 ^c		^c Drowart et al. 1960
	1900 – 2600 ^d		^d Farber et al. 1972a
	2300 – 2600 ^e		^e Chervonnyi et al 1977
	2450 ^f		^f Paule 1976
	2200 – 2318 ^g		^g Ho & Burns 1980
	2105 – 2800 ^h		^h Milushin et al 1987
	3500 – 4700(l) ⁱ		ⁱ Hastie et al. 2000
	2300 – 2600 ^j		^j Chervonnyi 2010
As ₂ O ₃ (s,l)	367 – 429 ^a	As₄O₆ >> As ₄ O ₅ ,	^a Behrens & Rosenblatt 1972
arsenolite	400 – 1700 ^b	As ₄ O ₄ , As ₂ O ₃ , AsO	^b Brittain et al. 1982
551 K	375 – 415 ^c		^c Kazenas & Petrov 1997
B ₂ O ₃ (l)	1300 – 1500 ^a	B₂O₃ , B ₂ O ₂ , BO, B	^a Inghram et al. 1956
723 K	1410 – 1590 ^b		^b Hildenbrand et al. 1963
	1200 – 1440 ^c		^c Büchler & Berkowitz-Mattuch 1963
	1170 – 1400 ^d		^d Jacobson & Myers 2011
BaO(s)	1200 – 1500 ^a	BaO , Ba, Ba ₂ O ₃ ,	^a Claasen & Veenemans 1933
2246 K	1150 – 1390 ^b	Ba ₂ O ₂ , Ba ₂ O	^b Pelchowitch 1954
	1530 – 1758 ^c		^c Inghram et al. 1955
	1365 – 1917 ^d		^d Newbury et al. 1968
	1340 – 1660 ^e		^e Hilpert & Gerads 1975
BeO(s)	1900 – 2400 ^a	Be , (BeO) ₃ , (BeO) ₄ ,	^a Chupka et al. 1959
2851 K	2300 – 2500 ^b	BeO, (BeO) ₂ , (BeO) ₅ , (BeO) ₆ , Be ₂ O ^b	^b Theard & Hildenbrand 1964
Bi ₂ O ₃ (s,l)	1003 – 1193 ^a	Bi , BiO, Bi ₄ O ₆ , Bi ₂ ,	^a Sidorov et al. 1980
1098 K	987 – 1017 ^b	Bi ₂ O ₃ , Bi ₃ O ₄ , Bi ₂ O ₂ , Bi ₂ O	^b Oniyama & Wahlbeck 1998
CaO(s)	2080 – 2206 ^a	Ca , CaO	^a Farber and Srivastava 1976
3172 K	1500 – 1900 ^b		^b Sata et al 1982
	1923 – 2227 ^c		^c Samoilova & Kazenas 1995

Oxide	Temperature (K)	Gas Species	References
CdO(s)	1150 – 1374 ^a	Cd >> CdO	^a Gilbert & Kitchener 1956
1755 K, dec.	873 – 1056 ^b		^b Kodera et al. 1968
	1014 – 1188 ^c		^c Miller 1975
	886 – 1090 ^d		^d Behrens and Mason 1981
	980 – 1334 ^e		^e Kazenas et al. 1984a
CeO ₂ (s)	1825 – 2320 ^a	CeO₂ , CeO >> Ce	^a Ackermann & Rauh 1971b
2753 K	1736 – 2067 ^b		^b Piacente et al. 1973
	1700 – 2200 ^c		^c Marushkin et al. 2000
Ce ₂ O ₃ (s)	1825 – 2320 ^a	CeO , CeO ₂ >> Ce	^a Ackermann & Rauh 1971b
2523 K	1850 – 2050 ^b		^b Marushkin et al. 2000
CoO(s)	1578 – 1744 ^a	Co , CoO	^a Grimley et al. 1966
2103 K	1617 – 1818 ^b		^b Kazenas and Tagirov 1995
Cr ₂ O ₃ (s)	1839 – 2059 ^a	Cr , CrO, CrO ₂ , CrO ₃	^a Grimley et al. 1961
2603 K	1690 – 2020 ^b		^b Chizikov et al. 1972
CrO ₃ (s)	423 – 523 ^a	(CrO₃)_n ,	^a McDonald and Margrave 1968
470 K	440 – 480 ^b	(n = 3-5), Cr _x O _{3x-2}	^b Kazenas & Samoilova 1995
Cs ₂ O(s,l)	443 – 1000 ^a	Cs₂O , Cs, Cs ₂ O ₂ ,	^a Tower 1969
768 K	1070 – 1170 ^b	CsO	^b Nicolosi et al. 1979
	298 – 2500 ^c		^c Glushko et al. 1982
	620 – 1100 ^d		^d Lamoreaux & Hildenbrand 1984
Cu ₂ O(s)	1280 – 1450 ^a	Cu	^a Kazenas et al. 1969
1517 K	1210 – 1452 ^b		^b Kodera et al. 1968
CuO(s)	873 – 1173		Kodera et al. 1968
Dy ₂ O ₃ (s)	2432 – 2637 ^a	DyO , Dy	^a Ames et al. 1967
2680 K	2000 – 2500 ^b		^b Panish 1961b
Er ₂ O ₃ (s)	2492 – 2687 ^a	ErO , Er	^a Ames et al. 1967
2691 K	2000 – 2500 ^b		^b Panish 1961b
Eu ₂ O ₃ (s)	1984 – 2188 ^a	Eu, EuO ^{a,b}	^a Ames et al. 1967
2623 K	1950 – 2350 ^b	EuO >> Eu ^c	^b Panish 1961a
			^c Dulick et al 1986

Oxide	Temperature (K)	Gas Species	References
Fe _{1-x} O(s)	1776 (l) ^a	Fe > FeO	^a Brewer & Mastick 1951
wüstite	1773 – 1867 (l) ^b		^b Washburn 1963
1650 K	1600 – 1750 (s,l) ^c		^c Chizikov et al. 1971
FeO(l) ^c	1543 – 1573 ^d		^d Shchedrin et al. 1978
	1930 – 1950 (l) ^e		^e Kazenas and Tagirov 1995
Fe ₃ O ₄ (s)	1400 – 1600 ^a	Fe ^b	^a Chizikov et al. 1971
1870 K	1373 – 1673 ^b		^b Shchedrin et al. 1978
Fe ₂ O ₃ (s,l)	1030 – 1200 ^a	Fe ^b , FeO ^b , FeO ₂ ^b	^a Chizikov et al. 1971
1730 K dec in 1 atm O ₂	1639 – 1764 ^b		^b Hildenbrand 1975
Ga ₂ O ₃ (s)	1073 – 1273 ^a	Ga₂O , Ga, GaO	^a Frosch & Thurmond 1962
2080 K	2068 ^b		^b Burns 1966
	1013 – 1841 ^c		^c Shchukarev et al. 1969
Gd ₂ O ₃ (s)	2000 – 2500 ^a	GdO >> Gd	^a Panish 1961b
2693 K	2350 – 2590 ^b		^b Messier 1967
	2400 – 2550 ^c		^c Ames et al. 1967
	2100 – 2350 ^d		^d Alcock & Peleg 1967
GeO ₂ (s)	758 – 859 ^a	GeO , Ge, Ge ₂ O,	^a Jolly & Latimer 1952
1388 K	1313 – 1373 ^b	(GeO) ₂ , (GeO) ₃	^b Shimazaki et al. 1957
	744 – 1373 ^c		^c Drowart et al. 1965b
	1213 – 1347 ^d		^d Kazenas et al. 1973
	965 – 1144 ^e		^e Rau & Schnedler 1984
HfO ₂ (s)	2246 – 2600 ^a	HfO > HfO ₂ >> Hf	^a Panish & Reif 1963
3073 K	2150 – 2500 ^b		^b Alcock & Peleg 1967
	2200 – 2900 ^c		^c Belov & Semenov 1985
Ho ₂ O ₃ (s)	2487 – 2711 ^a	HoO , Ho	^a Ames et al. 1967
2686 K	2000 – 2500 ^b		^b Panish 1961b
In ₂ O ₃ (s)	1290 – 1490 ^a	In₂O , In, InO	^a Shchukarev et al. 1961
2186 K	1269 – 1539 ^b		^b Burns et al. 1963
	1300 – 1500 ^c		^c Burns 1966
	1539 – 1631 ^d		^d Shchukarev et al. 1969
	873 – 1223 ^e		^e Valderraman and Jacob 1977
	1322 – 1520 ^f		^f Gomez et al 1982

Oxide	Temperature (K)	Gas Species	References
K ₂ O (s,l)	^a 1087 – 1186	K , K ₂ O, KO, K ₂ O ₂ ^d	^a Ehlert 1977
1013 K ^b	^b 1037 – 1184	K ₂ ^d , KO ₂ ^d	^b Simmons et al. 1977
	^c 580 – 825		^c Byker et al. 1979
	^d 298 – 3000		^d Lamoreaux and Hildenbrand 1984
La ₂ O ₃ (s)	2230 – 2440 ^a	LaO >> La	^a Walsh et al 1960
2586 K	2234 – 2441 ^b		^b Goldstein et al. 1961
	1778 – 2427 ^c		^c Ackermann & Rauh 1971a
Li ₂ O(s)	1000 – 1600 ^a	Li ~ Li₂O > LiO >	^a Berkowitz et al. 1959
1711 K	1494 – 1669 ^b	Li ₃ O ^{d,e} , Li ₂ O ₂ ^{d,e}	^b Hildenbrand et al. 1963
	1447 – 1662 ^c		^c White et al. 1963
	1300 – 1700 ^d		^d Kudo et al. 1978
	1225 – 1507 ^e		^e Kimura et al. 1980
Lu ₂ O ₃ (s)	2615 – 2700 ^a	LuO >> Lu	^a Ames et al. 1967
2763 K	2000 – 2500 ^b	(LuO/Lu ~ 4) ^c	^b Panish 1961b
	2700 ^c		^c Lopatin & Shugurov 2014
MgO(s)	1950 ^a	Mg , MgO	^a Porter et al 1955b
3100 K	1720 – 1960 ^b		^b Alcock & Peleg 1967
	2020 – 2160 ^c		^c Farber & Srivastava 1976
	1573 – 1973 ^d		^d Sata et al. 1978
	1820 – 1983 ^e		^e Kazenas et al 1983
MnO(s)	1767 ^a	Mn , MnO, MnO ₂ ^c	^a Brewer & Mastick 1951
2115 K	1618 – 1815 ^b		^b Kazenas et al. 1984b
	1858 – 1999 ^c		^c Hildenbrand & Lau 1994
	1535 – 1782 ^d		^d Matraszek et al. 2004
MoO ₂ (s)	1481 – 1777 ^a	MoO₃ , (MoO ₃) ₂ ,	^a Burns et al., 1960
1373 K dec.	2262 – 2466 ^b	MoO ₂ , (MoO ₃) ₃ , MoO ^b	^b DeMaria et al. 1960
MoO ₃ (s)	800 – 1000 ^a	(MoO₃)₃ , (MoO ₃) _n	^a Berkowitz et al. 1957b
1074 K	980 – 1060 ^b	n=4,5	^b Ackermann et al. 1960
Na ₂ O(s)	987 – 1114 ^a	Na , Na ₂ O, NaO,	^a Hildenbrand and Murad 1970
1405 K	1144 – 1304 ^b	NaO ₂ ^b	^b Piacente et al 1972
	984 – 1056 ^c		^c Hildenbrand and Lau, 1993
	873 – 1003 ^d		^d Popovic et al. 2012

Oxide	Temperature (K)	Gas Species	References
NbO (s,l)	1773 – 2473 (s,l) ^a	NbO₂ ~ NbO	^a Shchukarev et al. 1966
2210 K	2032 – 2125 ^b		^b Kamegashira et al. 1981
	1971 – 2175 ^c		^c Matsui & Naito 1982
NbO ₂ (s,l)	1773 – 2473 ^a	NbO₂, NbO	^a Shchukarev et al. 1966
2175 K	1963 – 2323 ^b		^b Kamegashira et al. 1981
2188 K ^b			
Nb ₂ O ₅ (s,l)	1726 – 2271	NbO₂	Matsui & Naito 1983
1785 K			
Nd ₂ O ₃ (s)	2250 – 2400 ^a	NdO >> Nd	^a Walsh et al. 1960
2593 K	2255 – 2408 ^b		^b Goldstein et al. 1961
	1950 – 2350 ^c		^c Panish 1961a
	2155 – 2485 ^d		^d Tetenbaum 1975
NiO(s)	1782 – 1816 ^a	Ni, NiO	^a Brewer & Mastick 1951
2228 K	1575 – 1709 ^b		^b Grimley et al. 1961b
	1400 – 1570 ^c		^c Kodera et al. 1968
	1587 – 1730 ^d		^d Kazenas and Tagirov 1995
OsO ₄ (l)	1100 – 1750	OsO₄, OsO₃ >> OsO₂	Grimley et al. 1960
314 K			
P ₄ O ₁₀ (s)	333 – 923 ^a	P₄O₁₀ >> P₄O₉, P₄O₈,	^a Hashizume et al. 1966
699 K	313 – 773 ^b	P₄O₇, P₄O₆	^b Muenow et al. 1970
	370 – 423 ^c		^c Kazenas & Petrov 1997
PbO(s)	1000 – 1150 ^a	PbO, Pb, (PbO)_n (n =	^a Drowart et al. 1965a
1160 K	1010 – 1105 ^b	2 to 6)	^b Kazenas & Petrov 1996
	810 – 1040 ^c		^c Kobertz et al. 2014
Pr ₂ O ₃ (s)	1950 – 2350 ^a	PrO >> Pr	^a Panish 1961a
2573 K	Calculated ^b		^b Dulick et al. 1986
Rb ₂ O (s,l)	1020 – 1135 ^a	Rb, Rb₂, Rb₂O, RbO,	^a Nicolosi et al. 1979
900 K	298 – 3000 ^b	Rb₂O₂	^b Lamoreaux and Hildenbrand 1984
Re ₂ O ₇ (s)	327 – 463	Re₂O₇, ReO₃, ReO₂,	Skinner and Searcy, 1973
570 K		Re₂O₆, Re₂O₅	
Sb ₂ O ₄ (s)	1090	Sb₄O₆, Sb₃O₄, Sb₂O₃,	Asryan et al. 2003
1524 K dec.		Sb, Sb₂O₂	

Oxide	Temperature (K)	Gas Species	References
Sb ₂ O ₃ (s,l)	742 – 829 (cubic) ^a	Sb₄O₆ ^{a,b,c}	^a Hincke 1930
orthorhombic ^{a,b}	742 – 917 (orthorh) ^a	(+ Sb ₄ O ₅ , Sb ₃ O ₄ ,	^b Behrens and Rosenblatt 1973
928 K	929 – 1073 (liq) ^a	Sb ₂ O ₂ , SbO) ^c	^c Semenov et al. 1983
cubic ^{a,c}	627 – 732 (orthorh) ^b		
843 K T _{trans}	580 – 730 (cubic) ^c		
Sc ₂ O ₃ (s)	2555 – 2693 ^a	ScO , Sc	^a Ames et al 1967
2762 K	2481 – 2740 ^b		^b Belov et al. 1987
	2521 – 2768 ^c		^c Rostai & Wahlbeck 1999
SiO ₂	1840 – 1951 ^a	SiO , SiO ₂ >> Si	^a Brewer & Mastick 1951
cristobalite	1200 – 1950 ^b		^b Porter et al. 1955c
1996 K	1600 – 1754 ^c		^c Nesmeyanov & Firsova 1960
SiO ₂ (l) ^g	1823 – 1983 ^d		^d Nagai et al. 1973
	1833 – 1877 ^e		^e Zmbov et al. 1973
	1887 – 1988 ^f		^f Kazenas et al. 1985
	1800 – 2200 ^g		^g Shornikov et al. 1998
Sm ₂ O ₃ (s)	2333 – 2499 ^a	SmO , Sm	^a Ames et al. 1967
2613 K	1950 – 2350 ^b		^b Panish 1961a
SnO ₂ (s)	1254 – 1538 ^a	SnO , Sn ₂ O ₂ ^{a,c}	^a Colin et al. 1965
1903 K	1315 – 1660 ^b		^b Hoenig and Searcy, 1966
	1296 – 1672 ^c		^c Kazenas et al. 1996
	1160 – 1450 ^d		^d Zimmermann et al. 1999
SrO(s)	1575 – 1750 ^a	Sr ~ SrO	^a Pelchowitch 1954
2805 K	2100 ^b		^b Porter et al. 1955b
	2010 – 2102 ^c		^c Farber and Srivastava 1976
	1905 – 1996 ^d		^d Samoilova & Kazenas 1994
Ta ₂ O ₅ (s,l)	2019 – 2314 ^a	TaO₂ , TaO >> Ta	^a Inghram et al. 1957
2145 K	1573 – 2073 ^b		^b Kofstad 1964
	1924 – 2268 ^c		^c Krikorian & Carpenter 1965
	1880 – 2525 ^d		^d Smoes et al. 1976
	2043 – 2262 ^e		^e Kazenas et al. 1994
Tb ₂ O ₃ (s)	2000 – 2500	TbO >> Tb	Panish 1961b
2682 K			

Oxide	Temperature (K)	Gas Species	References
ThO ₂ (s,l)	2050 – 2250 ^a	ThO₂ , ThO >> Th	^a Shapiro 1952
3650 K	2170 – 2400 ^b		^b Wolff & Alcock 1962
	2000 – 3000 ^c		^c Ackermann et al. 1963
	2170 – 2500 ^d		^d Peleg & Alcock 1966
	2400 – 2800 ^e		^e Ackermann & Rauh 1973
	1782 – 1940 ^f		^f Murad & Hildenbrand 1974
	2390 – 2950 ^g		^g Belov & Semenov 1979
	5140 – 6230 (l) ^h		^h Joseph et al. 2002
TiO(s,l)	1840 ^a	TiO , Ti, TiO ₂	^a Berkowitz et al. 1957d
2023 K	2023 – 2153 ^b		^b Gilles et al 1968
Ti ₂ O ₃ (s,l)	2194 ^a	TiO ~ TiO₂ >> Ti	^a Berkowitz et al. 1957d
2115 K	1675 – 1768 ^b		^b Wu & Wahlbeck 1972
Ti ₃ O ₅ (s,l)	1870 – 2000 ^a	TiO₂ ~ 2×TiO	^a Hampson & Gilles 1971
2050 K	1837 – 2040 ^b		^b Wahlbeck and Gilles 1967
	2097 – 2143 ^c		^b Gilles et al 1968
TiO ₂ (rutile,l)	1881 ^a	TiO₂ ~ TiO >> Ti	^a Berkowitz et al. 1957d
2116 K	2193 ^b		^b Gilles et al 1968
	1850 – 2540 ^c		^c Semenov 1969
Tl ₂ O(s,l)	620 – 770 ^a	Tl₂O , >> Tl ₃ O, Tl ₄ O ₂	^a Cubicciotti 1969, 1970
852 K	820 – 940 ^b		^b Holstein 1993a
Tl ₄ O ₃ (s,l)	~ 773 ^a	Tl₂O	^a Wahlbeck & Myers 1997
990 K	920 – 1080 ^b		^b Holstein 1993a
Tl ₂ O ₃ (s)	915 – 1030 ^a	Tl₂O , Tl, TlO	^a Shchukarev et al. 1961
1107 K	803 – 948 ^b		^b Cubicciotti & Keneshea 1967
	657 – 773 ^c		^c Wahlbeck et al. 1991
	880 – 1060 ^d		^d Holstein 1993a
Tm ₂ O ₃ (s)	2450 – 2641 ^a	Tm , TmO	^a Ames et al. 1967
2683 K	2000 – 2500 ^b		^b Panish 1961b
UO ₂ (s,l)	1600 – 2800 ^a	UO₂ , UO ₃ , UO	^a Ackermann et al. 1956
3123 K	2200 – 2800 ^b		^b Ohse 1966
	2025 – 2343 ^c		^c Matsui & Naito 1985
	2500 – 5000 (s,l) ^d		^d Joseph et al. 1996
	4715, 5708 (l) ^e		^e Joseph et al. 2002
	2800 – 3400 (s,l) ^f		^f Pflieger et al 2011

Oxide	Temperature (K)	Gas Species	References
U ₃ O ₈ (s)	1230 – 1700 ^a	UO₃	^a Ackermann et al. 1960
2010 K	840 – 1450 ^b		^b Ackermann & Chang 1973
(in 1 kb He)			
VO(s)	1680 – 1950 ^a	VO, V >> VO₂	^a Berkowitz et al. 1957a
2063 K	1803 – 1999 ^b		^b Banchorndhevakul et al. 1986
V ₂ O ₃ (s)	2270 ^a	VO ~ VO₂, V	^a Farber et al. 1972b
2340 K	1914 – 2182 ^b		^b Banchorndhevakul et al. 1985
	1839 – 2105 ^c		^c Wang et al. 2010
V ₂ O ₄ (s,l)	1673 – 2273 ^a	VO₂, VO, V₄O₁₀, V	^a Frantseva & Semenov 1969
1818 K	2063 – 2270 ^b		^b Farber et al 1972b
V ₂ O ₅ (s,l)	1680 – 1950 ^a	V₄O₁₀, V₄O₈, V₆O₁₄,	^a Berkowitz et al. 1957a
943 K	1003 – 1205 ^b	V₆O₁₂, V₂O₄	^b Farber et al. 1972b
WO ₃ (s)	1368 – 1492 ^a	W₃O₉, W₄O₁₂, W₅O₁₅	^a Berkowitz et al. 1957c
1745 K	2188 – 2475 ^b	W₂O₆, WO₃, WO₂,	^b DeMaria et al 1960
	1300 – 1600 ^c	WO, W₃O₈, W₃O₉	^c Ackermann & Rauh 1963
	1400 – 3150 ^d	(over W)^{b,d}	^d Schissel & Trulson 1966
Y ₂ O ₃ (s,l)	2500 – 2700 ^a	YO >> Y	^a Walsh et al. 1960
2712 K	2492 – 2697 ^b		^b Ames et al. 1967
	2170 – 2500 ^c		^c Alcock & Peleg 1967
	1400 – 2100 ^d		^d Ackermann et al. 1970
	1600 – 2700 ^e		^e Ackermann & Rauh 1973
	3500 – 5000 (l) ^f		^f Hastie et al. 2000
Yb ₂ O ₃ (s)	2000 – 2500 ^a	Yb, YbO	^a Panish 1961b
2707 K	2371 – 2626 ^b		^b Ames et al. 1967
	2000 – 2500 ^c		^c Alcock & Peleg 1967
	2290 – 2580 ^d		^d Stolyarova et al. 2014
ZnO(s)	1229 – 1259 ^a	Zn >> ZnO^c	^a Anthrop and Searcy 1964
2248 K	1321 – 1632 ^b		^b Hoenig 1964
	1023 – 1473 ^c		^c Kodera et al. 1968
	1200 – 1540 ^d		^d Kazenas et al. 1984
ZrO ₂ (s)	1700 – 2500 ^a	ZrO ~ ZrO₂ >> Zr	^a Chupka et al. 1957
2950 K	1800 – 2390 ^b		^b Peleg & Alcock 1966
	2060 – 2875 ^c		^c Ackermann et al. 1975
	1790 – 2430 ^d		^d Murad & Hildenbrand 1975
	2600 – 2820 ^e		^e Belov et al. 1981

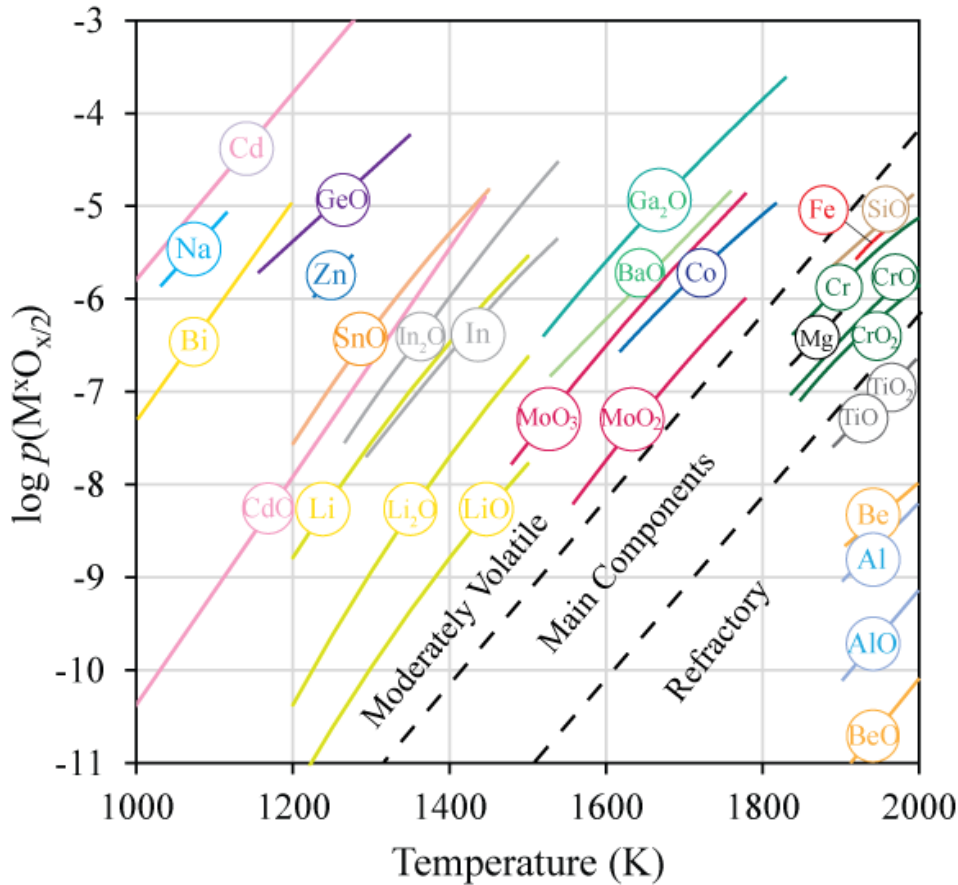


Fig. 2. Equilibrium partial pressures of major metal-bearing gas species (listed in circles) over selected pure oxides during their congruent evaporation in a vacuum. Not shown is $Tl_2O(s)$ where $\log p(Tl_2O) = -3$ at 870 K (Cubiccioiti 1970); $CdO(s)$, Behrens and Mason 1981; $Na_2O(s)$, Hildenbrand and Murad 1970; $Bi_2O_3(s)$, Sidorov et al. 1980; $GeO_2(s)$ Drowart et al. 1965; $ZnO(s)$, Anthrop and Searcy 1964; $SnO_2(s)$, Zimmermann et al. 1999; $In_2O_3(s)$, Burns et al. 1963; Li_2O , Kimura et al. 1980; $Ga_2O_3(s)$, Shchukarev et al. 1969; $BaO(s)$, Inghram et al. 1955; $MoO_2(s)$, Burns et al. 1960; $CoO(s)$, $FeO(s)$ Kazenas and Tagirov 1985; $SiO_2(s)$, Kazenas et al. 1985; $Cr_2O_3(s)$, Grimley et al. 1961; $MgO(s)$, Kazenas et al. 1983; $TiO_2(s)$, Semenov 1969; $BeO(s)$, Chupka et al. 1959; $Al_2O_3(s)$, Farber et al. 1972.

2.1.4. Activity measurements in binary metal oxide - silicate systems ($MO_x - SiO_2$)

The application of Knudsen effusion, KEMS, torsion effusion, or transpiration measurements to natural geologic compositions has so far been limited, with a few exceptions, and has instead been used extensively to study binary glass-forming melts (borates, germanates, phosphates, and silicates; Stolyarova 2001). Electromotive force measurements, solubility measurements, and partitioning of a solute between two phases have also been used to measure activities in binary silicate melts. Kubaschewski and Alcock (1979) describe numerical calculation of activities and activity coefficients from all these methods. Several of the papers listed below also give good descriptions of the underlying principles. The most activity data are available for Na_2O-SiO_2 and K_2O-SiO_2 melts: (e.g., Kröger and Sörström 1965; Charles 1967; Froberg et al. 1973; Eliezer et al., 1978a; Sanders and Haller 1979; Plante 1981; Rego et al. 1985; Zaitsev et al. 1999; Zaitsev et al. 2000). Some data are available for $CaO-SiO_2$, $FeO-SiO_2$, and $MgO-SiO_2$ melts (e.g., Schuhmann and Ensio 1951;

Bodsworth 1959; Distin et al 1971; Zaitsev and Mogutnov 1995; 1997; Zaitsev et al. 2006). Apparently only a few studies exist for vaporisation of Li_2SiO_3 (s,l) (Penzhorn et al. 1988; Asano and Nakagawa 1989). They show Li is the major Li-bearing gas with other LiO_x gases being significantly less abundant. Kim & Sanders (1991) computed Redlich – Kister parameters for the $\text{Rb}_2\text{O} - \text{SiO}_2$ and $\text{Cs}_2\text{O} - \text{SiO}_2$ binaries.

2.1.5. Activity measurements for multicomponent silicate systems

Carmichael et al (1977) and Bottinga and Richet (1978) are the pioneering studies on computations of activity coefficients in multicomponent silicates. A large amount of subsequent work was done on thermochemical properties of silicate glasses and melts (e.g., Stebbins et al 1984; Richet and Bottinga 1986; Lange and Navrotsky 1992, 1993). Most work on activity measurements in multicomponent silicate systems focused on alkali-bearing aluminosilicates (e.g., (Eliezer et al 1978b; Hastie et al. 1982; Kassis and Frischat 1981; Rammensee and Fraser 1982; Fraser et al. 1983, 1985; Chastel et al. 1987; Fraser and Rammensee 1987) with applications to granitic systems. There is also a large body of metallurgical literature in which the activities of silica and other major rock-forming oxides have been measured, generally at one or a few isotherms, e.g., the silica activity measurements of Kay and Taylor (1960) for the $\text{CaO}-\text{Al}_2\text{O}_3-\text{SiO}_2$ system which is relevant to the mineralogy of Ca, Al-rich inclusions; $\text{FeO}-\text{MgO}-\text{SiO}_2$ melts (Plante et al. 1992) and the CMAS system (Rein and Chipman, 1965), that has been applied to model the phase equilibria of terrestrial basalts (Osborn and Tait, 1952; Presnall et al., 1978), as well as olivine (Dohmen et al., 1998; Costa et al. 2017).

Aside from the major oxide components (*i.e.*, SiO_2 , TiO_2 , Al_2O_3 , FeO , $\text{FeO}_{1.5}$, CrO , $\text{CrO}_{1.5}$, MgO , CaO , $\text{NaO}_{0.5}$, $\text{KO}_{0.5}$, $\text{LiO}_{0.5}$, $\text{PO}_{2.5}$ and H_2O ; Chipman 1948; Fincham and Richardson 1954; Rein and Chipman 1965; Charles 1967; Carmichael et al. 1977; Ryerson, 1985; Ghiorso and Sack 1995; O'Neill, 2005), whose activities can be constrained by phase equilibria (*e.g.*, buffering of a_{SiO_2} of a silicate liquid by olivine and orthopyroxene, Kushiro, 1975), and a handful of trace elements (*e.g.*, Mo, W, Co, Mn, Ni, Cu, In, Pb; Hirschmann and Ghiorso 1994; O'Neill and Eggins 2002; O'Neill et al., 2008; Wood and Wade 2013), the nature of metal oxide species (and of their activity coefficients) in complex silicate melts are poorly known and should be an experimental target in future. Table 2 lists determinations for some metal oxide activity coefficients in complex silicate melts. These should only be used as guide and the interested reader is referred to the relevant paper for further information as to how the activity coefficients were calculated and how they vary with melt composition, temperature, and oxygen fugacity.

Table 2. Metal oxide activity coefficients of 28 species in complex silicate melts.

Oxide	Temperature (K)	Composition	Activity Coefficient	References
AlO _{1.5}	1573 – 1773	CMAS (An-Di)	0.28 – 0.37	Ghiorso and Sack 1995
AsO _{1.5}	1573	FCS	0.03 – 0.56	Chen and Jahanshahi 2010
BiO _{1.5}	1573	FCS	0.3 – 0.5	Paulina et al. 2013
CaO	1873	CMAS (0.55 < Basicity < 0.65)	≈0.001 – 0.15	Beckett 2002
CoO	1573 – 1873 ^a 1673 ^b	(F)CMAS ^a CMAS ^b	0.5 – 2.2 ^a 0.8 – 1.8 ^b	^a Holzheid et al. 1997 ^b O'Neill and Eggins 2002; O'Neill and Berry, 2006
CrO	1773	CAS	1.9 – 7.2	Pretorius and Muan 1992
CrO _{1.5}	1773	CAS	23 – 42	Pretorius and Muan 1992
CuO _{0.5}	1573 ^a 1923 ^b	(F)CMAS ^a CMAS ^b	9 – 11 ^a 3.5 ^b	^a Holzheid and Lodders 2001 ^b Wood and Wade 2013
FeO	1600 ^a 1573 – 1873 ^b 1673 ^b 1923 ^c	SKAnF ^a (F)CMAS ^b CMAS ^{c, d}	0.6 – 2.3 ^a 1.2 – 2.1 ^b 0.9 – 1.8 ^c ≈0.5 – 2.5 ^d	^a Doyle 1988 ^b Holzheid et al. 1997 ^b O'Neill and Eggins 2002 ^c Wood and Wade 2013
GeO	1423 – 1523	FCAS	1.44 – 2.55	Yan and Swinbourne 2013
GeO ₂	1573	FCMS	0.24 – 1.50	Shuva et al. 2016
InO _{1.5}	1923	CMAS	0.02	Wood and Wade 2013
KO _{0.5}	1573	KFCAS* * with KAlSiO ₄ (s)	6.3×10 ⁻⁵ – 7.1×10 ⁻⁴	Hastie et al. 1981
MgO	1873	CMAS (0.55 < Basicity < 0.65)	≈0.25 – 4	Beckett 2002
MnO	1823 – 1923 ^a 1873 ^b	FCMS(P) ^a CAS ^b	0.7 – 3.5 ^a 0.5 – 7.2 ^b	^a Suito and Inoue 1984 ^b Ohta and Suito 1995

Oxide	Temperature (K)	Composition	Activity Coefficient	References
MoO ₂	1673 ^a	CMAS ^{a, b}	67 – 227 ^a	^a O’Neill and Eggins 2002
	1923 ^b		≈5 – 100 ^b	^b Wood and Wade 2013
MoO ₃	1673	CMAS	0.1 – 0.8* *log γ MoO ₃ = 1.49(log γ MoO ₂)-3.59	O’Neill and Eggins 2002
NaO _{0.5}	1623 ^a	CMAS ^a	^a 10 ⁻³	^a Mathieu et al. 2008
	1673 ^b	CMS ^b	^b 8.4×10 ⁻⁴ – 2.2×10 ⁻³	^b Mathieu et al. 2011
NiO	1573 – 1873 ^a	(F)CMAS ^a	1.3 – 3.5 ^a	^a Holzheid et al. 1997
	1673 ^b	CMAS ^{b, c}	2.0 – 4.3 ^b	^b O’Neill and Eggins 2002;
	1923 ^c		≈1.5 – 3.0 ^c	O’Neill and Berry, 2006
				^c Wood and Wade 2013
PO _{2.5}	1823 – 1923	CMFS	10 ⁻⁶ – 10 ⁻¹⁰	Turkdogan (2000)
PbO	1923	CMAS	0.22	Wood and Wade 2013
SiO ₂	1573 – 1773	CMAS (An-Di)	0.9 – 1.1	Ghiorso and Sack 1995
SnO	1573	FCS	5 – 6.2	Takeda and Yazawa 1989
TiO ₂	1573 – 1773	CMAS	1.5 – 1.7	Ghiorso and Sack 1995
V ₂ O ₃	1900	CMAS	1.2 – 20.8	Wang et al. 2010
	2000	CMAS	0.3 – 5.2	
	2100	CMAS	0.05 – 1.65	
WO ₂	1673	CMAS	7.4 – 45* *log γ WO ₂ = log γ MoO ₂ -2.20	O’Neill et al. 2008
WO ₃	1673 ^a	CMAS ^{a, b}	0.02 – 0.3 ^{a*}	^a O’Neill et al. 2008
	1923 ^b		*log γ WO ₃ = log γ MoO ₃ -1.42 ≈0.001 – 0.05 ^b	^b Wood and Wade 2013
ZnO	1673 – 1823	CAS	0.25 – 0.58	Reyes and Gaskell 1983

Notes: A = Al₂O₃; An = Anorthite; C = CaO; Di = Diopside; F = FeO; K = K₂O; M = MgO; P = P₂O₅; S = SiO₂

Attempts to quantify the effects of melt and mineral composition on activity coefficients commonly apply single-value melt parameter models such as the relative proportion of Non-Bridging Oxygens to Tetrahedral cations (NBO/T; *e.g.*, Mysen and Virgo, 1980; Kohn and Schofield, 1994) or optical basicity, which describes the tendency for the sum of the species in a melt to donate electrons (*e.g.*, O’Neill and Eggins, 2002; Burnham and O’Neill, 2016), and then typically only in CMAS, CaO-MgO-Al₂O₃-SiO₂, (\pm Na₂O, TiO₂) systems. More complex formulations, such as the combined linear-

quadratic fit of Wood and Wade (2013) are empirical and generally more tractable in these simple systems. Similarly, understanding the underlying mechanisms controlling the activity coefficients of melt components via quasi-chemical Gibbs Free energy approaches (Pelton et al., 2000; Björkqvall et al., 2000; Schmid-Fetzer et al., 2007; Glibin and King, 2015) remain restricted to binary and ternary systems, though free-energy minimisation programs in multi-component silicate melts (e.g., MELTS; Ghiorso and Sack, 1995) and *ab-initio* simulations hold promise for modelling the properties of complex silicate melts (Guillot and Sator, 2007). As such, quantifying the evaporation/condensation of trace elements (notably, the moderately volatile elements) remains an empirical exercise for lack of a large body of concerted experimental and theoretical work in complex, geological systems.

Once the metal oxide activities are known the partial vapour pressures can be computed using computer codes that take non-ideality of the melt into account and also simultaneously solve gas phase and gas-melt chemical equilibria (e.g., the FactSage code; Bale et al. 2002).

2.1.6. Natural Systems

Sample return from the Moon following the Apollo missions precipitated a push to understand the depletions of volatile metals (particularly Na and K) in a wide variety of lunar lithologies (O'Hara et al. 1970; Ringwood and Essene 1970; Baedecker et al. 1971). To aid in interpretation of these distinctive chemical signatures from terrestrial basalts, a small body of evaporation studies on lunar compositions, mainly using KEMS, were undertaken, largely in the early 1970s (De Maria and Piacente 1969; Balducci et al., 1971; De Maria et al. 1971; Naughton et al. 1971; Gooding and Muenow 1976; Markova et al. 1986). These authors report measured vapour pressures of volatile elements as a function of temperature. Imperative in these experiments is to measure vapour pressures over a finite range corresponding to the initial vaporisation of the element, lest its concentration in the condensed phase falls such that its evaporation rate decreases and the data obtained no longer refer to a single well-defined composition. The measured equilibrium vapour pressures $p\left(M^x \frac{x}{2} O\right)$ are instructive for simulating the composition of the atmosphere developed upon heating. However, as these elements are not evaporating from pure condensed phases, the measured $p\left(M^x \frac{x}{2} O\right)$ is not indicative of element volatility unless the activities of the oxides in the melt are known from some independent information (see Table 2). Much of this information is available in the metallurgical literature, e.g., from equilibrium measurements such as those of Rein and Chipman (1965), but, in many cases, has not been appropriately exploited. Rather, in order to determine volatilities of components in silicate rocks, the vapour pressure is divided by the concentration of the element initially present in the sample:

$$\log \frac{p\left(M^x \frac{x}{2} O\right)}{X\left(M^{x+n} \frac{x+n}{2} O\right)} = \log K - \frac{n}{4} \log f(O_2) + \log \gamma\left(M^{x+n} \frac{x+n}{2} O\right). \quad (21)$$

This information is shown in Fig. 3, for the KEMS data of De Maria et al., (1971), acquired upon heating of lunar mare basalt 12022 between 1250 and 2500 K. The most volatile of the major silicate components are the alkalis, Na and particularly K, and hence constitute the dominant metal-bearing component of the vapour evolved from natural basalts at low temperatures. This order of evaporation is consistent with their evaporation from pure oxides of Na₂O and K₂O where $pK > pNa$, a tendency also observed in the data of Gooding and Meunow (1976) on Knudsen evaporation of a Hawaiian basalt between 1175 and 1250 K. In these compositions, alkali volatility is 10⁴ times greater than the next most volatile components measured, Fe and Mn. Both transition metals are divalent in silicate melts, occurring as FeO_(l) and MnO_(l) and predominantly as the monatomic gas in the vapour phase (Table 1), however, thermodynamic data for the pure Mn-O and Fe-O systems from the JANAF tables (Chase, 1998) show that $pMn > pFe$ at the same fO_2 . The evaporation of MgO_(l) and CrO_(l) (since $Cr^{2+}/\sum Cr \approx 0.9$ at the fO_2 recorded in lunar basalts; Berry et al. 2006) also occur in a similar manner, and are both more volatile than SiO₂. The notionally ‘refractory’ components, CaO, Al₂O₃ and TiO₂ (lunar glass was found to have no Ti³⁺; Krawczynski et al. 2009), enter the gas phase appreciably only above 1900 K. Phosphorus, a minor element that was not measured in the experiment of De Maria et al. (1971), is also volatile (Muenow et al. 1970) and is inferred to vaporise as PO_(g) and PO_{2(g)} gas species from silicate liquids (Markova et al. 1986), though the activity coefficients of PO_{2.5} in steel-making slags can be very small (Table 2).

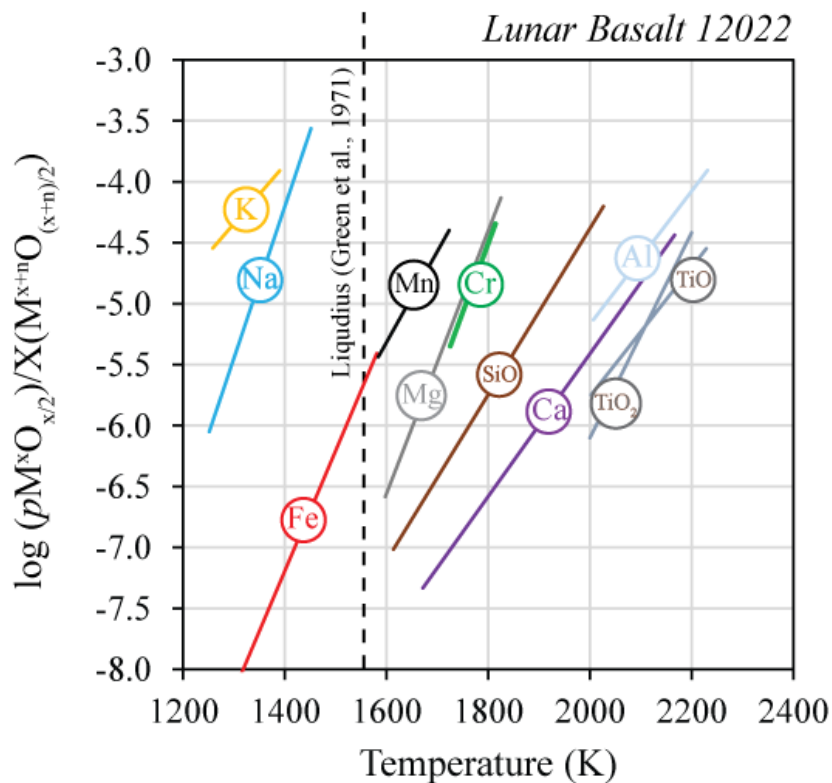


Fig. 3. The calculated equilibrium partial vapour pressures ($pM^xO_{x/2}$) of an element above Lunar Basalt 12022 relative to its initial concentration in the condensed sample ($XM^{x+n}O_{(x+n)/2}$). The speciation of the metal in the gas phase is shown in the circle. Data from DeMaria et al. (1971).

Owing to the high volatility and abundance of the alkalis relative to other volatile metals, their vaporisation reactions determine the fO_2 of gas vaporised from silicate material at “low” temperatures where most of the major oxides remain involatile (e.g., see Schaefer & Fegley 2004a). With increasing temperature (≥ 2000 K) and/or with fractional vaporisation at constant temperature, the less volatile but more abundant elements Fe, Si, and Mg vaporise in larger amounts and it is their respective gas species that then define the bulk properties of the gas at super-liquidus temperatures. The evaporation reaction;



produces an oxygen fugacity 2 log units below the Fayalite-Magnetite-Quartz (FMQ) buffer (O’Neill, 1987) or 1.5 log units above the Iron-Wüstite (IW) buffer, at temperatures above the silicate liquids, >1600 K (Nagai et al. 1973; Kazenas et al. 1985; Shornikov et al. 1998). The oxygen pressures measured in the experiments of De Maria et al. (1971) correspond to an fO_2 buffered near FMQ+0.5 over the temperature range 1396-1499 K (Fig. 4). That the fO_2 does not change appreciably over the temperature range of alkali-dominated ($K_{(g)}$, $Na_{(g)}$) at 1400 K to Fe-dominated gas by 1500 K implies that alkali evaporation also results in fO_2 close to FMQ. By contrast, evaporation of Fo_{93} olivine (Costa et al. 2017), with the same three major metal-bearing gas species, $Fe_{(g)}$, $Mg_{(g)}$ and $SiO_{(g)}$ produces oxygen fugacities close to \approx FMQ-1.5 at \approx 1900 K (Fig. 4). However, a clear dependence with temperature is evident over the temperature range covered, becoming more reduced relative to FMQ from 1830 K (FMQ-1.4) to 1970 K (FMQ-1.8). Extrapolating this trend linearly versus $\ln(1/T)$ temperature intersects the data of DeMaria et al. (1971) at 1450 K (Fig. 4), allowing consistency between the two datasets, and hinting that the entropy change associated with silicate vaporisation is smaller than that of the FMQ buffer. The decrease of fO_2 relative to (the extrapolated) FMQ buffer at higher temperature may be related to the dissociation of oxygen:



which proceeds to the right with increasing temperature, thereby decreasing fO_2 . Nevertheless, even at temperatures in excess of 2000 K, thermodynamic calculations of evaporation of dry (H-, S-, C- and halogen-free) silicate mantles show that the fO_2 of the vapour phase is very close to that produced by evaporation of pure silica (Visscher and Fegley 2013; Fig. 4).

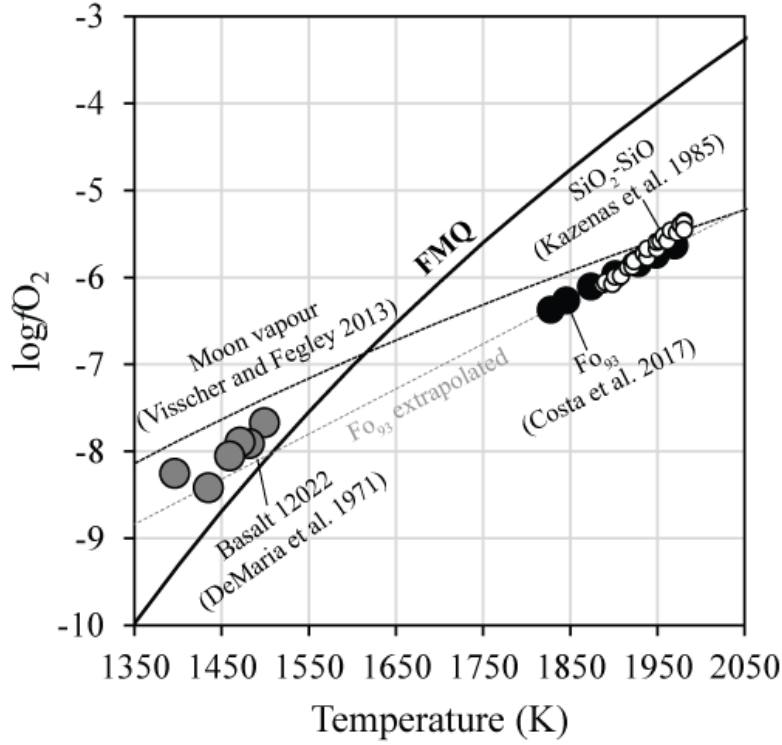
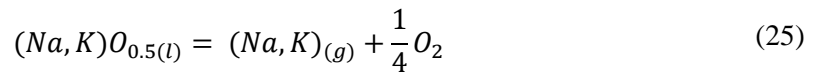


Fig. 4. Calculated $\log fO_2$ as a function of temperature upon evaporation of silicate materials; lunar basalt 12022 (grey; De Maria et al., 1971), Fe_{93} olivine (black, Costa et al., 2017) and pure SiO_2 (white, Kazenas, 1985). A model atmosphere by evaporation of a bulk silicate moon composition (Visscher and Fegley, 2013) is shown by the stippled black line. The fO_2 defined by the Fayalite-Magnetite-Quartz (FMQ) buffer (O'Neill 1987) is shown in black.

Lunar basalt 12022 has a liquidus temperature of $\approx 1300^\circ C$ (1573 K; Green et al. 1971), and hence evaporation of Na, K, and Fe occurred sub-liquidus. This consideration makes accurate extraction of thermodynamic quantities from such experiments very difficult, however, their partial pressures can be compared with those predicted from evaporation in the pure system, if the corresponding evaporation reaction is known. The activity of the M-O species in the pure phase is always equal to unity (Raoult's law). Because the gas is ideal in both the pure and complex systems, the activity coefficient of the metal oxide species in the liquid can be calculated from the ratio of the equilibrium constant (Equation (4)) of the reaction in the complex system, K^* , to that in the pure system, K at a given temperature, pressure and fO_2 :

$$\gamma_i = \frac{K^*}{K}. \quad (24)$$

The references cited above for activity data in binary and ternary alkali oxide melts and the results of DeMaria et al. (1971) show that alkali oxides dissolved in silicate melts are strongly non-ideal. The studies summarised in Table 1 show Na_2O and K_2O vaporisation proceeds primarily via the reaction



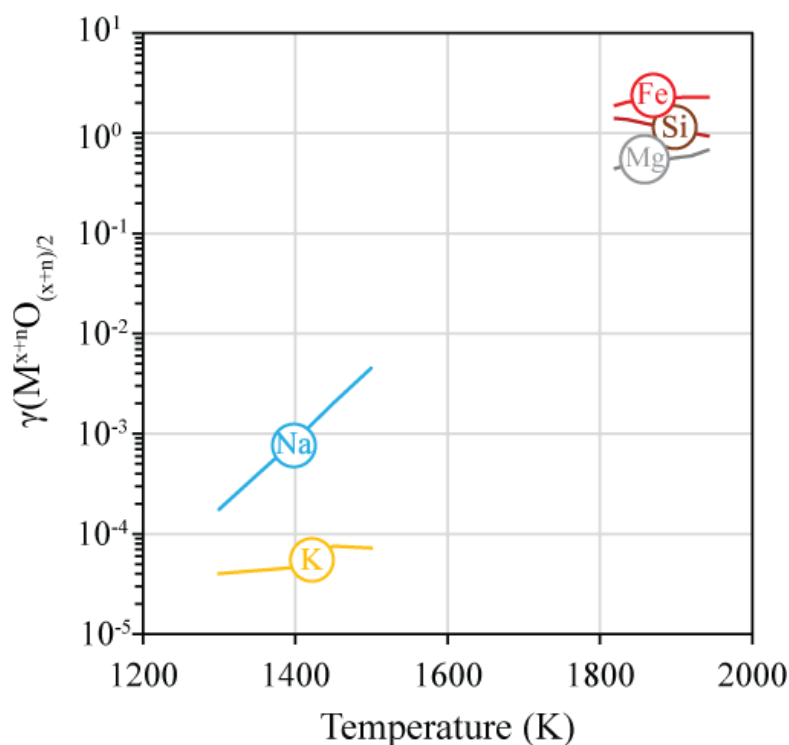


Fig. 5. Calculated activity coefficients for volatile melt species, $\gamma(M^{x+n}O_{(x+n)/2})$ as a function of temperature in the experiments of DeMaria et al. (1971) (Na, K) in a lunar basalt, and Costa et al. (2017) (Fe, Si, Mg) in olivine.

The calculated activity coefficients of melt species from the data of De Maria et al. (1971) of $\text{NaO}_{0.5}$ and $\text{KO}_{0.5}$ are 10^{-3} and 5×10^{-5} , respectively (Fig. 5). Both of the calculated activity coefficients depend on the temperature, decreasing from 4.5×10^{-3} at 1500 K to 1.8×10^{-4} at 1300 K for $\gamma\text{NaO}_{0.5}$, while the decrease for $\gamma\text{KO}_{0.5}$ is milder, from 3.5×10^{-5} to 7.2×10^{-5} , respectively, and both are consistent with values in Table 2. A similar decrease in γMgO with falling temperature is observed in olivine (Costa et al. 2017), whereas SiO_2 shows the opposite trend (Fig. 5). All major components in olivine are close to unity, but, in detail, vary by a factor of 2 (greater for Fe, smaller for Mg).

The conclusion is that equilibrium vapour pressures in liquid and solid silicates differ from those predicted from evaporation of the pure phase and require experimental data if their behaviour during evaporation of silicate materials is to be understood. Aside from the role of activity coefficients of metal oxides in silicate melts which could be informed by systematic experimental studies in over a range of compositions in complex systems, the difference may also be related to interdependent vaporisation equilibria, which often, but not always, involve production of O_2 and/or O gas. Thus the O_2 produced by vaporisation of one oxide affects the vaporisation of other oxides because of the law of mass action.

2.2. Kinetic Evaporation

2.2.1. General treatment of kinetic evaporation

The condition for kinetic, free or Langmuir evaporation is met when the partial pressure of the vaporising species is such that the average distance travelled between collisions, the mean-free path, ℓ , is greater than the length scale over which the evaporation occurs, where:

$$\ell = \frac{kT}{\sqrt{2}p_i\sigma} \quad (26)$$

and k is Boltzmann's constant and σ is the collisional cross-sectional area, which can be described by a Lennard-Jones 12-6 potential function that models the van der Waals forces between molecules (*e.g.*, Neufield, 1972).

The Hertz-Knudsen-Langmuir (HKL) equation describes the flux of particles striking a surface (Hertz, 1882; Knudsen 1909; Langmuir 1916; Hirth and Pound 1963; Nussinov and Chernyak 1975; Richter et al. 2002), and is derived from the Maxwell-Boltzmann kinetic theory of gases given an ideal, isothermal gas:

$$\frac{dn_i}{dt} = -A \frac{\alpha_e p_{i,sat} - \alpha_c p_i}{\sqrt{2\pi R M_i T}} \quad (27)$$

Here, A is the surface area, $p_{i,sat}$ is the equilibrium partial pressure of the gas species of element i , p_i is its actual partial pressure at the surface, M_i its molar mass, α_e and α_c the Langmuir coefficients for evaporation and condensation respectively, R the gas constant, T the absolute temperature and $\frac{dn_i}{dt}$ the evaporation rate in mol/s.

Equilibrium conditions prevail for the condition $p_{i,sat} = p_i$. However, for all other conditions, evaporation is partially kinetic in nature, reaching the end-member case for which $p_i = 0$, or pure Langmuir evaporation. This situation may physically occur for evaporation into a vacuum, or a scenario in which the gas is being transported away from the evaporation surface before it can be replenished. If this condition is demonstrated, then Equation (27) may be simplified by setting $p_i = 0$. For evaporation of a molten sphere, which approximates the geometry of the melt on the wire-loops in the widely-used experimental petrology method (*e.g.*, Tsuchiyama et al. 1981) then:

$$dn_i = -4\pi r^2 \frac{\alpha_e p_{i,sat}}{\sqrt{2\pi R M_i T}} dt. \quad (28)$$

In order to determine the extent of elemental loss (a change in concentration) experienced by a spherical body, Equation (28) is divided by the total number of moles in a sphere, $n_T^0 = \frac{4\pi r^3 \rho}{3M}$, yielding $\left(\frac{n_i}{n_T^0}\right) = X_i$, the concentration of element i . Equation (28) then becomes:

$$dX_i = -\alpha_e p_{i,sat} \frac{3}{r\rho} \sqrt{\frac{M_i}{2\pi RT}} dt. \quad (29)$$

Here, r is the radius of the melt sphere and ρ its density.

Though grounded in statistical mechanics, the applicability or otherwise of the HKL equation to experimental and natural processes remains equivocal because the assumptions used in its derivation may be invalid. Knudsen's work on the kinetic theory of gases generated intense interest among chemists and physicists in the early 20th Century and led to a large number of subsequent experimental and theoretical studies that verified his ideas, *e.g.*, Loeb (1961). Much of the ambiguity stems from the meaning of the evaporation coefficient, α_e , which is an empirical term describing the non-ideality of evaporation. Since the HKL equation describes only the number molecules striking a surface over time, Langmuir coefficients therefore express the energy required in the transformation of a condensed component into a gaseous molecule (or vice-versa), and may depend upon several factors including crystal structure, chemical composition, temperature and gas species. The HKL equation is derived from an equilibrium distribution of gas molecules at a single temperature, and is therefore applicable when the evaporating flux is null, such that the introduction of non-equilibrium coefficients *a posteriori* undermines this assumption (Ackermann et al. 1967). *Ab-initio* approaches to this inconsistency may consider a non-Maxwellian gas distribution, as attempted by Schrage (1953) whose equation yields evaporation rates double those of the HKL equation, but does not satisfy momentum- or energy conservation.

The HKL equation as written in Equation (27) assumes that the temperature in the gas is equivalent to that in the condensed phase, as pointed out by Littlewood and Rideal (1956). They investigated various organic molecules at low temperatures and found that when the temperature difference across the interface was accounted for, the agreement between α_e and the ideal case ($\alpha_e = 1$) improved significantly. Persad and Ward (2016), extend this argument, though they largely focused on liquids (water, silicone oil) that have high vapour pressures at low temperatures, as well as vapour species with large dipole moments (Langmuir 1932; Wyllie 1949). An alternative law based on statistical rate theory is proposed to better account for these complexities (Persad and Ward 2016), because they give rise to conditions that diverge from those under which the HKL equation should be applied by exacerbating temperature differences between the gas and condensed phase, decreasing the mean-free path and enhancing polar interactions between molecules (see also Bond and Struchtrup, 2004).

These departures from ideal conditions are mitigated in high-temperature geological applications, and variation in α_e appears to be smaller, typically between 0.05-1 (Wolff and Alcock 1962; Alcock and Peleg 1967; Krönert and Boehm 1972; Srivastava and Farber 1981; Fedkin et al. 2006; Richter et al. 2011; Shornikov 2015), with those for liquids being closer to unity (Burns 1966; Fedkin et al., 2006; Safarian and Engh, 2009) which may reflect low heat of vaporisation relative to thermal energies. Schaefer and Fegley (2004a) give a convenient summary of vaporisation coefficients for several minerals and melts in their Table 10. Nevertheless, further experimental testing of the HKL equation at high temperatures is required in order to better understand its applicability and the nature of evaporation coefficients. Therefore, although the HKL equation should only strictly be applied under equilibrium conditions to ideal gases, it can provide an accurate description of Langmuir evaporation processes in controlled experiments at high temperatures, provided the caveats mentioned above are considered.

2.2.2. Kinetic evaporation experimental techniques

Thermodynamic data on equilibrium partial vapour pressures of elements evaporating from natural silicate melts or solids are very scarce (*section 2.1.6*). Information garnered on metal volatility in multicomponent systems predominantly comes from kinetic, or Langmuir evaporation experiments. As opposed to the Knudsen Cell, kinetic evaporation experiments are typically conducted in alumina tube furnaces that are capable of reaching $\approx 1800^\circ\text{C}$ with MoSi_2 heating elements in their $\approx 3\text{-}5$ cm ‘hot zone’, in which a sample is suspended on a wire loop or crucible (Fig. 6).

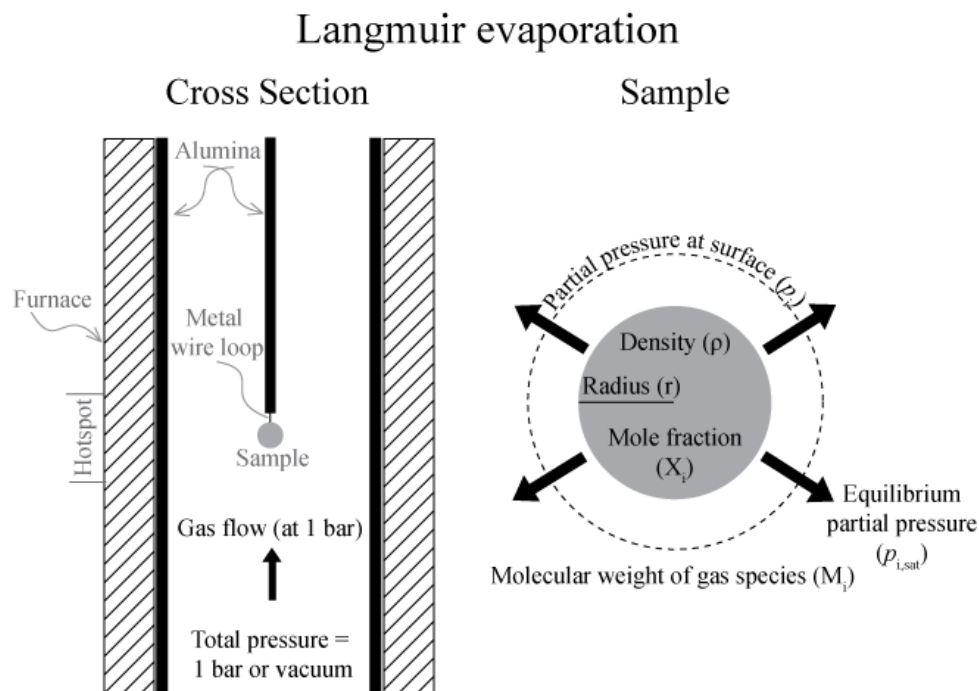


Fig. 6. Schematic illustration of an alumina tube furnace in which a sample is suspended from a metal wire loop or levitated and equilibrated at high temperatures with a gas flow or under vacuum. See Donaldson (1979); Tsuchiyama et al. (1981), Hashimoto (1983); Nagahara and Kushiro (1989); Richter et al. (2002); O'Neill and Eggins (2002); Pack et al. (2010).

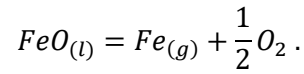
In these experiments, the temperature ($\approx\pm 2^\circ\text{C}$) and pressure (1 bar) are fixed, but also the oxygen fugacity, by means of CO/CO₂ (*e.g.*, O'Neill, 2005) or CO₂/H₂ (*e.g.*, Donaldson, 1979) gas mixtures to better than $\approx\pm 0.1$ log unit, depending on the mixing ratio (Huebner, 1987). Equally, experiments in this apparatus can also be conducted under vacuum (*e.g.*, Hashimoto 1983; Richter et al. 2002; Yu et al. 2003; Nagahara, this volume). Laser-heated aerodynamic levitation apparatuses, in which the atmosphere composition may also be controlled by changing the composition of the gases used to levitate the sample, are becoming increasingly employed for Langmuir evaporation experiments (Pack et al. 2010; Macris et al. 2016). This method has the advantage being able to heat samples in excess of 2000 °C *via* a CO₂ laser, temperatures that are amenable to the study of the vaporisation of refractory elements. The major difference is that these experiments take place in an open system, where the evolved gas is lost contact with the condensed phase, either from expansion into a vacuum or by a continual flux of gases at typical gas flow rates of 10 – 200 sccm through the furnace tube or chamber, leading to a strong dependence of the volatile content of the condensed phase with time (*e.g.*, Richter et al. 2002), see Equation (27). Furthermore, an open system means that the evolved gases are subsequently lost from the system. Therefore, vapour pressures of evaporating components must be calculated from the concentration of the element remaining in the condensed phase, by weight loss or by target collection, rather than measured as for effusion techniques.

Some of the kinetic evaporation experiments in the geochemical literature are similar to Langmuir evaporation experiments (*e.g.*, Gibson and Hubbard 1972; Storey 1973; Donaldson 1979; Tsuchiyama et al. 1981; Hashimoto 1983), while others are similar to transpiration experiments (*e.g.*, Jacobson et al. 2005). Langmuir vaporisation experiments for geochemically important metal oxides (*e.g.*, Al₂O₃, HfO₂, MgO, REE sesquioxides, SiO₂, ThO₂, ZrO₂) are described in several papers (*e.g.*, Wolff and Alcock 1962; Peleg and Alcock 1966; Alcock and Peleg 1967; Krönert and Boehm 1972). Sata et al. (1982) conducted both Langmuir vaporisation and transpiration experiments involving CaO. Their paper illustrates the utility of and differences between the two methods (their figures 1 & 3 and associated text). Given the uncertainty in evaporation coefficients (*section 2.2.1.*), data obtained from Knudsen effusion or other equilibrium techniques are generally preferred. As per the equilibrium experiments, the vast majority of studies in the geochemical literature deal primarily with the alkalis (Gibson and Hubbard 1972; Storey 1973; Donaldson 1979; Tsuchiyama et al. 1981; Kreutzberger et al. 1986; Tissandier et al. 1998) or the major silicate components (Hashimoto 1983; Floss et al. 1996; Richter et al. 2007).

2.2.3. Major elements

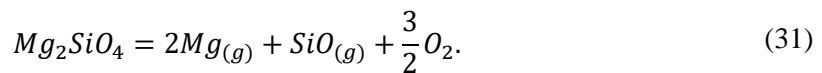
For a recent, comprehensive summary of the kinetic evaporation of major components (Fe, Mg, Si, Al, Ca) from silicate melts, the reader is referred to Davis and Richter (2014). In brief, as per the equilibrium case, Fe is shown to be the most volatile component of FCMAS melts (Hashimoto 1983;

Floss et al. 1996; Richter et al. 2011), in which FeO dissolved in a silicate liquid evaporates according to:



However, work by several groups cited earlier (Table 1) shows that pure wüstite ($Fe_{1-x}O$), magnetite (Fe_3O_4), and hematite (Fe_2O_3) evaporate incongruently with lower Fe/O atomic ratios in the vapour than in the condensed phase. It is still uncertain whether or not pure molten FeO vaporises congruently; Darken & Gurry (1946) report the congruently vaporising composition has O/Fe = 1.116 but Smoes & Drowart (1984) consider that the congruently vaporising composition is stoichiometric FeO. Further work is needed to resolve this question.

In either case, Fe vaporisation and transport may result in subsequent oxidation of the silicate residue if the evolved oxygen remains behind. Initially, the next most volatile component is SiO_2 , which volatilises as SiO, Equation (22). However, as evaporation proceeds, the activity coefficient of SiO_2 decreases, such that the equilibrium partial pressure of $SiO_{(g)}$ falls below that of $Mg_{(g)}$ (Richter et al. 2002, 2007), whose vaporisation reaction occurs by dissociation of MgO to $Mg_{(g)} + \frac{1}{2}O_2$, as shown by Kazenas et al. (1983). Calcium oxide and Al_2O_3 behave conservatively over the range of temperatures investigated by Hashimoto (1983), up to 2000°C. Forsterite evaporation occurs congruently, whether in the liquid or solid state (Mysen and Kushiro 1988; Hashimoto 1990; Wang et al. 1999), however, this congruent vaporisation involves several gas species (dissociative), according to the reaction:



Forsterite-fayalite solid solutions were shown to evaporate incongruently by Nagahara and Ozawa (1994), who found the residual condensed olivine was Mg-richer post-vaporisation, resulting from preferential loss of Fe(g) relative to Mg(g), as confirmed by KEMS measurements of the vapour above $Fe_{0.95}$ (Costa et al. 2017). Plagioclase also evaporates incongruently, in which Na is more volatile than Ca leaving a more anorthitic residue (Nagahara and Kushiro, 1989). This behaviour is likely a general property of binary isomorphous solid-solutions with complete miscibility (i.e., cigar shaped phase diagrams). It is also possible that other melts will display azeotropic⁵ behaviour upon evaporation (Heyrman et al 2004), though this has not been rigorously tested experimentally. See the chapter by Nagahara in this volume for further information on the evaporation of forsterite and of other minerals relevant to the solar nebula.

⁵ An azeotrope is defined by the conditions at which the bulk composition of the vapour and the condensed phase is identical.

2.2.4. Alkali metals

For the pure oxides, thermodynamic data (*e.g.*, Brewer 1953; Margrave 1967; Lamoreux and Hildenbrand 1984) indicates an order of alkali volatility (least volatile) $\text{Li} < \text{Na} < \text{K} < \text{Rb} < \text{Cs}$ (most volatile). This sequence is not universally confirmed from evaporation of alkalis from more complex silicates with different bulk compositions, however.

Shimaoka and Nakamura (1989, 1991) and Shimaoka et al. (1994) find that, upon evaporation of fine-grained ($<10 \mu\text{m}$) chondrites, Na is more volatile than K and Rb, between 1200-1400°C at 8×10^{-6} torr (10^{-8} bar), with Rb evaporation marginally favoured relative to K at lower temperatures (1200°C). Although these experiments were performed sub-solidus, Donaldson (1979) also observed more rapid loss of Na than K from an alkali olivine basalt ($T_{\text{liquidus}} = 1232 \pm 2^\circ\text{C}$) between 1236°C and 1293°C and $\log f\text{O}_2$ between -3.3 and -11.9 (FMQ+4.5 to FMQ-4), as did Storey et al. (1973) from an Fe-rich quartz tholeiite between 1160 and 1210°C.

In a similar study, Kreuzberger et al. (1986), investigated alkali (Na, K, Rb, Cs) evaporation from An-Di melt at 1400°C, in which evaporation followed the sequence expected from the pure oxides, *i.e.*, $\text{Na} < \text{K} < \text{Rb} < \text{Cs}$ (Fig. 7). This hierarchy holds for evaporation in air, at the IW buffer (FMQ-3.6 at 1400°C) and under vacuum ($<10^{-6}$ bar). Furthermore, Gibson and Hubbard (1972), whose experiments on lunar basalt 12022 (20 wt. % FeO) at 3×10^{-9} bar were conducted from 950°C to 1400°C, also show that $p\text{Rb} > p\text{K} > p\text{Na}$, where their volatilities become more dissimilar at lower temperatures. Hastie and Bonnell (1985) measured alkali vaporisation from NIST SRM glass and dolomitic limestone samples. They found $p\text{Na} > p\text{K}$ for the Fe-free glass (their Fig 9), but $p\text{K} > p\text{Na}$ for the low Fe limestone (their Fig 10).

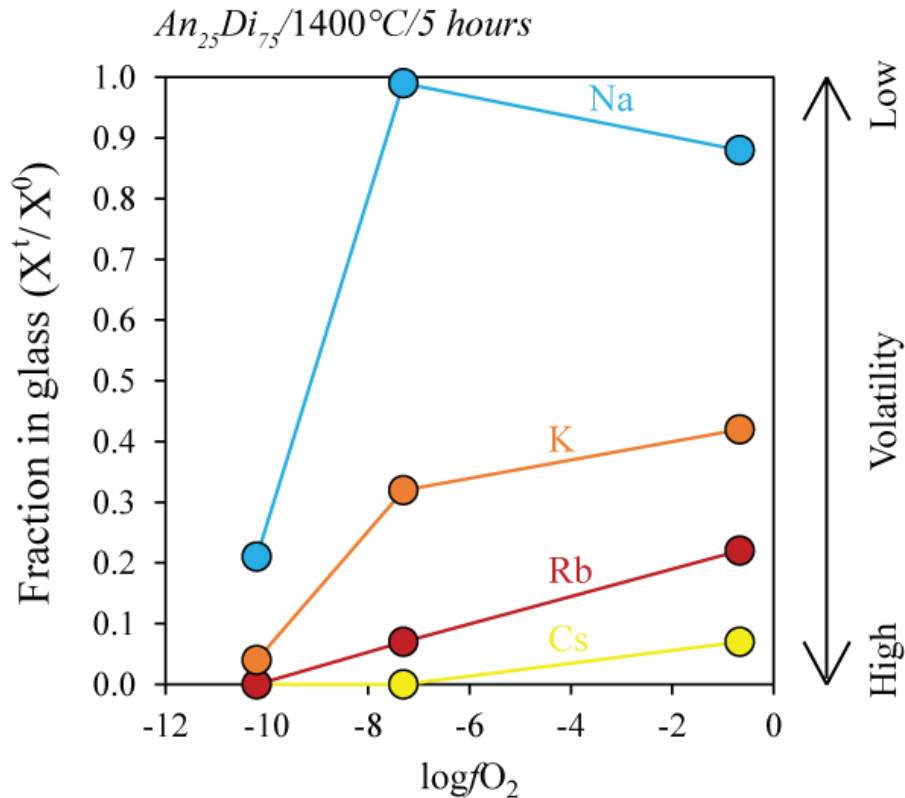


Fig. 7. The fraction remaining of a trace element after 5 hours with respect to its initial amount (X^t/X^0) in an $An_{25}Di_{75}$ melt as a function of $\log fO_2$ after heating at $1400^\circ C$ for 5 hours (Kreutzberger et al. 1986). The vacuum experiment is predicted to define a $\log fO_2 = -7.3$ using the trend of $\log fO_2$ with temperature for evaporation in a vacuum from Fig. 4.

The changing order of volatility among alkalis evaporating from silicate relative to their pure oxides led Donaldson (1979) to postulate that differences in $NaO_{0.5}$ and $KO_{0.5}$ activity coefficients (*i.e.*, $\frac{\gamma_{NaO_{0.5}}}{\gamma_{KO_{0.5}}} > 1$) must act to enhance Na volatility relative to K in order to explain the data. Indeed, this behaviour occurs in binary M_2O-SiO_2 (Charles 1967; Wu et al. 1993), ternary $Na_2O-K_2O-SiO_2$ melts (Chastel et al. 1987) and multicomponent M_2O -bearing melts (Hastie et al., 1981; Borisov 2009; Mathieu et al. 2011). The key point from these studies is that the depression of $\gamma MO_{0.5}$ when combined with SiO_2 - or $Al_2O_3 + SiO_2$ -bearing melts is inversely proportional to their volatilities as pure oxides. Alkali aluminates are very stable compounds, and increasing $XAlO_{1.5}$ in the liquid causes negative deviations from ideality in the order $Na < K < Rb$ (O'Neill 2005; Borisov 2009; Yazhenskikh et al. 2006, 2011). As illustrated by the KEMS data of De Maria et al. (1971), this does also appear to be the case in natural compositions, with Na becoming more volatile than K above $1200^\circ C$ (Fig. 3). At present only limited data are available, and it therefore remains unclear as to what controls the alkali element volatility hierarchy in silicate melts and minerals. Solutions to this question require a better understanding of alkali metal activity coefficients in silicate melts as a function of P , T and X .

2.2.5. Other trace elements

Systematic studies of the evaporation behaviour of trace elements from silicate materials are exceedingly sparse, restricted to the studies of Notsu et al. (1978), Masuda and Tanaka (1979), and Wulf et al. (1995), joined recently by that of Sossi et al. (2016) and Norris and Wood (2017). Other works are generally restricted to unrefereed abstracts and include Shaffer et al. (1991); Ertel-Ingrisch and Dingwell (2010); Ertel-Ingrisch et al. (2012); Speelmans (2014), and Humayun and Crowther (2015).

Early studies on the kinetic vaporisation of natural rocks dealt predominantly with meteorites. A series of studies on heating of chondritic meteorites were published, mainly in the 1970s, by the group of M.E. Lipschutz (*e.g.*, Ikramuddin et al. 1976; Matza and Lipschutz 1977; Bart et al. 1980). These experiments provide information on the volatility sequence of trace elements during meteorite metamorphism. Although they were initially carried out in 10^{-5} atm H_2 to replicate nebular conditions, their interpretation is not straightforward for several reasons. Namely, due to the poorly constrained fugacities for oxygen, sulfur, and halogens; the relative importance of diffusion versus volatility, and uncertainty regarding the extent of equilibration during stepwise heating (Wulf et al. 1995; Schaefer and Fegley 2010). Furthermore, Wulf et al. (1995) in attempting to replicate these experiments, found that significant quantities of Na, K and Ga had entered the quartz tube containing the samples following heating. Nevertheless, experiments of this type are instructive for discerning between element mobility by diffusion and volatility, and reasonable agreement is found between volatilities and the most labile elements in their experiments. For example, In, Tl, Bi and Cd are invariably the most depleted (*e.g.*, Bart et al. 1980) and are among the most volatile in nebular environments (Lodders, 2003; Schaefer and Fegley, 2010), broadly matching their abundances in metamorphosed chondrites (Wang and Lipschutz, 2005).

Notsu et al. (1978) carried out DC arc heating experiments on the Allende CV3 chondrite liquid at 2000°C in air, as well as on a basalt (JB-1) by Mo resistance heating at 0.01 bar, and measured the residual composition after Langmuir evaporation. Masuda and Tanaka (1979) performed heating experiments in a vacuum ($\approx 5 \times 10^{-8}$ bar) on JB-1 heated to $\approx 2000^\circ\text{C}$ by a W filament and measured the concentration of each element precipitated on a condensation plate. In both studies, Al, Ca, Ti, Sc and the REE behave in a refractory manner, becoming enriched in vaporisation residues. Masuda and Tanaka (1979) note that La, and particularly Eu and Yb are relatively more volatile than their neighbouring REEs, consistent with Boynton (1975). Vanadium is roughly constant, while Cr, Fe and Mn are originally refractory before decreasing in abundance beyond 20% vaporisation, being reduced to negligible levels at 90%. Magnesium only decreases in concentration after 80% vaporisation of the starting material, and is initially less volatile than SiO_2 but is depleted more rapidly thereafter, as also observed by Richter (2002). Sodium is the most volatile metal studied by Notsu et al. (1978), though

K is similarly volatile and Rb more so in Masuda and Tanaka (1979), while Ni, Co, Ir and Au are also all quantitatively lost within 40-50% vaporisation (Notsu et al. 1978). The volatility of these ordinarily non-volatile siderophile metals comes about due to the oxidising conditions under which the experiments were performed (air). Wänke et al. (1984) also observe that the volatility of refractory siderophile elements Re, Os, W and Mo, in addition to halogens and chalcogens are enhanced in an oxidising, H₂O-steam atmosphere relative to a more reducing N₂-rich atmosphere, whereas Zn and In show the opposite behaviour. The systematics of element volatility as a function of the atmosphere under which they evaporate is expanded upon below.

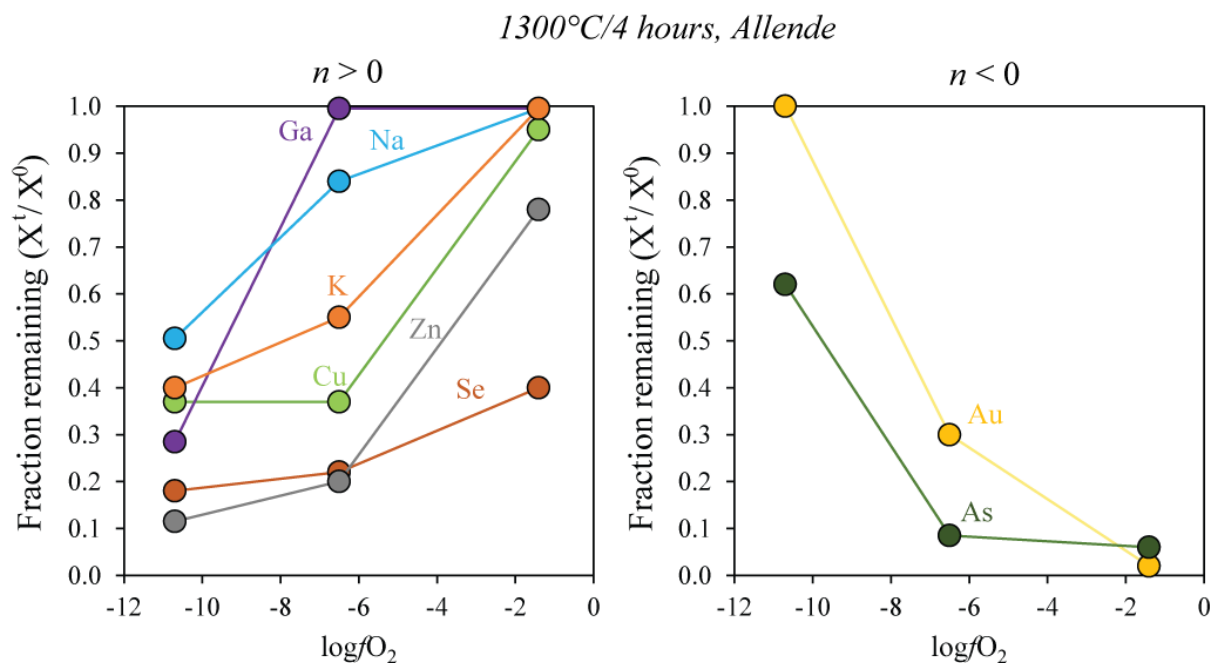


Fig. 8. The fraction remaining of a trace element after 4 hours with respect to its initial amount (X^t/X^0) in bulk Allende chunks as a function of $\log fO_2$ after heating at 1300°C for 4 hours (Wulf et al., 1995). These conditions were chosen as equilibrium is more likely to have been reached in these higher-temperature experiments.

Wulf et al. (1995) studied the loss of trace elements from two natural carbonaceous chondrites (Murchison and Allende) over a range of oxygen fugacities ($\log fO_2 = -16.5$ to air) and temperatures (1050-1300°C; always sub-liquidus) at atmospheric pressure (Fig. 8). Wulf et al. (1995) did their work at sub-liquidus temperatures and suggested elemental volatility was controlled by a combination of equilibrium partial pressures and stability of the MVE host phases. Therefore, for trace elements locked in a phase whose decomposition depends on the thermodynamics of other major elements, these experiments give only qualitative insight into their volatility, as discussed for platinum-group metals in alloys trapped in silicates. The experiments of Norris and Wood (2017) were undertaken on a natural MORB liquid at a single temperature, 1300°C, with varying $\log fO_2$ from -7 to -13 (FMQ+0.3 to IW-2.3), using a Ni stirrer to mitigate the potential for incomplete diffusive equilibration of the liquid phase during evaporation (see also Dingwell et al. 1994). Volatile loss of different elements in

their experiments is not systematic as a function of time, and they deduced empirical ‘volatility factors’ for a constant run time (Fig. 9).

In both studies, the fO_2 of the gas (and silicate melt in Norris and Wood, 2017) was externally buffered by a continuous flow of CO-CO₂ gas mixture inside the furnace tube, a situation that diverges from natural systems, in which the fO_2 of the gas is defined by the partial pressures of the evolved gas species from the heated material. The telling result from Wulf et al (1995) and Norris and Wood (2017) is this: elemental volatility depends strongly on the fO_2 of the gas into which elements are evaporating (Fig. 8a, b; 9). This dependence is not equivalent for all elements, nor would we expect it to be so from knowledge of vaporisation stoichiometry of the pure oxides (see Table 1). For example, certain elements become *more* volatile at oxidising conditions, whereas for others, reducing conditions promote evaporation. The former group are comprised of largely highly siderophile noble metals that exist in metallic form in chondrites, notably Au, As, Re, and Os (Fig. 8b). By contrast, lithophile and chalcophile elements, such as the alkalis, Cu, Zn, Sn, Sb, Pb and Ga are more readily lost at low fO_2 (Fig. 8a; Fig. 9). Fegley and Cameron (1987) discussed this type of behaviour for Ce (vs. other REE) and U & Pu (vs Th).

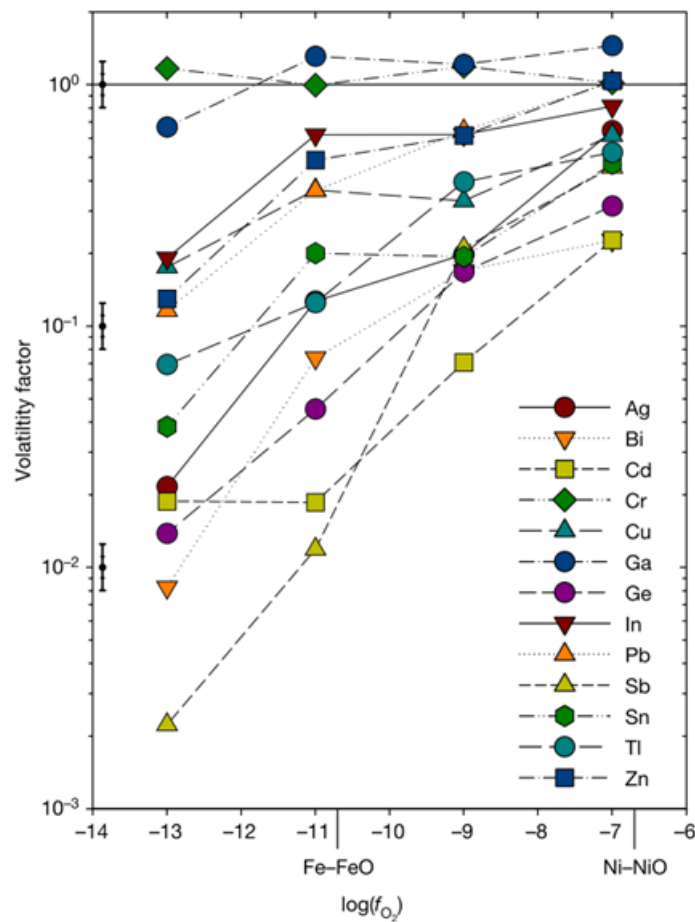


Fig. 9. The volatility factor (fraction of the element remaining the glass) for selected moderately volatile elements as a function of fO_2 at 1300°C and 60 minutes. Reproduced from Norris and Wood (2017).

This contrasting behaviour may be understood by the reaction shown in Equation (2). For the first group of elements, $n < 0$, meaning the element in the gas phase is more oxidised than in the condensed phase. Chalcophile and particularly lithophile elements mostly exist as oxides in natural rocks, and their gas species tend to be more reduced, yielding $n > 0$. For many moderately volatile elements, such as Na, K, Rb, Zn, Cu, Ge, Sn, Cd, Ag, Mn, Fe, Mg, Si a single (though different) metal-bearing species predominates in both phases over a wide range of temperature and fO_2 (e.g., Lamoreaux et al., 1987; Table 1). Some elements may exist in multiple oxidation states, in the condensed and/or the gas phase, such that several equilibria akin to Equation (2) must be written to describe the overall volatility behaviour of an element.

In this way, Sossi et al. (2016) showed that the vapour pressures of the evaporating species for a given element may be calculated from the concentration of that element remaining in the residual condensed phase (in their case, a liquid), $X(M^{x+n} \frac{x+n}{2} O)$. Re-arranging, the equilibrium constant, Equation (4) to solve for the partial pressure of the metal species yields:

$$p\left(M^x O_{\frac{x}{2}}\right) = \frac{K_{(2)} X\left(M^{x+n} O_{\frac{x+n}{2}}\right) \gamma\left(M^{x+n} O_{\frac{x+n}{2}}\right)}{f(O_2)^{n/4}}. \quad (32)$$

Substituting Equation (32) into Equation (29) allows it to be integrated with respect to time and concentration to yield the relative loss of the element from the sphere over a given time interval:

$$\frac{X_i^t}{X_i^0} = \exp\left(-\frac{\alpha_e \gamma\left(M^{x+n} O_{\frac{x+n}{2}}\right) K_{(2)} \frac{3}{r\rho} \sqrt{\frac{M_i}{2\pi RT}} (t - t_0)}{f(O_2)^{n/4}}\right). \quad (33)$$

Where t_0 is the time at which the element begins evaporating, and X_i^t and X_i^0 its concentration at t and t_0 , respectively (Sossi et al. 2016). Tsuchiyama et al. (1981) and Humayun and Koeberl (2004) derived an expression with a similar functional form. This analysis requires implicit knowledge of the speciation of the element in at least one of the condensed- or the gas phase, and hence cannot uniquely identify its speciation. Rather, speciation must be inferred from the dependence of $\frac{X_i^t}{X_i^0}$ with fO_2 . This analysis becomes complicated if volatiles such as water, halogens, or sulfur (important for MVE speciation at higher pressures; see section 3.0) and is thus applied only to anhydrous materials herein. As neither α_e nor the activity coefficient of the oxide species are known *a priori*, a new equilibrium constant, K^* is defined, where $K^* = \alpha_e \gamma_i K$. It is clear that the loss of an element by kinetic evaporation still strongly depends on its equilibrium partial pressure, $p_{i,sat}$, in addition to other, non-equilibrium (or ‘kinetic’) factors, most notably the radius and density of the evaporating body, the time for which it is evaporating, and the square root of the molar mass of the evaporating species. To a first approximation (i.e., no concentration gradients in the evaporating material, and temperature–

independent enthalpy of vaporisation and activation energy), kinetic evaporative loss depends on the temperature in an Arrhenian fashion, and hence linear arrays are anticipated in plots of $\ln \frac{X_i^t}{X_i^0}$ vs. t . In detail, the rate constants of evaporation reactions are not exactly constant with $1/T$ (Benson 1960), but, predominantly, because $p_{i,sat}$ decreases as the abundance of the element in the condensed phase (X_i^t) decreases, evaporation rate slows with time, and linearity over time is never achieved.

In a plot of $\frac{X_i^t}{X_i^0}$ vs. $\log fO_2$ for a given time, the data define a sigmoidal curve, where the range of $\log fO_2$ over which the element passes from fully condensed to fully vaporised is proportional to the number of electrons (n) in the reaction. The more n diverges from 0, the sharper this transition is. Therefore, in this way, the speciation of the element in the gas phase can be inferred from the slope of the sigmoid. An example for the case of Cu and Zn evaporation is shown below (Fig. 10).

The volatility of Cu is, at low oxygen fugacity, lower than that of Zn (compare the amount of each remaining in the glass at $\log fO_2 = -8$, Fig. 10a, b). However, as oxygen fugacity increases, Cu becomes more volatile relative to Zn, such that, in air, the proportion of Cu and Zn remaining in the glass is equivalent. Using Equation (33) to fit the experimental data shows that Cu evaporation is consistent with an $n = 1$ transition, whereas Zn conforms to an $n = 2$ reaction. Given knowledge of their respective speciation in silicate melts, their volatilisation reactions are:



and for Cu,



The different coloured points and curves correspond to different temperatures at a given run time, and illustrate that higher temperatures result in more extensive volatile loss. This effect may be quantified by a change in the $\log K^*$ value, which shifts the curves to the left (lower temperature) or right (higher temperature) along the $\log fO_2$ axis. Higher values correspond to greater stability of the products (*i.e.*, the volatile species). The stoichiometry of ZnO and CuO_{0.5} vaporisation from silicate melts deduced from this method is consistent with those in Table 1.

The $\log K^*$ for each volatilisation reaction used to fit the data can be converted into an effective Gibbs Free Energy, ΔG^* using Equation (9). Sossi et al. (2016) performed their experiments between 1300°C and 1550°C. For their data, the variation of ΔG^* of a volatilisation reaction against the absolute temperature, T in an Arrhenius plot, results in a straight line (Fig. 11). This confirms that a reproducible, thermally-activated process is controlling elemental loss, namely, their equilibrium partial pressures.

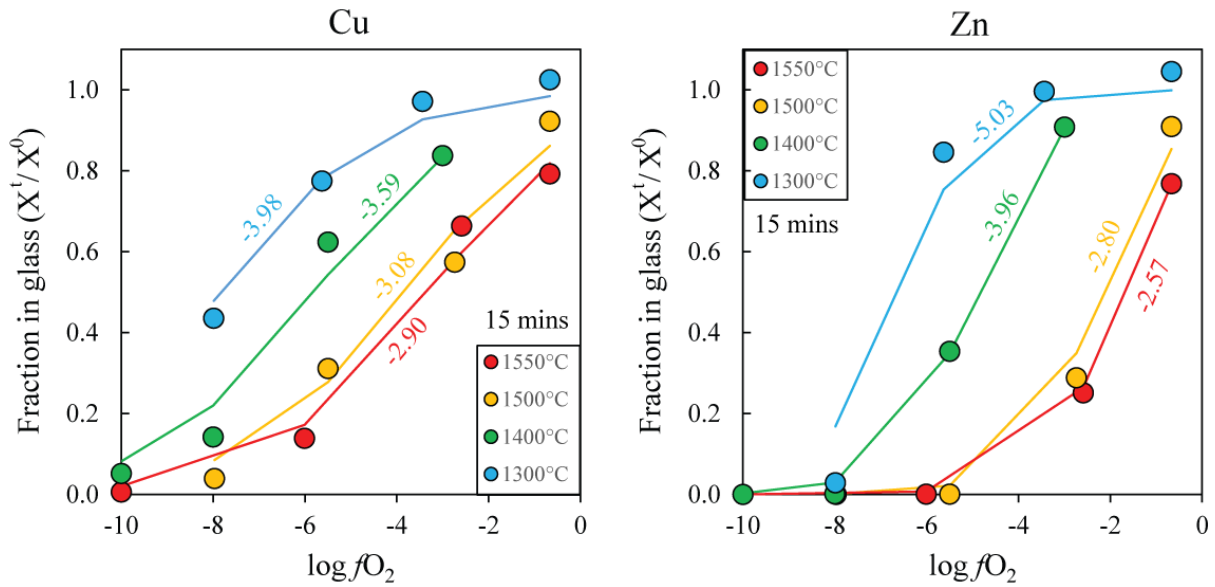


Fig. 10. The fraction remaining in the melt (X^1/X^0) at $t = 15$ minutes, where $X = a)$ Cu and $b)$ Zn as a function of $\log fO_2$. Colours correspond to the temperature of the experiment (blue = 1300°C; green = 1400°C; yellow = 1500°C and red = 1550°C). Curves are calculated using Equation (33) and the numbers are their associated $\log K^*_{(r)}$. Data from Sossi et al. (2016).

At constant total pressure, the Gibbs – Helmholtz equation is given by Equation (10), and hence, the slope of the line is equivalent to $-\Delta S^*$ and its intercept, ΔH^* , which are average values determined for the mid-point temperature over the temperature range. This is a 2nd law treatment of the vaporisation data and is analogous to the integration of the Clausius – Clapeyron Equation generally used for interpretation of vapour pressure data (Drowart and Goldfinger 1967; L’vov 2007). It implicitly assumes that ΔH^* is much greater than the product of ΔC^*_P and temperature over the interval of interest, see Equation (11), such that slopes can be approximated as linear within experimental uncertainty.

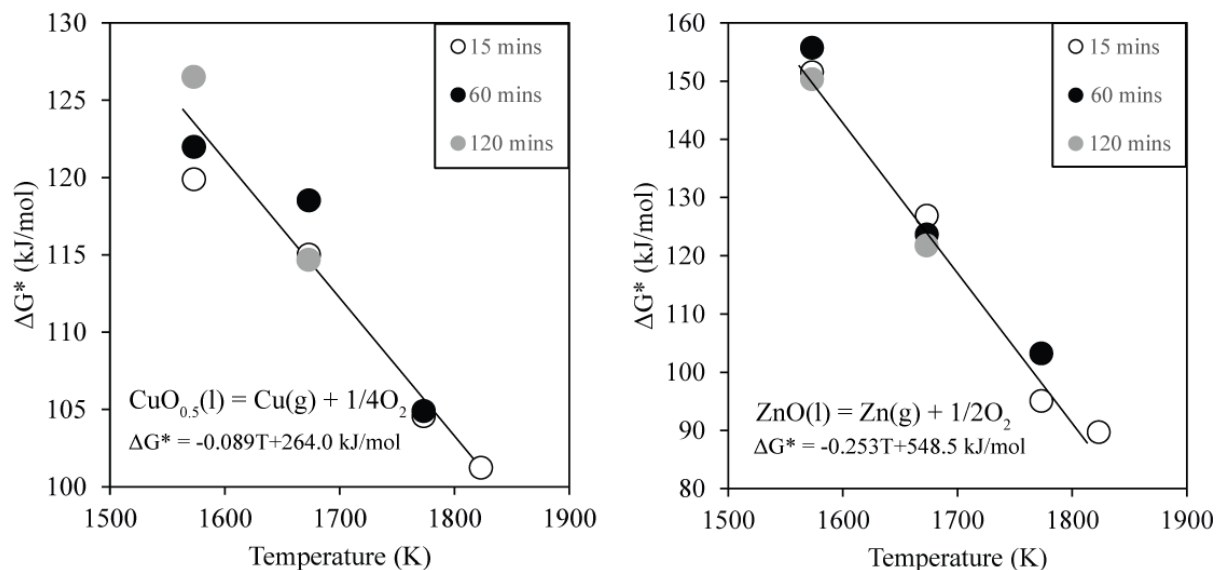


Fig. 11. The calculated $\Delta G^*_{(r)}$ for (a) Cu and (b) Zn as a function of temperature for given run times (white = 15 minutes; black = 60 minutes; grey = 120 minutes). Data from Sossi et al. (2016).

Relative volatilities and evaporation temperatures can be calculated from these thermodynamic data; including the activity coefficients of melt oxide species in the silicate melt (Sossi et al. 2016).

Table 3 qualitatively illustrates the differences in the volatility behaviour of the elements calculated for the solar nebula (Lodders, 2003) and observed in Langmuir evaporation experiments of molten basalt (Sossi et al., 2016; Norris and Wood, 2017). Changes in relative element volatility reflect the distinct thermodynamic conditions that typify the two environments; the high pressures (1 bar; though note that Equation (33) is applicable to *any* total pressure, it is the partial pressure of the individual gas species that matter) compared to 10^{-4} bar assumed for the solar nebula calculations (see also section 3.0.), in addition to the higher relative fO_2 (IW-7 and IW, respectively) and different bulk composition. Low total pressures in the solar nebula promote the formation of solid minerals relative to liquids (Ebel 2004), with many moderately volatile elements condensing into FeS (*e.g.*, Ag, Cd, In, Pb, Zn) or Fe metal (Bi, Ga, Ge, Cu, Sb), whereas the alkalis partition into feldspar aside from Li which, like Mn, condenses into forsterite and enstatite (Lodders 2003; Schaefer and Fegley 2010). By contrast, these elements are probably all dissolved as oxide components in silicate melts. As a result, their activity coefficients will differ from those in solid phases, especially if those solids are metals or sulfides. This phenomenon can explain why In becomes less volatile, and Cu more so in the experiments of Sossi et al. (2016) and Norris and Wood (2017); the $\gamma_{InO_{1.5}}$ in FeO-CaO-MgO-Al₂O₃-SiO₂ melts is 0.02, while $\gamma_{CuO_{0.5}}$ is 3.5 at 1650°C (see Wood and Wade, 2013 for a discussion). A similar interpretation holds for the decreased volatilities of the alkalis relative to other elements such as Cu and Ag, as the alkalis have very low activity coefficients that stabilise them in silicate melts relative to the gas phase (see Table 2, section 2.2.4.). Additionally, the speciation of the element in the gas may be affected by the more oxidising conditions of the Langmuir evaporation experiments; notably, the Group VI metals Cr, Mo, and W form stable oxide species that enhance their volatilities at oxidising conditions (Fegley and Palme 1985; Sossi et al. 2016; Table 1) and become even more volatile at $fO_{2s} > IW$. Some other elements are sensitive to the presence of volatiles, such as S, that stabilise GeS_(g) and SnS_(g) in the solar nebula, but, during evaporation of sulfur-free basaltic magma, are constrained to form oxides (see section 3.0. for a discussion).

Table 3. Qualitative order of element volatilities, from least to most, in the solar nebula (IW-7; 10^{-4} bar) and from evaporation of silicate melts at 1573 K near the IW buffer at 1 bar.

Solar nebula (Lodders, 2003)	Mo < Cr < Mn ≈ Li < Cu < K ≈ Ag < Sb ≈ Ga ≈ Na < Ge < Rb < Bi ≈ Pb ≈ Zn ≈ Sn < Cd < In < Tl
Evaporation of ferrobasalt (Sossi et al. 2016)	Mn < Mo < Cr < Li < Ga ≈ Na < K < Cu ≈ Rb < Zn ≈ Ge < Pb < Ag < Cd
Evaporation of MORB (Norris and Wood, 2017)	Cr ≈ Ga < In < Zn < Cu ≈ Pb < Sn < Tl ≈ Ag < Bi < Ge < Cd < Sb

It is emphasised that this behaviour is relevant to volatile-poor systems that lack major gas species found in many terrestrial (and extra-terrestrial) magmatic systems, notably H₂O, SO₂, CO₂, CO, CH₄, H₂S, in addition to halides such as Cl and F. These compounds can preferentially complex metallic elements, thereby stabilising them in the gas phase relative to the nominally ‘dry’ case (Symonds and Reed 1993; Matousek 1998; Meschter et al. 2013; Fegley et al. 2016; Renggli et al. 2017). Although these volatiles are readily degassed or lost during high temperature vaporisation processes, such that they may be nearly absent at the temperatures sufficient to vaporise metallic elements, they were also probably extant on primordial planetary atmospheres (section 3.0.). This thermodynamic framework for interactions between gas and condensed phases is then reconciled to provide information as to how planetary bodies acquired (or then subsequently lost) their volatile element budgets during their formation (section 4.0.).

3.0. Evaporation in the presence of major volatiles H, C, S and halogens

3.1. Overview

Very few natural materials are truly anhydrous and completely free of other volatiles – even the Moon contains halogens, sulfur, and at least trace water (Tartèse et al. 2013; Hauri et al. 2015; McCubbin et al. 2015) – so the relative importance of f_{O_2} versus the fugacities of these other volatiles for evaporation of the MVE requires consideration.

Henley and Seward discuss volcanic gas chemistry in their chapter in this volume and it is not our purpose to do so here. But to first approximation the observed composition (H₂O, CO₂, SO₂, H₂S, H₂, CO, HCl, HF) of terrestrial volcanic gases (e.g., Table 6.13 in Lodders and Fegley, 1998; Tables 3-5 in Symonds et al. 1994) is similar to that of BSE – steam atmosphere models for the early Earth (e.g., Figure 15 of Fegley et al. 2016). Thus we use observations and calculations of volcanic gas chemistry to help illustrate important points about the factors controlling volatility of the MVE on the early Earth and its precursor planetesimals.

3.2. Cu-bearing gases

Taking copper as an example, band spectra show CuCl gas in volcanic flames at Kilauea (Murata 1960), and Nyiragongo (Delsemme 1960). These observations agree with equilibrium calculations showing CuCl is the major Cu-bearing species in terrestrial volcanic gases from several different volcanoes (e.g., Symonds et al., 1987 - Merapi; Quisefit et al., 1989 - Momotombo; Symonds and Reed 1993 – Mount St Helens; Brackett et al., 1995; Mather et al., 2012 – Kilauea; Churakov et al 2000, Henley and Seward 2018 – Kudryavy; Zelenski et al., 2013; Renggli et al., 2017 – Erta Ale), volcanic gas with the same composition as the lower atmosphere of Venus (Schaefer and Fegley

2004b), laboratory experiments (Ammann et al. 1993) and primordial lunar volcanic gases with different assumed compositions, pressure, and temperature (Fegley 1991; Renggli et al. 2017).

The formation of CuCl gas from monatomic Cu gas occurs via



The equilibrium constant for this reaction, assuming ideality of all gases is

$$K_{(36)} = \frac{p_{\text{CuCl}}}{p_{\text{Cu}} f_{\text{Cl}_2}^{1/2}}. \quad (37)$$

One could write this reaction in terms of Cu(g) and HCl(g), which is the major Cl species observed in terrestrial volcanic gases, but there is no guarantee that HCl would be the major Cl-bearing gas on a heated planetary body undergoing outgassing and/or evaporation reactions. For example, as shown in Table 3, the major Cl-bearing gas evolved from H-chondritic material during heating at low pressure is NaCl, not HCl (Schaefer and Fegley 2010). Also, the major Cl-bearing gas changes from HCl to NaCl (at $P \sim 3$ bar) to Cl (at $P \sim 2 \times 10^{-5}$ bar) at 2000 K and otherwise constant conditions for the BSE (bulk silicate earth) – steam atmosphere model of Fegley et al. (2016). Thus we use the Cl_2 fugacity, which is a fundamental variable computed iteratively from the partial pressure sum for all Cl-bearing gases (see below).

However, our use of the Cl_2 fugacity as a fundamental variable does not necessarily mean that Cl_2 is the major Cl-bearing gas. This is unlikely unless either (1) volcanic HCl is oxidised by the O_2 in air to form Cl_2 – a reaction known as the Deacon process (Lewis 1906) or (2) chlorine is much more abundant than the elements that usually bond with it – H, the alkalis, and sulfur. Zelenski and Taran (2012) studied the Deacon process and showed it explains the Cl_2 emitted in air-rich fumarolic gas at Tolbachik in Kamchatka. Fegley and Zolotov (2000) explored the latter case where Cl/H, Cl/alkali, and Cl/S molar ratios are greater than unity in their calculations of alkali and halogen chemistry in volcanic gases on Io, the volcanically active satellite of Jupiter. However their preferred models – based on elemental abundances deduced from the Io plasma torus and other constraints – show chlorine is emitted as NaCl and KCl in Ionian volcanic gases. Lellouch et al. (2003) subsequently discovered NaCl gas in Io's atmosphere and concluded it was volcanic in origin. Moullet et al. (2013) tentatively observed KCl gas on Io and concluded it was also compatible with a volcanic origin.

Returning to the CuCl formation reaction above, we can rearrange the equilibrium constant expression to show that the CuCl/Cu molar ratio (X denotes mole fraction in the gas) is proportional to the square root of total pressure at otherwise constant conditions

$$\frac{X_{\text{CuCl}}}{X_{\text{Cu}}} = K_{(36)} \sqrt{X_{\text{Cl}_2}} \sqrt{P_T} \quad (38)$$

Thus higher pressure favors CuCl (g) while lower pressure favours Cu⁰ gas. The tabulated thermodynamic data for gaseous Cu and CuCl (e.g., JANAF or IVTAN) show K_{eq} for the Cu – CuCl reaction decreases (i.e., the ΔG° of reaction is less negative) with increasing temperature; hence at otherwise constant conditions Cu is favoured at higher temperature. Figure 12 shows the pressure dependence of the CuCl/Cu ratio at 2000 K for the BSE – steam atmosphere model of Fegley et al (2016). This model uses a CuO_{0.5} activity coefficient of 3.5 based on Wood and Wade (2013) and Holzheid and Lodders (2001); Fegley et al (2016) describe other details of the calculations, which consider chemical equilibrium in the magma, between gas and magma, and in the gas phase. Figure 12 shows that the 1:1 ratio occurs at ~ 1.25 bar with Cu dominant at lower pressures and CuCl dominant at higher pressures. The position of the 1:1 ratio will be different for this steam atmosphere model at different temperatures. It will also be different in gas mixtures of different composition, e.g., terrestrial volcanic gases, or the outgassed atmosphere on a heated planetesimal, because the Cl-bearing gas speciation and thus the Cl₂ fugacity will be different. But the general behaviour – CuCl favoured at higher P and lower T and Cu favoured at lower P and higher T will be the same. Thus we expect Cu volatility at lower pressures/high temperatures is mainly due to its evaporative loss as Cu⁰ while Cu volatility at higher pressures/low temperatures involves CuCl gas.

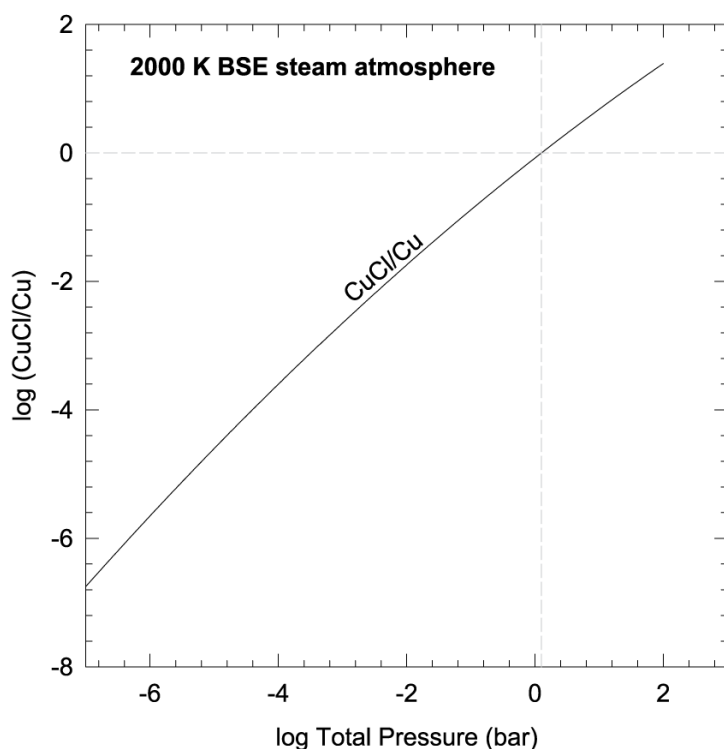


Fig. 12. The CuCl/Cu molar ratio in the gas phase is plotted as a function of total pressure at 2000 K for the BSE – steam atmosphere model of Fegley et al (2016). The chemical equilibrium calculations are described in their paper. The CuCl/Cu ratio is unity at ~ 1.25 bar total pressure. Higher pressure and lower temperature favour CuCl while lower pressure and higher temperature favour monatomic Cu gas. See the text for a detailed discussion. Subsequent figures in this section are for the same model.

3.3. Calculations in a multicomponent gas mixture

Before continuing with another example we return to the Cl₂ fugacity and explain what it represents. This discussion is analogous to that given by Lodders (2003) for condensation calculations in the solar nebula. The partial pressure sum for chlorine in a multicomponent gas mixture – be it a volcanic gas,

steam atmosphere on the early Earth, or an outgassed atmosphere on a planetesimal – is given by a mass balance equation such as

$$P_{\Sigma Cl} = X_{\Sigma Cl} P_T = (P_{Cl} + P_{HCl} + P_{NaCl} + P_{KCl} + P_{CuCl} + \dots) \quad (39)$$

$$+ 2(P_{Cl_2} + P_{MgCl_2} + P_{FeCl_2} + \dots) + 3(P_{CrCl_3} + \dots) + 4(P_{Mn_2Cl_4} + \dots) + \dots$$

This mass balance equation can be rewritten in terms of the Cl_2 fugacity and the equilibrium constants for forming each gas from its constituent elements in their reference states, and the thermodynamic activities and fugacities of other elements combined with Cl in gases

$$P_{\Sigma Cl} = (f_{Cl_2})^{1/2} \left[\left(K_{Cl} + K_{HCl} f_{H_2}^{1/2} + K_{NaCl} a_{Na} + K_{KCl} a_K + K_{CuCl} a_{Cu} + \dots \right) \quad (40) \right.$$

$$+ 2f_{Cl_2}^{1/2} (K_{Cl_2} + K_{MgCl_2} a_{Mg} + K_{FeCl_2} a_{Fe} + \dots) + 3f_{Cl_2} (K_{CrCl_3} a_{Cr} + \dots)$$

$$\left. + 4f_{Cl_2}^{3/2} (a_{Mn}^2 K_{Mn_2Cl_4} + \dots) + \dots \right]$$

The actual mass balance sum contains as many Cl-bearing gases as are in the thermodynamic database of the code used to do the computations; typically several hundred Cl-bearing gases are considered. The equation above shows that chlorine chemistry is coupled to that of all other elements in the gas and the nonlinear system of mass balance equations for Cl and all other elements included in the computations must be solved iteratively. The Cl_2 fugacity used to calculate Figure 12 is the value computed from such a mass balance equation and takes into account the distribution of Cl between all Cl-bearing gases in the steam atmosphere model of Fegley et al (2016). For example, Figures 15-24 in their paper show the more abundant Cl-bearing gases, which include NaCl, HCl, KCl, $(NaCl)_2$, $MgCl_2$, $FeCl_2$, $NiCl_2$, and $CaCl_2$; however many more Cl-bearing gases are in the partial pressure sum but are not abundant enough to appear in the figures in Fegley et al (2016).

Analogous considerations apply to the hydrogen, oxygen, fluorine, and sulfur fugacities in complex gas mixtures. In each case the elemental fugacity (f_{H_2} , f_{O_2} , f_{F_2} , f_{S_2}) is a fundamental variable that is computed from the mass balance expressions and chemical equilibrium abundances of all gases containing each element. For example, Table 4 below shows elemental fugacities from the computer calculations of Fegley et al (2016) for a BSE – steam atmosphere model (at 2000 K and one bar total pressure). The BSE composition was taken from Palme and O'Neill (2014) in their computations.

Table 4. Illustrative elemental fugacities for key volatiles (2000 K, one bar) steam atmosphere

f_{H_2}	f_{O_2}	f_{F_2}	f_{S_2}	f_{Cl_2}
9.02×10^{-2}	4.74×10^{-6}	6.00×10^{-18}	1.29×10^{-3}	4.16×10^{-10}

3.4. Zn-bearing gases

Zinc chemistry is analogous to that of copper, but there are no spectroscopic observations of zinc compounds in terrestrial volcanic gases. Chemical equilibrium calculations for terrestrial volcanic gases from several different volcanoes (Symonds et al. 1987; Quisefit et al. 1989; Symonds and Reed 1993; Churakov et al. 2000; Wahrenberger et al. 2002; Renggli et al. 2017) predict Zn is the major species at higher temperatures while ZnCl_2 is the major species at lower temperatures. Churakov et al (2000) give the transition temperature between these two species as 1223 K for their calculations modelling Kudryavy fumarolic gases.

The formation of ZnCl_2 from monatomic Zn gas occurs via the reaction



The equilibrium constant for this reaction, again assuming ideality for the gases, is

$$K_{(41)} = \frac{P_{\text{ZnCl}_2}}{P_{\text{Zn}} f_{\text{Cl}_2}} \quad (42)$$

Upon rearranging the equilibrium constant expression we see the ZnCl_2/Zn molar ratio is proportional to total pressure at otherwise constant conditions,

$$\frac{X_{\text{ZnCl}_2}}{X_{\text{Zn}}} = K_{(41)} X_{\text{Cl}_2} P_T \quad (43)$$

This equation shows higher pressure favours ZnCl_2 while lower pressure favours monatomic zinc. The thermodynamic data for gaseous ZnCl_2 show it becomes less stable relative to Zn^0 at higher temperature. Figure 13 shows that the 1:1 ratio occurs at ~ 890 bar with Zn dominant at lower pressures and ZnCl_2 dominant at higher pressures. The behaviour of the Zn – ZnCl_2 pair is analogous to that of the Cu – CuCl pair; the chloride is dominant at higher pressure and lower temperature and the monatomic gas dominates at lower pressure and higher temperature. Our calculations, those from the volcanic gas models cited earlier, and the evaporation studies reviewed in section 2 all imply that Zn volatility is governed by its evaporative loss as Zn^0 .

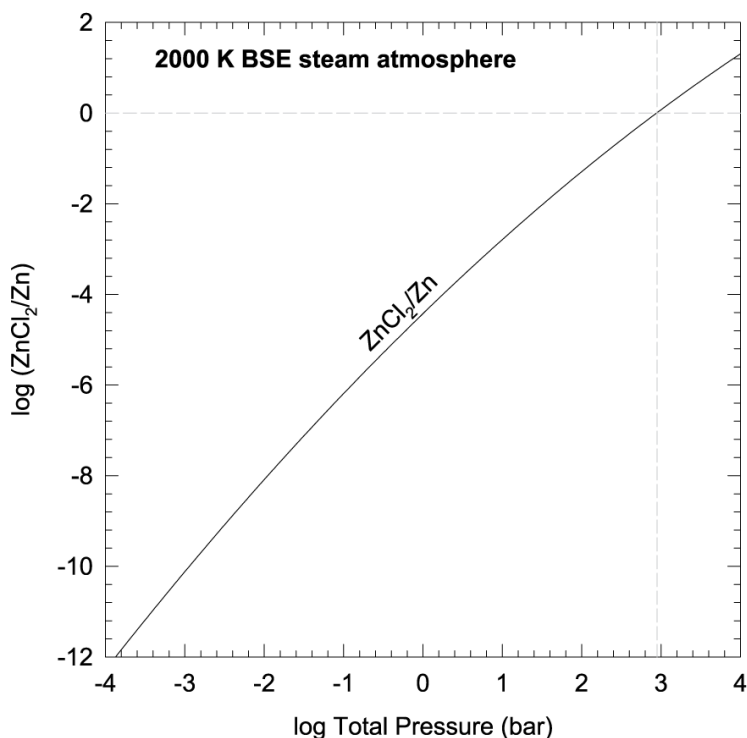
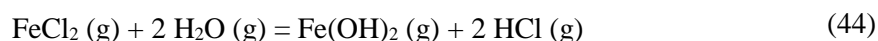


Fig 13. The ZnCl_2/Zn molar ratio in the gas phase is plotted as a function of total pressure at 2000 K for the same steam atmosphere model shown in Fig. 9. The ZnCl_2/Zn ratio is unity at ~ 890 bar. Higher pressure and lower temperature favour ZnCl_2 while lower pressure and higher temperature favour monatomic Zn gas. See the text for a detailed discussion.

3.5. Factors governing the stability of gas species

Table 5 illustrates several trends as a function of pressure, temperature and composition. The columns for the solar nebula and H-chondrites are taken from our calculations for solar nebula condensation and ordinary chondrite metamorphism (Lodders 2003; Schaefer and Fegley 2010). The volcanic gas column is from published calculations (Symonds et al., 1992 – Augustine, Churakov et al., 2000, Wahrenberger et al., 2002 – Kudravy and Symonds and Reed, 1993 – Mt. St. Helens) and the ferrobalt column is based on the Langmuir vaporisation experiments of Sossi et al. (2016). As shown in Table 5, the alkalis, Ag, Ga, In and Tl behave analogously to Cu; the chloride is dominant at higher pressure and lower temperature while the monatomic gas is dominant at lower pressure and higher temperature. Figure 14 shows Mn chemistry is like that of Zn but with the interesting complication that with decreasing pressure under otherwise constant conditions the major gas changes from MnCl_2 to MnCl to Mn. Volcanic gas chemical equilibrium calculations from the literature show several other elements (Bi, Cr, Fe, Mo, Pb, Sb) may exist as chlorides at one bar pressure and temperatures of 1143 – 1213 K (see Table 5). These trends are easily understood using the same reasoning as described above for the Cu – CuCl and Zn – ZnCl_2 equilibria.

Iron gas phase chemistry (see Table 3) exemplifies the competition between halide and hydroxide gases. (Hastie 1975, pp. 68-73) showed the relative abundances of halide and hydroxide gases in steam – rich systems with HCl and HF are controlled by exchange equilibria such as



The equilibrium constant expression for this reaction is

$$K_{(44)} = \frac{P_{Fe(OH)_2}}{P_{FeCl_2}} \left(\frac{P_{HCl}}{P_{H_2O}} \right)^2 \quad (45)$$

We can rearrange this to show that the hydroxide/chloride molar ratio is independent of the total pressure but varies with the square of the H₂O/HCl molar ratio in the gas

$$\frac{X_{Fe(OH)_2}}{X_{FeCl_2}} = K_{(44)} \left(\frac{X_{H_2O}}{X_{HCl}} \right)^2 \quad (46)$$

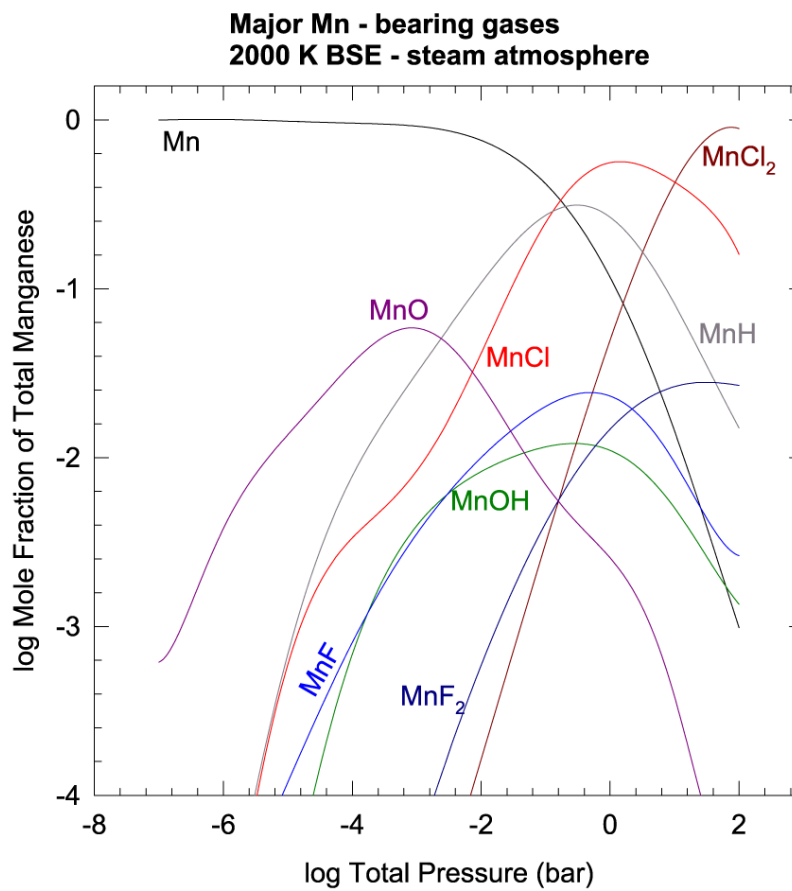


Fig 14. The speciation of manganese is plotted as a function of total pressure at 2000 K for the same steam atmosphere model shown in Fig. 9. The major Mn-bearing gas shifts from MnCl₂ to MnCl to Mn with decreasing pressure. Higher pressure and lower temperature favour the Mn chloride gases while lower pressure and higher temperature favour monatomic Mn gas.

Similar competition between halide and hydroxide gases was calculated to be important for Al, Ca, K, and Na in the steam atmosphere models of Fegley et al (2016). As pointed out by Pokrovski et al. (2013), thermodynamic data may be lacking for trace elements that readily undergo gas phase hydrolysis (notably the Group VI metals), such that the full spectrum of gaseous species may not be

represented in these calculations for H₂O-rich volcanic vapours. However, the monatomic gases are expected to be the major forms of Fe, K, and Na in the solar nebula (Table 5). Indeed, at high temperatures (>1200 K) even in volcanic vapours with high fS_2 and fCl_2 , the monatomic gases (noted above) and oxide species (*e.g.* Group VI metals, As, Sb) begin to replace their chloride- and hydrated equivalents, respectively (see discussion in Churakov et al. 2000). The experiments of Sossi et al. (2016) notably lack major volatile species, thereby simplifying chemical equilibria in the gas phase by lowering the stability of these –OH, –Cl and S-bearing species observed in volcanic vapours (Table 5). At low pressures (≤ 1 bar), these molecules are either sparingly soluble in silicate melts (Cl, Carroll and Webster 1995; Webster 1997; H₂O, Dixon et al. 1995) and/or highly volatile (S, Cl, F, H) that they may be near-absent in degassing magmas at high temperatures at low pressures, leaving O₂ as the major volatile species. Such conditions are likely found on heated planetesimals, on which the escape velocities are too low to retain an atmosphere comprised of light elements, such as H, C, or S, resulting in confining pressures of <1 bar. Under these conditions complex halide or sulfide gases are predicted to be absent; indeed, the major gas species inferred from the experiments of Sossi et al. (2016) are the monatomic gases (the alkalis, Zn, Cd, Ag, Pb, Cu, Fe, Mn and Ga), though notably some have stable di- or trioxide species (CrO₂, MoO₃), while others form monoxides at fO_2 close to air (LiO, GaO, PbO). Their vaporisation behaviour in these volatile-poor systems mirrors that observed for lower-temperature volcanic gases; monatomic gases tend to form chlorides (*e.g.*, alkalis, Cu, Zn), oxide species are hydrated (*e.g.*, H₂CrO₂) and gas species of divalent chalcophile elements such as GeO and PbO substitute O²⁻ with S²⁻ (GeS, PbS).

Table 5. Speciation of major gases at these conditions.

Element	Solar nebula, 1500 K, 10 ⁻⁴ bar	H-chondrite, 1500 K, 10 ⁻⁴ bar	Volcanic gas 1143 - 1213 K, 1 bar	Anhydrous ferrobalt (Sossi et al., 2016), 1573- 1823 K, 1 bar
Ag	Ag	Ag	Ag ⁸ , (AgCl) ⁸	Ag
As	As	AsS	AsS ^{5,7,8} , AsO ⁷	-
Au	AuS ¹	AuS	AuS ⁸	-
Bi	Bi	Bi	Bi ⁶⁻⁸ , (BiS ^{5,6} , BiCl ⁵)	-
Br	HBr	NaBr	HBr ⁵⁻⁸	-
Cd	Cd	Cd	Cd ^{5,7,8}	Cd
Cl	HCl	NaCl	HCl ⁵⁻⁸	-
Cr	Cr	Cr	CrO ₂ Cl ₂ ⁵ , CrO ₂ H ₂ ⁷	CrO ₂
Cs	Cs ²	Cs	CsCl ^{7,8}	Cs ⁹
Cu	Cu	Cu	CuCl ⁵⁻⁸	Cu
F	HF	NaF	HF ⁵⁻⁸	-
Fe	Fe	Fe	Fe(OH) ₂ ⁶⁻⁸ , (FeCl ₂) ^{5,7}	Fe
Ga	Ga	GaF ³	GaCl ^{6,7}	GaO, Ga
Ge	GeS	GeS	GeS ⁷	GeO
H	H ₂	H ₂	H ₂ O ⁵⁻⁸	-
I	I	NaI	-	-
In	In	In	InCl ^{6,7}	-
K	K	K	KCl ⁵⁻⁸	K
Li	Li	-	LiCl ^{5,7}	Li, LiO
Mn	Mn	Mn	MnCl ₂ ^{5,7,8}	Mn
Mo	Mo	-	H ₂ MoO ₄ ⁶⁻⁸ , (MoO ₂ Cl ₂) ⁵	MoO ₃
Na	Na	Na	NaCl ⁵⁻⁸	Na
O	CO ⁴	CO	H ₂ O ⁵⁻⁸	-
P	PO	P ₄ O ₆	-	-
Pb	Pb	PbS	PbS ⁶⁻⁸ , (PbCl ₂) ⁵	PbO, Pb
Rb	Rb	Rb	RbCl ^{7,8}	Rb
S	H ₂ S	S ₂	SO ₂ ⁵⁻⁸	-
Sb	Sb	SbS	SbS ^{5,7,8} , SbO ⁷ , (SbCl ₃) ⁵	-
Se	Se	SeS	H ₂ Se ⁸	-
Sn	SnS	SnS	SnS ^{6,7}	-
Te	Te	Te	Te ⁸	-
Tl	Tl	Tl	TlCl ^{6,7}	-
Zn	Zn	Zn	Zn ^{7,8} , (ZnCl ₂) ⁵	Zn
log <i>f</i> O ₂	-18.06	-12.48	-12.58 to -10.93	-10 to -0.67

¹Au is about half as abundant as AuS.²If thermal ionisation is considered, Cs⁺ is major Cs gas.³GaOH is almost as abundant as GaF.⁴CO/H₂O ~ 0.86 at this P and T.⁵Symonds et al. 1992, Augustine (log *f*O₂ = -12.58 ; T = 1143 K)⁶Wahrenberger et al. 2002, Kudryavy (log *f*O₂ = -10.99 ; T = 1173 K)⁷Churakov et al. 2000, Kudryavy (log *f*O₂ = -10.93 ; T = 1213 K)⁸Symonds and Reed 1993, Mt. St. Helens (log *f*O₂ = -11.39 ; T = 1203 K)⁹Kreutzberger et al., 1986Gas species that are more stable at lower temperature and/or high Cl₂ fugacity are shown in brackets.

4.0. Volatility during planetary formation

4.1. Overview

Chondritic (undifferentiated) meteorites are currently assumed to provide the best estimate for the bulk composition of the rocky planets. The CI carbonaceous chondrites are particularly useful, as they have relative abundances of rocky elements identical to solar photospheric abundances of these elements. Thus the elemental composition of the solar nebula is given by elemental abundances from CI chondrites and from the Sun (e.g., see Lodders 2003, 2008 and references therein for the details).

However, basaltic rocks and remote sensing measurements show that rocky bodies of the inner solar system, in addition to other chondrites, are depleted in MVEs (Dreibus and Wanke 1985; Palme et al. 1988; Mittlefehldt and Lindstrom 1990; Barrat et al. 2000; Ruzicka et al. 2001; O'Neill and Palme 2008). Element depletion is quantified by normalising a volatile element to a refractory, lithophile element (typically Mg). This ratio is then divided by the same quantity in CI chondrites:

$$f_E = \frac{E_x/Mg_x}{E_{CI}/Mg_{CI}} \quad (47)$$

This exercise is performed for each element, E in a given planetary body, x . It has been the convention in cosmochemistry for 50 years (Larimer 1967) to plot these elemental depletion factors (f_E) against their nebular half-condensation temperatures⁶, T_c (Fig. 15). The mid-plane pressure in the inner solar nebula is $\approx 10^{-4}$ bars and conditions are highly reducing (fO_2 is 10^7 times more reducing than Iron-Wüstite, IW-7; Rubin et al 1988; Grossman et al. 2008). The moderately volatile elements, have T_c between the main components (Mg, Fe, Si, $T_c \approx 1320$ K) and FeS (660 K).

Quantitative condensation of a moderately volatile element occurs over a narrow range of <100 K (e.g., Lodders 2003). Should MVE abundances simply reflect nebular condensation temperatures, then the final temperature of accretion of chondrite components should sharply discriminate between those elements whose T_c is higher than that of last equilibration with the gas phase (fully condensed) from those with lower T_c , which reside entirely in the gas phase (as recognised by Larimer, 1967). Rather, MVEs in chondritic meteorites vary monotonically with nebular condensation temperature, and tend to flatten out in the most volatile ($T_c < 650$ K), as noted by Wolf et al. (1980) and expanded upon by Humayun and Cassen (2000). This feature implies two superimposed processes i) the depletion of volatile elements in chondrites according to their condensation temperatures above 650 K and ii) mixing of a second component with its full complement of volatile elements in proportions that are sufficient to elevate the abundances of the highly volatile elements, but not to affect the trend of the moderately volatile elements (see also Anders 1964). The two physical reservoirs for these components are likely manifest in chondrules (volatile-depleted) and matrix (volatile-rich), see

⁶ T_c is the temperature at which half the mass of an element is calculated to condense in the solar nebula

Grossman and Larimer (1974). Despite large variations in the chemistry of individual chondrules (e.g., Zanda 2004), the compositions of bulk chondrites are remarkably constant, arguing for complementarity of the two components (Bland et al. 2005; Hezel and Palme 2010; Friend et al. 2017).

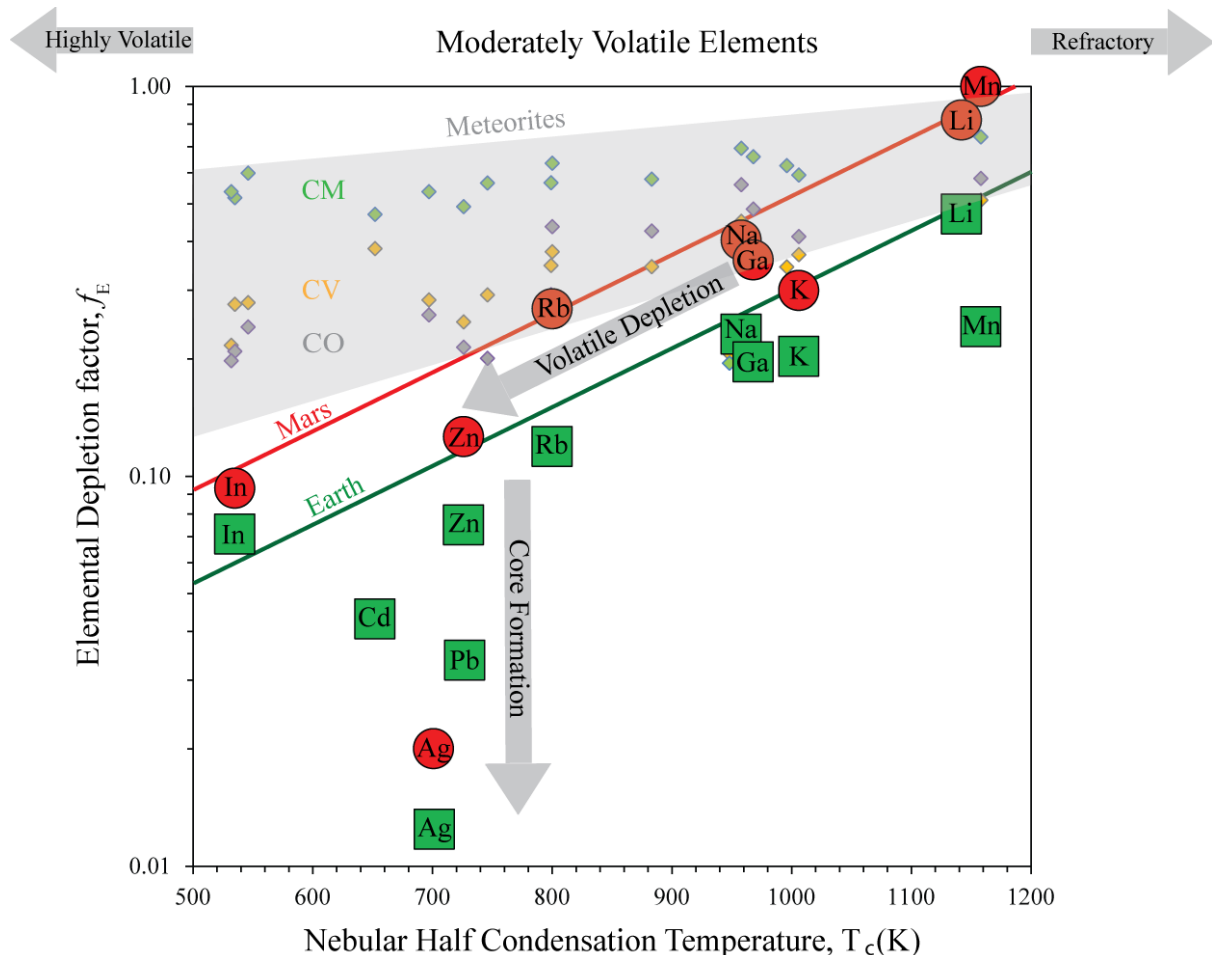


Fig 15. Depletion factors (f_E) of moderately-volatile elements in the Earth (Palme and O'Neill 2014; green squares), Mars (Dreibus and Wänke 1985; red circles) and carbonaceous chondrites; CM, CV and CO classes (Wasson and Kallemeyn 1988). Elements are plotted as a function of their nebular half-condensation temperatures, T_c (K) from Lodders (2003) except Ag (Kiseeva and Wood 2015). The trends labelled 'Mars' and 'Earth' are defined by abundances of elements that do not partition into metal, delineated by the 'volatile depletion' arrow. Depletion in Zn, Pb, Cd and Ag, is caused by 'core formation'.

Although, to a first order, elemental abundances in rocky bodies are correlated with nebular condensation temperatures (e.g., Humayun and Cassen, 2000), in detail this picture becomes blurred. This may be due to each planet accreting different amounts of higher temperature (volatile-depleted) and lower temperature (volatile-rich) material in its feeding zone (e.g., see Barshay, 1981 or the discussion of his modelling in Moynier and Fegley, 2015), though the exact mechanisms remain uncertain. On the planetary scale if we consider only thermal escape (neglecting important non-thermal escape processes (see Tables 7.1, 7.2 of Chamberlain & Hunten 1987) that are very difficult

to model), atmospheric loss from a body is described in two regimes; Jeans escape (Jeans, 1916) and hydrodynamic escape (Parker, 1960). Jeans escape assumes a Maxwell-Boltzmann distribution of particles, in which the escape flux is:

$$\left(\frac{dm}{dt}\right)_J = n \left(\frac{2k_B T}{\pi m}\right)^{\frac{1}{2}} (1 + \lambda_{esc}) e^{-\lambda_{esc}} \quad (48)$$

where n is the particle number density, m the molar mass of the particle, and λ_{esc} is the escape parameter, the ratio of the thermal velocity of the particles to the escape velocity of the body, v_{esc} ($= [2GM_{\text{body}}/r]^{1/2}$):

$$\lambda_{esc} = \frac{mv_{esc}^2}{2k_B T}. \quad (49)$$

When the mean thermal velocity of the Maxwell-Boltzmann distribution of particles begin exceed the escape velocity of the planet (*i.e.*, $\lambda_{esc} < 1$; Genda and Abe, 2003), the condition for hydrodynamic escape is met. Here, Equation (49) simplifies and the flux (kg/s) of atmosphere loss of a particle is given by the product of its density, surface area and the thermal velocity of the particle:

$$\left(\frac{dm}{dt}\right)_H = 4\pi r^2 \rho v. \quad (50)$$

The very old Pb and Sr isotope ages for eucrites and angrites (e.g., Amelin 2008; Hans et al. 2013) suggest at least some of the accreted material was differentiated and depleted in MVEs, either in the solar nebula or by these atmosphere escape mechanisms. From a mechanistic standpoint, equilibrium between the gas phase and the liquid is not mandated during gas-condensed phase interaction, and may depend on the scale at which the exchange occurs. Thus, whether the operative process of volatile depletion occurred at equilibrium or was kinetic in nature remains unconstrained. Add to this the difficulty in assessing the degree of volatile depletion experienced by differentiated bodies due to the dual siderophile/chalcophile nature of many MVEs (see Palme et al. 1988), the origin of volatile element depletion is poorly understood. Indeed, a clear departure of chalcophile elements relative to lithophile elements with similar condensation temperatures is observed in terrestrial samples (*e.g.*, Ag and Pb; Schönbächler et al. 2010; Wood and Halliday 2010), implying that core formation also plays a role.

A possible solution to this paradox is the changing locus of volatile depletion with time. The relevance of nebular condensation temperatures is inherently rooted to the conditions of the solar nebula (*i.e.*, that present during the formation of chondrites; and even then there are variations, *e.g.*, Schaefer and Fogley, 2010). However, planetary formation is more protracted (up to 100 My; Kleine et al. 2009; Jacobson and Morbidelli 2014), long after the dispersion of the nebular gas, which likely occurred within 5 My of the solar system's formation (Dauphas and Chaussidon 2011) but may have

taken longer, perhaps up to 30 My based on astronomical observations of circumstellar disk dissipation (Cameron 1995). Thereafter, the volatility behaviour of the elements are no longer bound to their nebular condensation temperatures, because the conditions under which evaporation occurs is markedly different in the post-nebular realm.

4.2. Planetary Bodies

Collisions between two embryonic planets, for example between the proto-Earth and a Mars-sized planetesimal thought to have resulted in the formation of the Moon, are highly energetic, reaching temperatures of ≈ 6000 K (*e.g.* Melosh 1990; Cameron and Benz 1991; Canup 2004; Nakajima and Stevenson, 2014; Lock and Stewart 2017). Such temperatures not only far exceed those present in the solar nebula (< 2000 K for any reasonable nebular pressure), but they lead to extensive melting, as they surpass the low-pressure peridotite liquidus (≈ 2000 K) and cause vaporisation of silicate material (*e.g.*, see the discussion in section 6.3.5 of Fegley and Schaefer 2014). Computational models that minimise the Gibbs free energy of both liquid and vapour species for major elements (Fegley and Cameron 1987; Schaefer and Fegley 2004a; Visscher and Fegley 2013) show that the composition of the gas evolved from molten peridotite (> 3000 K) is dominated by SiO vapour, though Na predominates between 1800 – 3000 K, yielding oxygen fugacities $10^7\times$ more oxidising than that of the nebular gas (Visscher and Fegley, 2013; Fig. 16). Furthermore, the total pressure exerted by the gas increases with temperature as the partial pressures of gas species increase, reaching 10 bar, orders of magnitude higher than in the solar nebula, 10^{-4} bar (Fig. 16).

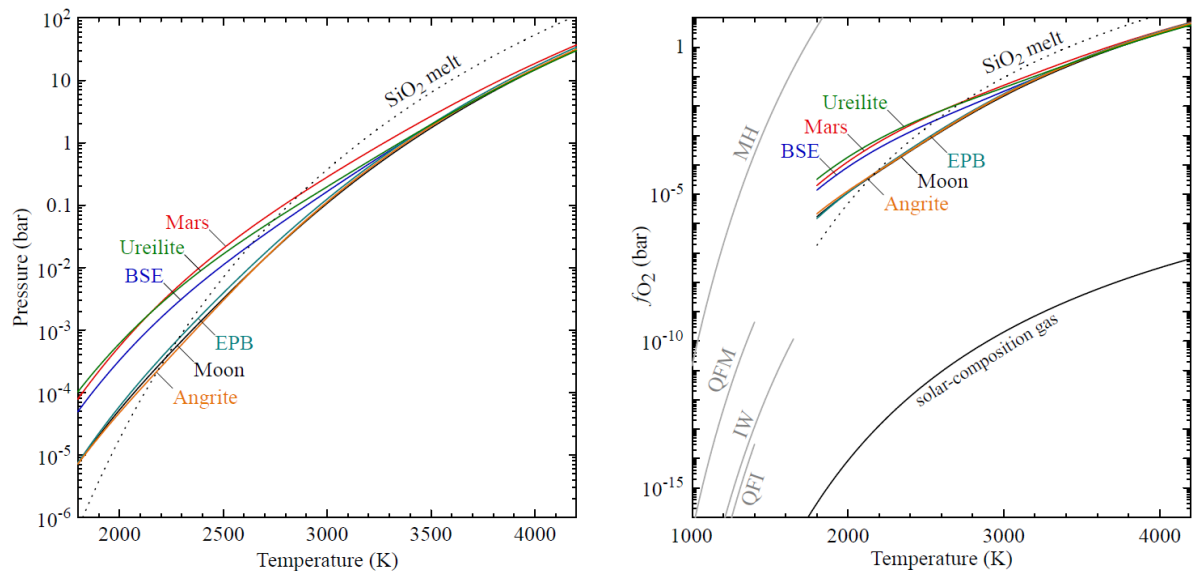
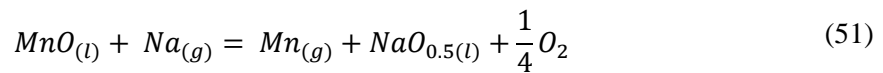


Figure 16: Evolution of the a) total pressure and b) oxygen fugacity as a function of temperature (in K) upon evaporation of planetary mantles of their own composition. Reproduced from Visscher and Fegley (2013).

As illustrated by experimental work (section 2.0.), the order of element volatility must change in response to the different thermodynamic conditions. To this end, a recent push has seen the use of

certain element pairs that should be sensitive to volatility under various conditions in order to help to distinguish between nebular and post-nebular volatile loss. Among the first was the study of O'Neill and Palme (2008) who exploited the lithophile behaviour of Mn and Na (though Mn becomes weakly siderophile at high pressures and temperatures; Mann et al. (2009), to demonstrate that all small planetary bodies had undergone post-nebular volatile loss (Fig. 17). This conclusion is reached on the basis of their super-chondritic Mn/Na ratios. Manganese and Na are similarly volatile under nebular conditions (*cf.* the constancy of Mn/Na in chondrites with variable volatile depletion, monitored by the Mn/Mg ratio), but Na becomes relatively more volatile than Mn at more oxidised conditions:



Equation (51) is a combination of the $n = 1$ reaction for Na evaporation, and an $n = 2$ reaction for Mn evaporation. As such, a preferential loss of Na relative to Mn, normalised to chondritic values, must result from an increase in $f\text{O}_2$ relative to nebular conditions. Sitting conspicuously on the nebular array is the bulk silicate Earth (Fig. 17). An Mn/Mg ratio that is lower than any chondrite group firstly suggests that Earth is more volatile depleted than any other group (providing only minor Mn was lost to the core; Geßmann and Rubie 1998; Mann et al. 2009; Siebert et al. 2018). A chondritic Mn/Na implies that Mn and Na were similarly volatile during their depletion from Earth. This behaviour only occurs at very low $f\text{O}_2$, restricted to those found in the solar nebula, a conclusion supported by short-lived (3.7 My) Mn-Cr isotope system, in which the Earth falls on the isochron defined by chondritic meteorites (Moynier et al. 2007; Trinquier et al. 2008; see Palme and O'Neill 2014 for a discussion).

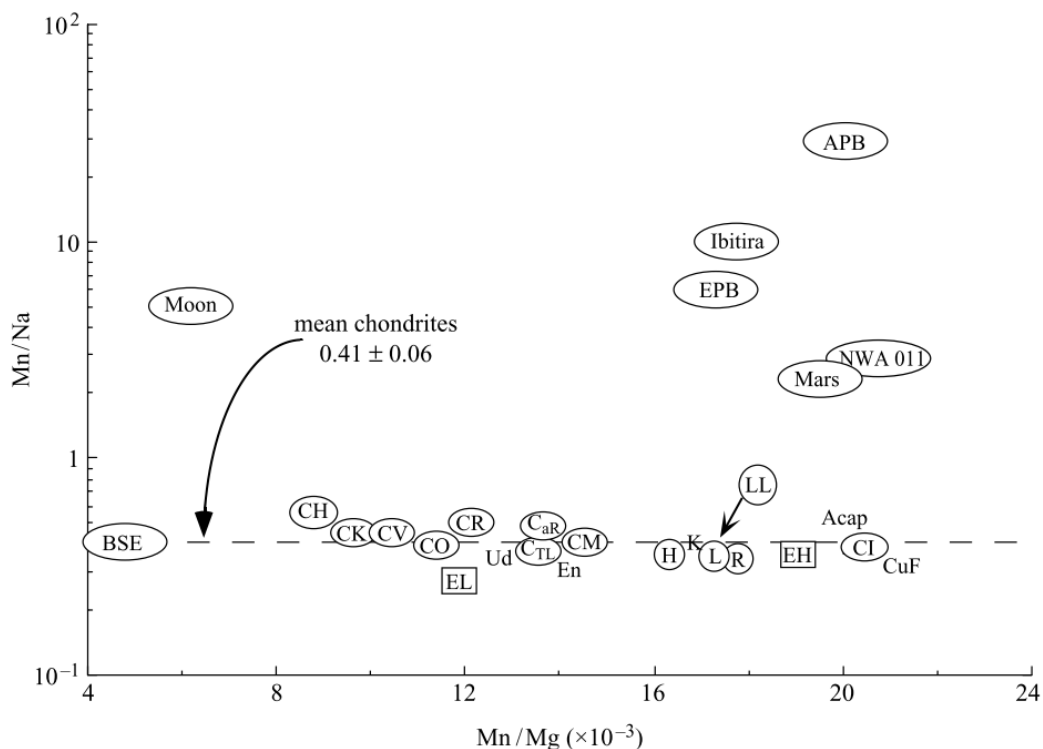


Fig. 17. The Mn/Na vs. Mn/Mg ratio of planetary bodies (reproduced from O'Neill and Palme 2008). The Mn/Mg ratio tracks the degree of volatile depletion, with no effect of fO_2 . Mn/Na ratios increase as a function of volatile depletion if the fO_2 is higher than that of the solar nebula. That Mn/Na is constant in chondrites suggests that they were similarly volatile in the solar nebula. As the Earth plots on the chondritic array, its volatile depletion was inferred to have been nebular.

4.3. The Earth

The view that Earth's moderately volatile element budget was set in the solar nebula has been debated for some time (e.g., Ringwood 1966, 1979) and was recently challenged again by Norris and Wood (2017). They find that the depletion of moderately volatile elements is better correlated with their volatilities during evaporation from a silicate melt at IW-1 than it does with nebular condensation temperatures. Three elements that are notable in this assessment are Zn, In and Cd, as their relative abundances are difficult to reconcile with core formation and nebular condensation temperatures. In an earlier study, this led Wang et al. (2016) to conclude that the Earth is non-chondritic. Their associated f_E are 0.075, 0.071 and 0.043 (Palme and O'Neill, 2014) and calculated T_c are 726 K, 535 K and 650 K, respectively. Extrapolating the trend of f_E vs. T_c for lithophile volatile elements (Fig. 5 of Wang et al., 2016), yields expected f_E for Zn of 0.08; 0.06 for Cd and 0.035 for In. This observation may suggest the calculated condensation temperature of In is too low. Indeed, the CI- and Mg-normalised Zn/In ratio in carbonaceous chondrites is unity (0.96 ± 0.06 ; Wasson and Kallemeyn 1988), implying that In and Zn have similar volatilities in the solar nebula. This view extends to more oxidising conditions and higher pressures, as supported by the volatilities inferred from Norris and Wood (2017), where Zn is slightly more volatile than In (see Fig. 9), citing the lack of S-bearing species that stabilise $In_2S_{(g)}$ in the solar nebula. The key message is, if Zn and In depletion occurred exclusively by volatility, their depletion factors in the Earth should be very similar, as is observed.

Experimental studies show that element partitioning between silicate liquid and metal is ordered in the sequence $D = 1 \approx Zn < Cd \approx In = 10$ (Ballhaus et al. 2013; Wood et al. 2014; Wang et al. 2016); suggesting that core formation *i*) would deplete In to a significantly greater extent than Zn (which is not observed) and *ii*) would not appreciably fractionate Cd/In ratios. This, together with the observation that Zn and Cd have chondritic stable isotope ratios in the BSE (Wombacher et al. 2008; Sossi et al. 2018) and that they remain relatively impervious to other mass transfer processes during planetary formation such as collisional erosion (Carter et al. 2018) or partial melting (Witt-Eickschen et al. 2009), suggests that the abundances of these three elements should largely reflect fractionation attributed to volatility during Earth's formation, where (least volatile) $In \approx Zn < Cd$ (most volatile).

A departure from the canonical condensation temperature sequence was noted for the alkali elements by Jones and Palme (2000). In their treatment, a better correlation was found between f_E and the square-root of their masses (Fig. 18a) than with T_c (Fig. 18b). This correlation holds relatively well across other weakly-siderophile MVEs, however, in detail, large discrepancies are apparent. For example, Ag (0.026) is more depleted than In (0.071), and Zn (0.075) and Ga (0.17) despite the

heavier mass of the latter element of each pair, especially considering that Ga and In are more siderophile than Zn and Ag, respectively. Jones and Palme (2000) tentatively attributed this broad dependence on the square root of the mass to indicate the controlling influence of a transport process, namely Jeans escape, on the abundances of MVEs. For a Maxwell-Boltzmann distribution of kinetic energies, particles in a hot atmosphere will have mean velocities equal to:

$$\bar{v} = \sqrt{\frac{2RT}{M}}, \quad (52)$$

where R is the gas constant, T the absolute temperature and M the molar mass. Where this velocity exceeds v_{esc} , volatile loss occurs. As such, lighter particles should be preferentially lost relative to heavier ones proportional to $M^{-0.5}$, the inverse of what is observed. Rather, the depletions in alkalis are positively correlated with the experimental results of Kreuzberger (1986), where the volatility sequence is, from least to most volatile, $\text{Na} < \text{K} < \text{Rb} < \text{Cs}$ (section 2.2.4., Fig. 7). As volatile depletion in their experiments is controlled by their equilibrium partial pressures in the gas phase, so too do these depletions in the Earth likely reflect the same control at some stage of its evolution.

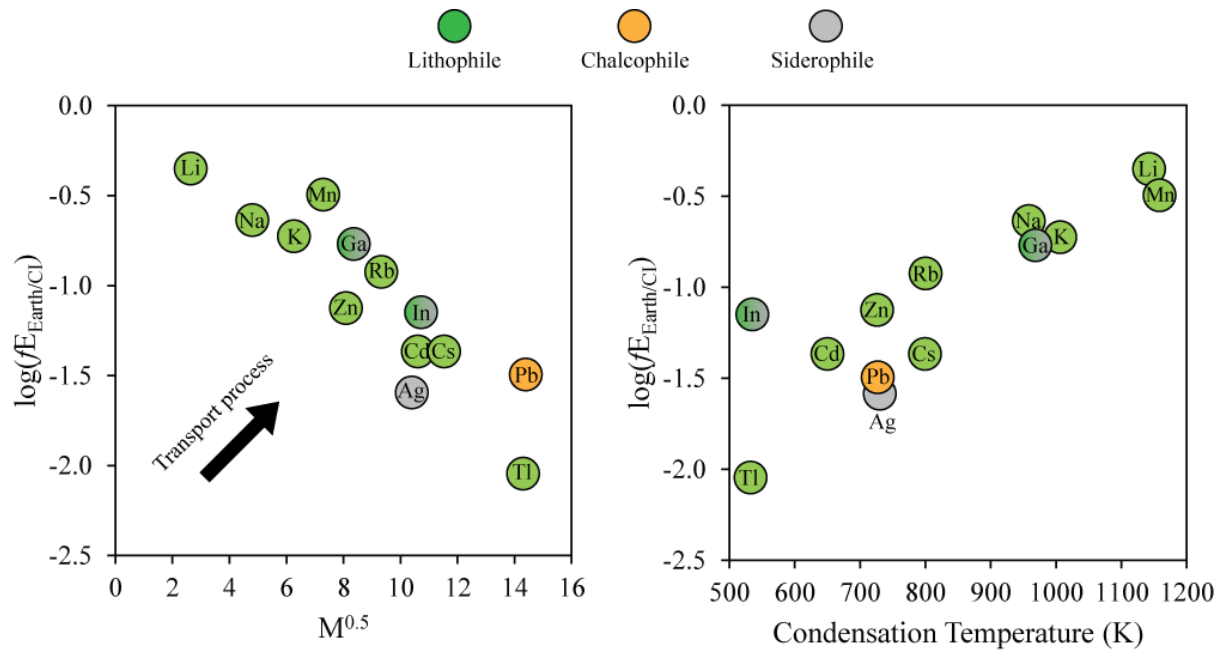


Fig. 18. *Cl- and Mg-normalised elemental abundances (f_E) in the Earth's primitive mantle (Palme and O'Neill, 2014), as a function of a) the square root of their atomic mass (arrow denotes fictive trend for loss controlled by a transport process) and b) nebular condensation temperature (Lodders, 2003) and, Ag, (Kiseeva and Wood 2015). Green = lithophile; orange = chalcophile, grey = siderophile.*

Whether volatile depletion on Earth was the result of gas-condensed phase interaction in the solar nebula or later during planetary formation, and to what degree equilibrium was attained, may be edified by ongoing experimental and isotopic work. The emerging picture from numerical modelling suggests that escape velocities for the Earth (11.1 km/s) are prohibitively large for thermal escape to

occur. Indeed, even for hydrodynamic escape, which results from dissociation of H₂O in a hot Earth-Moon disk after a giant impact (Genda and Abe 2003; Desch and Taylor 2013), the escape of volatiles is retarded by their necessity to diffuse through a medium dominated by heavier molecules (*e.g.*, SiO_(g), Na_(g), NaCl_(g), see section 3.0.) apparently rendering their loss by this mechanism ineffectual (Nakajima and Stevenson 2018). Nevertheless, proto-lunar disk models are still in flux and Gammie et al. (2016) argue “a hot magnetized disk could drive bipolar outflows that remove mass and angular momentum from the Earth – Moon system”. Furthermore, Genda and Abe (2005) argue for enhanced atmospheric loss on the early Earth if oceans were present when impacts took place. Depending on which models are correct, post-nebular volatile loss by evaporation from silicate melts may be restricted to smaller planetesimals where escape velocities are lower (Charnoz and Michaut 2015; Hin et al. 2017). Alternatively, the Earth’s MVE depletion was inherited from its constituents that had already lost volatiles in the solar nebula (O’Neill and Palme 2008; Dauphas et al. 2015; Sossi et al. 2016).

4.4. The Moon and Vesta

Two such small, volatile depleted bodies are found in the form of the Moon and Vesta, which have radii of 1737 km and 263 km, respectively. Both bodies are volatile depleted and these depletions have some similarities (Fig. 19), but differ in detail (*e.g.*, Dreibus and Wänke 1979, 1980, 2001; O’Neill 1991; Ruzicka et al. 2001). Jochum and Palme (1990) argued that the consistent K/La, Rb/Sm, Cs/U element correlations in eucrites would not be present if evaporative loss of alkalis occurred during volcanism or thermal metamorphism. A similar argument was presented for the lunar mare basalts (see Gooding and Muenow, 1976), meaning that volatile depletion is a widespread characteristic of both bodies and likely occurred during their accretion. Several MVEs are depleted to similar extents in the two bodies (Fig. 19). Although reliable data on the composition of the bulk silicate Moon and Vesta are scarce, f_E appears to exhibit a log-linear decrease with decreasing T_c (Fig. 19). Clues on the nature of volatile metal depletion on Vesta may be found by considering the extent of alkali metal depletion. As per the Earth, alkalis are depleted on Vesta in the sequence Na < K < Rb < Cs; with $f_E = 0.07, 0.07, 0.01, \text{ and } 0.007$, respectively. This therefore implies a strong control of equilibrium partial pressures of alkali species in determining the volatile abundances of Vesta, rather than any transport process. This conclusion is in line with the small size of Vesta (263 km radius), and associated escape velocity of 0.36 km/s. Heating of rocky material to minimum temperatures of 1000 K at 10⁻³ bar to liberate alkali metals (*e.g.*, Margrave, 1967) yields mean particle velocities, Equation (52), of between 0.96 km/s (Na) to 0.40 km/s (Cs), meaning all alkali thermal velocities exceed the contemporary escape velocity of Vesta. Lodders (1994) discussed thermal loss of alkalis during planetary accretion and modelled alkali loss (as MOH gas, M = Li to Cs) as a function of the ratio of escape/thermal velocities, showing loss by Jeans escape would occur in the sequence of Li > Na > K > Rb > Cs (most volatile but heaviest species), the opposite to that observed. Thus, earlier in its

accretion history, heating of the Vestan mantle was likely associated with immediate loss of volatile metals proportional to their partial pressures.

The larger size of the Moon ($r_{\text{Moon}} = 1737$ km; $v_{\text{esc}} = 2.38$ km/s), and its different abundance pattern of volatile metals suggest other processes may have been at play. In detail, lunar volatile metal depletion is characterised by a ‘step-wise’ pattern, where three groups define plateaus in a T_c vs. f_E plot (Fig. 19). The weakly volatile elements, $T_c > 1000$ K, (Li, Mn) have $f_E \approx 0.4$, the moderately volatile, $700 < T_c$ (K) < 1000 with $f_E \approx 0.02$ and the highly volatile $T_c < 700$ K with $f_E \approx 0.0005$. Alkali metals on the Moon show a near-constant CI-, Mg-normalised depletion of 0.02, in disagreement with their partial vapour pressures. This feature is also observed for the so-called ‘highly-volatile’ elements at $f_E \approx 0.0005$, Ag, Bi, Br, Cd, In, Sb, Sn, Tl and Zn, again with little dependence on their anticipated volatilities (Wolf and Anders 1980; O’Neill 1991; Taylor et al. 2006). Why the Moon should exhibit such a distinctive step-wise depletion pattern has not yet been understood, below several mechanisms are explored.

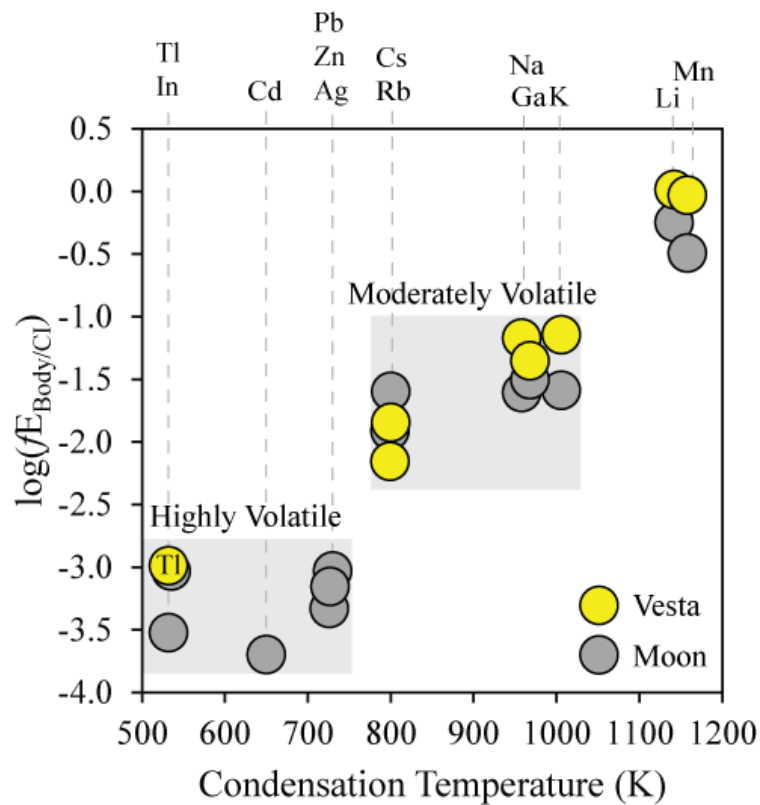
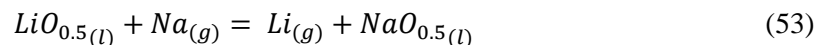


Fig. 19. CI-, Mg-normalised depletion factors (f_E) of volatile metals in the Moon (grey) and Vesta (yellow) as a function of condensation temperature. Trace element abundances from Taylor and Wieczorek (2014), Tl, Cd, Cs, Rb, K and O’Neill (1991), Li, Mn, Na, Ga, Zn, Pb, In for the Moon and Ruzicka et al. (2001) for Eucrites. To calculate mantle composition incompatible element abundances (all except Li, Mn, Zn) were multiplied by $L_{\text{PM}}/L_{\text{AE}}$, where $L_{\text{AE}} = 3.35$ ppm (Eucrite), with $L_{\text{PM}} = 0.683$ ppm. Condensation temperatures from Lodders (2003) save for Ag (Kiseeva and Wood, 2015).

That Cs and Rb are not as impoverished in the Moon as might be expected from equilibrium partial pressures relative to other alkali metals has been recognised previously (Kreutzberger et al. 1986; O’Neill 1991; Jones and Palme 2000). O’Neill (1991) considered that this anomalous behaviour may be due to the addition of a small fraction (4%) of H-chondrites to the Moon, which are also relatively rich in alkali metals compared to other MVEs (e.g., Wasson and Kallemeyn). The abundances of HVEs (Zn, Tl, Ag, etc.) are an order of magnitude lower than the alkalis and, in this model, also

reflect the H-chondrite contribution. A similar ‘chondritic veneer’, though this time with C-chondrites, was invoked by Wolf and Anders (1980) to explain the near-chondritic relative proportions of these highly volatile elements.

A ‘double-depletion’ scenario is favoured by Taylor et al. (2006), in which the timing of the Moon’s volatile depletion may have occurred in two stages. This hypothesis is grounded on a striking feature of lunar volatile depletion; it closely parallels that of the Earth (Ringwood and Kesson 1977; Taylor et al. 2006, their Fig. 1). Such depletion is taken as evidence for the inheritance of alkali metals from the Earth’s mantle, or from the impactor, characterising the first stage of volatile loss. An early alkali depletion event is signalled by the similar composition of BABI⁷ and the earliest lunar rocks (*e.g.*, Carlson and Lugmair 1988; Edmunson et al. 2009; Hans et al. 2013). Volatile depletion was then punctuated by a second event, presumably related to a giant impact, in which vapour loss occurred at a single threshold temperature of ≈ 1000 K, resulting in minimal accretion of elements present in the vapour (principally the highly volatile elements). A similar scenario had already been envisaged by O’Neill, 1991, exploiting the observation that, relative to the Earth’s mantle, Na falls to 1/10th of its initial abundance in the Moon, whereas its neighbouring alkali metal, Li, is essentially undepleted. Satisfying this constraint using thermodynamic data, for which the reaction may be written:



yields temperatures of ≈ 1400 K, lest Li is lost to greater than 10% for 90% Na loss (see Appendix 2 of O’Neill, 1991). However, this assumes that solid LiAlSi₂O₆ (in clinopyroxene) and NaAlSi₃O₈ (in albite), approximate their components in a silicate melt (Ghiorso and Sack, 1995). According to these studies, it is argued that volatile depletion on the Moon was a low-temperature phenomenon occurring at a certain threshold temperature.

Canup et al. (2015), through dynamical and chemical models, provide a mechanism for the Moon’s formation that evolves naturally to a state resulting in a wholesale loss of volatiles by incomplete condensation at a certain temperature. In their model, the Moon accretes initially rapidly (<1 yr) from material outside the Roche limit⁸ at 2.6 Earth radii. Over the subsequent 10² yr, tidal shearing of hot (>2500 K) silicate material in the inner disk causes it to spread beyond the Roche limit and accrete to the nascent Moon. As such, in the model, the Roche limit represents a natural threshold that dictates the temperature at which volatile elements are lost, though as the study treats only Zn, K and Na, it is unknown as to whether this process results in step-wise lunar MVE depletion. In contrast to the earlier estimates cited above, Canup et al (2015) predict higher temperatures, ≈ 2500 -3000 K, depending on the total atmospheric pressure (typically several bar). Their work used a P – T profile based on the

⁷ Basalt Achondrite Best Initial

⁸ The Roche limit describes the closest distance to a planetary body beyond which its gravitational pull is so weak so as to allow condensed material to coalesce into a second body under its own gravity.

vapour pressure of pure molten silica but also used the MAGMA code, which considers activity coefficients for Zn, Na, K, and major elements in the melt, to compute volatility of Zn, Na, and K from molten peridotite. Further work is needed to include Li, Rb, Cs, other MVE, halogens, water, and sulfur in the MAGMA code. Calculations with other codes give results in the same temperature range for the same total pressures (Petaev et al. 2016; Fegley and Lodders 2017). Furthermore, they show that these complex melts, though their individual components probably evaporate congruently, vaporise incongruently until an azeotropic composition is reached (Heyrman et al 2004; Petaev et al 2016; Fegley and Lodders 2017; Lock et al 2018). Whether these models hold for a non-canonical disk, in which the majority of the disk's mass already lies beyond the Roche limit (Nakajima and Stevenson 2014), or in a magnetised disk (Gammie et al. 2016) is yet to be assessed.

It is clear that the use of a single parameter (*e.g.*, $M^{-0.5}$ or condensation temperature) fails to capture the entire complexity in describing the abundances of MVEs in planetary bodies. Instead, a combined approach is required that involves thermodynamic modelling to constrain temperatures, pressures and fugacities of major volatile species (O_2 , Cl_2 , S_2) during gas-vapour exchange, together with dynamical modelling that places constraints on the physical processes that moderate volatile escape.

Conclusions

Quantitative understanding of the conditions (pressure, temperature, composition) and processes (style of vaporisation/condensation, volatile escape mechanism, equilibrium *vs.* kinetic) that produced the chemical signatures observed in planetary materials necessitates the application of appropriate thermodynamic data. To this end, this chapter describes:

- At equilibrium, evaporation reactions of oxides and oxide components may either occur congruently, in which the M/O ratio in the gas is the same as that in the condensed phase, or incongruently, in which the $M/O_{\text{condensed}} \neq M/O_{\text{gas}}$. For congruent vaporisation, these reactions may also be associative (with identical speciation in both) or dissociative, where the condensed component decomposes into two or more species. These components in complex silicate melts likely evaporate congruently, though the bulk liquid does so incongruently until reaching an azeotrope.
- A treatment is outlined for equilibrium thermodynamic calculations for evaporation reactions using existing data on pure oxides. Despite the accessibility of thermodynamic data for simple systems, their application to complex, multicomponent systems, requires knowledge of the activity coefficient of the species in the appropriate phase.
- Techniques for measuring equilibrium vapour pressures and thermodynamic quantities are briefly described, and comprise Knudsen cell effusion, torsion effusion, and transpiration methods, in which the partial pressures of vapour species are measured or characterised by

mass spectrometry, spectroscopic techniques, or by momentum and/or weight loss or –gain. Newer approaches include thermodynamic modelling and *ab-initio* calculations.

- Table 1 compiles the equilibrium speciation of metal-bearing gas species observed above $\text{MO}_x(\text{s}, \text{l})$ phases for ~ 80 oxides, and serves as an indication for their behaviour in more complex systems.
- Studies reporting thermodynamic data of metal oxides in binary-, ternary- and multicomponent silicate systems, with an emphasis on vapour-pressure measurements are summarised. For reference, a table showing approximate ranges of 28 MO_x activity coefficients in multicomponent (>3) silicate melts is presented.
- Experimental data is reviewed for the evaporation of metal oxides in natural silicate systems, namely basaltic material and olivine, with the aim of quantifying the volatilities of the major silicate components, which are broadly $\text{K} \geq \text{Na} > \text{Fe}, \text{Mn} > \text{Cr}, \text{Mg}, \text{SiO} > \text{Al}, \text{Ca}, \text{Ti}$. The oxygen fugacity ($f\text{O}_2$) of the vapour phase above natural silicate material is close to the Fayalite-Magnetite-Quartz buffer and its influence on element volatility is discussed.
- The condition for kinetic or ‘Langmuir’ evaporation is presented, and the applicability of the Hertz-Knudsen-Langmuir (HKL) equation to quantify evaporation processes in experiments is evaluated. Providing caveats such as temperature gradients between the gas and the condensed phase are considered, the HKL equation can provide accurate descriptions of vapour pressures above silicate melts at high temperatures, although equilibrium methods are preferred and further testing is required.
- Experimental techniques that deal with kinetic vaporisation are usually performed in a furnace under vacuum or with a continual flow of gases that buffer $f\text{O}_2$, and, in contrast to equilibrium techniques, volatilities are calculated from the fraction remaining in the condensed phase or by target collection.
- Evaporation of major elements from solids may be congruent (forsterite) or incongruent (olivine, plagioclase) and is reviewed in more detail in Nagahara (this volume).
- Alkali metals have very low activity coefficients in silicate melts that decreases their equilibrium partial pressures compared to those expected from pure alkali oxides. Their activity coefficients ($\text{Li} > \text{Na} > \text{K} > \text{Rb} > \text{Cs}$) are inversely proportional to their volatilities ($\text{Cs} > \text{Rb} > \text{K} > \text{Na} > \text{Li}$). Therefore, even though $\text{K}_2\text{O}(\text{s})$ is more volatile than $\text{Na}_2\text{O}(\text{s})$, Na and K are similarly volatile from silicate melts and $\gamma\text{NaO}_{0.5}$ and $\gamma\text{KO}_{0.5}$ are sensitive to composition.
- Evaporation of elements from a silicate melt at fixed pressure and temperature is controlled by the $f\text{O}_2$. This can be understood by the congruent evaporation of metal oxides and their speciation in the gas- and condensed phase. Lower $f\text{O}_2$ increases the vapour pressure of the metal-bearing gas species if it is more reduced than in the condensed phase, and vice-versa.

Sossi et al. (2016) show how the speciation of the element in the gas phase can be calculated by analysis of the condensed phase as a function of fO_2 in Langmuir evaporation experiments. These authors also describe a method based on the HKL equation that allows for quantitative extraction of free energies of vaporisation and activity coefficients of metal oxides from silicate melts.

- The order of volatility during vaporisation of silicate melts is discussed and contrasted with volatilities expected in the solar nebula. Reasons for differences between the two regimes include *i*) higher total pressures in evaporation experiments such that equilibrium is between liquid-gas rather than solid-gas in the solar nebula; *ii*) differences in phases *e.g.*, silicate melt vs. minerals (feldspar, olivine, enstatite and Fe-Ni alloy) in the solar nebula and *iii*) the difference in the fugacity of volatile species (fO_2 , fS_2) in the gas that may stabilise different gas species (*e.g.*, CrO_2 , MoO_3 at high fO_2 and SnS and GeS at high fS_2).
- The presence of other volatile species, particularly S_2 , Cl_2 and H_2 in steam atmospheres above planetary bodies has the potential to complex metal-bearing gases. The effect of pressure is to increase the stability of the chloride species relative to the monatomic gas, where each ratio of $Zn/ZnCl_2$, $Cu/CuCl$, and $Mn/MnCl_x$ becomes unity at 890, 1.25 and 0.15 bar, respectively.
- The controls on the dominant speciation of 33 elements are contrasted in four different environments, between *i*) the solar nebula *ii*) an ordinary, H-chondrite composition, *iii*) terrestrial volcanic gases and *iv*) evaporation of an anhydrous ferrobasalt.
- Volatile element depletion in planetary materials is quantified by normalisation to a refractory lithophile element (typically Mg) and then to the same ratio in CI chondrites, whose abundances for all but the most volatile elements approximate those of the Sun. Although planetary volatile depletion broadly correlates with nebular half condensation temperatures, this volatility scale is suitable only for understanding condensation as it applies to a gas of solar composition under canonical nebular conditions.
- By contrast, planetary bodies likely experienced volatile depletion at conditions distinct from those extant in the solar nebula. This is expected from results of equilibrium calculations of atmospheric compositions above planetary mantles that are dominated by Na below 3000 K and SiO above (compared to H_2 in the solar nebula), and edified by the superchondritic Mn/Na ratios of small planetary bodies that reflect more oxidising conditions, with the notable exception of Earth.
- The Bulk Silicate Earth's abundances of Cd, In and Zn likely reflect their volatility rather than core formation, and suggest that the volatility of In is lower than supposed given its nebular half condensation temperature. A negative correlation between element abundance of moderately volatile elements and $M^{0.5}$ for the Earth show that a transport process (such as

Jeans or Hydrodynamic escape) cannot have been responsible for their depletion, likely due to its high escape velocity.

- The Moon and Vesta are more strongly depleted in moderately volatile elements than the Earth, and is likely a global feature of both bodies. The loss of alkalis on Vesta in concert with their equilibrium partial pressures ($Cs > Rb > K > Na > Li$) points to a quantitative loss of the vapour due to the inability of Vesta to retain an atmosphere due to its small size.
- A step-wise depletion pattern is observed for the Moon, in which weakly volatile, moderately volatile, and highly volatile elements define plateaus of Mg, CI-normalised abundances of 0.4, 0.02 and 0.0005, respectively. Possible explanations for this pattern include inheritance from the Earth and an additional depletion event at 1100 K ('double depletion'); depletion at low temperatures (≈ 1400 K) and addition of a small amount (4%) of H-chondrite; or a high-temperature, high-pressure depletion event at 2500 – 3000 K.

Acknowledgments

P.A.S. is grateful to the European Research Council under the Horizon 2020 framework grant #637503 (Pristine), and thanks Hugh O'Neill, Stephan Klemme, Nate Jacobson, Julien Siebert and Frédéric Moynier for discussions. B.F. acknowledges support by NASA Grant NNX17AC02G (XRP Program), NSF Astronomy Program Grants AST-1412175 and AST-1517541, thanks Dick Henley, Nate Jacobson, and Katharina Lodders for useful discussions, and thanks the staff of the Interlibrary Loan Service (ILL) of the Washington University Libraries for their superb support of his research work. We are grateful to Trevor Ireland, Nate Jacobson, Dick Henley, Penny King and an anonymous reviewer for far-reaching and comprehensive reviews on numerous aspects of this chapter that ultimately led to a much-improved contribution.

Reference List

- Ackermann RJ, Chang AT (1973) Thermodynamic characterization of the U_3O_{8-z} phase. *J Chem Thermo* 5:873–890.
- Ackermann RJ, Gilles PW, Thorn RJ (1956) High-temperature thermodynamic properties of uranium dioxide. *J Chem Phys* 25:1089–1097.
- Ackermann RJ, Rauh EG (1963) A thermodynamic study of the tungsten-oxygen system at high temperatures. *J Phys Chem* 67:2596–2601.
- Ackermann RJ, Rauh EG (1971a) A high temperature study of the stoichiometry, phase behavior, vaporization characteristics, and thermodynamic properties of the lanthanum + oxygen system. *J Chem Thermo* 3:445–460.
- Ackermann RJ, Rauh EG (1971b) A high temperature study of the stoichiometry, phase behavior, vaporization characteristics, and thermodynamic properties of the cerium + oxygen system. *J Chem Thermo* 3:609–624.
- Ackermann RJ, Rauh EG (1973) High-temperature properties of the Th-O system: revision of thermodynamic properties of ThO(g) and ThO₂(g). *High Temp Sci* 5:463–473.
- Ackermann RJ, Rauh EG, Alexander CA (1975) The thermodynamic properties of ZrO₂ (g). *High Temp Sci.* 7:304–316.
- Ackermann RJ, Rauh EG, Chandrasekharaiah MS (1969) A thermodynamic study of the urania – uranium system. *J Phys Chem* 73:762–769.
- Ackermann RJ, Rauh EG, Thorn RJ, Cannon MC (1963) A thermodynamic study of the thorium – oxygen system at high temperatures. *J Phys Chem* 67:762–769.
- Ackermann RJ, Rauh EG, Walters RR (1970) Thermodynamic study of the system yttrium + yttrium sesquioxide. A refinement of the vapor pressure of yttrium. *J Chem Thermo* 2:139–149.
- Ackermann RJ, Tetenbaum M (1980) High-temperature vaporization behavior of oxygen-deficient thoria. In *Thermodynamics of Nuclear Materials 1979*, vol I, IAEA, Vienna, pp. 29–43.
- Ackermann RJ, Thorn RJ (1961) Vaporization of oxides. In *Progress in Ceramic Science* vol I, Oxford, NY, pp. 39–88.
- Ackermann RJ, Thorn RJ, Alexander C, Tetenbaum M (1960) Free energies of formation of gaseous uranium, molybdenum, and tungsten trioxides. *J Phys Chem* 64:350–355.
- Ackermann RJ, Thorn RJ, Winslow GH (1961) Systematic trends in vaporization and thermodynamic properties. *Planet Space Sci* 3:12–23.
- Ackermann RJ, Thorn RJ, Winslow GH (1967) Some fundamental aspects of vaporization. In: Margrave JL (ed) *The Characterization of High Temperature Vapors*. John Wiley & Sons, Inc., New York, N.Y., pp 427–452.
- Alcock CB, Hooper GW (1960) Thermodynamics of the gaseous oxides of the platinum-group metals. *Proc R Soc Lond A* 254:551-561.
- Alcock CB, Peleg M (1967) Vaporization Kinetics of Ceramic Oxides at Temperatures around 2000°C. *Trans Br Ceram Soc* 66:217–232.
- Alexander CA, Ogden JS, Levy A (1963) Transpiration study of magnesium oxide. *J Chem Phys* 39:3057–3060.
- Altman RL (1963) Vaporization of magnesium oxide and its reaction with alumina. *J Phys Chem* 67:366-369.

- Amelin Y (2008) U–Pb ages of angrites. *Geochim Cosmochim Acta* 72:221–232.
- Ames LL, Walsh PN, White D (1967) Rare earths. IV. Dissociation energies of the gaseous monoxides of the rare earths. *J. Phys. Chem.* 71:2707-2718.
- Ammann M, Hauert R, Burtscher H, Siegmann HC (1993) Photoelectric charging of ultrafine volcanic aerosols: detection of Cu (I) as a tracer of chlorides in magmatic gases. *J Geophys Res Solid Earth* 98:551–556.
- Anders E (1964) Origin, age, and composition of meteorites. *Space Sci Rev* 3:583–714.
- Anthrop DF, Searcy AW (1964) Sublimation and Thermodynamic Properties of Zinc Oxide. *J Phys Chem* 68:2335–2342. doi: 10.1021/j100790a052
- Asano M, Nakagawa H (1989) Vaporization of lithium metasilicate in a graphite Knudsen cell. *J Nucl Mater* 161:190–196.
- Asryan NA, Alikhanyan AS, Nipan GD (2003) Specifics of Sublimation of Antimony Oxides. *Dokl Phys Chem* 392:221–226. doi: 10.1023/A:1025776803970
- Baedecker PA, Schaudy R, Elzie JL, et al (1971) Trace element studies of rocks and soils from Oceanus Procellarum and Mare Tranquillitatis. In: *Proceedings of the Second Lunar Science Conference*. pp 1037–1061
- Balducci G, Maria GD, Guido M, Piacente V (1971) Dissociation Energy of FeO. *J Chem Phys* 55:2596–2598.
- Bale CW, Chartrand P, Degterov SA, et al (2002) FactSage thermochemical software and databases. *Calphad* 26:189–228.
- Ballhaus C, Laurenz V, Münker C, et al (2013) The U/Pb ratio of the Earth’s mantle—A signature of late volatile addition. *Earth Planet Sci Lett* 362:237–245. doi: 10.1016/j.epsl.2012.11.049
- Banchornruevaku W, Matsui T, Naito K (1985) Vaporization study of V₂O₃ and two-phase mixture of V₂O₃ and VO by mass spectrometric method. *Thermochim Acta* 88:301–306.
- Banchornruevaku W, Matsui T, Naito K (1986) Vaporization Study on Vanadium Monoxide and Two-Phase Mixture of Vanadium and Vanadium Monoxide by Mass-Spectrometric Method. *J Nuc Sci Tech* 23:602–611.
- Barrat JA, Blichert-Toft J, Gillet P, Keller F (2000) The differentiation of eucrites: The role of in situ crystallization. *Meteoritics* 35:1087–1100.
- Barshay SS (1981) Combined Condensation-Accretion Model of the Terrestrial Planets. PhD thesis, Department of Earth and Planetary Sciences, Massachusetts Institute of Technology, pp. 62.
- Bart G, Ikramuddin M, Lipschutz ME (1980) Thermal metamorphism of primitive meteorites-IX. On the mechanism of trace element loss from Allende heated up to 1400° C. *Geochim Cosmochim Acta* 44:719–730. doi: 10.1016/0016-7037(80)90161-1
- Beckett JR (2002) Role of basicity and tetrahedral speciation in controlling the thermodynamic properties of silicate liquids, part 1: The system CaO-MgO-Al₂O₃-SiO₂. *Geochim Cosmochim Acta* 66:93–107.
- Behrens RG, Mason CFV (1981) A mass spectrometric investigation of the vaporization thermodynamics and vapor composition of cadmium oxide. *J Less-Common Met* 77:169–184. doi: 10.1016/0022-5088(81)90168-5
- Behrens RG, Rosenblatt GM (1972) Vapor pressure and thermodynamics of octahedral arsenic trioxide (arsenolite). *J Chem Thermo* 4:175–190.
- Behrens RG, Rosenblatt GM (1973) Vapor pressure and thermodynamics of orthorhombic antimony trioxide (valentinite). *J*

Chem Thermodyn 5:173–188. doi: 10.1016/S0021-9614(73)80077-1

- Belov GV, Iorish VS, Yungman VS (1999) IVTANTHERMO for Windows – Database on thermodynamic properties and related software. CALPHAD 23:173–180.
- Belov AN, Semenov GA (1979) Mass spectrometric determination of the temperature dependence of the pressure of gaseous oxides over thorium and zirconium dioxides. Russ J Phys Chem 53:1752–1755.
- Belov AN, Semenov GA (1985) Thermodynamics of binary solid solutions of zirconium, hafnium, and yttrium oxides from high – temperature mass spectrometry data. Russ J Phys Chem 59:342–344.
- Belov AN, Semenov GA, Teterin GA, Shkol'nikova TM (1987) Evaporation and thermodynamic properties of Sc_2O_3 and of $\text{ZrO}_2 - \text{Sc}_2\text{O}_3$ solid solutions according to high temperature mass spectrometry data I. Experimental. Russ J Phys Chem 61:464–468.
- Belton GR, Fruehan RJ (1967) The Determination of Activities by Mass Spectrometry. I. The Liquid Metallic Systems Iron-Nickel and Iron-Cobalt. J Phys Chem 71:1403–1409. doi: 10.1021/j100864a034
- Belton GR, Jordan AS (1965) The volatilization of molybdenum in the presence of water vapor. J Phys Chem 69:2065–2071.
- Belton GR, McCarron RL (1964) The volatilization of tungsten in the presence of water vapor. J Phys Chem 68:1852–1856.
- Belton GR, Richardson FD (1962) A volatile iron hydroxide. Trans Faraday Soc 58:1562–1572. doi: 10.1039/tf9625801562
- Benson SW (1960) The foundations of chemical kinetics. J Franklin Inst 269:248. doi: 10.1016/0016-0032(60)90305-7
- Berkowitz J, Chupka WA, Blue GD, Margrave JL (1959) Mass Spectrometric Study of the Sublimation of Lithium Oxide. J Phys 63:644–648. doi: 10.1021/j150575a002
- Berkowitz J, Chupka WA, Inghram MG (1957a) Thermodynamics of the V-O system: Dissociation energies of VO and VO_2 . J Chem Phys 27:87–90. doi: 10.1063/1.1743723
- Berkowitz J, Chupka WA, Inghram MG (1957b) Polymeric gaseous species in the sublimation of molybdenum trioxide. J Chem Phys 26:842–846. doi: 10.1063/1.1743722
- Berkowitz J, Chupka WA, Inghram MG (1957c) Polymeric gaseous species in the sublimation of tungsten trioxide. J Chem Phys 27:85–86. doi: 10.1063/1.1743722
- Berkowitz J, Chupka WA, Inghram MG (1957d) Thermodynamics of the Ti-Ti₂O₃ system and the dissociation energy of TiO and TiO₂. J Phys Chem 61:1569–1572.
- Berkowitz J, Meschi DJ, Chupka WA (1960) Heterogeneous reactions studied by mass spectrometry. II. Reaction of $\text{Li}_2\text{O}(\text{s})$ with $\text{H}_2\text{O}(\text{g})$. J Chem Phys 33:533–540.
- Berkowitz-Mattuck JB, Büchler A (1963) A transpiration study of lithium hydroxide. J Phys Chem 67:1386–1388.
- Berry AJ, O'Neill HSC, Scott DR, Foran GJ, Shelley JMG (2006) The effect of composition on $\text{Cr}^{2+}/\text{Cr}^{3+}$ in silicate melts. Am Mineral, 91:1901–1908.
- Björkqvall J, Sichen D, Seetharaman S (2000) Thermodynamic Description of 'FeO'-MgO-SiO₂ and 'FeO'-MnO-SiO₂ Melts - a Model Approach. High Temp Mat Proc 19:49–60.
- Bland PA, Alard O, Benedix GK, et al (2005) Volatile fractionation in the early solar system and chondrule/matrix

- complementarity. *Proc Natl Acad Sci USA* 102:13755–13760.
- Bodsworth C (1959) The activity of ferrous oxide in silicate melts. *J Iron Steel Inst* 193:13–24.
- Bond M, Struchtrup H (2004) Mean evaporation and condensation coefficients based on energy dependent condensation probability. *Phys Rev E - Stat Nonlin Soft Matter Phys* 70:061605. doi: 10.1103/PhysRevE.70.061605
- Borisov AA (2009) Influence of SiO₂ and Al₂O₃ on the activity coefficients of alkalis in melts: An experimental study. *Petrology* 17:579–590. doi: 10.1134/S0869591109060058
- Boss AP (1998) Temperatures in protoplanetary disks. *Annu Rev Earth Planet Sci* 26:53–80.
- Botor JP, Edwards JG (1985) Vaporization Chemistry and Thermodynamics of the MnS-In₂S₃ System by the Simultaneous Knudsen and Torsion-Effusion Method. *J Electrochem Soc* 132:229–235.
- Bottinga Y, Richet P (1978) Thermodynamics of liquid silicates, a preliminary report. *Earth Planet Sci Lett* 40:382–400.
- Boynton WV (1975) Fractionation in the solar nebula: condensation of yttrium and the rare earth elements. *Geochim Cosmochim Acta* 39:569–584.
- Boynton WV (1978) Rare-Earth Elements as Indicators of Supernova Condensation. *Lunar Planet Sci Conf IX*, pp 120–122.
- Brackett RA, Fegley B, Arvidson RE (1995) Volatile transport on Venus and implications for surface geochemistry and geology. *J Geophys Res* 100:1553–1563. doi: 10.1029/94JE02708
- Brewer L (1953) The Thermodynamic Properties of the Oxides and their Vaporization Processes. *Chem Rev* 52:1–75.
- Brewer L, Margrave J (1955) The Vapor Pressures of Lithium and Sodium Oxides. *J Phys Chem* 59:421–425. doi: 10.1021/j150527a010
- Brewer L, Mastick DF (1951) The stability of gaseous diatomic oxides. *J Chem Phys* 19:834–843. doi: 10.1063/1.1748392
- Brewer L, Porter RF (1954) A thermodynamic and spectroscopic study of gaseous magnesium oxide. *J Chem Phys* 22:1867–1877.
- Brewer L, Rosenblatt GM (1969) Dissociation energies and free energy functions of gaseous monoxides. In Eyring L (ed) *Advances in High Temperature Chemistry*, Elsevier BV, Amsterdam, 2:1–83.
- Brewer L, Searcy AW (1951) The gaseous species of the Al-Al₂O₃ system. *J Am Chem Soc* 73:5308–5314.
- Brittain RD, Lau KH, Hildenbrand DL (1982) Molecular species in the arsenic-oxygen system. *J Phys Chem* 86:5072–5075.
- Büchler A, Berkowitz-Mattuck JB (1963) Gaseous metaborates I. Mass-spectrometric study of the vaporization of lithium and sodium metaborates. *J Chem Phys* 39:286–291.
- Burnham AD, O'Neill HSC (2016) The effect of melt composition on mineral-melt partition coefficients: The case of beryllium. *Chem Geol* 442:139–147.
- Burns RP (1966) Systematics of the evaporation coefficient Al₂O₃, Ga₂O₃, In₂O₃. *J Chem Phys* 44:3307–3319. doi: 10.1063/1.1727229
- Burns RP, DeMaria G, Drowart J, Grimley RT (1960) Mass Spectrometric Investigation of the Sublimation of Molybdenum Dioxide. *J Chem Phys* 32:1363–1336. doi: 10.1063/1.1730922
- Burns RP, DeMaria G, Drowart J, Inghram MG (1963) Mass Spectrometric Investigation of the Vaporization of In₂O₃. *J*

Chem Phys 38:1035–1036. doi: 10.1063/1.1733761

- Byker HJ, Eliezer I, Howald RC, Ehlert TC (1979) Thermodynamic properties of potassium oxides. *High Temp Sci* 11:153–170.
- Cameron AGW (1995) The first ten million years in the solar nebula. *Meteorit Planet Sci* 30:133–161.
- Cameron AGW, Benz W (1991) The Origin of the Moon and the Single Impact Hypothesis IV. *Icarus* 92:204–216. doi: 10.1006/icar.1996.5642
- Canup RM (2004) Simulations of a late lunar-forming impact. *Icarus* 168:433–456. doi: 10.1016/j.icarus.2003.09.028
- Canup RM, Visscher C, Salmon J, Fegley Jr B (2015) Lunar Volatile Depletion Due To Incomplete Accretion Within An Impact-Generated Disk. *Nat Geosci* 8:1–6. doi: 10.1038/ngeo2574
- Caplan D, Cohen M (1961) The volatilization of chromium oxide. *J Electrochem Soc* 108:438–442.
- Carlson RW, Lugmair GW (1988) The age of ferroan anorthosite 60025: oldest crust on a young Moon? *Earth Planet Sci Lett* 90:119–130.
- Carmichael ISE, Nicholls J, Spera FJ, et al (1977) High-temperature properties of silicate liquids: applications to the equilibration and ascent of basic magma. *Phil Trans R Soc Lond A* 286:373–431.
- Carroll MR, Webster JD (1995) Solubilities of sulfur, noble gases, nitrogen, chlorine, and fluorine in magmas. In: Carroll MR, Holloway JR (eds) *Reviews in Mineralogy* vol. 30: Volatiles in Magmas. Mineralogical Society of America, pp 231–279
- Carter PJ, Leinhardt ZM, Elliott T, et al (2018) Collisional stripping of planetary crusts. *Earth Planet Sci Lett* 484:276–286.
- Cater DE (1970) Measurement of the Gross Equilibrium Vaporization Rate (Knudsen Methods). In: Rapp RA (ed) *Physicochemical Measurements in Metals Research*. Interscience Publishers, New York, N.Y., pp 21–94
- Chamberlain JW, Hunten DM (1987) *Theory of Planetary Atmospheres*, Academic Press, Orlando 2nd ed 481 pp.
- Chapman S, Cowling TG (1970) *The Mathematical Theory of Non-Uniform Gases*, 3rd edn. Cambridge University Press, Cambridge. pp 423.
- Charles RJ (1967) Activities in Li₂O-, Na₂O-, and K₂O-SiO₂ Solutions. *J Am Ceram Soc* 50:631–641.
- Charnoz S, Michaut C (2015) Evolution of the protolunar disk: Dynamics, cooling timescale and implantation of volatiles onto the Earth. *Icarus* 260:440–463. doi: 10.1016/j.icarus.2015.07.018
- Chase MW (1998) *NIST-JANAF Thermochemical Tables*, 4th Edition. American Chemical Society, Washington, D.C.
- Chastel R, Bergman C, Rogez J, Mathieu JC (1987) Excess thermodynamic functions in ternary Na₂O-K₂O-SiO₂ melts by Knudsen cell mass spectrometry. *Chem Geol* 62:19–29. doi: 10.1016/0009-2541(87)90053-2
- Chatillon C, Senillou C, Allibert M, Pattoret A (1976) High-temperature thermodynamical studies by a mass spectrometry device for measurements using multiple effusion cells. *Rev Sci Inst* 47:334–340.
- Chen C, Jahanshahi S (2010) Thermodynamics of arsenic in FeO_x-CaO-SiO₂ slags. *Metall Mater Trans B* 41B:1116–1174.
- Chervonnyi AD (2010) Composition of the gas phase over Al₂O₃ and the enthalpies of atomization of AlO, Al₂O, and Al₂O₂. *Russ J Inorg Chem* 55:556–559.

- Chervonnyi AD, Piven, VA, Kashireninov OE, Manelis GB (1977) Mass-spectrometric investigations of gas-phase equilibria over Al₂O₃ at high temperatures. *High Temp Sci* 9:99-108.
- Chipman J (1948) Metallic solutions. Activities in liquid metallic solutions. *Discuss Faraday Soc* 4:23-49.
- Chizhikov DM, Tsvetkov Y V., Kazenas EK (1971) Mass-spectrometric study of the dissociation of iron oxides. *Izv Akad Nauk SSSR Met* 3:55-61.
- Chizhikov DM, Tsvetkov YV, Kazenas EK, Tagirov VK (1972) Mass spectrometric study of the composition and vapor pressure of chromium oxide. *Russ J Phys Chem* 46:806-807.
- Chupka WA, Berkowitz J, Giese CF (1959) Vaporization of beryllium oxide and its reaction with tungsten. *J Chem Phys* 30:827-834. doi: 10.1063/1.1730053
- Chupka WA, Berkowitz J, Inghram MG (1957) Thermodynamics of the Zr – ZrO₂ system: The dissociation energies of ZrO and ZrO₂. *J Chem Phys* 26:1207-1210.
- Churakov SV, Tkachenko SI, Korzhinskii MA, et al (2000) Evolution of composition of high temperature fumarolic gasses from Kudryavy volcano, Iturup, Kuril Islands: the thermodynamic modeling. *Geochemistry Int* 38:436-451.
- Claasen A, Veenemans CF (1933) Dampfdruckbestimmungen von BaO, SrO, CaO and deren mischungen aus Verdampfungsgeschwindigkeitmessungen. *Z Physik* 80:342-351.
- Clapeyron B-PE (1834) Memoir sur la puissance motrice de la chaleur. *J L'Ecole R Polytech* 14:153-190.
- Colin R, Drowart J, Verhaegen G (1965) Mass-Spectrometric Study of the Vaporization of Tin Oxides. Dissociation energy of SnO. *Trans Faraday Soc* 61:364-1371.
- Cordfunke EHP, Meyer G (1962) The system iridium-oxygen I. Measurements on the volatile oxide of iridium. *Rec Trav Chim Pays-Bas* 81:495-504.
- Copland EH, Jacobson NS (2010) Measuring Thermodynamic Properties of Metals and Alloys With Knudsen Effusion Mass Spectrometry. NASA/TP-2010-216795, pp. 54.
- Costa GCC, Jacobson NS, Fegley B (2017) Vaporization and thermodynamics of forsterite-rich olivine and some implications for silicate atmospheres of hot rocky exoplanets. *Icarus* 289:42-55. doi: 10.1016/j.icarus.2017.02.006
- Cubicciotti D (1960) The equilibrium $2/3\text{Bi(l)} + 1/3\text{BiCl}_3\text{(g)} = \text{BiCl(g)}$ and the thermodynamic properties of BiCl gas. *J Phys Chem* 64:791-794.
- Cubicciotti D (1969) Some Thermodynamic Properties of the Thallium Oxides. *High Temp Sci* 1:11-17.
- Cubicciotti D (1970) The thermodynamics of vaporization of thallos oxide. *High Temp Sci* 2:213-220.
- Cubicciotti D, Keneshea FJ (1967) Thermodynamics of vaporization of thallic oxide. *J Phys Chem* 71:808-814.
- Darken LS, Gurry RW (1946) The System Iron-Oxygen. II. Equilibrium and Thermodynamics of Liquid Oxide and Other Phases. *J Am Chem Soc* 68:798-816.
- Dauphas N, Chaussidon M (2011) A Perspective from Extinct Radionuclides on a Young Stellar Object: The Sun and Its Accretion Disk. *Annu Rev Earth Planet Sci* 39:351-386. doi: 10.1146/annurev-earth-040610-133428
- Dauphas N, Poitrasson F, Burkhardt C, Kobayashi H (2015) Planetary and meteoritic Mg/Si and $\delta^{30}\text{Si}$ variations inherited from solar nebula chemistry. *Earth Planet Sci Lett* 427:236-248. doi: 10.1016/j.epsl.2015.07.008

- Davis AM, Grossman L (1979) Condensation and fractionation of rare earths in the solar nebula. *Geochim Cosmochim Acta* 43:1611-1632.
- Davis AM, Richter FM (2014) Condensation and Evaporation of Solar System Materials. In: Davis A (ed) *Treatise on Geochemistry*, Vol. 1, 2nd edn. Elsevier, pp 335–360
- DeMaria G, Balducci G, Guido M, Piacente V (1971) Mass spectrometric investigation of the vaporization process of Apollo 12 lunar samples. *Proc Second Lunar Sci Conf* 2:1367–1380.
- DeMaria G, Burns RP, Drowart J, Inghram MG (1960) Mass spectrometric study of gaseous molybdenum, tungsten, and uranium oxides. *J Chem Phys* 32: 1373–1377.
- DeMaria G, Piacente V (1969) Mass spectrometric study of rock that is like lunar surface material. *Rend Sc fis mat e nat* 47:525–536. doi: 10.1300/J108v05n03
- Delsemme A-H (1960) Spectroscopie de flammes volcaniques. *Bull des seances l'Academie R des Sci d'Outre-mer* 6:507–519.
- Desch SJ, Taylor GJ (2013) Isotopic mixing due to the interaction between the protolunar disk and the Earth's atmosphere. *44th Lunar Planet Sci Conf* 2566.
- Dingwell DB, O'Neill HSC, Ertel W, Spettel B (1994) The solubility and oxidation state of nickel in silicate melt at low oxygen fugacities: Results using a mechanically assisted equilibration technique. *Geochim Cosmochim Acta* 58:1967– 1974.
- Distin PA, Whiteway SG, Masson CR (1971) Thermodynamics and constitution of ferrous silicate melts. *Can Met Q* 10:73–78.
- Dixon JE, Stolper EM, Holloway JR (1995) An Experimental Study of Water and Carbon Dioxide Solubilities in Mid-Ocean Ridge Basaltic Liquids. Part I: Calibrations and Solubility Models. *J Petrol* 36:1607–1631. doi: 10.1093/oxfordjournals.petrology.a037268
- Dohmen R, Chakraborty S, Palme H, Rammensee W (1998) Solid-solid reactions mediated by a gas phase: An experimental study of reaction progress and the role of surfaces in the system olivine+iron metal. *Am Mineral* 83:970–984.
- Donaldson CH (1979) Composition changes in a basalt melt contained in a wire loop of Pt₈₀Rh₂₀: effects of temperature, time, and oxygen fugacity. *Mineral Mag* 43:115–119.
- Doyle CD (1988) Prediction of the activity of FeO in multicomponent magma from known values in [SiO₂-KAlO₂-CaAl₂Si₂O₈]-FeO liquids. *Geochim Cosmochim Acta* 52:1827–1834.
- Dreibus G, Wanke H (1985) Mars, A Volatile-Rich Planet. *Meteoritics* 20:367–381.
- Dreibus G, Wänke H (1979) On the Chemical Composition of the Moon and the Eucrite Parent Body and a Comparison with the Composition of the Earth; the Case of Mn, Cr, and V. In: *Lunar Planet Sci Conf* 10th. pp 315–317
- Dreibus G, Wänke H (1980) The Bulk Composition of the Eucrite Parent Asteroid and its Bearing on Planetary Evolution. *Zeitschrift für Naturforsch - Sect A J Phys Sci* 35:204–216. doi: 10.1515/zna-1980-0206
- Dreibus G, Wänke H (2001) Comment on: “Comparative geochemistry of basalts from the Moon, Earth, HED asteroid, and Mars: Implication for the origin of the Moon” by A. Ruzicka, G.A. Snyder, and L.A. Taylor (2001) *Geochim Cosmochim Acta* 65, 979-997. *Geochim Cosmochim Acta* 66:2631-2632.

- Drowart J, Colin R, Exsteen G (1965a) Mass-Spectrometric Study of Vaporization of Lead Monoxide. *Trans Faraday Soc* 61:1376–1383. doi: Doi 10.1039/Tf9656101376
- Drowart J, Coppens P, Smoes S (1969) Dissociation Energy of the Molecule TiO(g) and the Thermodynamics of the System Titanium–Oxygen. *J Chem Phys* 50:1046–1048
- Drowart J, De Maria G, Inghram MG (1960) Thermodynamic Study of Al₂O₃ Using a Mass Spectrometer. *J Chem Phys* 32:1366–1372. doi: 10.1063/1.1744646
- Drowart J, Degreve F, Verhaegen G, Colin R (1965b) Thermochemical Study of the Germanium Oxides Using a Mass Spectrometer. *Trans Faraday Soc* 61:1072–1085.
- Drowart J, Goldfinger P (1967) Investigation of Inorganic Systems at High Temperature by Mass Spectrometry. *Angew Chemie Int Ed* 6:581–648.
- Dulick M, Murad E, Barrow RF (1986) Thermochemical properties of the rare earth monoxides. *J Chem Phys* 85:385–390.
- Ebel DS (2004) Condensation of Rocky Material in Astrophysical Environments. In: Laurretta DS, Mcswen HY (eds) *Meteorites and the Early Solar System II*. University of Arizona Press, Tucson, pp 253–277
- Edmunson J, Borg LE, Nyquist LE, Asmerom Y (2009) A combined Sm–Nd, Rb–Sr, and U–Pb isotopic study of Mg-suite norite 78238: Further evidence for early differentiation of the Moon. *Geochim Cosmochim Acta* 73:514–527. doi: 10.1016/j.gca.2008.10.021
- Edwards JG (1981) Automatic data acquisition by the torsion effusion method. In Hastie JW (ed.) *NBS Special Publication 561: Characterization of high temperature vapors and gases*. National Bureau of Standards, Washington DC, pp. 67–82.
- Edwards JG, Ferro D, Weber JR (1989) The incongruent effusion of ZnGa₈S₁₃(s). *J Less Comm Met*, 156:369–385.
- Ehlert TC (1977) Mass spectrometric investigations of the oxides of potassium. *High Temp Sci* 9:237–241.
- Eliezer I, Eliezer N, Howald RA, Verwolf MC (1978b) Calculation of activities in the KO_{0.5} – AlO_{1.5} – SiO₂ system. *J Phys Chem* 82:2688–2693.
- Eliezer N, Howald RA, Marinkovic M, Eliezer I (1978a) Vapor pressure measurements, thermodynamic parameters, and phase diagram for the system potassium oxide – silicon oxide at high temperatures. *J Phys Chem* 82:1021–1026.
- Ertel-Ingrisch W, Dingwell DB (2010) The Volatility and condensation behaviour of elements in dependence of T and *f*O₂: a novel experimental approach. *EGU Gen Assem Conf Abstr* 12:11289.
- Ertel-Ingrisch W, Wombacher F, Dingwell DB, et al (2012) Experimental constraints on volatile element evaporation into air and CO-CO₂. In: *Euro Mineral Conf* 1:2012-610-1
- Ewing MB, Lilley TH, Olofsson GM, et al (1994) Standard quantities in chemical thermodynamics. Fugacities, activities and equilibrium constants for pure and mixed phases (IUPAC Recommendations 1994). *Pure Appl Chem* 66:533–552.
- Farber M, Srivastava RD (1976) The Dissociation Energies of Calcium Oxide and Strontium Oxide. *High Temp Sci* 8:73–80.
- Farber M, Srivastava RD (1976) The Dissociation Energy of magnesium oxide. *High Temp Sci* 8:195–201.
- Farber M, Srivastava RD, Uy OM (1972a) Mass Spectrometric Determination of the Thermodynamic Properties of the Vapour Species from Alumina. *J Chem Soc Faraday Trans 1 Phys Chem Condens Phases* 68:249–258.

- Farber M, Uy OM, Srivastava RD (1972b) Effusion Mass Spectrometric Determination of the Heats of Formation of the Gaseous Molecules V_4O_{10} , V_4O_8 , VO_2 , and VO . *J Chem Phys* 56:5312–5315. doi: 10.1063/1.1677037
- Faktor MM, Carasso JI (1965) Tetragonal germanium dioxide and equilibria in the Ge-O-H system. *J Electrochem Soc* 112:817–822.
- Fedkin AV, Grossman L, Ghiorso MS (2006) Vapor pressures and evaporation coefficients for melts of ferromagnesian chondrule-like compositions. *Geochim Cosmochim Acta* 70:206–223. doi: 10.1016/j.gca.2005.08.014
- Fegley B (1991) Thermodynamic models of the chemistry of lunar volcanic gases. *Geophys Res Lett* 18:2073–2076.
- Fegley B, Cameron AGW (1987) A vaporization model for iron/silicate fractionation in the Mercury protoplanet. *Earth Planet Sci Lett* 82:207–222. doi: 10.1016/0012-821X(87)90196-8
- Fegley B, Jacobson NS, Williams KB, et al (2016) Solubility of Rock in Steam Atmospheres of Planets. *Astrophys J* 824:103.
- Fegley B, Lodders K (2017) Chemical Constraints on Formation of the Moon. In: 80th Annual Meeting of the Meteoritical Society. p 6227
- Fegley B, Palme H (1985) Evidence for oxidizing conditions in the solar nebula from Mo and W depletions in refractory inclusions in carbonaceous chondrites. *Earth Planet Sci Lett* 72:311–326. doi: 10.1016/0012-821X(85)90055-X
- Fegley B, Schaefer L (2014) Chemistry of Earth's Earliest Atmosphere. In: Carlson RW (ed) *Treatise on Geochemistry*, vol. 2, 2nd edn. Elsevier, Amsterdam, pp 71–90
- Fegley B, Zolotov MY (2000) Chemistry of Sodium, Potassium, and Chlorine in Volcanic Gases on Io. *Icarus* 148:193–210. doi: 10.1006/icar.2000.6490
- Fincham CJB, Richardson FD (1954) The behaviour of sulfur in silicate and aluminate melts. *Proc R Soc Lond A* 223:40–62.
- Floss C, Goresy AEL, Zinner E, et al (1996) Elemental and isotopic fractionations produced through evaporation of the Allende CV chondrite: Implications for the origin of HAL-type hibonite inclusions. *Geochim Cosmochim Acta* 60:1975–1997.
- Frantseva KE, Semenov GA (1969) Mass spectrometer study of the evaporation of certain vanadium oxides. *Teplofiz Vys Temp* 7:55–61.
- Fraser DG, Rammensee W (1987) Determination of the mixing properties of granitic and other aluminosilicate melts by Knudsen Cell Mass Spectrometry. In: *Magmatic Processes: Physicochemical Principles*. pp 401–410
- Fraser DG, Rammensee W, Hardwick A (1985) Determination of the mixing properties of molten silicates by Knudsen cell mass spectrometry-II. The systems $(NaK)AlSi_4O_{10}$, and $(Na-K)AlSi_5O_{12}$. *Geochim Cosmochim Acta* 49:349–359. doi: 10.1016/0016-7037(85)90028-6
- Fraser DG, Rammensee W, Jones RH (1983) The mixing properties of melts in the system $NaAlSi_2O_6$ - $KAlSi_2O_6$ determined by Knudsen Cell Mass Spectrometry. *Bull Miner* 106:111–117.
- Freeman RD (1967) In Margrave JL (Ed.), *Characterization of High-Temperature Vapors*, Wiley, NY, Ch. 7.
- Friend P, Hezel DC, Palme H, et al (2017) Complementary element relationships between chondrules and matrix in Rumuruti chondrites. *Earth Planet Sci Lett* 480:87–96.

- Frohberg M, Caune E, Kapoor ML (1973) Measurement of the activity of the oxygen ions in the liquid systems Na₂O-SiO₂ and K₂O-SiO₂. *Arch Eisenhüttenwes* 44:585–588.
- Frosch CJ, Thurmond CD (1962) The pressure of Ga₂O over Gallium – Ga₂O₃ mixtures. *J Phys Chem* 66:877-878.
- Gammie CF, Liao WT, Ricker PM (2016) A hot big bang theory: magnetic fields and the early evolution of the protolunar disk. *Astrophys J* 828:58.
- Genda H, Abe Y (2003) Modification of a proto-lunar disk by hydrodynamic escape of silicate vapor. *Earth Planets Sp* 53:53–57.
- Genda H, Abe Y (2005) Enhanced atmospheric loss on protoplanets at the giant impact phase in the presence of oceans. *Nature* 433:842–844.
- Geßmann CK, Rubie DC (1998) The effect of temperature on the partitioning of nickel, cobalt, manganese, chromium, and vanadium at 9 GPa and constraints on formation of the Earth's core. *Geochim Cosmochim Acta* 62:867–882.
- Ghiorso MS, Sack RO (1995) Chemical mass transfer in magmatic processes IV. A revised and internally consistent thermodynamic model for the interpolation and extrapolation of liquid-solid equilibria in magmatic systems at elevated temperatures and pressures. *Contrib to Mineral Petrol* 119:197–212. doi: 10.1007/BF00307281
- Gibson EK, Hubbard NJ (1972) Thermal volatilization studies on lunar samples. *Proc Third Lunar Sci Conf* 2:2003–2014.
- Gilbert IGF, Kitchener JA (1956) The dissociation pressure of cadmium oxide. *Trans Far Soc* 52:3919–3921.
- Gilles PW, Franzen HF, Stone GD, Wahlbeck PG (1968) High temperature vaporization and thermodynamics of the titanium oxides. III Vaporization characteristics of the liquid phase. *J Chem Phys* 48:1938–1941.
- Glibin VP, King PL (2015) Prediction of the thermodynamic functions of mixing of binary oxide melts in the PbO–SiO₂, Al₂O₃–SiO₂ and CaO–Al₂O₃ systems by structure-based modification of the quasi-chemical model. *Calphad* 49:19-34.
- Glushko VP, Medvedev VA, Gurvich LV, Yungman VS (1999) *Thermal Constants of Substances*, 1st edn. John Wiley & Sons, New York
- Glushko VP, Gurvich LV, Bergman GA, Veitz IV, Medvedev VA, Khachcurvzov GA, Yungman VS (1982) *Thermodynamic properties of individual substances. Part IV*, High Temperature Institute, Moscow.
- Goldstein HW, Walsh PN, White D (1961) Rare earths I. Vaporization of La₂O₃ and Nd₂O₃. Dissociation energies of gaseous LaO and NdO. *J Phys Chem* 65:1400–1404.
- Gomez M, Chatillon C, Allibert M (1982) Thermodynamics of gaseous and condensed indium oxides by mass spectrometry with controlled oxygen pressure. *J Chem Thermo* 14:447–459.
- Gooding JL, Muenow DW (1976) Activated release of alkalis during the vesiculation of molten basalts under high vacuum: implications for lunar volcanism. *Geochim Cosmochim Acta* 40:675–686. doi: 10.1016/0016-7037(76)90113-7
- Govorchin SW (1986) Simultaneous Knudsen- and Torsion-Effusion Measurements of the Vapor Pressures of Triphenyl Aluminum and Triphenyl Boron. Masters Thesis, Department of Chemistry, Western Michigan University. 1339. pp. 68.
- Green DH, Ringwood AE, Ware NG, et al (1971) Experimental petrology and petrogenesis of Apollo 12 basalts. In: *Proceedings of the Second Lunar Science Conference*. pp 601–615
- Grimley RT, Burns RP, Ingraham MG (1960) Mass-spectrometric study of the osmium – oxygen system. *J Chem Phys*

33:308–309.

- Grimley RT, Burns RP, Inghram MG (1966) Mass-Spectrometric Study of the Vaporization of Cobalt Oxide. *J Chem Phys* 45:4158–4162. doi: 10.1063/1.1727472
- Grimley RT, Burns RP, Inghram MG (1961a) Thermodynamics of the vaporization of Cr₂O₃: Dissociation energies of CrO, CrO₂, and CrO₃. *J Chem Phys* 34:664–667. doi: 10.1063/1.1701005
- Grimley RT, Burns RP, Inghram MG (1961b) Thermodynamics of the vaporization of nickel oxide. *J Chem Phys* 35:551–554.
- Grossman L (1972) Condensation in the primitive solar nebula. *Geochim Cosmochim Acta*, 36:597-619.
- Grossman L (1973) Refractory trace elements in Ca-Al-rich inclusions in the Allende meteorite. *Geochim Cosmochim Acta* 37:1119-1140.
- Grossman L, Beckett JR, Fedkin AV et al (2008) Redox Conditions in the Solar Nebula: Observational, Experimental, and Theoretical Constraints. *Rev Mineral Geochemistry* 68:93–140. doi: 10.2138/rmg.2008.68.7
- Grossman L, Larimer JW (1974) Early chemical history of the solar system. *Rev Geophys* 12:71–101. doi: 10.1029/RG012i001p00071
- Guillot B, Sator N (2007) A computer simulation study of natural silicate melts. Part I: Low pressure properties. *Geochim Cosmochim Acta* 71:1249–1265.
- Hampson PJ, Gilles PW 1971. High-temperature vaporization and thermodynamics of the titanium oxides. VII. Mass spectrometry and dissociation energies of TiO (g) and TiO₂ (g). *J Chem Phys* 55:3712–3729.
- Hans U, Kleine T, Bourdon B (2013) Rb–Sr chronology of volatile depletion in differentiated protoplanets: BABI, ADOR and ALL revisited. *Earth Planet Sci Lett* 374:204–214. doi: 10.1016/j.epsl.2013.05.029
- Hashimoto A (1983) Evaporation metamorphism in the early solar nebula -evaporation experiments on the melt FeO-MgO-SiO₂-CaO-Al₂O₃ and chemical fractionations of primitive materials. *Geochem J* 17:111–145.
- Hashimoto A (1990) Evaporation kinetics of forsterite and implications for the early solar nebula. *Nature* 347:53–55.
- Hashimoto A (1992) The effect of H₂O gas on volatilities of planet-forming major elements: I. Experimental determination of thermodynamic properties of Ca-, Al-, and Si-hydroxide gas molecules and its application to the solar nebula. *Geochim Cosmochim Acta* 56:511–532.
- Hashizume A, Wasada N, Tsuchiya T (1966) A mass spectrometric study of phosphorus oxide. *Bull Chem Soc Jpn* 39:150–155.
- Hashizume K, Wang W-E, Olander DR (1999) Volatilization of urania in steam at elevated temperatures. *J Nucl Mater* 275:277–286.
- Hastie JW (1975) *High Temperature Vapors*. Academic Press, Cambridge, MA. pp. 496.
- Hastie JW, Bonnell DW (1985) A predictive phase equilibrium model for multicomponent oxide mixtures part II. Oxides of Na-K-Ca-Mg-Al-Si. *High Temp Sci* 19:275–306.
- Hastie JW, Bonnell DW, Schenck PK (2000) Development and application of very high temperature mass spectrometry. Vapor pressure determinations over liquid refractories. *Pure Appl Chem* 72:2111–2126.

- Hastie JW, Plante ER, Bonnell DW (1982) Alkali vapor transport in coal conversion and combustion systems. In: *Metal Bonding and Interactions in High Temperature Systems ACS Symposium Series*, J Gole and WC Stwalley (eds), pp. 543–600. American Chemical Society, Washington DC
- Hauri EH, Saal AE, Rutherford MJ, Van Orman JA (2015) Water in the moon's interior: Truth and consequences. *Earth Planet Sci Lett* 409:252–264. doi: 10.1016/j.epsl.2014.10.053
- Henley RW, Seward TM (2018) Gas-Solid Reactions in Arc Volcanoes: Ancient and Modern. *Rev Mineral Geochem* 84:xxx-xxx.
- Hertz H (1882) Ueber die Verdunstung der Flüssigkeiten, insbesondere des Quecksilbers, im luftleeren Raume. *Annalen der Physik* 253:177-193. Hezel DC, Palme H (2010) The chemical relationship between chondrules and matrix and the chondrule matrix complementarity. *Earth Planet Sci Lett* 294:85–93.
- Heyrman M, Chatillon C, Pisch A (2004) Congruent vaporization properties as a tool for critical assessment of thermodynamic data The case of gaseous molecules in the La-O and Y-O systems. *CALPHAD* 28:49-63.
- Hildenbrand DL (1975) Thermochemistry of molecular FeO, FeO⁺ and FeO₂. *Chem Phys Lett* 34:352–354.
- Hildenbrand DL, Hall WF, Potter ND (1963) Thermodynamics of vaporization of lithium oxide, boric oxide, and lithium metaborate. *J Chem Phys* 39:296–301.
- Hildenbrand DL, Lau KH (1993) Mass spectrum and sublimation pressure of sodium oxide vapor: Stability of the superoxide molecule NaO₂. *J Chem Phys* 98:4076-4081. doi: 10.1063/1.465043
- Hildenbrand DL, Lau KH (1994) Thermochemistry of gaseous manganese oxides and hydroxides. *J Chem Phys* 100:8377-8380.
- Hildenbrand DL, Murad E (1970) Dissociation Energy of NaO(g) and the Heat of Atomization of Na₂O(g). *J Chem Phys* 53:3403–3408. doi: 10.1063/1.1674508
- Hildenbrand DL, Murad E (1974) Mass spectrometric studies of gaseous ThO and ThO₂. *J Chem Phys* 61:1232–1237.
- Hilpert K, Gerads H (1975) Mass spectrometric investigation of the vaporization of BaO from Knudsen cells made of Mo, Pt, graphite, and Al₂O₃. *High Temp Sci* 7:11–19.
- Hin RC, Coath CD, Carter PJ, et al (2017) Magnesium isotope evidence that accretional vapour loss shapes planetary compositions. *Nature* 549:511–515. doi: 10.1038/nature23899
- Hincke WB (1930) The vapor pressure of antimony trioxide. *J Am Chem Soc* 52:3869–3877.
- Hirschmann MM, Ghiorso MS (1994) Activities of nickel, cobalt, and manganese silicates in magmatic liquids and applications to olivine/liquid and to silicate/metal partitioning *Geochim Cosmochim Acta*, 58:4109–4126.
- Hirth JP, Pound GM (1963) *Condensation and evaporation—nucleation and growth kinetics*. Pergamon Press, Oxford
- Ho PH, Burns RP (1980) A mass spectrometric study of the AlO₂ molecule. *High Temp Sci* 12:31–39.
- Hoenig CL (1964) Vapor pressure and evaporation coefficient studies of stannic oxide, zinc oxide, and beryllium nitride. PhD thesis. University of California, Lawrence Radiation Laboratory, Livermore CA. pp. 131.
- Hoenig CL, Searcy AW (1966) Knudsen and Lanmuir Evaporation Studies of Stannic Oxide. *J Am Ceram Soc* 49:128–134. doi: 10.1300/J108v05n03

- Holstein WL (1993a) Thermodynamics of the Volatilization of Tl_2O from Tl_2O , Tl_4O_3 , and Tl_2O_3 . *J Phys Chem* 97:4224–4230.
- Holstein WL (1993b) Thermodynamic properties of thallium (I) hydroxide in the vapor state. *J Chem Thermo* 25:1287–1294.
- Holzheid A, Lodders K (2001) Solubility of copper in silicate melts as function of oxygen and sulfur fugacities, temperature, and silicate composition. *Geochim Cosmochim Acta* 65:1933–1951. doi: 10.1016/S0016-7037(01)00545-2
- Holzheid A, Palme H, Chakraborty S (1997) The activities of NiO, CoO and FeO in silicate melts. *Chem Geol* 139:21–38.
- Horstmann A (1873) Theorie der dissociation. *European J Org Chem* 170:192–210.
- Huebner JS (1987) Use of Gas Mixtures at Low Pressure to Specify Oxygen and Other Fugacities of Furnace Atmospheres. In: Ulmer GC, Barnes HL (eds) *Hydrothermal Experimental Techniques*. Wiley, New York, pp 20–60
- Humayun M, Cassen P (2000) Processes Determining the Volatile Abundances of the Meteorites and Terrestrial Planets. In: Canup RM, Righter K (eds) *The Origin of the Earth and Moon*. University of Arizona Press, Tucson, pp 3–23
- Humayun M, Crowther SA (2015) Elemental Volatility during Vacuum Melting of Martian Meteorite NWA 8114. In: 78th Annual Meeting of the Meteoritical Society. p 5313
- Humayun M, Koeberl C (2004) Potassium isotopic composition of Australasian tektites. *Meteorit Planet Sci* 39:1509–1516. doi: 10.1111/j.1945-5100.2004.tb00125.x
- Hunten DM, Donahue TM (1976) Hydrogen loss from the terrestrial planets. *Annu Rev Earth Planet Sci* 4:256–292.
- Ikramuddin M, Binz CM, Lipschutz ME (1976) Thermal metamorphism of primitive meteorites-II. Ten trace elements in Abee enstatite chondrite heated at 400–1000°C. *Geochim Cosmochim Acta* 40:133–142. doi: 10.1016/0016-7037(76)90170-8
- Inghram MG, Chupka WA, Berkowitz J (1957) Thermodynamics of the Ta-O system: The dissociation energies of TaO and TaO₂. *J Chem Phys* 27:569–571.
- Inghram MG, Chupka WA, Porter RF (1955) Mass Spectrometric Study of Barium Oxide Vapor. *J Chem Phys* 23:2159–2165. doi: 10.1063/1.1740686
- Inghram NG, Porter RF, Chupka WA (1956) Mass spectrometric study of gaseous species in the B – B₂O₃ system. *J Chem Phys* 25:498–501.
- Ireland TR, Fegley B (2000) The Solar System's Earliest Chemistry: Systematics of Refractory Inclusions. *Int Geol Rev* 42:865–894.
- Jacobson NS, Myers DL (2011) High-temperature vaporization of B₂O₃(l) under reducing conditions. *J Phys Chem B* 115:13253–13260.
- Jacobson NS, Opila EJ, Myers DL, Copland EH (2005) Thermodynamics of gas phase species in the Si-O-H system. *J Chem Thermodyn* 37:1130–1137. doi: 10.1016/j.jct.2005.02.001
- Jacobson SA, Morbidelli A (2014) Lunar and terrestrial planet formation in the Grand Tack scenario. *Phil Trans R Soc A* 372:20130174.
- Jeans JH (1916) *The dynamical theory of gases*. Cambridge University Press. pp. 456.

- Jochum K-P, Palme H (1990) Alkali elements in eucrites and SNC-meteorites: no evidence for volatility-related losses during magma eruption or thermal metamorphism. *Meteoritics* 25:373.
- Jolly WL, Latimer WM (1952) The equilibrium $\text{Ge (s)} + \text{GeO}_2 \text{ (s)} = 2\text{GeO (g)}$. The heat of formation of germanic oxide. *J Am Chem Soc* 74:5757-5758.
- Jones JH, Palme H (2000) Geochemical Constraints on the Origin of the Earth and Moon. In: Canup RM, Righter K (eds) *The Origin of the Earth and Moon*. University of Arizona Press, Tucson, pp 197–216
- Joseph M, Sivakumar N, Darwin D, Raj A, Matthews CK (1996) Development of laser-induced vaporization mass spectrometry to study refractory materials. *Rapid Comm Mass Spec* 10:5–11.
- Joseph M, Sivakumar N, Manoravi P (2002) Laser-induced-vaporization mass spectrometry studies on UO_2 , UC, and ThO_2 . *High Temp High Press* 34:411–424.
- Kamegashira N, Matsui T, Harada M, Naito K (1981) Vaporization of niobium dioxide by mass – effusion and mass – spectrometric methods. *J Nucl Mater* 101:207–216.
- Kassis N, Frischat GH (1981) Dampfdrucke von Glasschmelzen des Mischkalkalysystems $\text{Na}_2\text{O-Rb}_2\text{O-SiO}_2$. *Glastech Ber* 54:89–98.
- Kay DAR, Taylor J (1960) Activities of silica in the lime+alumina+silica system. *Trans Faraday Soc* 56:1372–1386.
- Kazenas EK, Bol'shikh MA, Petrov AA (1996) Thermodynamics of evaporation, dissociation and gas phase reactions in vapor over the tin – oxygen system. *Metally* 36–42.
- Kazenas EK, Petrov AA (1996) Thermodynamics of processes of vaporization, dissociation, and gas-phase reactions in vapors over PbO system. *Russ Metall* 22-27. Kazenas EK, Chizhikov DM, Tsvetkov YV (1969) The dissociation pressures of copper oxides. *Russ Metall* 46–48.
- Kazenas EK, Chizhikov DM, Tsvetkov YV, Vasyuta YuV (1973) Mass spectrometric study of the sublimation of germanium dioxide. *Russ J Phys Chem* 47:389–390.
- Kazenas EK, Petrov AA (1997) Thermodynamics of processes of phosphorus oxides and arsenic. *Russ Metall* 29–34.
- Kazenas EK, Petrov AA, Samoilova IO (1994) Evaporation of Ta_2O_5 . *Russ Metall* 16–19.
- Kazenas EK, Samoilova IO, Zviadadze GN (1983) Thermodynamics of the Dissociation and Sublimation of Magnesium Oxide. *Russ J Inorg Chem* 57:1571–1572.
- Kazenas EK, Tagirov VK (1995) Thermodynamics of vaporization of the oxides FeO, CoO, and NiO. *Metally* 31–37.
- Kazenas EK, Tagirov VK, Zviadadze GN (1984b) Mass spectroscopic investigation of the dissociation and sublimation of manganese oxide. *Russ Metall* 58–59.
- Kazenas EK, Zviadadze GN, Bol'shikh MA (1984a) Mass spectrometric study of the dissociation and vaporization thermodynamics of cadmium and zinc oxides. *Russ Metall* 67–70.
- Kazenas EK, Zviadadze GN, Bol'shikh MA (1985) Thermodynamics of sublimation, dissociation and gas-phase reactions of vapors over silicon dioxide. *Metally* 46–48.
- Kim Y-W, Belton GR (1974) The thermodynamics of volatilization of chromic oxide: Part I. The species CrO_3 and CrO_2OH . *Metall Trans* 5:1811–1816.

- Kim SS, Sanders TH Jr. (1991) Thermodynamic modeling of phase diagrams in binary alkali silicate systems. *J Am Ceram Soc* 74:1833–1840.
- Kimura H, Asano M, Kubo K (1980) Thermochemical study of the vaporization of Li₂O(c) by mass spectrometric Knudsen effusion method. *J Nucl Mater* 92:221–228. doi: 10.1016/0022-3115(80)90106-3
- Kiseeva ES, Wood BJ (2015) The effects of composition and temperature on chalcophile and lithophile element partitioning into magmatic sulfides. *Earth Planet Sci Lett* 424:280–294. doi: 10.1016/j.epsl.2015.05.012
- Kitchener JA, Ignatowicz S (1951) The reduction equilibria of zinc oxide and zinc silicate with hydrogen. *Trans Far Soc* 47:1278-1286.
- Kite ES, Fegley B Jr., Schaefer L, Gaidos E (2016) Atmosphere-interior exchange on hot, rocky exoplanets. *Astrophys J* 828:80 (20 pp).
- Kleine T, Touboul M, Bourdon B, et al (2009) Hf–W chronology of the accretion and early evolution of asteroids and terrestrial planets. *Geochim Cosmochim Acta* 73:5150–5188. doi: 10.1016/j.gca.2008.11.047
- Knudsen M (1909) Die Gesetze der Molekularströmung und der inneren Reibungsströmung der Gase durch Röhren. *Ann Phys* 333:75–130.
- Kobertz D, Müller M, Molak A (2014) Vaporization and caloric studies on lead titanate. *Calphad* 46:62-79.
- Kodera K, Kusunoki I, Shimizu S (1968) Dissociation Pressures of Various Metallic Oxides. *Bull Chem Soc Jpn* 41:1039–1045.
- Koerberl C (1986) Geochemistry and tektites and impact glasses. *Annu Rev Earth Planet Sci* 14:323–350. doi: 10.1146/annurev.ea.14.050186.001543
- Kofstad P (1964) Low-pressure oxidation of tantalum at 1300 – 1800 °C. *J Less Common Met* 7:241-266.
- Kohn SC, Schofield PF (1994) The importance of melt composition in controlling trace-element behaviour: an experimental study of Mn and Zn partitioning between forsterite and silicate melts. *Chem Geol* 117:73-87
- Kornacki AS, Fegley B (1986) The abundance and relative volatility of refractory trace elements in Allende Ca , Al-rich inclusions : implications for chemical and physical processes in the solar nebula. *Earth Planet Sci Lett* 19:217–234.
- Krawczynski MJ, Sutton SR, Grove TL, Newville M (2009) Titanium oxidation state and coordination in the lunar high-titanium glass source mantle. In: *Lunar Planet Sci Conf 40th* p. 2164.
- Kreutzberger ME, Drake MJ, Jones JH (1986) Origin of the Earth's Moon: Constraints from alkali volatile trace elements. *Geochim Cosmochim Acta* 50:91–98.
- Krikorian OH, Carpenter JH (1965) Enthalpies of formation of gaseous tantalum oxide and tantalum dioxide. *J Phys Chem* 69:4399-4401.
- Kröger C, Sörström L (1965) Dampfdruck von Silicatgläsern und deren Bestandteilen. *Glastech Berichte* 38:313-322.
- Kröger FA (1964) *The Chemistry of Imperfect Crystals*. North-Holland, Amsterdam, 1039 pp.
- Krönert W, Boehm A (1972) Messungen des Dampfdruckes bei freier Verdampfung an Aluminiumoxid un Magnesiumoxid. *Glas-Email-Keramo-Technik* 23:319–323.
- Kubaschewski O, Alcock CB (1979) *Metallurgical Thermochemistry*, 5th edn. Pergamon UK.

- Kudo H, Wu CH, Ihle HR (1978) Mass-spectrometric study of the vaporization of Li₂O(s) and thermochemistry of gaseous LiO, Li₂O, Li₃O, and Li₂O₂. *J Nucl Mater.* 78:380–389.
- Kushiro I (1975) On the nature of silicate melt and its significance in magma genesis; regularities in the shift of the liquidus boundaries involving olivine, pyroxene, and silica minerals. *Am J Sci* 275:411–431
- L'vov B (2007) *Thermal Decomposition of Solids and Melts*, 1st edn. Springer Netherlands. pp. 246.
- Lamoreaux RH, Hildenbrand DL (1984) High temperature vaporization behavior of oxides. I. Alkali metal binary oxides. *J Phys Chem Ref Data* 13:151–173.
- Lamoreaux RH, Hildenbrand DL, Brewer L (1987) High-Temperature Vaporization Behavior of Oxides II. Oxides of Be, Mg, Ca, Sr, Ba, B, Al, Ga, In, Tl, Si, Ge, Sn, Pb, Zn, Cd, and Hg. *J Phys Chem Ref Data* 16:419–443. doi: 10.1063/1.555799
- Lange RA, Navrotsky A (1992) Heat capacities of Fe₂O₃-bearing silicate liquids. *Contrib Min Pet* 110:311–320.
- Lange RA, Navrotsky A (1993) Heat capacities of TiO₂-bearing silicate liquids: Evidence for anomalous changes in configurational entropy with temperature. *Geochim Cosmochim Acta* 57:3001–3011.
- Langhoff SR, Bauschlicher Jr CW (1988) Ab initio studies of transition metal systems. *Ann Rev Phys Chem*, 39:181–212.
- Langmuir I (1916) The evaporation, condensation and reflection of molecules and the mechanism of adsorption. *Phys Rev*, 8:149–176.
- Langmuir 1932 Vapor pressures, evaporation, condensation and adsorption. *J Am Chem Soc* 54:2798–2832
- Larimer JW (1967) Chemical fractionations in meteorites-I. Condensation of the elements. *Geochim Cosmochim Acta* 31:1215–1238.
- Larimer JW, Bartholomay M (1979) The role of carbon and oxygen in cosmic gases: some applications to the chemistry and mineralogy of enstatite chondrites. *Geochim Cosmochim Acta* 43:1455–1466.
- Lellouch E, Paubert G, Moses JJ, et al (2003) Volcanically emitted sodium chloride as a source for Io's neutral clouds and plasma torus. *Nature* 421:45–47. doi: 10.1038/nature01292
- Levelt Sengers JMH, Klein M, Gallaher JS (1972) Pressure-Volume-Temperature Relationships of Gases; Virial Coefficients. In: *American Institute of Physics Handbook*, 3rd edn. McGraw-Hill, New York, pp 204–221
- Lewis GN (1906) Equilibrium in the deacon process. *J Am Chem Soc* 28:1380–1395. doi: 10.1021/ja01976a008
- Littlewood R, Rideal E (1956) On the Evaporation Coefficient. *Trans Faraday Soc* 52:1598–1608. doi: 10.1039/tf9565201598
- Lock SJ, Stewart ST (2017) The structure of terrestrial bodies: Impact heating, corotation limits, and synestias. *J Geophys Res Planets* 122:950–982. doi: 10.1002/2016JE005239
- Lock SJ, Stewart ST, Petaev MI, Leinhardt Z, Mace MT, Jacobsen SB, Cúk M (2018) The origin of the Moon within a terrestrial synestia. *J Geophys Res Planets* 123:910–951.
- Lodders K (2003) Solar System Abundances and Condensation Temperatures of the Elements. *Astrophys J* 591:1220–1247.
- Lodders K (2008) The solar argon abundance. *Astrophys J* 674:607–611.
- Lodders K (1994) Retention of alkali elements during planetary accretion and differentiation. *Meteoritics* 29:492–493.

- Lodders K, Fegley B (1998) *The Planetary Scientist's Companion*. Oxford University Press, Oxford.
- Lodders K, Fegley B (1999) Condensation chemistry of circumstellar grains in *Asymptotic Giant Branch Stars*, eds. T. Le Bertre, A. Lèbre & C. Waelkens, pp. 279-291, IAU Symposium No. 191, Astronomical Society of the Pacific, San Francisco, CA
- Loeb LB (1961) *The Kinetic Theory of Gases*. 3rd ed. Dover, NY, pp 301–388.
- Lopatin SI, Shugurov SM (2014) Thermodynamic properties of the Lu₂O₃ – ZrO₂ solid solutions by Knudsen effusion mass spectrometry at high temperature. *J Chem Thermo* 72:85–88.
- Macris CA, Badro J, Eiler J, Stolper EM (2016) High Temperature, Controlled-Atmosphere Aerodynamic Levitation Experiments with Applications in Planetary Science. AGU Fall Meet Abs P22A07.
- Mann U, Frost DJ, Rubie DC (2009) Evidence for high-pressure core-mantle differentiation from the metal–silicate partitioning of lithophile and weakly-siderophile elements. *Geochim Cosmochim Acta* 73:7360–7386. doi: 10.1016/j.gca.2009.08.006
- Margrave JL (1967) *The Characterization of High Temperature Vapors*. John Wiley & Sons, New York
- Markova OM, Yakovlev OI, Semenov GA, Belov AN (1986) Evaporation of Natural Melts in a Knudsen Chamber. *Geokhimiya* 11:1559–1568.
- Marushkin KN, Kalinin VB, Alikhanyan AS (2000) Mass spectrometric study of vapor composition over the Ce-O system. *Inorg Mater* 36:793–798.
- Masuda A, Tanaka T (1979) Experimental studies on behaviors of major and minor lithophile elements in vaporization under evacuated condition. *Meteoritics* 14:13-28.
- Mather TA, Witt MLI, Pyle DM, et al (2012) Halogens and trace metal emissions from the ongoing 2008 summit eruption of Kīlauea volcano, Hawaii. *Geochim Cosmochim Acta* 83:292–323. doi: 10.1016/j.gca.2011.11.029
- Mathieu R, Khedim H, Libourel G et al (2008) Control of alkali-metal oxide activity in molten silicates. *J Non-Crys Solids* 354:5079-5083.
- Mathieu R, Libourel G, Deloule E, Tissandier L, Rapin C, Podor R (2011) Na₂O solubility in CaO–MgO–SiO₂ melts. *Geochim Cosmochim Acta* 75:608-628.
- Matousek J (1998) Chemical reactions taking place during vaporization from silicate melts. *Ceramics-Silikaty* 42:74–80.
- Matraszek A, Miller M, Singheiser L, Hilpert K (2004) Thermodynamic vaporization studies of the manganese oxide – yttria stabilized zirconia (YSZ) solid solution. *J Eur Ceram Soc* 24:2649–2656.
- Matsumoto K, Sata T (1981) A study of the calcium oxide – water vapor system by means of the transpiration method. *Bull Chem Soc Jpn* 54:674–677.
- Matsui T, Naito K (1982) Vaporization study of the niobium monoxide and niobium metal systems by mass spectrometric methods. *J Nucl Mater* 107:83–89.
- Matsui T, Naito K (1983) High temperature vaporization studies on the niobium – oxygen system by mass spectrometric method. *Int J Mass Spec Ion Phys* 47:253–256.
- Matsui T, Naito K (1985) Vaporization study on UO₂ and (U_{1-y}Nb_y)O_{2+x} by mass spectrometric method. *J Nucl Mater* 136:69–77.

- Matza SD, Lipschutz ME (1977) Thermal metamorphism of primitive meteorites. VI-Eleven trace elements in Murchison C2 chondrite heated at 400-1000° C. In: Lunar and Planetary Science Conference Proceedings Vol. 8. pp 161–176
- McCreary JR, Thorn RJ (1968) Heat and Entropy of Sublimation of Nickel Dichloride, Dibromide, and Diiodide; Dissociation Energies of Gaseous NiCl₂ and NiBr₂. *J Chem Phys* 48:3290–3297.
- McCubbin FM, van der Kaaden KE, Tartèse R, Klima RL, et al (2015) Magmatic volatiles (H, C, N, F, S, Cl) in the lunar mantle, crust, and regolith: Abundances, distributions, processes, and reservoirs. *Am Mineral* 100:1668–1707.
- McDonald JD, Margrave JL (1968) Mass spectrometric studies at high temperatures XVI. Sublimation and vaporization of chromium trioxide. *J Inorg Nucl Chem* 30:665–667. doi: 10.1016/0022-1902(68)80495-6
- Melosh HJ (1990) Giant Impacts and the Thermal State of the Early Earth. In: Newsom HE, Jones JH (eds) *Origin of the Earth*. Oxford University, New York, pp 69–83
- Merten U, Bell WE (1967) The Transpiration Method. In: Margrave JL (ed) *The Characterization of High Temperature Vapors*. John Wiley & Sons, Inc., New York, N.Y., pp 91–114
- Meschter PJ, Opila EJ, Jacobson NS (2013) Water Vapor–Mediated Volatilization of High-Temperature Materials. *Annu Rev Mater Res* 43:559–588. doi: 10.1146/annurev-matsci-071312-121636
- Meschi DJ, Chupka WA, Berkowitz J (1960) Heterogeneous reactions studied by mass spectrometry. I. Reaction of B₂O₃(s) with H₂O(g). *J Chem Phys* 33:530–533.
- Messier DR (1967) Vapor pressure of Gd₂O₃ from 2350° to 2590° K. *J Am Ceram Soc* 50:665–668.
- Miller AR (1975) The Vaporization of Cadmium Oxide by Knudsen Effusion. *High Temp Sci* 7:126–130.
- Milushin MI, Emel'yanov AM, Gorokhov LN (1987) Enthalpies of formation for Al₂O(g) and Al₂O₂(g). *High Temp* 25:46–51.
- Mittlefehldt DW, Lindstrom MM (1990) Geochemistry and genesis of the angrites. *Geochim Cosmochim Acta* 54:3209–3218.
- Moulet A, Lellouch E, Moreno R, et al (2013) Exploring Io's atmospheric composition with apex: First measurement of ³⁴SO₂ and tentative detection of KCl. *Astrophys J*. 776:32 doi: 10.1088/0004-637X/776/1/32
- Moynier F, Fegley B (2015) The Earth's Building Blocks. In: Badro J and Walter M (eds) *The Early Earth: Accretion and Differentiation*. AGU, Wiley NY. p. 27–47. doi: 10.1002/9781118860359.ch2
- Moynier F, Yin Q, Jacobsen B (2007) Dating the First Stage of Planet Formation. *Astrophys J* 671:181–183.
- Muan A, Osborn EF (1965) *Phase equilibria among oxides in steelmaking*. Addison-Wesley Pub Co, New York, pp 236.
- Muenow DW, Uy OM, Margrave JL (1970) Mass spectrometric studies of the vaporization of phosphorus oxides. *J Inorg Nucl Chem* 32:3459–3467.
- Munir ZA, Searcy AW (1964) Torsion Effusion Study of the Vapor Pressure and Heat of Sublimation of Gallium. *J Electrochem Soc*, 111:1170–1173.
- Murad E, Hildenbrand DL (1975) Thermochemical properties of gaseous ZrO and ZrO₂. *J Chem Phys* 63:1133–1139.
- Murata KJ (1960) Occurrence of CuCl emission in volcanic flames. *Am J Sci* 258:769–772.

- Myers DL, Kulis MJ, Horwath JP, Jacobson NS, Fox DS (2016) Interactions of Ta₂O₅ with water vapor at elevated temperatures. *J Am Ceram Soc* 100:2353–2357.
- Mysen BO, Kushiro I (1988) Condensation, evaporation, melting, and crystallization in the primitive solar nebula; experimental data in the system MgO-SiO₂-H₂ to 1.0×10⁻⁹ bar and 1870 °C with variable oxygen fugacity. *Am Mineral* 73:1–19.
- Mysen BO, Virgo D (1980) Trace element partitioning and melt structure: an experimental study at 1 atm pressure. *Geochim Cosmochim Acta* 44:1917–1930.
- Nagahara H (2018) Kinetics of gas-solid reactions in the solar system and beyond. *Rev Mineral Geochem* 84:xxx-xxx.
- Nagahara and Kushiro (1989) Vaporization experiments in the system plagioclase-hydrogen. *Proc NIPR Symp Antarc Meteorites* 2:235–251.
- Nagahara H, Ozawa K (1994) Vaporization rate of forsterite in hydrogen gas. *Meteoritics*, 29:508–509.
- Nagai S-I, Niwa K, Shinmei M, Yokokawa T (1973) Knudsen Effusion Study of Silica. *J Chem Soc Faraday Trans Phys Chem Condens Phases* 69:1628–1634.
- Nakajima M, Stevenson DJ (2014) Investigation of the initial state of the Moon-forming disk: Bridging SPH simulations and hydrostatic models. *Icarus* 233:259–267. doi: 10.1016/j.icarus.2014.01.008
- Nakajima M, Stevenson DJ (2018) Inefficient volatile loss from the Moon-forming disk: Reconciling the giant impact hypothesis and a wet Moon. *Earth Planet. Sci. Lett.* 487:117–126.
- Naughton JJ, Derby JV, Lewis VA (1971) Vaporization from heated lunar samples and the investigation of lunar erosion by volatilized alkalis. *Proc Second Lunar Sci Conf* 1:449–457.
- Nesmeyanov AnN, Firsova LP (1960) Equilibrium vapor pressure of solid silicon dioxide. *Russ J Phys Chem* 34:906–907.
- Neufeld PD, Janzen AR, Aziz RA (1972) Empirical Equations to Calculate 16 of the Transport Collision Integrals $\Omega(l, s)^*$ for the Lennard-Jones (12–6) Potential. *J Chem Phys*, 57:1100–1102.
- Newbury RS, Barton GW Jr., Searcy AW (1968) Vapor species of the barium – oxygen system. *J Chem Phys* 48:793–800.
- Nicolosi SL, Tang I, Munkelwitz H (1979) High-temperature mass spectrometry study of cesium oxide and rubidium oxide. Report NUREG/CR -0867, BNL-NUREG-51030, Brookhaven National Laboratory, pp 51.
- Nguyen QN, Bauschlicher CW Jr., Myers DL, Jacobson NS, Opila EJ (2017) Computational and experimental study of thermodynamics of the reaction of titania and water at high temperatures. *J Phys Chem A* 121:9508–9517.
- Norris CA, Wood BJ (2017) Earth's volatile contents established by melting and vaporization. *Nature* 549:507–510. doi: 10.1038/nature23645
- Notsu K, Onuma N, Nishida N (1978) High temperature heating of the Allende meteorite. *Geochim Cosmochim Acta* 42:903-907.
- Nussinov MD, Chernyak YB (1975) On volatilization in vacuum of the elements from the planet surface soil melts. *Moon* 377–394.
- O'Hara M, Biggar GM, Richardson SW, et al (1970) The nature of seas, mascons and the lunar interior in the light of experimental studies. In: *Proceedings of the Apollo 11 Lunar Science Conference*. pp 695–710

- Ohse R (1966) High-temperature vapor-pressure studies of UO_2 by the effusion method and its thermodynamic interpretation. *J Chem Phys* 44:1375–1378.
- Ohta H, Suito H (1995) Activities of MnO in $\text{CaO-SiO}_2\text{-Al}_2\text{O}_3\text{-MnO}$ (<10 Pct) Fe_2O (<3 Pct) Slags Saturated with Liquid Iron. *Metall Mater Trans B* 26B:295–303.
- O'Neill HSC (2005) A method for controlling alkali-metal oxide activities in one-atmosphere experiments and its application to measuring the relative activity coefficients of $\text{NaO}_{0.5}$ in silicate melts. *Am Mineral* 90:497–501. doi: 10.2138/am.2005.1792
- O'Neill HSC (1987) Quartz-fayalite-iron and quartz-fayalite-magnetite equilibria and the free energy of formation of fayalite (Fe_2SiO_4) and magnetite (Fe_3O_4). *Am Mineral* 72:67–75.
- O'Neill HSC (1991) The origin of the Moon and the early history of the Earth - A chemical model. Part 1: The Moon. *Geochim Cosmochim Acta* 55:1135–1157.
- O'Neill HSC, Eggins SM (2002) The effect of melt composition on trace element partitioning: an experimental investigation of the activity coefficients of FeO, NiO, CoO, MoO_2 and MoO_3 in silicate melts. *Chem Geol* 186:151–181.
- O'Neill HSC, Berry AJ, Eggins SM (2008) The solubility and oxidation state of tungsten in silicate melts: Implications for the comparative chemistry of W and Mo in planetary differentiation processes. *Chem Geol* 255:346–359.
- O'Neill HSC, Palme H (2008) Collisional erosion and the non-chondritic composition of the terrestrial planets. *Philos Trans A Math Phys Eng Sci* 366:4205–4238. doi: 10.1098/rsta.2008.0111
- Oniyama E, Wahlbeck PG (1998) Phase equilibria in the bismuth – oxygen system. *J Phys Chem B* 102:4418–4425.
- Osborn EF, Tait DB (1952) The system diopside-forsterite-anorthite. *Am J Sci*, 250:413–433.
- Otto EM (1964) Equilibrium pressures of oxygen over $\text{Mn}_2\text{O}_3 - \text{Mn}_3\text{O}_4$ at various temperatures. *J Electrochem Soc* 111:88–92.
- Otto EM (1965) Equilibrium pressures of oxygen over $\text{MnO}_2 - \text{Mn}_2\text{O}_3$ at various temperatures. *J Electrochem Soc* 112:367–370.
- Otto EM (1966a) Equilibrium pressures of O_2 over $\text{Ag}_2\text{O} - \text{Ag}$ at various temperatures. *J Electrochem Soc* 113:643–645.
- Otto EM (1966b) Equilibrium pressures of O_2 over oxides of lead at various temperatures. *J Electrochem Soc* 113:525–527.
- Pack A, Kremer K, Albrecht N, Simon K, Kronz A (2010) Description of an aerodynamic levitation apparatus with applications in Earth sciences. *Geochem Trans* 11:4.
- Palme H, Larimer JW, Lipschutz ME (1988) Moderately Volatile Elements. In: Kerridge JF, Matthews MS (eds) *Meteorites and the Early Solar System*. University of Arizona Press, Tucson, pp 436–461
- Palme H, O'Neill HSC (2014) Cosmochemical Estimates of Mantle Composition. In: Carlson RW (ed) *Treatise on Geochemistry, Vol. 3: The Mantle and Core*, 2nd edn. Elsevier B.V., Amsterdam, pp 1–39
- Panish MB (1961a) Vaporization of several rare earth oxides. *J Chem Phys* 34:1079–1080.
- Panish MB (1961b) Vaporization of the rare earth oxides. *J Chem Phys* 34:2197–2198.
- Panish MB, Reif L (1963) Thermodynamics of the vaporization of Hf and HfO_2 : Dissociation energy of HfO . *J Chem Phys* 38:253–256

- Parker EN (1960) The hydrodynamic theory of solar corpuscular radiation and stellar winds. *Astrophys J* 132:821–866.
- Partington JR (1950) *Thermodynamics A Modern Introduction to General Thermodynamics and its Application to Chemistry and Physics*. 4th edn. Constable, London. pp. 263.
- Paule RC (1976) Mass spectrometric studies of Al_2O_3 vaporization processes. *High Temp Sci* 8:257–266.
- Paulina L, Swinbourne DR, Kho TS (2013) Distribution of bismuth between copper and $\text{FeO}_x\text{-CaO-SiO}_2$ slags under copper converting conditions. *Trans. Inst. Min Metall. C* 122:79-87.
- Pedley JB, Marshall EM (1983) Thermochemical data for gaseous monoxides. *J Phys Chem Ref Data* 12: 967–1031.
- Pelchowitch I, (1954) A study of the evaporation products of alkaline earth oxides. *Philips Res Reports* 9:42–79.
- Peleg M, Alcock CB (1966) Application of the torsion technique for the measurement of vapour pressures in the temperature range 1500–2500 °C. *J Sci Instrum* 43:558–565.
- Pelton AD, Degterov SA, Eriksson G, Robelin C, Dessureault Y (2000). The modified quasichemical model I—Binary solutions. *Metall Mat Trans B* 31:651–659.
- Penzhorn R-D, Ihle HR, Schuster P, Zmbov K (1988) The evaporation process of solid lithium metasilicate. *J Nucl Mater* 155-157:471–475.
- Persad AH, Ward CA (2016) Expressions for the Evaporation and Condensation Coefficients in the Hertz-Knudsen Relation. *Chem Rev* 116:7727–7767. doi: 10.1021/acs.chemrev.5b00511
- Petaev MI, Jacobsen SB, Huang S, et al (2016) Testing models of the Moon's origin, III: Phase diagram of a proto-lunar disk and condensation of trace elements. In: *Lunar Planet Sci Conf 47th*. pp 2468–2469
- Pflieger R, Colle J-Y, Iosilevskiy I, Sheindlin M (2011) Urania vapor composition at very high temperatures. *J Appl Phys* 109:033501 doi:10.1063/1.3533439
- Piacente V, Bardi G, Malaspina L, Desideri A (1973) Dissociation energy of CeO_2 and Ce_2O_2 molecules. *J Chem Phys* 59:31–36.
- Piacente V, Desideri A, Bardi G (1972) Torsion Effusion Determination of Sodium Partial Pressure Over Na_2O . *J Electrochem Soc* 119:75–76.
- Plante ER (1981) Vapor pressure measurements of potassium over $\text{K}_2\text{O-SiO}_2$ solutions by a Knudsen effusion, mass spectrometric method. In: Hastie JW (ed.) *NBS Special Publication 561: Characterization of High Temperature Vapors and Gases*. National Bureau of Standards, Washington DC., pp 265–281
- Plante ER, Hastie JW, Kowalska M (1992) Activity of FeO in the FeO-MgO-SiO_2 system determined by high temperature mass spectrometry. *ISIJ Int* 32:1276–1279.
- Pokrovski GS, Borisova AY, Bychkov AY (2013) Speciation and Transport of Metals and Metalloids in Geological Vapors. In: Stefansson A, Driesner T, Benezeth P (eds) *Reviews in Mineralogy and Geochemistry*. pp 165–218
- Popovič A, Bencze L, Koruza J, Malič B, Kosec M (2012) Knudsen effusion mass spectrometric approach to the thermodynamics of $\text{Na}_2\text{O-Nb}_2\text{O}_5$ system. *Int J Mass Spec* 309:70–78.
- Porter RF, Chupka WA, Inghram MG (1955c) Mass spectrometric study of gaseous species in the Si-SiO_2 system. *J Chem Phys* 23:216–217.

- Porter RF, Chupka WA, Inghram MG (1955b) On the Dissociation Energies of SrO and MgO Molecules. *J Chem Phys* 23:1347–1348.
- Porter RF, Schissel P, Inghram MG (1955a) A mass spectrometric study of gaseous species in the Al-Al₂O₃ system. *J Chem Phys* 23:339–342.
- Pratt JN, Aldred AT (1959) Torsion-effusion apparatus for the study of vapour pressures of alloys. *J Sci Inst* 36:465–468.
- Presnall DC, Dixon SA, Dixon JR, et al (1978). Liquidus phase relations on the join diopside-forsterite-anorthite from 1 atm to 20 kbar: their bearing on the generation and crystallization of basaltic magma. *Contrib Mineral Petrol*, 66:203–220.
- Pretorius EB, Muan A (1992) Activity-Composition Relations of Chromium Oxide in Silicate Melts at 1500°C under Strongly Reducing Conditions. *J Am Ceram Soc* 75:1364–1377.
- Quisefit JP, Toutain JP, Bergametti G, et al (1989) Evolution versus cooling of gaseous volcanic emissions from Momotombo Volcano, Nicaragua: Thermochemical model and observations. *Geochim Cosmochim Acta* 53:2591–2608.
- Rammensee W, Fraser DG (1982) Determination of activities in silicate melts by Knudsen cell mass spectrometry-I. The system NaAlSi₃O₈-KAlSi₃O₈. *Geochim Cosmochim Acta* 46:2269–2278. doi: 10.1016/0016-7037(82)90200-9
- Rau H, Schnedler E (1984) Standard molar enthalpy of formation of GeO(g) from flow measurements. *J Chem Thermo*, 16:673–682.
- Rego DN, Sigworth GK, Philbrook WO (1985) Thermodynamic study of Na₂O-SiO₂ melts at 1300° and 1400 °C. *Met Trans* 16B:313–323.
- Rein RH, Chipman J (1965) Activities in liquid solution SiO₂-CaO-MgO-Al₂O₃ at 1600 °C. *Trans Metall Soc AIME* 233:415.
- Renggli CJ, King PL, Henley RW, Norman MD (2017) Volcanic gas composition, metal dispersion and deposition during explosive volcanic eruptions on the Moon. *Geochim Cosmochim Acta* 206:296–311. doi: 10.1016/j.gca.2017.03.012
- Reyes RA, Gaskell DR (1983) The Thermodynamic Activity of ZnO in Silicate Melts. *Metall Trans B* 14B:725-731.
- Richet P, Bottinga Y (1986) Thermochemical properties of silicate glasses and liquids: a review. *Rev Geophys* 24:1-25.
- Richter FM, Davis AM, Ebel DS, Hashimoto A (2002) Elemental and isotopic fractionation of type B calcium-, aluminum-rich inclusions: Experiments, theoretical considerations, and constraints on their thermal evolution. *Geochim Cosmochim Acta* 66:521–540. doi: 10.1016/S0016-7037(01)00782-7
- Richter FM, Janney PE, Mendybaev RA, et al (2007) Elemental and isotopic fractionation of Type B CAI-like liquids by evaporation. *Geochim Cosmochim Acta* 71:5544–5564. doi: 10.1016/j.gca.2007.09.005
- Richter FM, Mendybaev RA, Christensen JN, et al (2011) Laboratory experiments bearing on the origin and evolution of olivine-rich chondrules. *Meteorit Planet Sci* 46:1152–1178. doi: 10.1111/j.1945-5100.2011.01220.x
- Ringwood AE (1966) Chemical evolution of the terrestrial planets. *Geochim Cosmochim Acta* 30:41–104.
- Ringwood AE (1979) *Origin of the Earth and Moon*. Springer-Verlag, New York, N.Y.
- Ringwood AE, Essene E (1970) Petrogenesis of Apollo 11 basalts, internal constitution and origin of the moon. In: *Proceedings of the Apollo 11 Lunar Science Conference*. pp 769–799

- Ringwood AE, Kesson SE (1977) Basaltic magmatism and the bulk composition of the moon. *Moon* 16:425–464.
- Rosenblatt GM, Birchenall CE (1961) Vapor Pressure of Antimony by the Torsion-Effusion Method. *J Chem Phys*, 35:788–794.
- Rostai M, Wahlbeck PG (1999) Dissociation energy of gaseous scandium monoxide. *J. Chem. Thermo.* 31:255–261.
- Rubin AE, Fegley B, Brett R (1988) Oxidation State in Chondrites. In: Kerridge J and Matthews MS (Eds) *Meteorites and the Early Solar System*, University of Arizona Press, Tucson. pp. 488-511
- Ruzicka A, Snyder GA, Taylor LA (2001) Comparative geochemistry of basalts from the Moon, Earth, HED asteroid, and Mars: Implications for the origin of the Moon. *Geochim Cosmochim Acta* 65:979–997.
- Ryerson FJ (1985) Oxide solution mechanisms in silicate melts: Systematic variations in the activity coefficient of SiO₂. *Geochim Cosmochim Acta* 49:637–649.
- Safarian J, Engh TA (2013) Vacuum Evaporation of Pure Metals. *Metall Mater Trans A* 44:747–753. Doi: 10.1007/s11661-012-1464-2
- Samoilova IO, Kazenas EK (1994) Thermodynamics of dissociation and sublimation of strontium oxide. *Metally* 36–39.
- Samoilova IO, Kazenas EK (1995) Thermodynamic dissociation and sublimation of calcium oxide. *Russ Metall* 1:30–33.
- Sanders DM, Haller WK (1981) A High-temperature transpiration apparatus for the study of the atmosphere above viscous, incongruently vaporizing melts. In: Hastie JW (ed) *NBS Special Publication 561: Characterization of High Temperature Vapors and Gases*. National Bureau of Standards, Washington DC. pp 111–124.
- Sano N, Belton GR (1974) The thermodynamics of volatilization of chromic oxide: Part II. The species CrO₂Cl₂. *Metall Trans* 5:2151-2154.
- Sasamoto T, Mizushima K, Sata T (1979) Transpiration study of the reaction of water vapor with barium oxide. *Bull Chem Soc Jpn* 52:2127–2129.
- Sata T, Sasamoto T, Lee HL, Maeda E (1978) Vaporization processes from magnesia materials. *Rev Int Haut Temp* 15:237-248.
- Sata T, Sasamoto T, Matsumoto K (1982) High-temperature vaporization of calcium oxide. *High Temp - High Press* 14:399–408.
- Saunders N, Miodownik AP (1998) *CALPHAD (calculation of phase diagrams): a comprehensive guide (Vol. 1)*. Elsevier B.V. Amsterdam. pp. 479.
- Schaefer L, Fegley B (2004a) A thermodynamic model of high temperature lava vaporization on Io. *Icarus* 169:216–241.
- Schaefer L, Fegley B (2004b) Heavy metal frost on Venus. *Icarus* 168:215–219. doi: 10.1016/j.icarus.2003.11.023
- Schaefer L, Fegley B (2009) Chemistry of Silicate Atmospheres of Evaporating Super-Earths. *Astrophys J* 703:L113-L117.
- Schaefer L, Fegley B (2010) Volatile element chemistry during metamorphism of ordinary chondritic material and some of its implications for the composition of asteroids. *Icarus* 205:483–496. doi: 10.1016/j.icarus.2009.08.025
- Schaefer L, Lodders K, Fegley B (2012) Vaporization of the earth: Application to exoplanet atmospheres. *Astrophys J* 755:41. doi: 10.1088/0004-637X/755/1/41

- Schuhmann R, Ensio PJ (1951) Thermodynamics of iron silicate slags: Slag saturated with gamma iron. *Trans AIME* 191:401–411.
- Shapiro E (1952) Vapor pressure of thorium oxide from 2050 to 2250 K. *J Am Chem Soc* 74:5233–5235.
- Schissel PO, Trulson OC (1966) Mass-spectrometric study of the oxidation of tungsten. *J Chem Phys* 43:737–743.
- Schmid-Fetzer R, Andersson D, Chevalier PY et al (2007) Assessment techniques, database design and software facilities for thermodynamics and diffusion. *Calphad* 31:38–52.
- Schönbächler M, Carlson RW, Horan MF, et al (2010) Heterogeneous accretion and the moderately volatile element budget of Earth. *Science* 328:884–7. doi: 10.1126/science.1186239
- Schrage RW (1953) Theoretical study of interphase mass transfer. Columbia University Press, New York
- Semenov GA (1969) Evaporation of Titanium Oxide. *Inorg Mater* 5:54–59.
- Semenov GA, Frantseva KE, Aurova OA (1983) Mass-spectrometric study of Antimony oxide evaporation. *Izv Vyss Uchebnyk Zaved Khimiya I Khimicheskaya Tekhnologiya* 26:66–70.
- Shaffer EE, Jurewicz AJG, Jones JH (1991) Experimental studies of the volatility of V and Mn. In: *Lunar and Planetary Science XXII*. pp 1221–1222
- Shapiro E (1952) Vapor Pressure of Thorium Oxide from 2050 to 2250°K. *J Am Chem Soc* 74:5233–5235.
- Shchedrin WM, Kulikov IS, Vas'kin VN, Teleguin AA (1978) Vaporization of magnetite and wüstite in neutral vacuum with mass-spectrometric analysis of gaseous phase. *J Chem Thermodyn* 10:9–18.
- Shchukarev SA, Semenov GA, Frantseva KE (1966) A thermodynamic study of the volatilization of the lower oxides of niobium. *Russ J Inorg Chem* 11:129–135.
- Shchukarev SA, Semenov GA, Rat'kovskii IA (1961) Determination of the saturation vapor pressure of thallic oxide. *Russ J Inorg Chem* 6:2817–2818.
- Shchukarev SA, Semenov GA, Rat'kovskii IA (1969) A Thermal Investigation of the Evaporation of Gallium and Indium Oxides. *Russ J Inorg Chem* 14:1–5.
- Shchukarev SA, Semenov GA, Rat'kovskii IA, Perevoshchikov VA (1961) Determination of the saturated vapor pressure of indium oxide. *Russ J Gen Chem* 31:1952–1954.
- Shimaoka T, Miyano N, Baba T, et al (1994) Volatilization of Alkali Metals from the Heated Murchison (CM2) Meteorite. *Proc NIPR Symp Antarct Meteorites* 7:164–177.
- Shimaoka T, Nakamura (1991) The effect of total pressure on vaporization of alkalis from partially molten chondritic material. In: *Levasseur-Regourd AC, Hasegawa H (eds) Origin and Evolution of Interplanetary Dust*. Kluwer Academic Publishers, Japan, pp 79–82
- Shimaoka T, Nakamura N (1989) Vaporization of Sodium from Partially Molten Chondritic Material. *Proc NIPR Symp Antarct Meteorites* 2:252–267.
- Shimazaki E, Matsumoto N, Niwa K (1957) The vapor pressure of germanium dioxide. *Bull Chem Soc Jpn* 30:969–971.
- Shornikov SI (2015) Vaporization coefficients of oxides contained in the melts of Ca-Al-inclusions in chondrites. *Geochemistry Int* 53:1080–1089. doi: 10.1134/S0016702915100055

- Shornikov SI, Archakov IY, Shul'ts MM (1998) Mass Spectrometric Study of Vaporization and Thermodynamic Properties of Silicon Dioxide. I. Composition of the Gas Phase and Partial Vapor Pressures of the Molecular Forms over Silicon Dioxide. *Russ J Gen Chem* 68:1171–1177.
- Shuva MAH, Rhamdhani MA, Brooks GA, Masood S, Reuter MA (2016) Thermodynamics Behavior of Germanium During Equilibrium Reactions between $\text{FeO}_x\text{-CaO-SiO}_2\text{-MgO}$ Slag and Molten Copper. *Metall Mater Trans B* 47B:2889-2903.
- Sidorov LN, Minayeva II, Zasorin EZ, Sorokin ID, Borshchevskiy AYa (1980) Mass spectrometric investigation of gas-phase equilibria over bismuth trioxide. *High Temp Sci* 12:175-196.
- Siebert J, Sossi PA, Blanchard I, et al (2018) Chondritic Mn/Na ratio and limited post-nebular volatile loss of the Earth. *Earth Planet Sci Lett* 485:130–139. doi: 10.1016/j.epsl.2017.12.042
- Sime RJ, Gregory NW (1960) Vapor pressures of FeCl_2 , FeBr_2 and FeI_2 by the torsion effusion method. *J Phys Chem*, 64:86–89.
- Simmons LL, Lowden LF, Ehlert TC (1977) A mass spectrometric study of K_2CO_3 and K_2O . *J Phys Chem* 81:706-709.
- Skinner HB, Searcy AW (1973) Mass spectrometric studies of Rhenium. *J Phys Chem* 77:1578–1585. doi: 10.1149/04601.0039ecst
- Smoes S, Drowart J (1984) Determination of the dissociation energies of gaseous iron monoxide and manganese monoxide by the mass spectrometric Knudsen cell method. In: Margrave JL, (ed) *Modern High Temperature Science*. Humana Press, pp 31–52.
- Smoes S, Drowart J, Myers CE (1976) Determination of the atomization energies of the molecules TaO(g) and $\text{TaO}_2\text{(g)}$ by the mass-spectrometric Knudsen cell method. *J Chem Thermo* 8:225–239.
- Sossi PA, Klemme S, O'Neill HSC, Berndt J, Moynier F (2016) Volatility of the elements and the role of oxygen fugacity. EMPG XV, ETH Zürich, Switzerland, 5-8 June.
- Sossi PA, Nebel O, Anand M, Poitrasson F (2016) On the iron isotope composition of Mars and volatile depletion in the terrestrial planets. *Earth Planet Sci Lett* 449:360–371.
- Sossi PA, Nebel O, O'Neill HSC, Moynier F (2018) Zinc isotope composition of the Earth and its behaviour during planetary accretion. *Chem Geol.* 477:73–84
- Speelmans I (2014) The behavior of moderately volatile elements during partial melting. *Rheinische Friedrich-Wilhelms-Universität Bonn* pp. 30.
- Srivastava RD, Farber M (1981) The evaporation coefficients of the Al_2O_3 vapour species. *J Chem Sci* 90:257–259.
- Stafford FE, Berkowitz J (1964) Mass-spectrometric study of the reaction of water vapor with solid barium oxide. *J Chem Phys* 40:2963–2969.
- Stebbins JF, Carmichael ISE, Moret LK (1984) Heat capacities and entropies of silicate liquids and glasses. *Contrib Min Pet* 86 :131-148.
- Stolyarova VL (2001) A mass spectrometric study of the thermodynamic properties of oxide melts. *Glass Phys Chem* 27:3–15.
- Stolyarova VL, Lopatin SI, Fabrichnaya OB, Shugurov SM (2014) Mass spectrometric study of thermodynamic properties in

- the Yb₂O₃ – ZrO₂ system at high temperatures. *Rapid Commun Mass Spectrom* 28:109–114.
- Storey WC (1973) Volatilization Studies on a Terrestrial Basalt and their Applicability to Volatilization from the Lunar Surface. *Nat Phys Sci* 241:154–157.
- Suito H, Inoue R (1984) Manganese Equilibrium between Molten Iron and MgO-saturated CaO-Fe₂O-SiO₂-MnO slags. *ISIJ* 24:257–265.
- Symonds RB, Reed MH (1993) Calculation of Multicomponent chemical equilibria in gas-solid-liquid systems: Calculation methods, thermochemical data, and applications to studies of high-temperature volcanic gases with examples from Mount St. Helens. *Am J Sci* 293:758–864.
- Symonds RB, Rose WI, Bluth GJS, Gerlach TM (1994) Volcanic gas studies: Methods results, and applications. In: Carroll MR, Holloway JR (eds) *Reviews in Mineralogy* vol. 30: Volatiles in Magmas. Mineralogical Society of America, pp 1–66
- Symonds RB, Rose WI, Reed MH, et al (1987) Volatilization, transport and sublimation of metallic and non-metallic elements in high temperature gases at Merapi Volcano, Indonesia. *Geochim Cosmochim Acta* 51:2083–2101.
- Takeda Y, Yazawa, A (1989) Dissolution loss of copper, tin and lead in FeO_n-SiO₂-CaO slag. In Koch M, Taylor JC (eds.) *Productivity and technology in the metallurgical industries*, The Minerals, Metals & Materials Society pp. 227– 240.
- Tartèse R, Anand M, Barnes JJ, et al (2013) The abundance, distribution, and isotopic composition of Hydrogen in the Moon as revealed by basaltic lunar samples: Implications for the volatile inventory of the Moon. *Geochim Cosmochim Acta* 122:58–74. doi: 10.1016/j.gca.2013.08.014
- Taylor GB, Hulett GA (1913) The dissociation of mercuric oxide. *J Phys Chem* 17:565–591.
- Taylor GJ, Wieczorek MA (2014) Lunar bulk chemical composition: a post-Gravity Recovery and Interior Laboratory reassessment. *Philos Trans R Soc A Math Phys Eng Sci* 372:20130242.
- Taylor SR, Taylor GJ, Taylor LA (2006) The Moon: A Taylor perspective. *Geochim Cosmochim Acta* 70:5904–5918. doi: 10.1016/j.gca.2006.06.262
- Tetenbaum M (1975) High temperature vaporization behavior of the neodymium sesquioxide phase. *High Temp Sci* 7:37–43.
- Theard LP, Hildenbrand DL (1964) Heat of formation of Be₂O(g) by mass spectrometry. *J Chem Phys* 41:3416–3420.
- Tissandier L, Libourel G, Toplis MJ, Chaussidon M (1998) Alkali volatilization at high temperature in silicate melts. *Meteorit Planet Sci* 33:A154–A155.
- Torgesen T (1989) Terrestrial helium degassing fluxes and the atmospheric helium budget: Implications with respect to the degassing processes of continental crust. *Chem Geo* 79:1-14.
- Tower LK (1969) Estimated gas compositions in equilibrium with condensed phases of the Cs – O system. NASA Technical Memorandum TM X-52702, Lewis (Glenn) Research Center, Cleveland, OH, pp 21.
- Trinquier A, Birck J-L, Allègre CJ, et al (2008) ⁵³Mn–⁵³Cr systematics of the early Solar System revisited. *Geochim Cosmochim Acta* 72:5146–5163. doi: 10.1016/j.gca.2008.03.023
- Tsuchiyama A, Nagahara H, Kushiro I (1981) Volatilization of sodium from silicate melt spheres and its application to the formation of chondrules. *Geochim Cosmochim Acta* 45:1357–1367. doi: 10.1016/0016-7037(81)90228-3

- Turkdogan ET (2000) Assessment of P_2O_5 activity coefficients in molten slags. *ISIJ Intl* 40:964-970.
- Valderraman J, Jacob KT (1977) Vapor Pressure and Dissociation Energy of In_2O . *Thermochim Acta* 21:215–224.
- Visscher C, Fegley B (2013) Chemistry of Impact-Generated Silicate Melt-Vapor Debris Disks. *Astrophys J* 767:L12.
- Viswanadham P, Edwards JG (1975) High-temperature thermodynamic properties of MnS by the dynamic Knudsen–torsion effusion method. *J Chem Phys*, 62:3875–3882.
- Volmer M (1931) Molargewichtsbestimmung im Gaszustand bei sehr niedrigen Drucken nach den Experimentalarbeiten von S. Heller und K. Neumann. *Zeitschrift für Phys Chemie* 863–873.
- Wahlbeck PG (1986) Comparison and Interrelations of Four Methods of Measurement of Equilibrium Vapor Pressures at High Temperatures. *High Temp Sci* 21:189–232.
- Wahlbeck PG, Gilles PW (1967) Dissociation energy of $TiO(g)$ and the high-temperature vaporization and thermodynamics of the titanium oxides. II. Trititanium Pentoxide. *J Chem Phys* 46:2465–2473.
- Wahlbeck PG, Myers DL (1997) Thermodynamics of the $Tl-O$ system and Tl -superconductors. *J Chem Phys* 106:10383–10384.
- Wahlbeck PG, Richards RR, Myers DL (1991) Vaporization of thallium (III) oxide and thallium activities in thallium superconductors. *J Chem Phys* 95:9122–9127. doi: 10.1063/1.461191
- Wahrenberger C, Seward TM, Dietrich V (2002) Volatile trace-element transport in high-temperature gases from Kudriavy volcano (Iturup, Kurile Islands, Russia). In: Hellmann R, Wood SA (eds) *The Geochemical Society Special Publication No. 7. Water-Rock Interactions, Ore Deposits and Environmental Geochemistry*. The Geochemical Society, Washington, D.C., pp 307–327
- Walsh PN, Goldstein HW, White D (1960) Vaporization of rare-earth oxides. *J Am Ceram Soc* 43:229–233.
- Wang J, Davis AM, Clayton RN, Hashimoto A (1999) Evaporation of single crystal forsterite: Evaporation kinetics, magnesium isotope fractionation, and implications of mass-dependent isotopic fractionation of a diffusion-controlled reservoir. *Geochim Cosmochim Acta* 63:953–966.
- Wang Z, Laurenz V, Petitgirard S, Becker H (2016) Earth’s moderately volatile element composition may not be chondritic: Evidence from In , Cd and Zn . *Earth Planet Sci Lett* 435:136–146. doi: 10.1016/j.epsl.2015.12.012
- Wang M, Lipschutz ME (2005) Thermal Metamorphism of Primitive Meteorites—XII. The Enstatite Chondrites Revisited. *Environ Chem* 2:215-226.
- Wang H, Stolyarova VL, Lopatin SI, Kutuzova ME, Seetharaman S (2010) High-temperature mass spectrometric study of the vaporization processes of V_2O_3 and vanadium-containing slags. *Rapid Comm Mass Spec* 24:2420–2430.
- Wänke H, Dreibus G, Jagoutz E (1984) Mantle Chemistry and Accretion History of the Earth. In: Kröner A, Hanson GN, Goodwin AM (Eds.) *Archaeo Geochemistry*, Springer, Berlin, Heidelberg, pp 1-24.
- Washburn CA (1963) Vaporization of iron oxides. Report UCRL-10991, Lawrence Radiation Laboratory, Berkeley CA pp. 29.
- Wasson JT, Kallemeyn GW (1988) Compositions of Chondrites. *Philos Trans R Soc A Math Phys Eng Sci* 325:535–544.
- Webster JD (1997) Chloride solubility in felsic melts and the role of chloride in magmatic degassing. *J Petrol* 38:1793–1807. doi: 10.1093/ptroj/38.12.1793

- Wetzel S, Pucci A, Gail H-P (2012) Vapor Pressure and Evaporation Coefficient Measurements at Elevated Temperatures with a Knudsen Cell and a Quartz Crystal Microbalance: New Data for SiO. *J Chem Eng Data* 57:1594–1601.
- White D, Seshadri KS, Dever DF, Mann DE, Linevsky MJ (1963) Infrared spectra and the structures and thermodynamics of gaseous LiO, Li₂O, and Li₂O₂. *J Chem Phys* 39:2463–2473.
- Witt-Eickschen G, Palme H, O'Neill HSC, Allen CM (2009) The geochemistry of the volatile trace elements As, Cd, Ga, In and Sn in the Earth's mantle: New evidence from in situ analyses of mantle xenoliths. *Geochim Cosmochim Acta* 73:1755–1778. doi: 10.1016/j.gca.2008.12.013
- Wolf R, Anders E (1980) Moon and Earth : compositional differences inferred from siderophiles, volatiles, and alkalis in basalts. *Geochim Cosmochim Acta* 44:2111–2124. doi: 10.1016/0016-7037(80)90208-2
- Wolf R, Richter GR, Woodrow AB, Anders E (1980) Chemical fractionations in meteorites—XI. C2 chondrites. *Geochim Cosmochim Acta* 44:711–717.
- Wolff EG, Alcock CB (1962) The volatilization of high-temperature materials in vacuo. *Trans Br Ceram Soc* 61:667–684.
- Wombacher F, Rehkämper M, Mezger K, et al (2008) Cadmium stable isotope cosmochemistry. *Geochim Cosmochim Acta* 72:646–667.
- Wood BJ, Halliday AN (2010) The lead isotopic age of the Earth can be explained by core formation alone. *Nature* 465:767–770. doi: 10.1038/nature09072
- Wood BJ, Kiseeva ES, Mirolo FJ (2014) Accretion and core formation: the effects of sulfur on metal-silicate partition coefficients. *Geochim Cosmochim Acta* 145:248–267. doi: 10.1016/j.gca.2014.09.002
- Wood BJ, Wade J (2013) Activities and volatilities of trace components in silicate melts: a novel use of metal–silicate partitioning data. *Contrib to Mineral Petrol* 166:911–921. doi: 10.1007/s00410-013-0896-z
- Woolum DS, Cassen P (1999) Astronomical constraints on nebular temperatures: Implications for planetesimal formation. *Meteorit Planet Sci* 34:897–907. doi: 10.1111/j.1945-5100.1999.tb01408.x
- Wu P, Eriksson G, Pelton AD (1993) Optimization of the Thermodynamic Properties and Phase Diagrams of the Na₂O-SiO₂ and K₂O-SiO₂ Systems. *J Am Ceram Soc* 76:2059–2064.
- Wu HY, Wahlbeck PG (1972) Vapor pressures of TiO(g) in equilibrium with Ti₂O₃(s) and Ti₃O₅ (s, β); Dissociation energy of TiO(g). *J Chem Phys* 56: 4534–4540.
- Wulf AV, Palme H, Jochum KP (1995) Fractionation of volatile elements in the early solar system : evidence from heating experiments on primitive meteorites. *Planet Space Sci* 43:451–468.
- Wyllie G (1949) Evaporation and Surface Structure of Liquids. *Proc R Soc Lond A* 197:383–395.
- Xiao B, Stixrude L (2018) Critical vaporization of MgSiO₃. *Proc Nat Acad Sci* 115:5371–5376.
- Yazhenskikh E, Hack K, Müller M (2006) Critical thermodynamic evaluation of oxide systems relevant to fuel ashes and slags Part 2: alkali oxide – alumina systems. *CALPHAD* 30:397-404.
- Yazhenskikh E, Hack K, Müller M (2011) Critical thermodynamic evaluation of oxide systems relevant to fuel ashes and slags Part 5: Potassium oxide – alumina – silica. *CALPHAD* 35:6-19.
- Yan S Swinbourne DR (2003) Distribution of germanium under lead smelting conditions. *Miner Process Extr Metall*

112:75–80.

- Yu Y, Hewins RH, Wang J (2003) Experimental study of evaporation and isotopic mass fractionation of potassium in silicate melts. *Geochim Cosmochim Acta*, 67:773–786.
- Zahnle KJ, Catling, DC (2017) The cosmic shoreline: The evidence that escape determines which planets have atmospheres, and what this may mean for Proxima Centauri B. *Astrophys J*, 843:122.
- Zaitsev AI, Arutyunyan NA, Shaposhnikov NG, et al (2006) Experimental study and modeling of the thermodynamic properties of magnesium silicates. *Russ J Phys Chem* 80:335–344. doi: 10.1134/S0036024406030058
- Zaitsev AI, Mogutnov BM (1997) Thermodynamics of CaO-SiO₂ and MnO-SiO₂ Melts: I. Experimental Study. *Inorg Mater* 33:707–714.
- Zaitsev AI, Mogutnov BM (1995) Thermodynamic properties and phase equilibria in the MnO–SiO₂ System. *J Mater Chem* 5:1063–1073.
- Zaitsev AI, Shelkova NE, Lyakishev NP, Mogutnov BM (1999) Thermodynamic properties and phase equilibria in the Na₂O–SiO₂ system. *Phys Chem Chem Phys* 1:1899–1907. doi: 10.1039/a809003c
- Zaitsev AI, Shelkova NE, Lyakishev NP, Mogutnov BM (2000) Modeling of the thermodynamic properties of silicate melts and calculation of phase equilibria in the K₂O-SiO₂ system. *Russ J Phys Chem* 74:1033–1038.
- Zanda B (2004) Chondrules. *Earth Planet Sci Lett* 224:1–17.
- Zelenski M, Taran Y (2012) Volcanic emissions of molecular chlorine. *Geochim Cosmochim Acta* 87:210–226. doi: 10.1016/j.gca.2012.03.034
- Zelenski ME, Fischer TP, de Moor JM, et al (2013) Trace elements in the gas emissions from the Erta Ale volcano, Afar, Ethiopia. *Chem Geol* 357:95–116. doi: 10.1016/j.chemgeo.2013.08.022
- Zimmermann E, Koenigs S, Neuschuetz D (1999) Mass Spectrometric Determination of the Partial Pressures of SnO, Sn₂O₂ and O₂ in Equilibrium with Solid SnO₂. *Zeitschrift fur Phys Chemie* 209:271–280.
- Zmbov KF, Ames LL, Margrave JL (1973) A mass spectrometric study of the vapor species over silicon and silicon oxides. *High Temp Sci* 5:235–240.