

Dynamical trapping of light in harmonically breathing waveguide lattices

Sebastián Carrasco,^{1,*} José Rogan,^{1,2} and Juan Alejandro Valdivia^{1,2}

¹*Departamento de Física, Facultad de Ciencias, Universidad de Chile, Casilla 653, Santiago, Chile 7800024*

²*Centro para la Nanociencia y la Nanotecnología, CEDENNA, Chile*

(Dated: December 15, 2024)

A new strategy for trapping quantum particles is presented, which allow us to simulate an effective harmonic oscillator potential trap wherever is desired. The approach is based on harmonic contraction and expansion of the system around a fixed point (trapping point) at high frequencies. Analytical results are presented for an arbitrary potential and contrasted with numerical calculations. In particular, it is shown that an harmonically breathing waveguide lattice can be used to trap optical beams using frequencies of the order of the coupling constant without needing to resort to nonlinear dielectric terms.

I. INTRODUCTION

Reaching and stabilizing novel quantum states using controllable quantum systems is a common goal of many fields of physics. For example, in the last few years, there has been some interesting suggestions in the literature, based on geometric or topological restrictions, on how to accomplish such a goal [1–3]. Similarly, there has been other approaches that are based on driving a system using external fields or mechanical deformations to dynamically generate such desired properties [4, 5]. This strategy allows the exploration of situations that go beyond the static capabilities. In that context, the alliance produced by the correspondence between quantum mechanics and optics has given rise to a resourceful laboratory where such driven systems can be experimentally tested, in what can be called “quantum simulation”. Examples include dynamic localization [6–8], coherent destruction of tunneling [9–13], Rabi oscillations [14–16], Anderson localization [17–22], and dynamical trapping [23, 24], among others.

Many of such examples have been optically simulated by exploiting the equivalence between a sinusoidally curved waveguide and an AC field [6, 25, 26] at the quantum level. Other examples, specifically in the context of dynamic stabilization, was presented by Stefano Longhi in Ref. [24], which was based on a periodic graded-index modulation of a wave-guided lattice in the longitudinal direction. His approach works in a similar way to the Kapitza (or dynamic) stabilization effect of classical and quantum mechanics in rapidly oscillating potentials; or Paul traps for charged particles that appeals to rapidly oscillating potential to trap a particle in cases where the static potential cannot [27].

In this manuscript, we present a new strategy to make dynamic stabilization (or trapping) using a harmonically breathing potential, in other words, harmonically expanding and contracting the potential around a fixed point, which plays the role of the trapping point. Moreover, here is shown analytically that such breathing sys-

tem can behave exactly like an effective harmonic oscillator potential in the high-frequency limit, and the trapping region can be directly controlled. We also offer a numerical demonstration of the trapping effect in two systems. First, we consider a system where the potential is given by two impenetrable walls, and second, a waveguide lattice. In both systems, the dynamic stabilization is present allowing to trap light where is desired, but the simplicity of the first system allows us to consider numerically the effective harmonic oscillator potential trap limit. For the waveguide, is shown that the trapping effect persists even for relatively small frequencies and amplitudes, making this effect suitable for experimental examination.

II. EFFECTIVE POTENTIAL INDUCED BY HARMONIC BREATHING

Let us consider light propagating in a waveguide which is breathing in the perpendicular direction x , and propagates along the parallel direction z . The evolution of the complex beam envelope function $\psi(x, z)$ follows an effective wave equation, namely

$$i\lambda \frac{\partial \psi}{\partial z} = -\frac{\lambda^2}{2n_s} \frac{\partial^2 \psi}{\partial x^2} + \frac{1}{\alpha^2} V\left(\frac{x}{\alpha}\right) \psi. \quad (1)$$

where z is the paraxial propagation distance, $\lambda = \lambda/(2\pi)$ is the reduced wavelength, $V(x) = n_s - n(x)$, $n(x)$ is the effective refractive index profile of the array, n_s is the bulk refractive index, $\alpha = \alpha(z)$ describes the breathing of the waveguide. Note that Eq. (1) is transformed into the Schrödinger equation if we exchange m for n_s and \hbar for λ . By means of the transformation to the non-breathing frame, namely $x' = x/\alpha(z)$, $z' = z$, and $\phi(x', z') = \psi(x', z') e^{-i\alpha\dot{\alpha}x'^2/(2\lambda)}$ (where the dot indicates the derivative with respect to z') the previous equation (1) reads

$$i\lambda \frac{\partial \phi}{\partial z'} = -\frac{\lambda^2}{2n_s\alpha^2} \frac{\partial^2 \phi}{\partial x'^2} + \frac{V(x')}{\alpha^2} \phi - \left(\frac{1}{2}\alpha\ddot{\alpha} + \dot{\alpha}^2\right) n_s x'^2 \phi. \quad (2)$$

So far the treatment is exact, but let's suppose that $\alpha = 1 + \epsilon \cos(\omega z')$, where ϵ is an adimensional parameter

* sebastian.carrasco@ug.uchile.cl

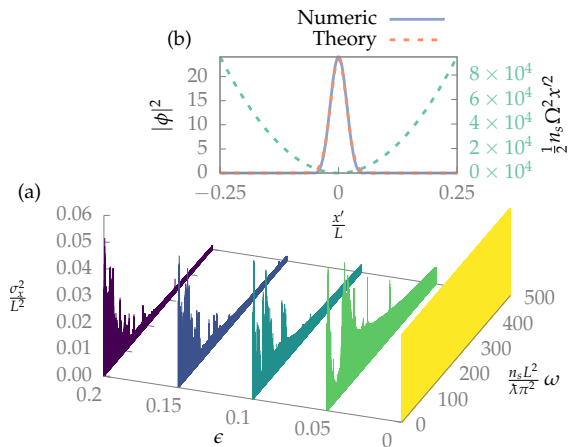


FIG. 1. Dynamical trapping produced by the breathing of two impenetrable walls. (a) The numerically computed variance of the Floquet eigenstate with the lowest variance as a function of ω and ϵ . (b) Comparison between the lowest variance Floquet eigenstate and the ground state predicted by the average harmonic oscillator potential trap, and the corresponding effective potential produced by the breathing of the system for $\omega = 5,000 \lambda \pi^2 n_s^{-1} L^{-2}$, and $\epsilon = 0.05$. The numerical calculation was performed up to $N = 30$ eigenstates of the static problem.

which measures the breathing amplitude and $\omega = \frac{2\pi}{\Lambda}$ is the spatial frequency and Λ the normalized wavelength. Note that $|\epsilon| < 1$ to avoid singularities. For large values of ω and small values of ϵ Eq. (2) becomes

$$i\lambda \frac{\partial \phi}{\partial z'} = -\frac{\lambda^2}{2n_s} \frac{\partial^2 \phi}{\partial x'^2} + V(x')\phi + \frac{1}{2} n_s \epsilon \omega^2 \cos(\omega z') x'^2 \phi. \quad (3)$$

Which is a harmonic trap, and so the light is expected to be contained close to $x' = 0$. Moreover, the evolution in this limit (see ref. [28]) can be approximated by

$$i\lambda \frac{\partial \phi}{\partial z'} = -\frac{\lambda^2}{2n_s} \frac{\partial^2 \phi}{\partial x'^2} + V(x')\phi + \frac{1}{2} n_s \Omega^2 x'^2 \phi. \quad (4)$$

with $\Omega = \epsilon \omega / \sqrt{2}$. Similarly, in this limit the term proportional to $\dot{\alpha}^2$ should give a much smaller contribution. Note that the trapping could be done wherever is desired, namely x_0 , using $x' = (x - x_0)/\alpha$ instead of $x' = x/\alpha$. Furthermore, this result is very promising, because in many other strategies the strength of the confining part of the effective potential usually scales as $\sim 1/\omega^2$ [29, 30], and so the observation of the stabilizing dynamics might require extremely long propagation distances. However, in our approach, it grows with ω^2 reducing the required propagation distance to observe the trapping, as we will discuss further.

First, and for the sake of illustration (both numerical and analytical) let's demonstrate the stabilization effect and the validity of our approximation assuming that the potential is the one given by two impenetrable walls at $x = -L/2$ and $x = L/2$, and we proceed

to solve the lowest variance Floquet eigenstate. The Floquet eigenstates $\phi^{(\mu)}$ and the quasi-energies or Floquet exponents μ are defined as the solutions of Eq. (4) of the form $\phi^{(\mu)}(z' + \Lambda) = \phi^{(\mu)}(z') \exp(-i\mu\Lambda)$. Such states are calculated expanding and projecting ϕ in the eigenfunctions ϕ_n of the static case ($\epsilon = 0$), namely, $\phi = \alpha^{-1/2} \sum_{n=1}^{\infty} a_n \phi_n$, and truncating the sum up to N to obtain system of ordinary differential equations. The factor $\alpha^{-1/2}$ should be added in order to preserve normalization. In Fig. 1 we observe the dynamical trapping produced by the breathing waveguide. This is revealed by Fig. 1(a), where we see the numerically calculated values of σ_x^2 , the variance in the coordinate x of the light envelope, for the Floquet eigenstate, with the lowest variance, as a function of ϵ and ω . Note that generally, the envelope becomes more localized as ϵ and ω grows, as it has been predicted by the Eq. (4). However, we can observe some exceptions as peaks of σ_x^2 for certain spatial frequencies. These peaks are associated with resonant behavior between the normal modes of the static system. In such case, a lowest variance Floquet eigenstate is expected to be a linear combination of some of such modes that include the resonant one, and so is likely to be an unlocalized state. However, such effects are more clearly observed at low frequencies because the resonance region becomes much thinner as the difference of frequencies becomes larger (see Ref. [31]). Even more, we can conclude that it is more likely to encounter the system localized because such exceptions only occur at very specific frequencies, and so the effect is very robust. In Fig. 1(b) we show the lowest variance Floquet eigenstate of the full Eq. (2), at $\omega = 25 \lambda \pi^2 n_s^{-1} L^{-2}$ and $\epsilon = 0.05$, and the one predicted by Eq. (4), and the corresponding effective harmonic oscillator potential trap produced by the breathing of the system. As we can see, our approximation agrees quite closely with the exact solution, even for not too large spatial frequencies (tens of times the frequency of the lowest mode of the non breathing impenetrable walls). Summing up, we found the predicted trapping effect, which is still present at relatively low spatial frequencies, but may be destroyed by resonances with the Rabi oscillations between the static modes.

III. DYNAMICAL TRAPPING ON WAVEGUIDE LATTICE

Now we turn to the main objective of this work. Show how breathing lattice can trap light beams where non-breathing lattices cannot. Let's consider a breathing waveguide lattice, which in the standard nearest-neighbor tight-binding approximation is governed by a discrete version of Eq. (4) (see appendix A), namely

$$i\dot{c}_n = -\frac{k}{\alpha}(c_{n+1} + c_{n-1}) + i\frac{\dot{\alpha}}{\alpha}c_n - \left(\frac{1}{2}\alpha\ddot{\alpha} + \dot{\alpha}^2\right) \frac{n_s a^2 n^2}{\lambda} c_n, \quad (5)$$

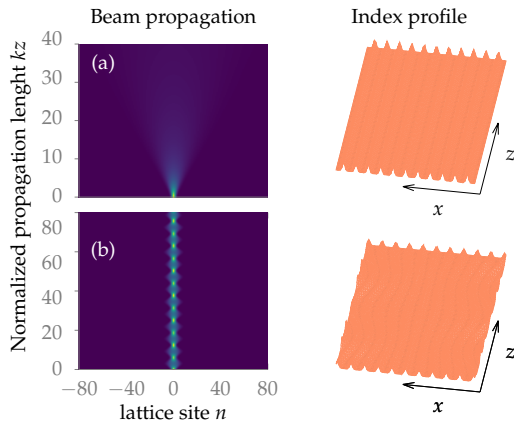


FIG. 2. Beam propagation (snapshot of $|c_n(z)|^2$) in a breathing lattice with $\omega = k$ for (a) $\epsilon = 0$ and (b) $\epsilon = 0.1$. The right panels schematically show the index profile of the non-breathing (upper plot) and breathing (lower plot) waveguide array.

where k is the coupling constant between adjacent waveguides, a the distance between adjacent waveguides in the non-breathing case, and c_n the mode amplitude. Fig. 2 shows the propagation of a Gaussian beam obtained by direct numerical simulations of Eq. (5) with $\alpha(z) = 1 + \epsilon \cos(\omega z)$, as it was chosen for the previous calculations. It worth to recall that the no singularity condition ($|\epsilon| < 1$) keeps the distances between two points always greater than zero, hence two waveguides never touch each other. The initial condition is set as $c_n(0) = \exp(-n^2/5)$. In Fig. 2(a) we observe the propagation through a non-breathing ($\epsilon = 0$) waveguide lattice which acts as a defocusing lens for the discretized beam. In Fig. 2(b) we observe the dynamic trapping of the beam as it travels through the breathing waveguide with $\epsilon = 0.1$, $\omega = k$, and $n_s a^2 \lambda^{-1} k = 1$, which is a good approximation to the experimental case, considering that the typical experimental values, namely a of the order of $10 \mu\text{m}$, λ of the order of 100nm , n_s around unity, and k of the order of mm^{-1} [6, 25, 32]. Indeed, for this typical coupling constant k is of the order of a mm^{-1} , and the propagation length shown on Fig. 2 corresponds to a physical length of the order of a cm. Remarkably, the effect which was illustrated for the impenetrable wall problem at high frequencies persists even for relatively small spatial modulation frequencies (of the order of the coupling constant k), opening the possibility to observe this trapping effect with the current experimental capabilities.

This trapping effect is related to the existence of a Floquet eigenstate (metastable state) which is similar to the initial condition, or a sort of an effective potential produced by the breathing of the system, as it was discussed before for an arbitrary potential. For the parameters of the breathing waveguide used in Fig. 2(b), the Floquet eigenstates can be numerically calculated. Assuming an

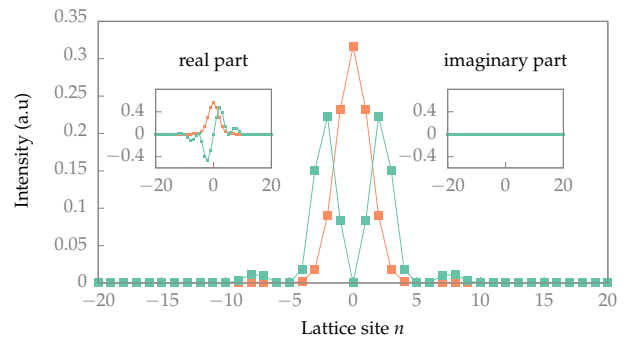


FIG. 3. Numerically computed intensity distribution $|c_n^2|$ for the two most localized metastable states (Floquet eigenstates), at the plane $z = 0$, for the breathing waveguide lattice with $\omega = k$ and $\epsilon = 0.1$. The insets show the real and imaginary parts of the states.

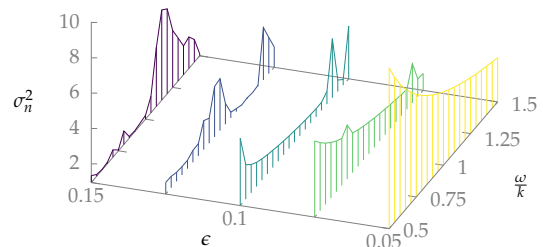


FIG. 4. Numerically computed lowest variance of all Floquet eigenstates in the waveguide lattice as a function of ω and ϵ .

array of 161 waveguides, in Fig. 3 we observe the two most localized states. It's interesting to note that the most localized metastable state highly resembles the initial condition used in Fig. 2(b), and then explain why it remains trapped around the lattice site $n = 0$ while it travels along the propagation axis z .

In a similar way that it was done before for the case of two impenetrable walls, in Fig. 4 we see the numerically calculated values of $\sigma_n^2 = \sum_n n^2 c_n^2$, the variance in the lattice site n of the mode amplitude, and plotted the lowest variance among all Floquet eigenstates as a function of ϵ and ω . We observe that the behavior of the waveguide lattice strongly resembles the behavior of the system of two impenetrable walls, and so the localization grows as we increase the value of the breathing amplitude ϵ and the spatial frequency ω . However, this doesn't hold for certain frequencies and values of ϵ which, as it was stated before, may correspond to a Rabi-like behavior of the system. As a final remark, we must state that this show again that the effect persist even for relatively small spatial modulation frequencies.

IV. CONCLUSION AND DISCUSSION

In conclusion, a new scheme of dynamical stabilization is presented, in a way that is directly based in the simulation of a Paul trap [28] using a harmonically breathing potential at high frequency. Using this approach it's possible to trap light wherever is desired, and such capability remains even for relatively small breathing frequencies. Even more, such trapping allows us to simulate potentials that may go beyond the static experimental capabilities. Finally, it must be stated that this particle trapping strategy analogy is not limited to light, it can be applied to any system that follows a Schrödinger-like equation, and so it can be used equally to trap other kinds of bosons and fermions.

ACKNOWLEDGMENTS

The authors are pleased to acknowledge M. Clerc for a valuable discussion about stabilization effects. This work was supported by CONICYT-PCHA/Doctorado Nacional/2016-2116103 (S.C.) and the Fondo Nacional de Investigaciones Científicas y Tecnológicas (FONDECYT, Chile) under grants #1160639 (JR), #1150718 (JAV), and CEDENNA through “Financiamiento Basal para Centros Científicos y Tecnológicos de Excelencia-FB0807” (JR and JAV). We also acknowledge support from Grant FA9550-18-1-0438 of the U.S.A.F. Office of Scientific Research (JR and JAV).

Appendix A: Derivation of the Eq. (5)

In the tight-binding approximation

$$\phi = \sum_n c_n u_n(x), \quad (\text{A1})$$

where $u_n(x) = u(x-na)$ is a localized mode in the lattice site n . It is reasonable to assume that the localized mode is Gaussian, namely

$$u(x) = \frac{1}{(2\pi b^2)^{1/4}} \exp\left(-\frac{x^2}{4b^2}\right).$$

In the nearest-neighbor approximation

$$\int H_0 u_n u_m dx \approx e \delta_{n,m} - \lambda k \delta_{n,m+1},$$

where H_0 is the Hamiltonian in the non-breathing case, e the energy of the localized mode, and $k > 0$ is the coupling constant between adjacent waveguides. It will be useful to use the fact that in the nearest-neighbor approximation

$$\int x^2 u_n u_m dx \approx n^2 a^2 \delta_{n,m}.$$

Now let's turn to the breathing case. The time evolution follows Eq (4), namely

$$i\lambda \frac{\partial \phi}{\partial z'} = \frac{1}{\alpha} H_0 \phi - \left(\frac{1}{2} \alpha \ddot{\alpha} + \dot{\alpha}^2\right) n_s x'^2 \phi. \quad (\text{A2})$$

In the non-breathing frame Eq. (A1) should be rewritten as

$$\phi = \sum_n \sqrt{\frac{1}{\alpha}} c_n u_n(x').$$

Note that a factor $\sqrt{1/\alpha}$ should be added to preserve the normalization. Replacing this back on (A2) and projecting, gives

$$i\dot{c}_n = -\frac{k}{\alpha}(c_{n+1} + c_{n-1}) + i\frac{\dot{\alpha}}{\alpha}c_n + \frac{e}{\alpha}c_n - \left(\frac{1}{2}\alpha\ddot{\alpha} + \dot{\alpha}^2\right) \frac{n_s a^2 n^2}{\lambda} c_n.$$

Making the canonical transformation $c'_n = c_n \exp\left(-ie \int_0^z \frac{dz'}{\alpha(z')}\right)$ we obtain Eq. (5), namely,

$$i\dot{c}'_n = -\frac{k}{\alpha}(c'_{n+1} + c'_{n-1}) + i\frac{\dot{\alpha}}{\alpha}c'_n - \left(\frac{1}{2}\alpha\ddot{\alpha} + \dot{\alpha}^2\right) \frac{n_s a^2 n^2}{\lambda} c'_n.$$

-
- [1] M. C. Rechtsman, J. M. Zeuner, Y. Plotnik, Y. Lumer, D. Podolsky, F. Dreisow, S. Nolte, M. Segev, and A. Szameit, *Nature* **496**, 196 (2013).
 - [2] M. Polini, F. Guinea, M. Lewenstein, H. C. Manoharan, and V. Pellegrini, *Nature nanotechnology* **8**, 625 (2013).
 - [3] T. Jacqmin, I. Carusotto, I. Sagnes, M. Abbarchi, D. Solnyshkov, G. Malpuech, E. Galopin, A. Lemaître, J. Bloch, and A. Amo, *Physical review letters* **112**, 116402 (2014).
 - [4] J. Dalibard, F. Gerbier, G. Juzeliūnas, and P. Öhberg, *Reviews of Modern Physics* **83**, 1523 (2011).
 - [5] H. Zhai, *International Journal of Modern Physics B* **26**, 1230001 (2012).
 - [6] S. Longhi, M. Marangoni, M. Lobino, R. Ramponi, P. Laporta, E. Cianci, and V. Foglietti, *Physical review letters* **96**, 243901 (2006).
 - [7] A. Szameit, I. L. Garanovich, M. Heinrich, A. A. Sukhorukov, F. Dreisow, T. Pertsch, S. Nolte, A. Tünnermann, S. Longhi, and Y. S. Kivshar, *Physical review letters* **104**, 223903 (2010).
 - [8] S. Longhi, *Optics letters* **40**, 4707 (2015).
 - [9] S. Longhi, *Physical Review A* **71**, 065801 (2005).

- [10] G. Della Valle, M. Ornigotti, E. Cianci, V. Foglietti, P. Laporta, and S. Longhi, *Physical review letters* **98**, 263601 (2007).
- [11] A. Szameit, Y. V. Kartashov, F. Dreisow, M. Heinrich, T. Pertsch, S. Nolte, A. Tünnermann, V. A. Vysloukh, F. Lederer, and L. Torner, *Physical review letters* **102**, 153901 (2009).
- [12] S. Mukherjee, M. Valiente, N. Goldman, A. Spracklen, E. Andersson, P. Öhberg, and R. R. Thomson, *Physical Review A* **94**, 053853 (2016).
- [13] X. Luo, Q. Xie, and B. Wu, *Physical Review A* **76**, 051802 (2007).
- [14] M. Ornigotti, G. Della Valle, T. T. Fernandez, A. Coppa, V. Foglietti, P. Laporta, and S. Longhi, *Journal of Physics B: Atomic, Molecular and Optical Physics* **41**, 085402 (2008).
- [15] Y. V. Kartashov, V. A. Vysloukh, and L. Torner, *Phys. Rev. Lett.* **99**, 233903 (2007).
- [16] K. Shandarova, C. E. Rüter, D. Kip, K. G. Makris, D. N. Christodoulides, O. Peleg, and M. Segev, *Phys. Rev. Lett.* **102**, 123905 (2009).
- [17] T. Schwartz, *Nature (London)* **446**, 52 (2007).
- [18] D. S. Wiersma, P. Bartolini, A. Lagendijk, and R. Righini, *Nature* **390**, 671 (1997).
- [19] Y. Lahini, A. Avidan, F. Pozzi, M. Sorel, R. Morandotti, D. N. Christodoulides, and Y. Silberberg, *Physical Review Letters* **100**, 013906 (2008).
- [20] P.-E. Wolf and G. Maret, *Physical review letters* **55**, 2696 (1985).
- [21] M. P. Van Albada and A. Lagendijk, *Physical review letters* **55**, 2692 (1985).
- [22] S. John, *Physical Review Letters* **53**, 2169 (1984).
- [23] G. Theocharis, P. Schmelcher, P. Kevrekidis, and D. Frantzeskakis, *Physical Review A* **74**, 053614 (2006).
- [24] S. Longhi, *Optics letters* **36**, 819 (2011).
- [25] S. Longhi, *Optics letters* **30**, 2137 (2005).
- [26] R. Iyer, J. S. Aitchison, J. Wan, M. M. Dignam, and C. M. de Sterke, *Optics express* **15**, 3212 (2007).
- [27] S. Earnshaw, *Trans. Camb. Phil. Soc.* **7**, 97 (1842).
- [28] N. Goldman and J. Dalibard, *Physical review X* **4**, 031027 (2014).
- [29] R. J. Cook, D. G. Shankland, and A. L. Wells, *Physical Review A* **31**, 564 (1985).
- [30] I. Gilyary, N. Moiseyev, S. Rahav, and S. Fishman, *Journal of Physics A: Mathematical and General* **36**, L409 (2003).
- [31] S. Carrasco, J. Rogan, and J. A. Valdivia, *Scientific reports* **7**, 13217 (2017).
- [32] S. Weimann, T. Eichelkraut, and A. Szameit, *Physical Review A* **97**, 053844 (2018).