

Cluster structure of light nuclei

R. Bijker^{a,*}, F. Iachello^b

^a*Instituto de Ciencias Nucleares, Universidad Nacional Autónoma de México, 04510 Ciudad de México, México*

^b*Center for Theoretical Physics, Sloane Laboratory, Yale University, New Haven, Connecticut 06520-8120, U.S.A.*

Abstract

We review recent studies of the cluster structure of light nuclei within the framework of the algebraic cluster model (ACM) for nuclei composed of k α -particles and within the framework of the cluster shell model (CSM) for nuclei composed of k α -particles plus x additional nucleons. The calculations, based on symmetry considerations and thus for the most part given in analytic form, are compared with experiments in light cluster nuclei. The comparison shows evidence for Z_2 , D_{3h} and T_d symmetry in the even-even nuclei ${}^8\text{Be}$ ($k = 2$), ${}^{12}\text{C}$ ($k = 3$) and ${}^{16}\text{O}$ ($k = 4$), respectively, and for the associated double groups Z'_2 and D'_{3h} in the odd nuclei ${}^9\text{Be}$, ${}^9\text{B}$ ($k = 2$, $x = 1$) and ${}^{13}\text{C}$ ($k = 3$, $x = 1$), respectively.

Keywords: Cluster models, Alpha-cluster nuclei, Symmetries, Algebraic models

1. Introduction

The cluster structure of light nuclei has a long history dating back to the 1930's with early studies of α -cluster models by Wheeler [1] and Hafstad and Teller [2], followed by Dennison [3] and Kameny [4]. Soon afterwards, the connection between the cluster model and the shell-model was investigated by Wildermuth and Kallanopoulos [5]. In 1965, Brink [6, 7] suggested specific geometric

*Corresponding author

Email addresses: `bijker@nucleares.unam.mx` (R. Bijker), `francesco.iachello@yale.edu` (F. Iachello)

configurations for nuclei composed of k α -particles, here referred as $k\alpha$ nuclei. In particular, the suggested configurations of the ground state were, for $k = 2$ a dumbbell configuration with Z_2 symmetry (^8Be), for $k = 3$ an equilateral triangle with D_{3h} symmetry (^{12}C) and for $k = 4$ a tetrahedron with T_d symmetry (^{16}O), as shown in Fig. 1. Brink's suggestion stimulated a considerable amount of work in an attempt to derive cluster properties from the shell model, especially by the Japanese school [8–11] and from mean field theories [12]. Also, the cluster structure of specific nuclei was extensively investigated, as for example in ^{16}O [13, 14], and Brink's model was applied to a wide range of cluster nuclei from ^{12}C to ^{44}Ti in [15, 16]. A review of cluster models up to 2006 can be found in [17], and more recent ones in [18] and [19].

In recent years, there has been considerable renewed interest in the structure of α -cluster nuclei, especially for the nucleus ^{12}C [20]. The observation of new rotational states built on the ground state [21–24] and the Hoyle state [25–27] has stimulated a large effort to understand the structure of ^{12}C ranging from studies based on Antisymmetric Molecular Dynamics (AMD) [28], Fermion Molecular Dynamics (FMD) [29], BEC-like cluster model [30], ab initio no-core shell model [31–33], lattice EFT [34–36], no-core symplectic model [37] and the Algebraic Cluster Model (ACM) [38–41]. In the first part of this paper, we review the ACM as applied to $k\alpha$ nuclei with $k = 2, 3, 4$.

An important question is the extent to which cluster structures survive the addition of nucleons (protons and neutrons). We refer to nuclei composed of k α -particles plus x nucleons as $k\alpha + x$ nuclei. This question has also been addressed in the past, especially in the case of the Be isotopes seen as $^8\text{Be} + x$ nucleons, with a variety of methods [42–47] culminating, in the 1970's, in the extensive work of Okabe, Abe and Tanaka [48, 49] using the Linear Combination of Atomic Orbitals (LCAO) method and its generalizations. In recent years, FMD [50–53] and AMD [54–56] calculations have provided very detailed and accurate microscopic descriptions of the Be isotopes with large overlap with the Brink model [7]. In another seminal development, Von Oertzen [57–60] has discussed the structure of ^9B , ^9Be , ^{10}B and ^{10}Be in a two-center shell model,

in which these isotopes are seen as ${}^8\text{Be}$ plus neutrons and protons. In very recent years, a description of $k\alpha + x$ nuclei has been suggested in terms of the Cluster Shell Model (CSM) [61, 62] which builds on the algebraic description of $k\alpha$ nuclei in terms of the ACM [63]. In the second part of this paper, we review the CSM as applied to $k\alpha + x$ nuclei with $k = 2, 3, 4$ and $x = 1$.

We note in this connection that the Cluster Shell Model (CSM) takes fully into account the Pauli principle, as discussed in Section 8. Individual nucleons are placed in the single-particle orbitals described in Section 7 according to the Pauli principle. The treatment of the Pauli principle in CSM is thus identical to that in the Nilsson model [64], in the Brink model [6] and the LCAO method [46, 47]. The question of the Pauli principle in the Brink model is also discussed in [15, 16] and in the molecular model with Z_2 symmetry dumbbell in [46, 47]. We emphasize here the point that in the CSM one is able to take into account the Pauli principle not only for the dumbbell configuration (two-center shell model) but also for the triangular configuration (three-center shell model) and for the tetrahedral configuration (four-center shell model). The latter two have not been discussed before within the context of nuclear physics.

The figures of Section 7 also show the occurrence of “magic” numbers for protons and neutrons at 4 for the dumbbell configuration, at 6 for the triangular configuration and at 8 for the tetrahedral configuration. The stability of the $k\alpha$ nuclei is thus inherent in the approach described here and justifies the ACM. A remaining question, however, is to what extent the reduction from the spherical shell model to the cluster model induces two- or higher order terms in the effective α - α interaction. The algebraic approach when written in terms of coordinates and momenta corresponds to an effective α - α interaction of the Morse type [65], as discussed in [66]. The Morse type interaction has a “hard core” which effectively mimics the Pauli principle, since it does not allow for two α -particles to get close and overlap strongly. Also, as shown in the figures in Section 2 where the matter density is plotted, the situation encountered in light nuclei is that in which the α -particles are in a close-packing situation, that is they just touch but do not overlap. Taking into account effectively the Pauli

principle in the α - α interaction within the framework of the algebraic method ACM is therefore a good approximation to the full microscopic approach in terms of nucleons.

The aim of this paper is to present all formulas and calculations to compare with experimental data and, as a result, to show evidence for the occurrence of the geometric symmetries Z_2 , D_{3h} , T_d and Z'_2 , D'_{3h} in the structure of $k\alpha$ and $k\alpha + 1$ nuclei.

The ACM model reviewed in the first part of this article is purely phenomenological, as the collective model of Bohr and Mottelson and does not attempt a microscopic description in terms of nucleon-nucleon interactions, but rather exploits symmetry considerations to derive most of the observables in explicit analytic form that can be compared with experiment. Conversely, the CSM reviewed in the second part is a microscopic model that makes use of a symmetry-adapted basis, the cluster basis with Z_2 , D_{3h} and T_d symmetry instead of the spherical basis.

One important question is the extent to which these symmetries emerge from microscopic calculations. Extensive calculations have been done for ^8Be and ^9Be (Z_2 and Z'_2 symmetry) within the framework of microscopic approaches mentioned in the paragraphs above. For these nuclei, microscopic approaches appear to produce cluster features correctly, although effective charges still need to be introduced in the analysis of electromagnetic transition rates in shell model based calculations [32]. A detailed comparison between the algebraic approach and microscopic approaches for ^8Be and ^9Be is given in [62]. Also for ^{12}C and ^{13}C (D_{3h} and D'_{3h} symmetry) extensive calculations exist, especially for ^{12}C . The AMD and FDM microscopic calculations produce results in quantitative agreement with the symmetry. Also, lattice EFT produces results in ^{12}C and ^{16}O which support D_{3h} and T_d symmetry. It would be of great interest to understand whether the cluster structure of ^{12}C and ^{13}C emerges from *ab initio* calculations, such as the no-core shell model (NCCI) [31–33] for which calculations are planned. The results presented here, based on purely symmetry concepts, provide benchmarks for microscopic studies of cluster structure of

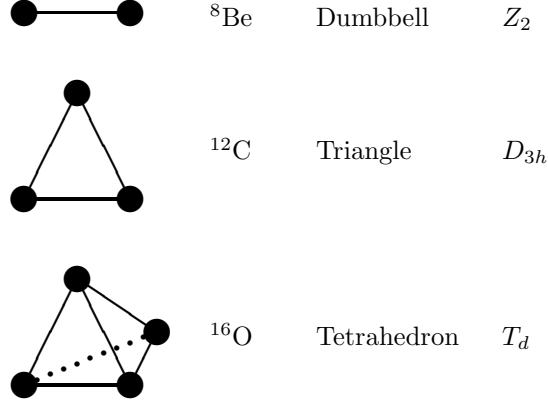


Figure 1: Cluster configurations for $k = 2, 3$ and 4 α -particles.

light nuclei.

2. The algebraic cluster model

The algebraic cluster model is based on the algebraic theory of molecules introduced in 1981 [67] and reviewed in [66]. It amounts to a bosonic quantization of the Jacobi variables according to the general quantization scheme for problems with ν degrees of freedom in terms of the Lie algebra $U(\nu + 1)$ [68]. For $k\alpha$ structures, the number of degrees of freedom, after removing the center-of-mass motion, is $\nu = 3(k - 1)$, leading to the Lie algebra of $U(3k - 2)$.

The ACM is a model which describes the relative motion of a cluster system. We start by introducing the relative Jacobi coordinates for a k -body system (see Fig. 1)

$$\begin{aligned}
 \vec{\rho} &= (\vec{r}_1 - \vec{r}_2) / \sqrt{2}, \\
 \vec{\lambda} &= (\vec{r}_1 + \vec{r}_2 - 2\vec{r}_3) / \sqrt{6}, \\
 \vec{\eta} &= (\vec{r}_1 + \vec{r}_2 + \vec{r}_3 - 3\vec{r}_4) / \sqrt{12}, \\
 &\vdots
 \end{aligned} \tag{1}$$

Table 1: Algebraic cluster model.

k	Nucleus	$U(3k - 2)$	Discrete symmetry	Jacobi variables
2	${}^8\text{Be}$	$U(4)$	Z_2	$\vec{\rho}$
3	${}^{12}\text{C}$	$U(7)$	$D_{3h} \supset D_3$	$\vec{\rho}, \vec{\lambda}$
4	${}^{16}\text{O}$	$U(10)$	T_d	$\vec{\rho}, \vec{\lambda}, \vec{\eta}$

together with their conjugate momenta. Here \vec{r}_i represent the coordinates of the constituent particles. The relevant Jacobi coordinates are $\vec{\rho}$ for $k = 2$, $\vec{\rho}$ and $\vec{\lambda}$ for $k = 3$, and $\vec{\rho}, \vec{\lambda}$ and $\vec{\eta}$ for $k = 4$ (see Table 1). The ACM uses the method of bosonic quantization which consists in quantizing the Jacobi coordinates and momenta with vector boson operators and adding an additional scalar boson

$$b_{\rho m}^\dagger, b_{\lambda m}^\dagger, b_{\eta m}^\dagger, s^\dagger, \quad (m = -1, 0, 1), \quad (2)$$

under the constraint that the total number of bosons N is conserved.

Cluster states are described in the ACM in terms of a system of N interacting bosons with angular momentum and parity $L^P = 1^-$ (dipole or vector bosons) and $L^P = 0^+$ (monopole or scalar bosons). The $3(k - 1)$ components of the vector bosons together with the scalar boson span a $(3k - 2)$ -dimensional space with group structure $U(3k - 2)$. The many-body states are classified according to the totally symmetric irreducible representation $[N]$ of $U(3k - 2)$, where N represents the total number of bosons.

An explicit construction of the algebra and derivation of analytic formulas for energy levels, electromagnetic transition rates, matter and charge densities and associated form factors in electron scattering has been completed for cases $k = 2$ [67], $k = 3$ [38, 39] and $k = 4$ [40, 41]. It is summarized in Table 1 and results will be reviewed in the following subsections.

2.1. Classification of states

The discrete symmetry of clusters imposes conditions on the allowed quantum states. The mathematical method for determining the allowed states (*i.e.*

Table 2: Symmetry adapter operators of the permutation group.

Group G	Symmetry adapter	
	Transposition	Cyclic permutation
$S_2 \sim Z_2 \sim P$	$P(12)$	$P(12)$
$S_3 \sim D_3$	$P(12)$	$P(123)$
$S_4 \sim T_d$	$P(12)$	$P(1234)$

constructing representations of the discrete group G) is by means of the use of so-called symmetry adapter operators. For cases $k = 2, 3, 4$ and identical constituents, one can exploit the isomorphism of the discrete point group with the permutation group S_k . The associated symmetry adapter operators are the transposition $P(12)$ and the cyclic permutation $P(12 \cdots k)$, see Table 2. All other permutations can be expressed in terms of these elementary ones [69].

For the harmonic oscillator there exists a procedure for the explicit construction of states with good permutation symmetry [69]. However, in the application to the ACM the number of oscillator quanta may be large (up to 10) and moreover in general the oscillator shells are mixed. Therefore, a general procedure was developed in which the wave functions with good permutation symmetry $|\psi_t\rangle$ are generated numerically by diagonalizing S_k invariant interactions. Subsequently, the permutation symmetry t of a given wave function is determined by examining its transformation properties under the transposition $P(12)$ and the cyclic permutation $P(12 \cdots k)$. This procedure is explained in more detail in Appendix A.

Representations can be labeled either by S_k or by the isomorphic discrete group G , as shown in Table 3. Here the representations of S_k are labelled by the Young tableaux, while those of G are labelled by the standard notation used in molecular physics [70, 71].

In application to α -cluster nuclei, like ^8Be , ^{12}C and ^{16}O , in which the constituent parts are identical, the eigenstates of the Hamiltonian should transform

Table 3: Labelling of representations.

Group G	S_k Label	G Label	Degeneracy
$S_2 \sim Z_2 \sim P$	[2]	A	Singly
	[11]	B	Singly
$S_3 \sim D_3$	[3]	A_1	Singly
	[21]	E	Doubly
	[111]	A_2	Singly
$S_4 \sim T_d$	[4]	A_1	Singly
	[31]	F_2	Triply
	[22]	E	Doubly
	[211]	F_1	Triply
	[1111]	A_2	Singly

according to the symmetric representations of the corresponding permutation group.

2.1.1. Dumbbell configuration

An algebraic description of this configuration is given by the algebra of $U(4)$ [67]. This algebra is constructed with boson creation operators $b_{\rho,m}^\dagger$ with $m = 0, \pm 1$ and s^\dagger , altogether denoted by c_α^\dagger with $\alpha = 1, \dots, 4$, and annihilation operators $b_{\rho,m}, s$. Here $b_{\rho,m}^\dagger$ and $b_{\rho,m}$ are the quantization of the Jacobi variable $\vec{\rho}$ (see Fig. 2) and its conjugate momentum, and s^\dagger, s is an auxiliary scalar boson. The bilinear products $G_{\alpha\beta} = c_\alpha^\dagger c_\beta$ with $\alpha, \beta = 1, \dots, 4$ of creation and annihilation operators generate the Lie algebra of $U(4)$. Specifically these are

$$\begin{aligned}
 & (s^\dagger \times \tilde{s})^{(0)}, \quad (b_\rho^\dagger \times \tilde{s})^{(1)}, \quad (s^\dagger \times \tilde{b}_\rho)^{(1)}, \\
 & (b_\rho^\dagger \times \tilde{b}_\rho)^{(L)}, \quad (L = 0, 1, 2),
 \end{aligned} \tag{3}$$

where $\tilde{b}_{\rho,m} = (-1)^{1-m} b_{\rho,-m}$ and $\tilde{s} = s$. We consider here rotations and vibrations of the dumbbell configuration. States can be classified by a vibrational quantum number $v = 0, 1, 2, \dots$, and a rotational quantum number L and its

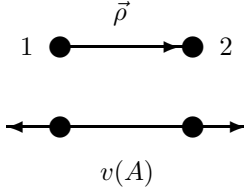


Figure 2: Jacobi vector $\vec{\rho}$ for a dumbbell configuration and its vibrations.

projection M as $|v, L, M\rangle$. In the case in which the two constituents are identical (two α -particles) the dumbbell has $Z_2 \sim S_2 \sim P$ symmetry. All vibrational states v have symmetry A under Z_2 since the two particles are identical (Fig. 2). The angular momentum content of each vibrational band is $L^P = 0^+, 2^+, 4^+, \dots$, where the parity P has been added, although here it is not an independent quantum number, $P = (-)^L$.

2.1.2. Equilateral triangle configuration

An algebraic description of this configuration is given by the algebra of $U(7)$ [38, 39]. This algebra is constructed with boson creation operators $b_{\rho,m}^\dagger$, $b_{\lambda,m}^\dagger$ with $m = 0, \pm 1$ and s^\dagger , altogether denoted by c_α^\dagger with $\alpha = 1, \dots, 7$, and annihilation operators $b_{\rho,m}$, $b_{\lambda,m}$, s . The two vector boson operators $b_{\rho,m}^\dagger$, $b_{\lambda,m}^\dagger$ and $b_{\rho,m}$, $b_{\lambda,m}$ are the quantization of the two Jacobi variables

$$\begin{aligned}\vec{\rho} &= (\vec{r}_1 - \vec{r}_2) / \sqrt{2}, \\ \vec{\lambda} &= (\vec{r}_1 + \vec{r}_2 - 2\vec{r}_3) / \sqrt{6}.\end{aligned}\quad (4)$$

The bilinear products $G_{\alpha\beta} = c_\alpha^\dagger c_\beta$ with $\alpha, \beta = 1, \dots, 7$ generate the Lie algebra of $U(7)$. A specific form is given in [39].

We consider here rotations and vibrations of an equilateral triangular configuration. States can be classified as

$$\left| (v_1, v_2^{\ell_2}); t, K, L^P, M \right\rangle, \quad (5)$$

where t denotes the representations of D_{3h} , and K the projection of the angular momentum L on the symmetry axis. In the case in which the three constituents are identical (three α -particles), the triangular configuration of Fig. 3 has D_{3h}

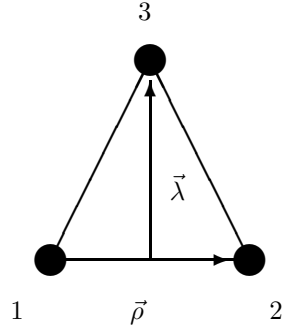


Figure 3: Jacobi variables $\vec{\rho}$, $\vec{\lambda}$ for an equilateral triangle configuration.

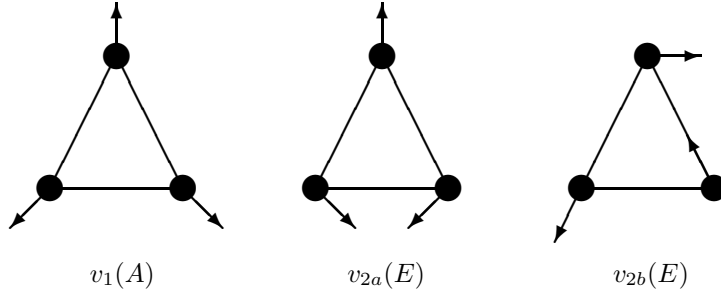


Figure 4: Fundamental vibrations of a triangular configuration (point group D_{3h}). The A vibration is singly degenerate, while E is doubly degenerate with components v_{2a} , v_{2b} .

symmetry. This imposes some conditions on the allowed values of K and L . In Eq. (5), $(v_1, v_2^{\ell_2})$ label the vibrational states with $v_1 = 0, 1, \dots$, $v_2 = 0, 1, \dots$, and $\ell_2 = v_2, v_2 - 2, \dots, 1$ or 0 for v_2 odd or even. The fundamental vibrations of a triangular configuration are shown in Fig. 4.

For vibrational bands with $\ell_2 = 0$ and 1 , the allowed values of the angular

momentum are

$$\begin{aligned}
K &= 3n & n &= 0, 1, 2, \dots, \\
L &= 0, 2, 4, \dots, & & \text{for } K = 0 \\
L &= K, K + 1, K + 2, \dots & & \text{for } K \neq 0
\end{aligned} \tag{6}$$

for $(v_1, v_2^{\ell_2=0})$, and

$$\begin{aligned}
K &= 3n + 1, 3n + 2 & n &= 0, 1, 2, \dots, \\
L &= K, K + 1, K + 2, \dots, & &
\end{aligned} \tag{7}$$

for $(v_1, v_2^{\ell_2=1})$. The parity is $P = (-)^K$. The vibrational band $(1, 0^0)$ has the same angular momenta $L^P = 0^+, 2^+, 3^-, 4^\pm, \dots$, as the ground state band $(0, 0^0)$, while the angular momentum content of the doubly degenerate vibration $(0, 1^1)$ is given by $L^P = 1^-, 2^\mp, 3^\mp, \dots$.

2.1.3. Tetrahedral configuration

An algebraic description of this configuration is given by the algebra of $U(10)$ [40, 41]. This algebra is constructed with boson creation operators $b_{\rho,m}^\dagger$, $b_{\lambda,m}^\dagger$, $b_{\eta,m}^\dagger$ with $m = 0, \pm 1$ and s^\dagger , altogether denoted by c_α^\dagger with $\alpha = 1, \dots, 10$, and annihilation operators $b_{\rho,m}$, $b_{\lambda,m}$, $b_{\eta,m}$, s . The three vector boson operators $b_{\rho,m}^\dagger$, $b_{\lambda,m}^\dagger$, $b_{\eta,m}^\dagger$ and $b_{\rho,m}$, $b_{\lambda,m}$, $b_{\eta,m}$ are the quantization of the three Jacobi variables

$$\begin{aligned}
\vec{\rho} &= (\vec{r}_1 - \vec{r}_2) / \sqrt{2}, \\
\vec{\lambda} &= (\vec{r}_1 + \vec{r}_2 - 2\vec{r}_3) / \sqrt{6}, \\
\vec{\eta} &= (\vec{r}_1 + \vec{r}_2 + \vec{r}_3 - 3\vec{r}_4) / \sqrt{12},
\end{aligned} \tag{8}$$

shown in Fig. 5. The bilinear products $G_{\alpha\beta} = c_\alpha^\dagger c_\beta$ with $\alpha, \beta = 1, \dots, 10$ generate the Lie algebra of $U(10)$. A specific form is given in [41].

We consider here rotations and vibrations of a tetrahedral configuration. States can be classified as

$$\left| (v_1, v_2^{\ell_2}, v_3^{\ell_3}); t, L^P, M \right\rangle, \tag{9}$$

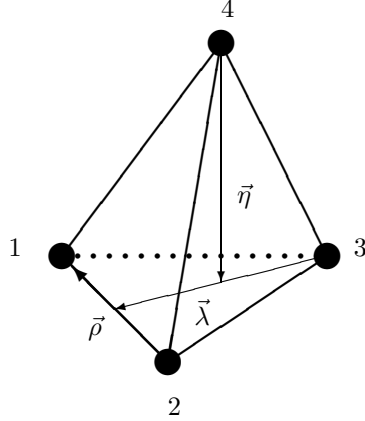


Figure 5: Jacobi coordinates $\vec{\rho}$, $\vec{\lambda}$, $\vec{\eta}$ for a tetrahedral configuration.

where $(v_1, v_2^{\ell_2}, v_3^{\ell_3})$ denote the vibrational quantum numbers and t labels the representations of T_d . In the case in which the four constituents are identical (four α -particles), the tetrahedral configuration of Fig. 5 has T_d symmetry. This imposes some conditions on the allowed values of L which depend on t . A derivation of the allowed values is given in [41]. For the ground state, $t = A$, and for the fundamental vibrations with $t = A$, E and F of Fig. 6, it can be summarized as follows

$$\begin{aligned}
 t = A & & L^P &= 0^+, 3^-, 4^+, 6^\pm, \dots, \\
 t = E & & L^P &= 2^\pm, 4^\pm, 5^\pm, 6^\pm, \dots, \\
 t = F & & L^P &= 1^-, 2^+, 3^\pm, 4^\pm, 5^{-\pm}, 6^{+\pm}, \dots .
 \end{aligned}
 \tag{10}$$

2.2. Energy formulas

Energy levels in ACM can be obtained by diagonalizing the Hamiltonian. Computer programs have been written for all three cases, $U(4)$, $U(7)$ and $U(10)$ [72]. These programs can deal with all situations encountered in two-, three- and four-body problems, including both soft and rigid situations. For applications

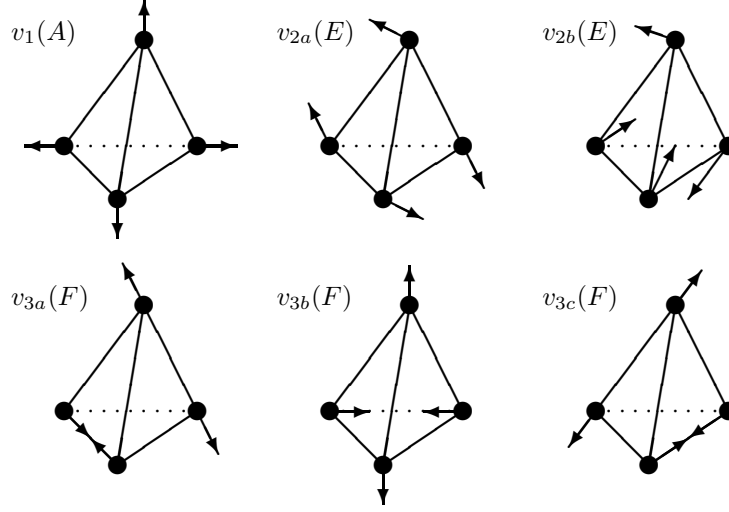


Figure 6: Fundamental vibrations of a tetrahedral configuration (point group T_d). The A vibration is singly degenerate, E is doubly degenerate with components v_{2a} , v_{2b} and F is triply degenerate with v_{3a} , v_{3b} , v_{3c} .

here, we consider only rigid situations and write down analytic formulas that can be used to analyze experimental data.

2.2.1. Dumbbell configuration

The algebraic Hamiltonian describing roto-vibrations of a dumbbell configuration (diatomic molecule) is given in Eqs. (2.108) and (2.112) of [66]. Written explicitly in terms of boson operators, it has the form

$$H = E_0 + A(\hat{D} \cdot \hat{D} + \hat{L} \cdot \hat{L}) + B\hat{L} \cdot \hat{L} , \quad (11)$$

with

$$\begin{aligned} \hat{D}_m &= (b_\rho^\dagger \times \tilde{s} + s^\dagger \times \tilde{b}_\rho)_m^{(1)} , \\ \hat{L}_m &= \sqrt{2}(b_\rho^\dagger \times \tilde{b}_\rho)_m^{(1)} , \end{aligned} \quad (12)$$

with $m = 0, \pm 1$. In this case, the Hamiltonian has a dynamic symmetry $U(4) \supset SO(4) \supset SO(3) \supset SO(2)$. The eigenvalues of H can be written in explicit analytic form as

$$E(N, v, L) = E'_0 - 4A(N+1) \left(v - \frac{v^2}{N+1} \right) + BL(L+1). \quad (13)$$

Here N is the so-called vibron number, that is the number of bosons that characterizes the irreducible representations of $U(4)$. The vibrational quantum number v takes the values

$$v = 0, 1, \dots, \frac{N-1}{2} \text{ or } \frac{N}{2}, \quad (14)$$

for N odd or even, and the rotational quantum number L takes the integer values

$$L = 0, 1, \dots, N - 2v. \quad (15)$$

For identical constituents, *i.e.* Z_2 symmetry, only even values of L are allowed. In the large N limit, one obtains the semiclassical formula for the energy levels of a dumbbell configuration

$$E(N, v, L) = E''_0 + \omega \left(v + \frac{1}{2} \right) + BL(L+1), \quad (16)$$

where ω is the vibrational energy and B the inertial parameter $B = \hbar^2/2\mathcal{I}$. A schematic spectrum of a rotating and vibrating dumbbell is shown in Fig. 7.

2.2.2. Equilateral triangle configuration

The situation here is more complicated than for the dumbbell configuration, since there is no dynamic symmetry corresponding to the rotation and vibration of a rigid symmetric top. The explicit form of the Hamiltonian is [39]

$$\begin{aligned} H = & \xi_1 (s^\dagger s^\dagger - b_\rho^\dagger \cdot b_\rho^\dagger - b_\lambda^\dagger \cdot b_\lambda^\dagger) (\tilde{s}\tilde{s} - \tilde{b}_\rho \cdot \tilde{b}_\rho - \tilde{b}_\lambda \cdot \tilde{b}_\lambda) \\ & + \xi_2 \left[(b_\rho^\dagger \cdot b_\rho^\dagger - b_\lambda^\dagger \cdot b_\lambda^\dagger) (\tilde{b}_\rho \cdot \tilde{b}_\rho - \tilde{b}_\lambda \cdot \tilde{b}_\lambda) + 4(b_\rho^\dagger \cdot b_\lambda^\dagger) (\tilde{b}_\lambda \cdot \tilde{b}_\rho) \right] \\ & + 2\kappa_1 (b_\rho^\dagger \times \tilde{b}_\rho + b_\lambda^\dagger \times \tilde{b}_\lambda)^{(1)} \cdot (b_\rho^\dagger \times \tilde{b}_\rho + b_\lambda^\dagger \times \tilde{b}_\lambda)^{(1)} \\ & + 3\kappa_2 (b_\rho^\dagger \times \tilde{b}_\lambda - b_\lambda^\dagger \times \tilde{b}_\rho)^{(0)} \cdot (b_\lambda^\dagger \times \tilde{b}_\rho - b_\rho^\dagger \times \tilde{b}_\lambda)^{(0)}. \end{aligned} \quad (17)$$




Figure 7: Schematic spectrum of a dumbbell configuration. The rotational bands are labeled by (v) and t (bottom). All states are symmetric under $S_2 \sim Z_2$.

In a generic situation, this Hamiltonian needs to be diagonalized in the space of given vibron number N . However, in the limit $N \rightarrow \infty$, one can write down a semiclassical formula

$$E(v_1, v_2^{\ell_2}, K, L) = E_0 + \omega_1 \left(v_1 + \frac{1}{2} \right) + \omega_2 (v_2 + 1) + \kappa_1 L(L + 1) + \kappa_2 (K \mp 2\ell_2)^2. \quad (18)$$

which describes the energy levels of a symmetric top [39]. States are classified as in Eq. (5) and the values of K and L for $(v_1, v_2^{\ell_2=0,1})$ are given in Eqs. (6) and (7). In Fig. 8 we show a schematic rotational-vibrational spectrum of a triangular configuration.

2.2.3. Tetrahedral configuration

Also in this case there is no dynamic symmetry corresponding to the rotation and vibration of a spherical top. The explicit form of the Hamiltonian describing

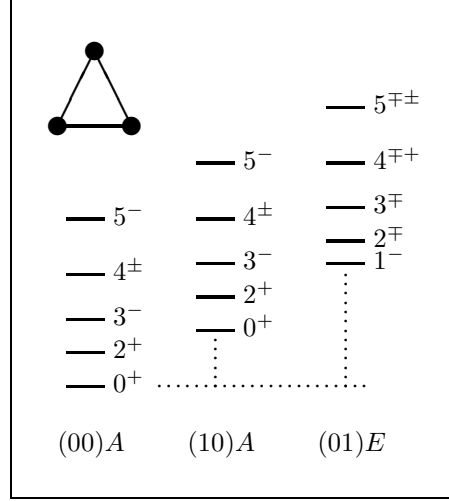


Figure 8: Schematic spectrum of a triangular configuration. The rotational bands are labeled by $(v_1 v_2)$ and t (bottom). All states are symmetric under $S_3 \sim D_3$.

the vibrations is [40, 41]

$$\begin{aligned}
H_{\text{vib}} = & \xi_1 (s^\dagger s^\dagger - b_\rho^\dagger \cdot b_\rho^\dagger - b_\lambda^\dagger \cdot b_\lambda^\dagger - b_\eta^\dagger \cdot b_\eta^\dagger) (\text{h.c.}) \\
& + \xi_2 \left[(-2\sqrt{2} b_\rho^\dagger \cdot b_\eta^\dagger + 2b_\rho^\dagger \cdot b_\lambda^\dagger) (\text{h.c.}) \right. \\
& \quad \left. + (-2\sqrt{2} b_\lambda^\dagger \cdot b_\eta^\dagger + (b_\rho^\dagger \cdot b_\rho^\dagger - b_\lambda^\dagger \cdot b_\lambda^\dagger)) (\text{h.c.}) \right] \\
& + \xi_3 \left[(2b_\rho^\dagger \cdot b_\eta^\dagger + 2\sqrt{2} b_\rho^\dagger \cdot b_\lambda^\dagger) (\text{h.c.}) \right. \\
& \quad + (2b_\lambda^\dagger \cdot b_\eta^\dagger + \sqrt{2} (b_\rho^\dagger \cdot b_\rho^\dagger - b_\lambda^\dagger \cdot b_\lambda^\dagger)) (\text{h.c.}) \\
& \quad \left. + (b_\rho^\dagger \cdot b_\rho^\dagger + b_\lambda^\dagger \cdot b_\lambda^\dagger - 2b_\eta^\dagger \cdot b_\eta^\dagger) (\text{h.c.}) \right] . \quad (19)
\end{aligned}$$

The Hamiltonian describing rotations can be written as

$$H_{3,\text{rot}} = \kappa_1 \vec{L} \cdot \vec{L} + \kappa_2 (\vec{L} \cdot \vec{L} - \vec{I} \cdot \vec{I})^2 , \quad (20)$$

where \vec{L} and \vec{I} denote the angular momentum in coordinate space and index space, respectively, the explicit form of which is

$$\begin{aligned}
L_m &= \sqrt{2} (b_\rho^\dagger \tilde{b}_\rho + b_\lambda^\dagger \tilde{b}_\lambda + b_\eta^\dagger \tilde{b}_\eta)_m^{(1)} , \\
I_\rho &= -i\sqrt{3} (b_\lambda^\dagger \tilde{b}_\eta - b_\eta^\dagger \tilde{b}_\lambda)^{(0)} , \\
I_\lambda &= -i\sqrt{3} (b_\eta^\dagger \tilde{b}_\rho - b_\rho^\dagger \tilde{b}_\eta)^{(0)} , \\
I_\eta &= -i\sqrt{3} (b_\rho^\dagger \tilde{b}_\lambda - b_\lambda^\dagger \tilde{b}_\rho)^{(0)} .
\end{aligned} \tag{21}$$

Again, in a generic situation, this Hamiltonian needs to be diagonalized in the space of given vibron number N . For $N \rightarrow \infty$, one can write down a semiclassical formula [41]

$$\begin{aligned}
E(v_1, v_2^{\ell_2}, v_3^{\ell_3}, L) &= E_0 + \omega_1 \left(v_1 + \frac{1}{2} \right) + \omega_2 (v_2 + 1) + \omega_3 \left(v_3 + \frac{3}{2} \right) \\
&\quad + \kappa_1 L(L + 1) .
\end{aligned} \tag{22}$$

which describes the energy levels of a spherical top. States are classified as in Eq. (9) and the values of t and L^P for the ground state band and the fundamental vibrations are given in Eq. (10). In Fig. 9 we show a schematic rotational-vibrational spectrum of a tetrahedral configuration.

2.3. Form factors and transition probabilities

The transition form factors are the matrix elements of $\sum_{i=1}^k \exp(i\vec{q} \cdot \vec{r}_i)$, where \vec{q} is the momentum transfer and \vec{r}_i is the location of the α -particles. To do this calculation in the ACM, one first converts the transition operator to algebraic form and then calculates the form factors

$$\mathcal{F}(i \rightarrow f; q) = \langle \gamma_f, L_f, M | \hat{T}(q) | \gamma_i, L_i, M \rangle . \tag{23}$$

The transition probabilities $B(EL)$ can be extracted from the form factors in the long wavelength limit

$$B(EL; i \rightarrow f) = (Ze)^2 \frac{[(2L + 1)!!]^2}{4\pi(2L_i + 1)} \lim_{q \rightarrow 0} \sum_M \frac{|\mathcal{F}(i \rightarrow f; q)|^2}{q^{2L}} , \tag{24}$$

where Ze is the total electric charge of the cluster.

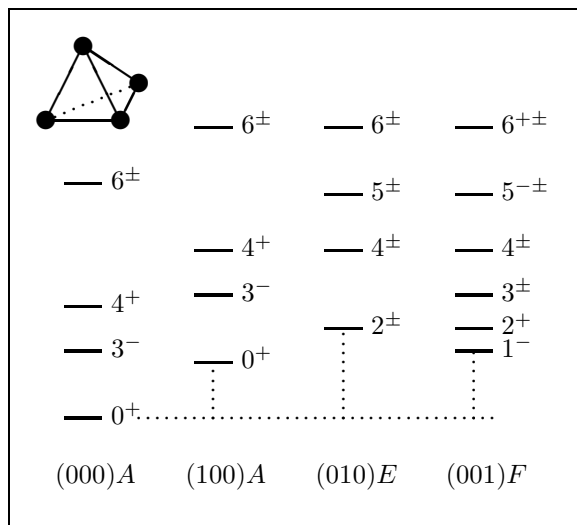


Figure 9: Schematic spectrum of a tetrahedral configuration. The rotational bands are labeled by $(v_1 v_2 v_3)$ and t (bottom). All states are symmetric under $S_4 \sim T_d$.

2.3.1. Dumbbell configuration

Choosing the z -axis along the direction of the momentum transfer and using the fact that the two particles are identical, it is sufficient to consider the matrix elements of $\exp(iqr_{2z})$. After converting to Jacobi coordinates and integrating over the center-of-mass coordinate one has $\exp(-iq\rho_z)$. The matrix elements of this operator can be obtained algebraically by making the replacement

$$\rho_z \rightarrow \beta \hat{D}_z / X_D, \quad (25)$$

where β represents the scale of the coordinate and X_D is given by the reduced matrix element of the dipole operator of Eq. (12). Explicit evaluation in the large N limit gives

$$\mathcal{F}(0^+ \rightarrow L^P; q) \rightarrow c_L j_L(q\beta), \quad (26)$$

with

$$c_L^2 = \frac{2L+1}{4} [2 + 2P_L(-1)] = (2L+1) \frac{1 + (-1)^L}{2}. \quad (27)$$

where j_L is the spherical Bessel function, and P_L the Legendre polynomial.

From these, one can obtain the $B(EL)$ value

$$\begin{aligned} B(EL; 0^+ \rightarrow L^P) &= \frac{(Ze\beta^L c_L)^2}{4\pi} \\ &= \left(\frac{Ze\beta^L}{2}\right)^2 \frac{2L+1}{4\pi} [2 + 2P_L(-1)] . \end{aligned} \quad (28)$$

2.3.2. Equilateral triangle configuration

Choosing again the z -axis along the direction of the momentum transfer and using the fact that the three particles are identical, it is sufficient to consider the matrix elements of $\exp(-iq\sqrt{2/3}\lambda_z)$. By making the replacement

$$\sqrt{\frac{2}{3}}\lambda_z \rightarrow \beta\hat{D}_{\lambda,z}/X_D , \quad (29)$$

one can obtain the form factors for $N \rightarrow \infty$ in explicit form as

$$\mathcal{F}(0^+ \rightarrow L^P; q) \rightarrow c_L j_L(q\beta) , \quad (30)$$

with

$$c_L^2 = \frac{2L+1}{9} \left[3 + 6P_L\left(-\frac{1}{2}\right) \right] , \quad (31)$$

which gives $c_0^2 = 1$, $c_2^2 = 5/4$, $c_3^2 = 35/8$, $c_4^2 = 81/64$ and $c_5^2 = 385/128$. For a triangular configuration there is no dipole radiation $c_1^2 = 0$. The corresponding $B(EL)$ values are

$$\begin{aligned} B(EL; 0^+ \rightarrow L^P) &= \frac{(Ze\beta^L c_L)^2}{4\pi} \\ &= \left(\frac{Ze\beta^L}{3}\right)^2 \frac{2L+1}{4\pi} \left[3 + 6P_L\left(-\frac{1}{2}\right) \right] . \end{aligned} \quad (32)$$

2.3.3. Tetrahedral configuration

The operator here is $\exp(-iq\sqrt{3/4}\eta_z)$, and the replacement is

$$\sqrt{3/4}\eta_z \rightarrow \beta\hat{D}_{\eta,z}/X_D , \quad (33)$$

One obtains

$$\mathcal{F}(0^+ \rightarrow L^P; q) \rightarrow c_L j_L(q\beta) , \quad (34)$$

with

$$c_L^2 = \frac{2L+1}{16} \left[4 + 12P_L\left(-\frac{1}{3}\right) \right], \quad (35)$$

which gives $c_0^2 = 1$, $c_3^2 = 35/9$, $c_4^2 = 7/3$ and $c_6^2 = 416/81$. For a tetrahedral configuration one has $c_1^2 = c_2^2 = c_5^2 = 0$. The corresponding $B(EL)$ values are give by

$$\begin{aligned} B(EL; 0^+ \rightarrow L^P) &= \frac{(Ze\beta^L c_L)^2}{4\pi} \\ &= \left(\frac{Ze\beta^L}{4} \right)^2 \frac{2L+1}{4\pi} \left[4 + 12P_L\left(-\frac{1}{3}\right) \right]. \end{aligned} \quad (36)$$

2.4. Cluster densities

All results in Sect. 2.3 are for point-like constituents, with density

$$\rho(\vec{r}) = \sum_{i=1}^k \delta(\vec{r} - \vec{r}_i). \quad (37)$$

This situation is not realistic, since the constituent α -particles are not point-like. Assuming a Gaussian form of the density of the α -particle, one has the more realistic cluster density

$$\rho(\vec{r}) = \left(\frac{\alpha}{\pi} \right)^{3/2} \sum_{i=1}^3 \exp \left[-\alpha (\vec{r} - \vec{r}_i)^2 \right]. \quad (38)$$

Here $\alpha = 0.56 \text{ fm}^{-2}$ describes the form factor of the α -particle [73]. For the density of Eq. (38), the form factors become

$$F(0^+ \rightarrow L^P; \vec{q}) = c_L j_L(q\beta) e^{-q^2/4\alpha}. \quad (39)$$

which represents the convolution of the form factor of the cluster with that of the α -particle. $B(EL)$ values, however, remain the same as in Sect. 2.3 since in the long-wavelength limit $q \rightarrow 0$, the exponential factor $\exp(-q^2/4\alpha) \rightarrow 1$. The density of Eq. (38) can be visualized by making an expansion into multipoles. By placing the particles at a distance β from the center of mass with spherical

coordinates $(\beta, \theta_i, \phi_i)$ we then have [61]

$$\begin{aligned} \rho(\vec{r}) &= \left(\frac{\alpha}{\pi}\right)^{3/2} \sum_{i=1}^k \exp\left[-\alpha(\vec{r} - \vec{r}_i)^2\right] \\ &= \left(\frac{\alpha}{\pi}\right)^{3/2} e^{-\alpha(r^2 + \beta^2)} 4\pi \sum_{\lambda\mu} i_\lambda(2\alpha\beta r) Y_{\lambda\mu}(\theta, \phi) \sum_{i=1}^k Y_{\lambda\mu}^*(\theta_i, \phi_i), \end{aligned} \quad (40)$$

where $i_\lambda(x) = j_\lambda(ix)/i^\lambda$ is the modified spherical Bessel function. The matter and charge density for each configuration can be obtained from Eq. (40) by multiplying by Am/k and Ze/k , respectively. One should note that all results in Sect. 2.3 can also be obtained from Eq. (40) without making use of the algebraic approach, by taking the Fourier transform of the density.

2.4.1. Dumbbell configuration

For Z_2 symmetry, the origin is chosen in the center of mass, and the angles of the two particles are given by $(\theta_1, \phi_1) = (0, -)$ and $(\theta_2, \phi_2) = (\pi, -)$, and

$$\begin{aligned} \sum_{i=1}^2 Y_{\lambda\mu}^*(\theta_i, \phi_i) &= \sqrt{\frac{2\lambda+1}{4\pi}} \left[\delta_{\mu,0} + \sqrt{\frac{(\lambda+\mu)!}{(\lambda-\mu)!}} P_\lambda^{-\mu}(-1) \right] \\ &= \delta_{\mu,0} \sqrt{\frac{2\lambda+1}{4\pi}} [1 + P_\lambda(-1)]. \end{aligned} \quad (41)$$

This configuration has axial symmetry. In the multipole expansion, only $\mu = 0$ and $\lambda = \text{even} = 0, 2, \dots$, remain. The charge and matter densities of the dumbbell configuration are shown in Fig. 10 for $\beta = 0, 2$ and 4 fm. The density describes the entire range from united constituent particles ($\beta = 0$) to separated constituent particles ($\beta \rightarrow \infty$). Note that the density describes also break-up into two fragments, as shown in the panel on the right-hand side of Fig. 10.

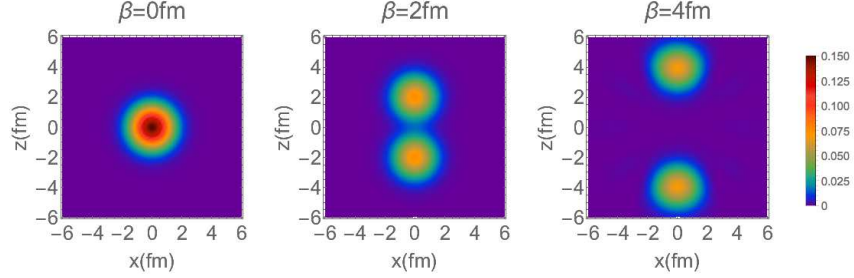


Figure 10: Densities of a $k = 2$ α -cluster as given in Eq. (40). The value of $\alpha = 0.56 \text{ fm}^{-2}$. The color scale is in fm^{-3} . Reproduced from [61] with permission.

2.4.2. Equilateral triangle configuration

For the D_{3h} symmetry of an equilateral triangle, the angles of the particles are given by $(\theta_1, \phi_1) = (0, -)$, $(\theta_2, \phi_2) = (2\pi/3, 0)$ and $(\theta_3, \phi_3) = (2\pi/3, \pi)$, and

$$\begin{aligned} \sum_{i=1}^3 Y_{\lambda\mu}^*(\theta_i, \phi_i) &= \sqrt{\frac{2\lambda+1}{4\pi}} \left[\delta_{\mu,0} + \sqrt{\frac{(\lambda+\mu)!}{(\lambda-\mu)!}} P_{\lambda}^{-\mu}\left(-\frac{1}{2}\right) (1 + (-1)^{\mu}) \right] \\ &= \begin{cases} \sqrt{\frac{2\lambda+1}{4\pi}} [1 + 2P_{\lambda}\left(-\frac{1}{2}\right)] & \mu = 0 \\ \sqrt{\frac{2\lambda+1}{4\pi}} \sqrt{\frac{(\lambda+\mu)!}{(\lambda-\mu)!}} 2P_{\lambda}^{-\mu}\left(-\frac{1}{2}\right) & \mu = 2\kappa \neq 0 \end{cases} \end{aligned} \quad (42)$$

where $\kappa = 1, 2, \dots$, and $\mu \leq \lambda$. For this configuration, the remaining multipoles are $\lambda = 0, 2, 3, 4, \dots$, corresponding to the fact that the density is invariant under D_{3h} transformations and thus belongs to the symmetric representation of D_{3h} [39]. The charge (and matter) densities of a triangular configuration are shown in Fig. 11 for different values of β .

2.4.3. Tetrahedral configuration

For the T_d symmetry of the regular tetrahedron, the angles of the particles are given by $(\theta_1, \phi_1) = (0, -)$, $(\theta_2, \phi_2) = (\gamma, 0)$, $(\theta_3, \phi_3) = (\gamma, 2\pi/3)$ and

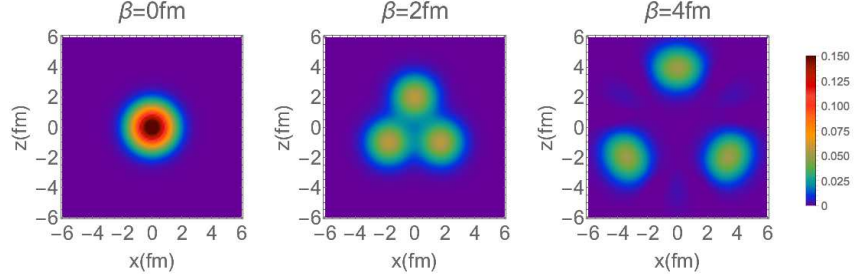


Figure 11: Densities of a $k = 3$ α -cluster as given in Eq. (40). The value of $\alpha = 0.56 \text{ fm}^{-2}$. The color scale is in fm^{-3} . Reproduced from [61] with permission.

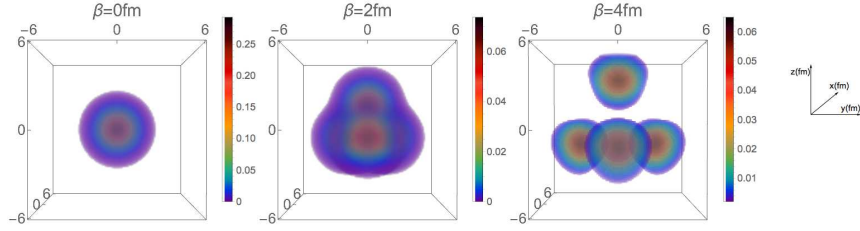


Figure 12: Densities of a $k = 4$ α -cluster as given in Eq. (40). The value of $\alpha = 0.56 \text{ fm}^{-2}$. The color scale is in fm^{-3} . Reproduced from [61] with permission.

$(\theta_4, \phi_4) = (\gamma, 4\pi/3)$ with $\cos \gamma = -1/3$, and

$$\begin{aligned}
 \sum_{i=1}^4 Y_{\lambda\mu}^*(\theta_i, \phi_i) &= \sqrt{\frac{2\lambda+1}{4\pi}} \left[\delta_{\mu,0} + \sqrt{\frac{(\lambda+\mu)!}{(\lambda-\mu)!}} P_{\lambda}^{-\mu}\left(-\frac{1}{3}\right) (1 + 2 \cos \frac{2\mu\pi}{3}) \right] \\
 &= \begin{cases} \sqrt{\frac{2\lambda+1}{4\pi}} [1 + 3P_{\lambda}(-\frac{1}{3})] & \mu = 0 \\ \sqrt{\frac{2\lambda+1}{4\pi}} \sqrt{\frac{(\lambda+\mu)!}{(\lambda-\mu)!}} 3P_{\lambda}^{-\mu}\left(-\frac{1}{3}\right) & \mu = 3\kappa \neq 0 \end{cases} \quad (43)
 \end{aligned}$$

where $\kappa = 1, 2, \dots$, and $\mu \leq \lambda$. For this configuration, the remaining multipoles are $\lambda = 0, 3, 4, 6, \dots$, corresponding to the A_1 representation of the tetrahedral group, T_d [41]. The charge and matter densities of a tetrahedral configuration are shown in Fig. 12.

2.5. Moments of inertia and radii

From the density Eq. (40) one can calculate the moments of inertia and radii.

The three components of the moment of inertia are given by

$$\begin{aligned}\mathcal{I}_x &= \int (y^2 + z^2) \rho(\vec{r}) d^3r , \\ \mathcal{I}_y &= \int (z^2 + x^2) \rho(\vec{r}) d^3r , \\ \mathcal{I}_z &= \int (x^2 + y^2) \rho(\vec{r}) d^3r ,\end{aligned}\tag{44}$$

and radii by

$$\langle r^2 \rangle = \int r^2 \rho(\vec{r}) d^3r .\tag{45}$$

2.5.1. Dumbbell configuration

Introducing the appropriate normalization, one has

$$\begin{aligned}\mathcal{I}_x = \mathcal{I}_y &= Am\beta^2 \left(1 + \frac{1}{\alpha\beta^2} \right) , \\ \mathcal{I}_z &= \frac{Am}{\alpha} .\end{aligned}\tag{46}$$

where $A = 4k = 8$, corresponding to a prolate top, and

$$\langle r^2 \rangle^{1/2} = \sqrt{\beta^2 + \frac{3}{2\alpha}} .\tag{47}$$

2.5.2. Equilateral triangle configuration

In this case, one has [39]

$$\begin{aligned}\mathcal{I}_x = \mathcal{I}_z &= \frac{1}{2} Am\beta^2 \left(1 + \frac{2}{\alpha\beta^2} \right) , \\ \mathcal{I}_y &= Am\beta^2 \left(1 + \frac{1}{\alpha\beta^2} \right) .\end{aligned}\tag{48}$$

where $A = 4k = 12$, corresponding to an oblate top, and

$$\langle r^2 \rangle^{1/2} = \sqrt{\beta^2 + \frac{3}{2\alpha}} .\tag{49}$$

2.5.3. Tetrahedral configuration

For the tetrahedral configuration, all three moments of inertia are the same

$$\mathcal{I}_x = \mathcal{I}_y = \mathcal{I}_z = \frac{2}{3}Am\beta^2 \left(1 + \frac{3}{2\alpha\beta^2} \right), \quad (50)$$

where $A = 4k = 16$, corresponding to a spherical top, and

$$\langle r^2 \rangle^{1/2} = \sqrt{\beta^2 + \frac{3}{2\alpha}}. \quad (51)$$

3. Evidence for cluster structures

The ACM provides a simple way to analyze experimental data, thus determining whether or not the symmetries Z_2 , D_{3h} , and T_d appear in the spectra of ${}^8\text{Be}$, ${}^{12}\text{C}$ and ${}^{16}\text{O}$.

3.1. Energies

3.1.1. Dumbbell configuration

Energy levels for this configuration can be analyzed with Eq. (16). A comparison with data in ${}^8\text{Be}$ [74] is shown in Fig. 13. The occurrence of a rotational band in the experimental spectrum is clearly seen in Fig. 14, where the energy of the states is shown as a function of $L(L+1)$. No evidence for the vibrational bands is reported in [74], although Barker [75, 76] suggested in the 1960's one such a band at $E \sim 6$ MeV, in accordance to similar vibrational bands observed in ${}^{12}\text{C}$ and ${}^{16}\text{O}$. The non-observation of the vibrational band in ${}^8\text{Be}$ may be due to its expected large width.

From the value of $B = \hbar^2/2\mathcal{I}$ extracted from the experimental energy difference, $E_{2^+} - E_{0^+}$, one can determine the moment of inertia $\mathcal{I} = \mathcal{I}_x = \mathcal{I}_y$ and from Eq. (46) the value of $\beta = 1.82 \pm 0.04$ fm [62].

3.1.2. Equilateral triangle configuration

Recent experiments [24] have confirmed the occurrence of D_{3h} symmetry in ${}^{12}\text{C}$. Energy levels have been analyzed with a variation of Eq. (18) which includes anharmonic terms. The results are shown in Figs. 15 and 16. One can see




Figure 13: Comparison between the cluster spectrum and the experimental spectrum [74] of ${}^8\text{Be}$. The theoretical spectrum is calculated using Eq. (16) with $D = 6$ MeV and $B = 0.507$ MeV. Figure adapted from [62].

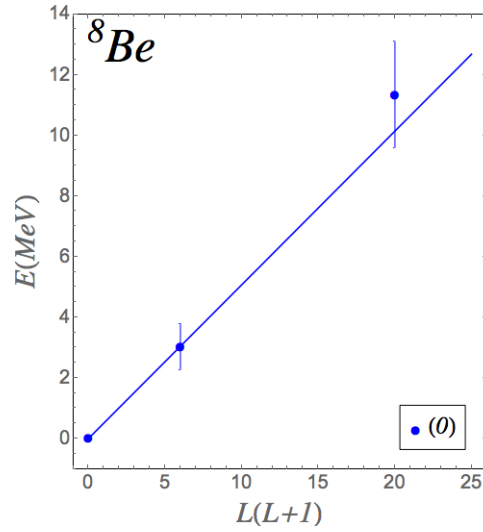


Figure 14: Observed cluster rotational band in ${}^8\text{Be}$, $v = 0$. The experimental bar is the width Γ . Figure adapted from [62].

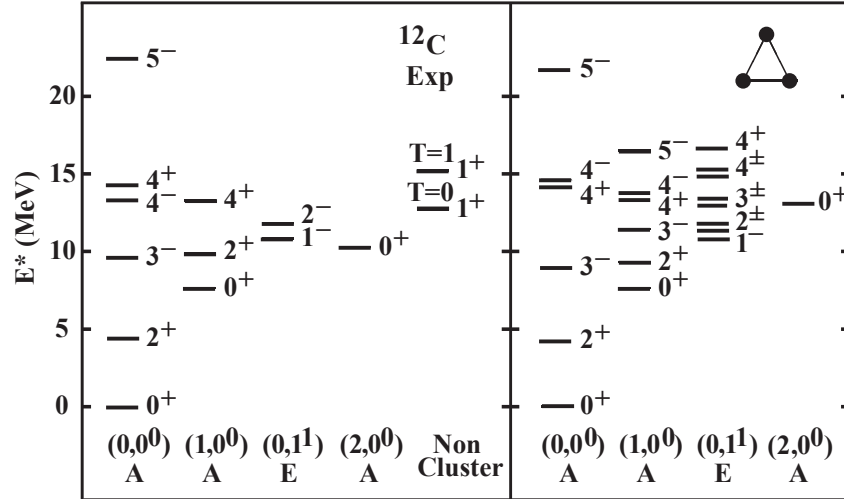


Figure 15: Comparison between the cluster spectrum and the experimental spectrum of ^{12}C . Reproduced from [24] with permission.

here the occurrence of not only rotational bands with angular momentum content expected from D_{3h} symmetry, but also the occurrence of the fundamental vibrations of the triangle of Fig. 8 $(v_1, v_2^{\ell_2}) = (1, 0^0)$ and $(0, 1^1)$ with symmetry A and E , respectively.

3.1.3. Tetrahedral configuration

The occurrence of T_d symmetry in ^{16}O was emphasized by Robson [13, 14] in the 1970s and more recently revisited in [40, 41]. Energy levels have been analyzed with Eq. (22). A comparison with data is shown in Figs. 17 and 18.

3.2. Form factors

Form factors in electron scattering can be simply derived by making use of the formulas given in Sect. 2.3 in the rigid case, or, in the more general situation, by evaluating the matrix elements of the operator $\hat{T}(q)$ of Eq. (23) in the wave functions obtained by diagonalizing the Hamiltonian of Sect. 2.2.

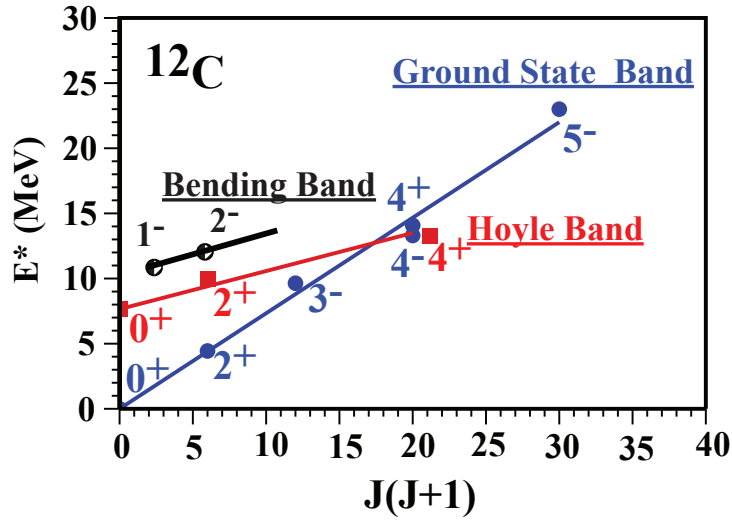


Figure 16: Rotational bands in ^{12}C . Reproduced from [24] with permission.

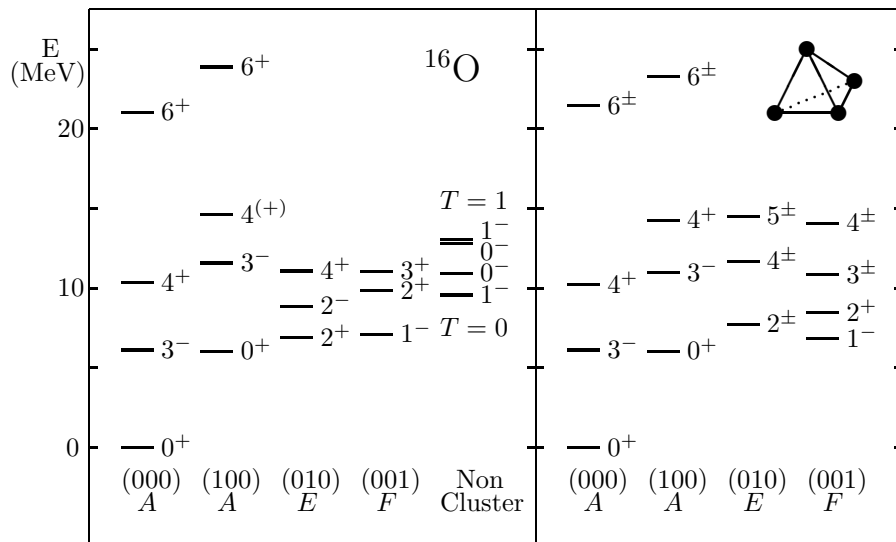


Figure 17: Comparison between the cluster spectrum and the experimental spectrum of ^{16}O . Reproduced from [41] with permission.

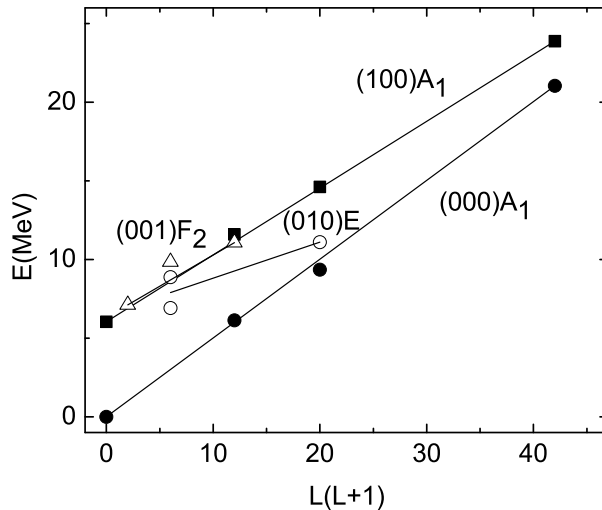


Figure 18: Rotational bands in ^{16}O . Reproduced from [41] with permission.

3.2.1. Dumbbell configuration

The nucleus ^8Be is unstable and therefore form factors in electron scattering cannot be measured. The value of β for this configuration is estimated from the moment of inertia to be $\beta = 1.82 \pm 0.04$ fm, as given in Section 3.1.1.

3.2.2. Equilateral triangle configuration

Form factors in ^{12}C have been extensively investigated. In the rigid case, only states in the ground state band are excited with form factors given by Eq. (30) and no excitation of the vibrational bands occurs. Since experimentally excitation of these bands occurs, although with a small strength, one needs in this case to do a calculation with the general algebraic Hamiltonian, Eq. (17) [39]. The resulting form factors are shown in Fig. 19, where they are compared with experimental data. The value of β is determined from the first minimum of the elastic form factor to be $\beta = 1.74 \pm 0.04$ fm [39] with an estimated error of 2 %. The experimental form factors in Fig. 19 compare well with the theoretical form factors, except for the transition form factor $|\mathcal{F}(0_1^+ \rightarrow 0_2^+)|^2$ whose shape is correctly given but whose magnitude is smaller by a factor of

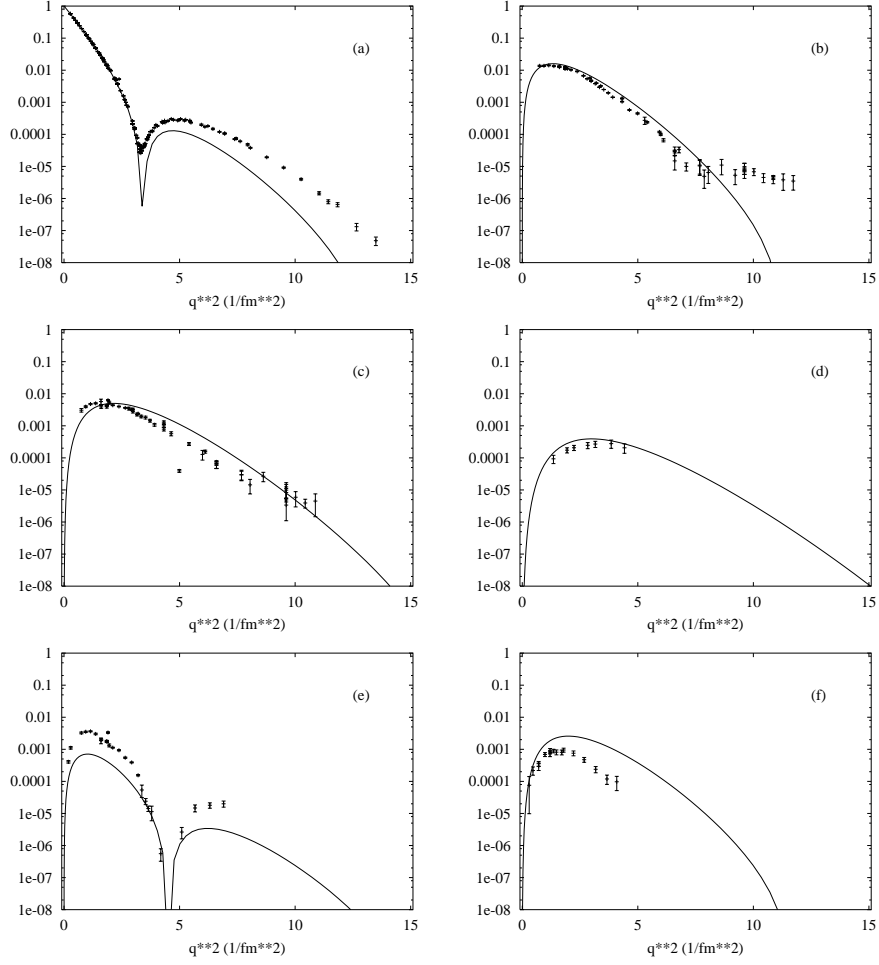


Figure 19: Comparison between the experimental form factors $|\mathcal{F}(0_1^+ \rightarrow L_i^P; q)|^2$ of ^{12}C for the final states (a) $L_i^P = 0_1^+$ (elastic), (b) $L_i^P = 2_1^+$, (c) $L_i^P = 3_1^-$, (d) $L_i^P = 4_1^+$, (e) $L_i^P = 0_2^+$, and (f) $L_i^P = 1_1^-$ and those obtained for the oblate top with $N = 10$. Reproduced from [39] with permission.

10. This discrepancy is the subject of current investigations [77] and seems to indicate that the structure of the 0_2^+ Hoyle state may be somewhat softer than calculated by the rigid oblate configuration.

3.2.3. Tetrahedral configuration

Form factors in ^{16}O have also been extensively investigated. In the rigid case, the form factors are given by Eq. (34). Since also here excitation of the vibrational bands occurs, one needs to do a full calculation [41]. The resulting form factors are shown in Figs. 20 and 21, where they are compared with experimental data. The value of β is determined from the first minimum of the elastic form factor to be $\beta = 2.07 \pm 0.04$ fm [41], where again we have estimated an error of 2 %. The experimental form factors in Figs. 20 and 21 compare very well with the theoretical form factors, which is an astonishing result since the theoretical form factors contain no free parameters, except from β which is determined from the first minimum of the elastic form factor.

We remark at this stage that the values of β extracted from the moment of inertia in ^8Be , and from the first minimum in the elastic form factors in ^{12}C and ^{16}O are consistent with each other, ~ 2 fm, corresponding to a close-packing of α -particles, as shown in Figs. 10, 11 and 12 [61].

3.3. Electromagnetic transition rates

Electromagnetic transition rates and $B(EL)$ values can be analyzed by making use of Eqs. (28), (32) and (36). A comparison with data for ^8Be , ^{12}C and ^{16}O is shown in Table 4. In this table, the experimental value for ^8Be was estimated using the Greens function Monte Carlo method (GFMC) [78]. The value of $\beta = 1.82$ fm for ^8Be is obtained from the moment of inertia, and for ^{12}C and ^{16}O from the first minimum in the elastic form factor, see Sect. 3.2.

4. Non-cluster states

The cluster model assumes that $k\alpha$ nuclei are composed of α -particles. However, these in turn are composed of two protons and two neutrons. At some excitation energy in the nucleus, the α -particle structure may break. In some cases non-cluster states can be clearly identified, since some states are forbidden by the discrete symmetry. Specifically, for Z_2 symmetry (^8Be) $L^P = 1^+$ states

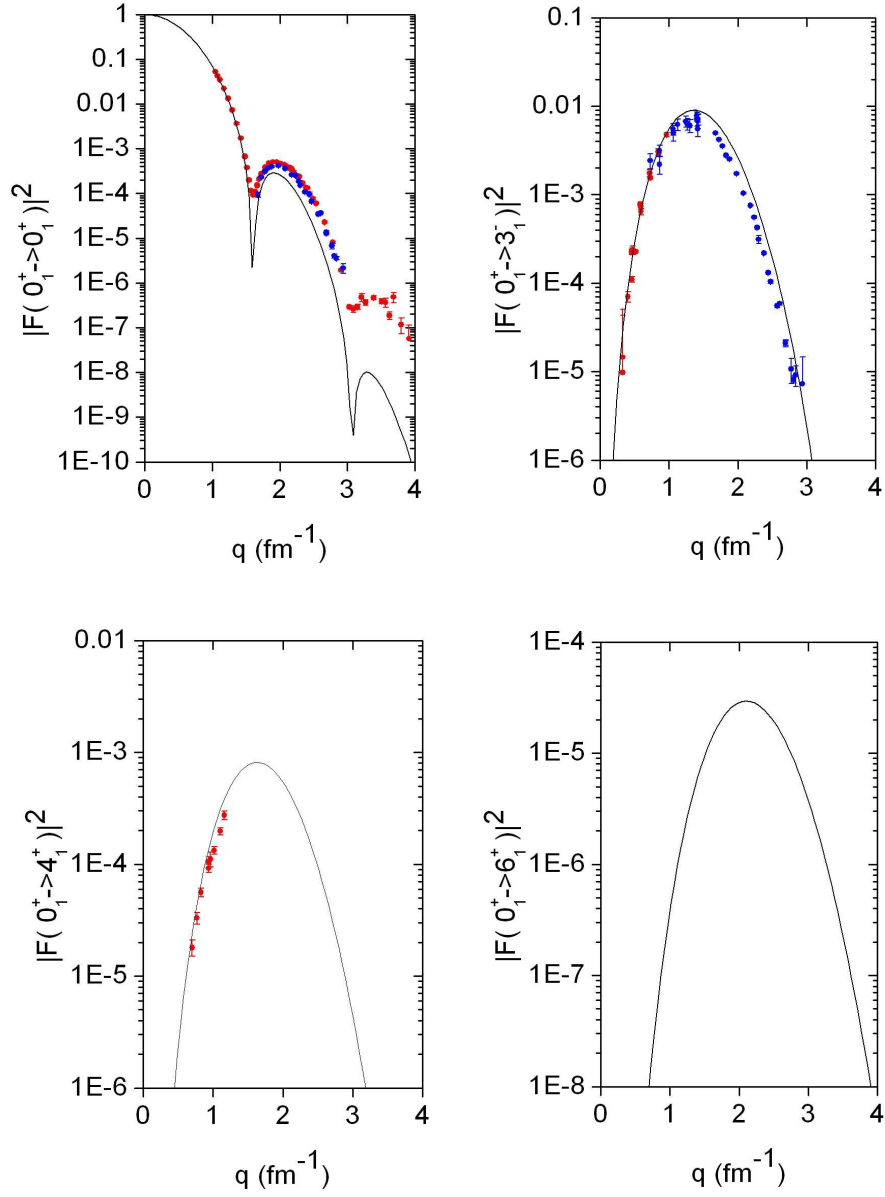


Figure 20: Comparison between the experimental form factors $|\mathcal{F}(0_1^+ \rightarrow L_i^P)|^2$ of ^{16}O for the final states with $L_i^P = 0_1^+, 3_1^-, 4_1^+$ and 6_1^+ and those obtained for the spherical top. Reproduced from [41] with permission.

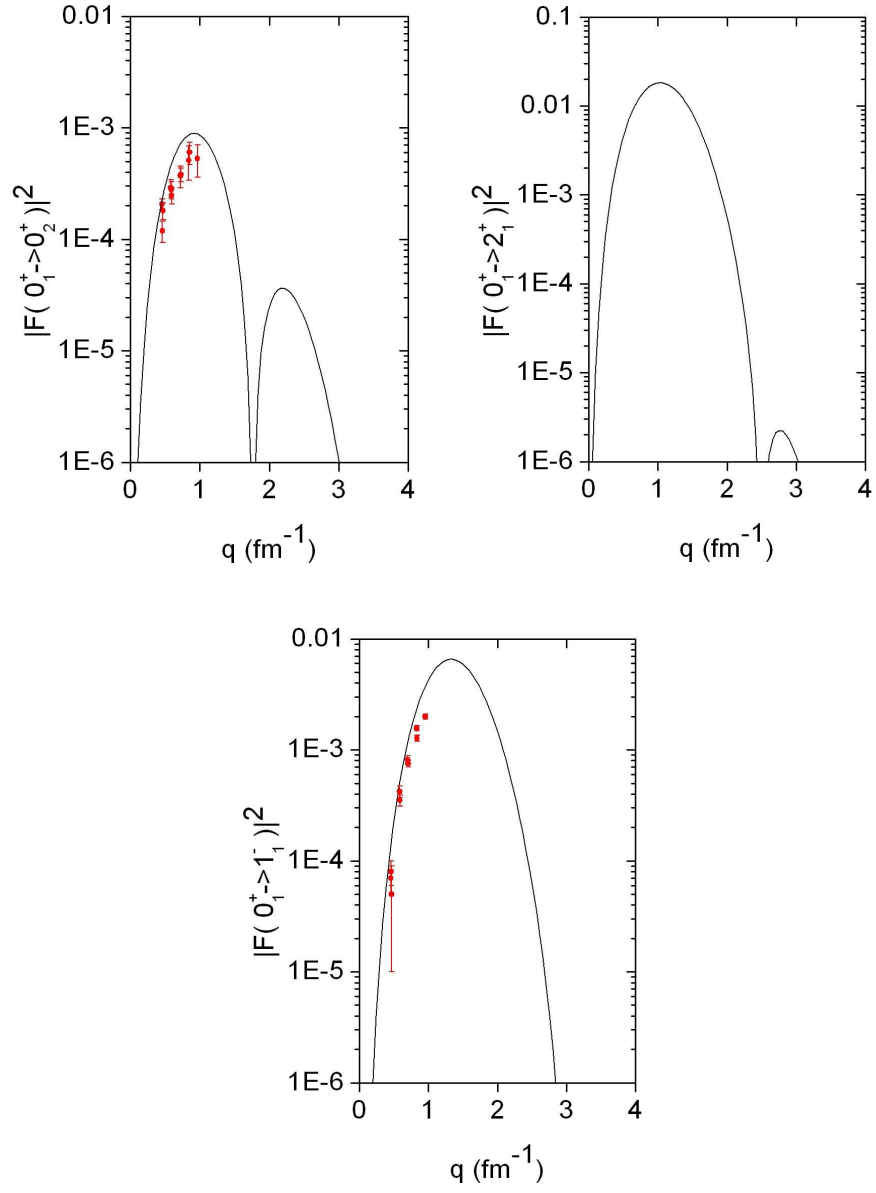


Figure 21: Comparison between the experimental form factors $|\mathcal{F}(0_1^+ \rightarrow L_i^P)|^2$ of ^{16}O for the final states with $L_i^P = 0_2^+$, 2_1^+ and 1_1^- and those obtained for the spherical top. Reproduced from [41] with permission.

Table 4: $B(EL)$ values in ${}^8\text{Be}$, ${}^{12}\text{C}$ and ${}^{16}\text{O}$ in e^2fm^{2L} . Experimental data are taken from [78–80], and theoretical ACM results from [39, 41, 62].

	$B(EL; L^P \rightarrow 0^+)$	Exp	ACM	$E(L^P)$	Exp	ACM
${}^8\text{Be}$	$B(E2; 2^+ \rightarrow 0^+)$	21.0 ± 2.3	14.0	$E(2^+)$	3030	3060
	$B(E4; 4^+ \rightarrow 0^+)$		153.3	$E(4^+)$	11350	10200
${}^{12}\text{C}$	$B(E2; 2^+ \rightarrow 0^+)$	7.61 ± 0.42	8.4	$E(2^+)$	4439	4400
	$B(E3; 3^- \rightarrow 0^+)$	104 ± 14	73.0	$E(3^-)$	9641	9640
	$B(E4; 4^+ \rightarrow 0^+)$			$E(4^+)$	14080	14670
${}^{16}\text{O}$	$B(E3; 3^- \rightarrow 0^+)$	205 ± 11	215	$E(3^-)$	6130	6132
	$B(E4; 4^+ \rightarrow 0^+)$	378 ± 133	425	$E(4^+)$	10356	10220
	$B(E2; 6^+ \rightarrow 0^+)$		9626	$E(6^+)$	21052	21462

cannot be formed, for D_{3h} symmetry (${}^{12}\text{C}$) $L^P = 1^+$ states cannot be formed, and for T_d symmetry (${}^{16}\text{O}$) $L^P = 0^-$ states cannot be formed. These are signatures of non-cluster states. In addition, since α -particles have isospin $T = 0$, states with $T = 1$ cannot be formed. This is another signature of non-cluster states. The energy at which non-cluster states occur is shown in Figs. 13, 15 and 17: at ~ 15 MeV in ${}^8\text{Be}$, at ~ 13 MeV in ${}^{12}\text{C}$ and at ~ 10 MeV in ${}^{16}\text{O}$. Above these energies, cluster states co-exist with non-cluster states.

5. Softness and higher-order corrections

The situations described by the energy formulas in Eqs. (16), (18) and (22) correspond to rigid configurations. As mentioned in previous sections, soft (non-rigid) situations can be described by diagonalizing the full algebraic Hamiltonian. However, one can also write, for comparison with experimental data, simpler analytic expressions for non-rigid situations.

5.1. Dumbbell configuration

An analytic formula including anharmonic corrections and vibration-rotation interaction is

$$\begin{aligned}
 E &= E_0 + \omega v + xv^2 \\
 &\quad + BL(L+1) + B'[L(L+1)]^2 \\
 &\quad + \lambda vL(L+1) .
 \end{aligned} \tag{52}$$

5.2. Equilateral triangle configuration

In this case an analytic expression is [24]

$$\begin{aligned}
 E &= E_0 + \sum_{i=1}^2 \omega_i v_i + \sum_{i,j=1}^2 x_{ij} v_i v_j \\
 &\quad + BL(L+1) + B'[L(L+1)]^2 + C(K \mp 2\ell_2)^2 \\
 &\quad + \left(\sum_{i=1}^2 \lambda_i v_i \right) L(L+1) .
 \end{aligned} \tag{53}$$

5.3. Tetrahedral configuration

The effect of anharmonicities here can be written as

$$\begin{aligned}
 E &= E_0 + \sum_{i=1}^3 \omega_i v_i + \sum_{i,j=1}^3 x_{ij} v_i v_j \\
 &\quad + BL(L+1) + B'[L(L+1)]^2 \\
 &\quad + \left(\sum_{i=1}^3 \lambda_i v_i \right) L(L+1) .
 \end{aligned} \tag{54}$$

6. Other geometric configurations

Within the ACM it is possible to provide analytic formulas for energies and electromagnetic transition rates for all possible geometric configurations and, most importantly, by diagonalizing the full algebraic Hamiltonian, it is possible to study non-rigid situation intermediate between two or more geometric situations and thus study the transitions between these, called ground-state phase transitions [81]. Some possible geometric configurations for three and

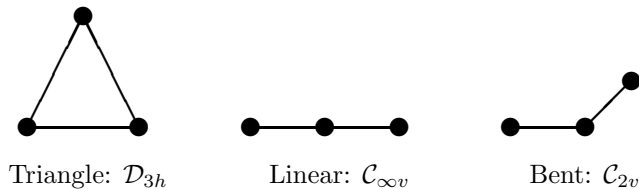


Figure 22: Three-body cluster configurations.

four α -particles are shown in Figs. 22 and 23. Another situation that can be studied with ACM is that in which the ground state has a different geometric configuration than the excited states. In the interpretation of the previous Sect. 3, the excited states are (large amplitude) vibrations of the ground-state configuration. An alternative interpretation was given by Brink [6, 7], in which the excited states have a different geometric configuration as the ground state. Specifically, in ^{12}C the ground state was suggested to be an equilateral triangle (D_{3h} symmetry) and the excited state to be linear ($C_{\infty v}$ symmetry) [82] or bent (C_{2v} symmetry) as obtained in lattice EFT calculations [35]. Similarly in ^{16}O , the ground state was suggested to be a regular tetrahedron (T_d symmetry) and the excited state to be a square (D_{4h} symmetry) [36]. This situation, in which the symmetry of the state changes as a function of excitation energy is called an excited-state quantum-phase transitions (ESQPT) [83].

Work is currently underway to see whether experimental data support Brink's hypothesis [6, 7] or lattice EFT calculations [34] or rather the oblate structure of the previous sections for the excited 0_2^+ state (Hoyle state) of ^{12}C . Within the ACM, the transition from bent to linear can be studied by adding to the Hamiltonian of Eq. (17) which describes triangular configurations, a term $\epsilon \hat{n}$ where $\hat{n} = \sum_m (b_{\rho,m}^\dagger b_{\rho,m} + b_{\lambda,m}^\dagger b_{\lambda,m})$ [39, 77]. Bent to linear transitions have been extensively investigated in molecular physics by making use of the algebraic approach described here [84, 85].

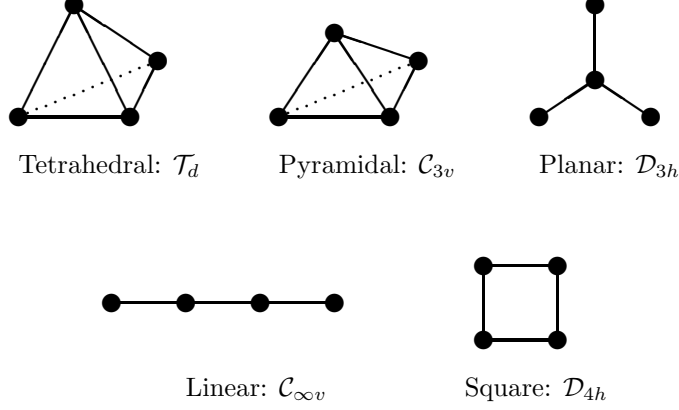


Figure 23: Four-body cluster configurations.

7. The cluster shell model

The cluster shell model has been introduced recently [61, 62] to describe nuclei composed of k α -particles plus additional nucleons, simply denoted as $k\alpha + x$ nuclei. For each of the three configurations with Z_2 , D_{3h} and T_d symmetry, it is possible to determine the cluster densities $\rho(\vec{r})$ given in Sect. 2.4, and study the motion of a single-particle in the potential, $V(\vec{r})$, obtained by convoluting the density with the nucleon-alpha interaction $v(\vec{r} - \vec{r}')$,

$$V(\vec{r}) = \int \rho(\vec{r}') v(\vec{r} - \vec{r}') d^3 \vec{r}'. \quad (55)$$

Several forms of the nucleon-alpha interaction have been considered. By taking a Volkov-type Gaussian interaction [86], one obtains a potential $V(\vec{r})$ with the same dependence on r , θ , ϕ as in the density of Eq. (40), but with a different value of the parameter α . The basic form of the potential has been assumed to be

$$V(\vec{r}) = -V_0 \sum_{\lambda\mu} f_\lambda(r) Y_{\lambda\mu}(\theta, \phi) \sum_{i=1}^k Y_{\lambda\mu}^*(\theta_i, \phi_i), \quad (56)$$

where

$$f_\lambda(r) = e^{-\alpha(r^2 + \beta^2)} 4\pi i_\lambda(2\alpha\beta r). \quad (57)$$

In addition, the odd-particle experiences also a spin-orbit interaction. Since $V(\vec{r})$ is not spherically symmetric, one must take for $V_{\text{so}}(\vec{r})$ the symmetrized form

$$V_{\text{so}}(\vec{r}) = V_{0,\text{so}} \frac{1}{2} \left[\left(\frac{\hat{r}}{r} \cdot \vec{\nabla} V(\vec{r}) \right) (\vec{s} \cdot \vec{l}) + (\vec{s} \cdot \vec{l}) \left(\frac{\hat{r}}{r} \cdot \vec{\nabla} V(\vec{r}) \right) \right] \quad (58)$$

From Eq. (56), one has

$$\frac{\hat{r}}{r} \cdot \vec{\nabla} V(\vec{r}) = \sum_{\lambda\mu} \left(-2\alpha f_\lambda + \frac{\lambda}{r^2} f_\lambda + \frac{2\alpha\beta}{r} f_{\lambda+1} \right) Y_{\lambda\mu}(\theta, \phi) \sum_{i=1}^k Y_{\lambda\mu}^*(\theta_i, \phi_i). \quad (59)$$

Finally, if the odd particle is a proton one must add the Coulomb interaction between the odd particle and the cluster, given by

$$V_C(\vec{r}) = \frac{Ze^2}{k} \left(\frac{\alpha}{\pi} \right)^{3/2} \sum_{\lambda\mu} \frac{4\pi}{2\lambda+1} Y_{\lambda\mu}(\theta, \phi) \sum_{i=1}^k Y_{\lambda\mu}^*(\theta_i, \phi_i) \\ \times \left[\frac{1}{r^{\lambda+1}} \int_0^r f_\lambda(r') r'^{\lambda} r'^2 dr' + r^\lambda \int_r^\infty f_\lambda(r') \frac{1}{r'^{\lambda+1}} r'^2 dr' \right]. \quad (60)$$

The total single-particle Hamiltonian is then the sum of kinetic, nuclear spin-independent, nuclear spin-orbit, and Coulomb terms

$$H = \frac{\vec{p}^2}{2m} + V(\vec{r}) + V_{\text{so}}(\vec{r}) + \frac{1}{2}(1 + \tau_3)V_C(\vec{r}). \quad (61)$$

The single-particle energies, ϵ_Ω , and the intrinsic wave functions, χ_Ω , are then obtained by diagonalizing the Hamiltonian of Eq. (61) in a harmonic oscillator basis

$$|\chi_\Omega\rangle = \sum_{nljm} C_{nljm}^\Omega \left| n \frac{1}{2} l j m \right\rangle, \quad (62)$$

7.1. Dumbbell configuration

The energy levels of a neutron in a potential with Z_2 symmetry are given in Fig. 24. At $\beta = 0$ the single-particle levels are those of the spherical shell model and can be labelled accordingly. As β increases the spherical levels split. However, since the potential has axial symmetry, the projection of the angular momentum on the symmetry z -axis, K , is a good quantum number. All levels are doubly degenerate with $\pm K$. The values of K contained in each j level are

Table 5: Values of K for each j level.

j	K
1/2	1/2
3/2	1/2, 3/2
5/2	1/2, 3/2, 5/2
7/2	1/2, 3/2, 5/2, 7/2

$K = j, j-1, \dots, 1/2$, Table 5. In Fig. 24, levels are labelled by K and the parity $P = (-)^l$ of the spherical level nlj from which they originate. These quantum numbers are conserved in the correlation diagram of Fig. 24. Alternatively the energy levels can be labelled by the molecular notation $n\sigma K$, $n\pi K$, $n\delta K$, ... and a g (gerade), u (ungerade) label. Here $n = 1, 2, \dots$ denotes the $1^{st}, 2^{nd}, \dots$, state, $\sigma, \pi, \delta, \dots$ denotes the projection of the orbital angular momentum L on the z -axis in spectroscopic notation $0 \equiv \sigma, 1 \equiv \pi, 2 \equiv \delta, \dots$, K the total projection including spin, and g, u the parity, $g \equiv +, u \equiv -$.

The single-particle densities of the three levels $K^P = 3/2^-, [1\pi_u 3/2]$, $K^P = 1/2^-, [1\pi_u 1/2]$ and $K^P = 1/2^+, [2\sigma_g 1/2]$ are shown in Fig. 25 as a function of β . It should be noted that in this case the energy levels and wave functions are identical to those of the two-center shell model [87, 88]. The idea of molecular wave functions was introduced by von Oertzen in the 1970's, and applied to ${}^9\text{Be}$ and ${}^9\text{B}$ in 1996 [58–60]. Fig. 24 is similar to Fig. 1 of [60], except for the fact that in constructing Fig. 24 a realistic Gaussian potential is used in Eq. (56) which goes to zero at $r \rightarrow \infty$, while in [60] a harmonic oscillator potential is used that goes to infinity at $r \rightarrow \infty$.

7.2. Equilateral triangle configuration

The energy levels of a neutron in a potential with D_{3h} symmetry are shown in Fig. 26. At $\beta = 0$ the levels are again those of the spherical shell-model. As β increases, the levels split. The resolution of the representations D_j^P of $SU(2)$ with angular momentum j and parity P into representations of the double group

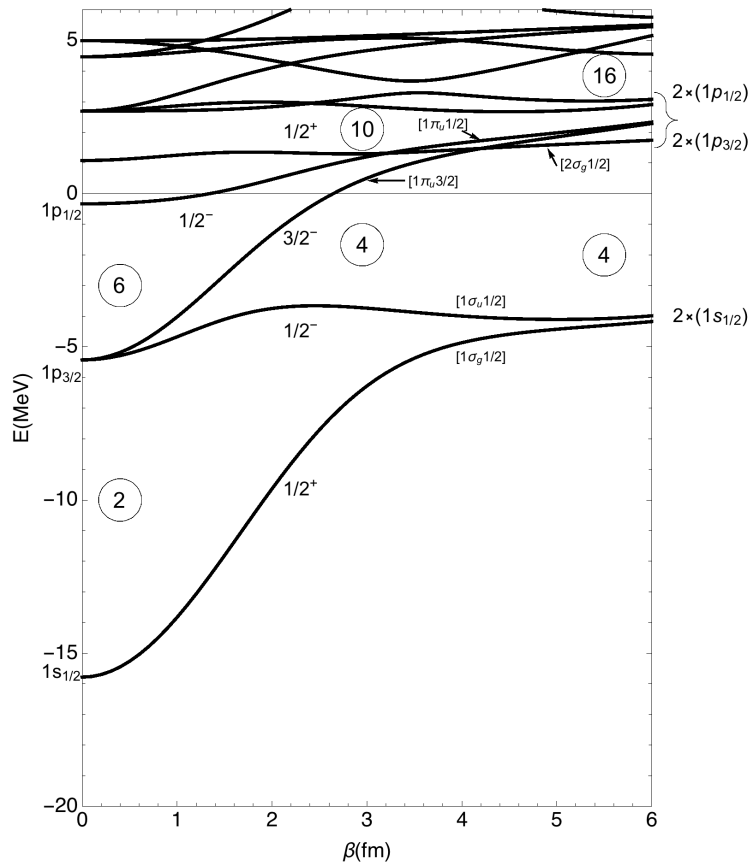


Figure 24: Single-particle energies in a cluster potential with Z_2 symmetry calculated with $V_0 = 20$ MeV, $V_{0,so} = 22$ MeV fm², and $\alpha = 0.1115$ fm⁻². Reproduced from [61] with permission.

D'_{3h} which describes fermions is a complicated group-theoretical problem. It was solved by Koster [89] for applications to crystal physics and by Herzberg [70] for applications to molecular physics. The solution is given in Table 6, where we have used a notation more appropriate to nuclear physics [90]. Various notations are used for representations of D'_{3h} , whose conversion is $E_{1/2}^{(+)} \equiv E_{1/2} \equiv \Gamma_7 \equiv E'_1$, $E_{1/2}^{(-)} \equiv E_{5/2} \equiv \Gamma_8 \equiv E'_2$ and $E_{3/2} \equiv E_{3/2} \equiv \Gamma_9 \equiv E'_3$, where the first

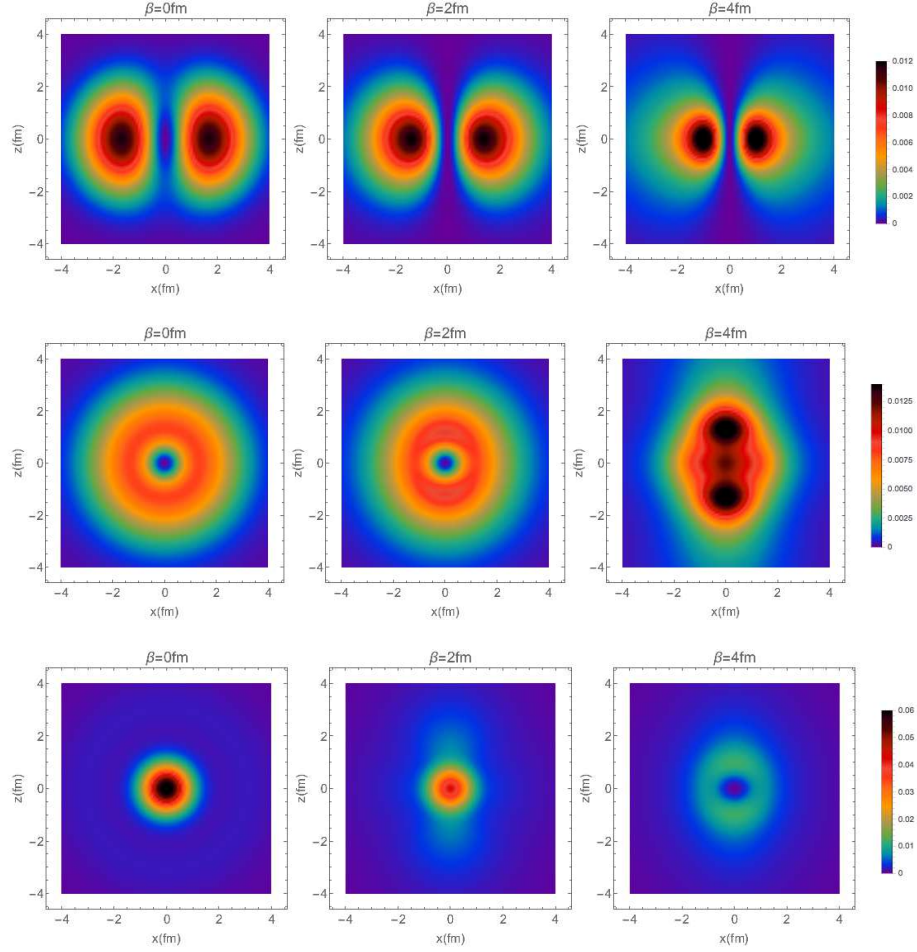


Figure 25: Single-particle densities of the states $K^P = 3/2^-, 1/2^-$ and $1/2^+$ in a Z_2 symmetric potential with $V_0 = 20$ MeV, $V_{0,\text{so}} = 22$ MeV fm² and $\alpha = 0.1115$ fm⁻². The color code is in fm⁻³. Reproduced from [61] with permission.

notation is the nuclear physics notation [90], the second is that of Herzberg [70], the third is that of Koster [89] and the fourth is that of Hamermesh [91].

The representations $E_{1/2}^{(+)}$, $E_{1/2}^{(-)}$ and $E_{3/2}$ can be further decomposed into

Table 6: Resolution of rotational states into irreducible representations of D'_{3h} .

D_j^P	Γ_7	Γ_8	Γ_9	D_j^P	Γ_7	Γ_8	Γ_9	[89]
	$E_{1/2}^{(+)}$	$E_{1/2}^{(-)}$	$E_{3/2}$		$E_{1/2}^{(+)}$	$E_{1/2}^{(-)}$	$E_{3/2}$	[90]
$1/2^+$	1	0	0	$1/2^-$	0	1	0	
$3/2^+$	1	0	1	$3/2^-$	0	1	1	
$5/2^+$	1	1	1	$5/2^-$	1	1	1	
$7/2^+$	1	2	1	$7/2^-$	2	1	1	
$9/2^+$	1	2	2	$9/2^-$	2	1	2	
$11/2^+$	2	2	2	$11/2^-$	2	2	2	
$13/2^+$	3	2	2	$13/2^-$	2	3	2	

values of K [90]

$$\begin{aligned}
 \Omega = E_{1/2}^{(+)} & : K^P = 1/2^+ \\
 & K = 3n \pm 1/2 \quad P = (-)^n \\
 \Omega = E_{1/2}^{(-)} & : K^P = 1/2^- \\
 & K = 3n \pm 1/2 \quad P = (-)^{n+1} \\
 \Omega = E_{3/2} & : K^P = (3n - 3/2)^\pm
 \end{aligned} \tag{63}$$

with $n = 1, 2, 3, \dots$, and $K > 0$. The angular momenta are given by $J = K, K + 1, K + 2, \dots$. As a result, the rotational sequences for each one of the irreps of D'_{3h} are given by (see also Table 6)

$$\begin{aligned}
 \Omega = E_{1/2}^{(+)} & : J^P = \frac{1^+}{2}, \frac{3^+}{2}, \frac{5^\pm}{2}, \frac{7^+}{2}, \left(\frac{7^-}{2}\right)^2, \frac{9^+}{2}, \left(\frac{9^-}{2}\right)^2, \dots \\
 \Omega = E_{1/2}^{(-)} & : J^P = \frac{1^-}{2}, \frac{3^-}{2}, \frac{5^\pm}{2}, \left(\frac{7^+}{2}\right)^2, \frac{7^-}{2}, \left(\frac{9^+}{2}\right)^2, \frac{9^-}{2}, \dots \\
 \Omega = E_{3/2} & : J^P = \frac{3^\pm}{2}, \frac{5^\pm}{2}, \frac{7^\pm}{2}, \left(\frac{9^\pm}{2}\right)^2, \dots
 \end{aligned} \tag{64}$$

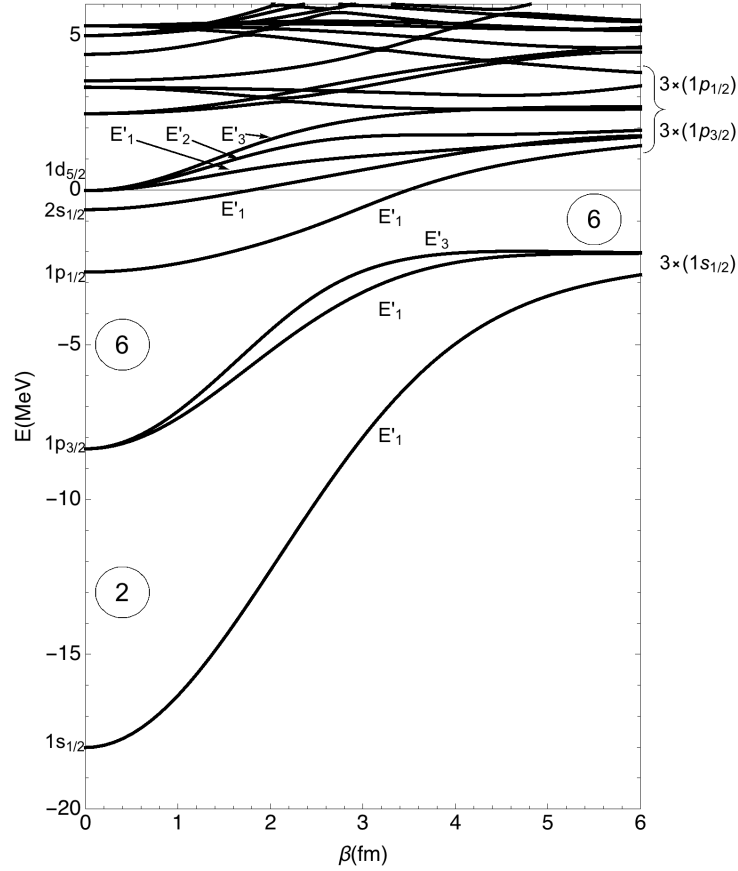


Figure 26: Single-particle energies in a cluster potential with D_{3h} symmetry calculated with $V_0 = 13.3$ MeV, $V_{0,so} = 16.9$ MeV fm², $\alpha = 0.0872$ fm⁻². Reproduced from [61] with permission.

7.3. Tetrahedral configuration

The energy levels of a neutron in a potential with T_d symmetry are shown in Fig. 27. The resolution of single-particles levels j^P into representations of T_d' is given in Table 7. In this table, the notation of [89] is used as well as the notation appropriate to nuclear physics. The conversion between our notation

Table 7: Resolution of rotational states into irreducible representations of T'_d .

D_j^P	Γ_6	Γ_7	Γ_8	D_j^P	Γ_6	Γ_7	Γ_8	[89]
	$E_{1/2}^{(+)}$	$E_{1/2}^{(-)}$	$G_{3/2}$		$E_{1/2}^{(+)}$	$E_{1/2}^{(-)}$	$G_{3/2}$	[90]
$1/2^+$	1	0	0	$1/2^-$	0	1	0	
$3/2^+$	0	0	1	$3/2^-$	0	0	1	
$5/2^+$	0	1	1	$5/2^-$	1	0	1	
$7/2^+$	1	1	1	$7/2^-$	1	1	1	
$9/2^+$	1	0	2	$9/2^-$	0	1	2	
$11/2^+$	1	1	2	$11/2^-$	1	1	2	
$13/2^+$	1	2	2	$13/2^-$	2	1	2	
$15/2^+$	1	1	3	$15/2^-$	1	1	3	
$17/2^+$	2	1	3	$17/2^-$	1	2	3	
$19/2^+$	2	2	3	$19/2^-$	2	2	3	
$21/2^+$	1	2	4	$21/2^-$	2	1	4	
$23/2^+$	2	2	4	$23/2^-$	2	2	4	
$25/2^+$	3	2	4	$25/2^-$	2	3	4	

and that of others is $E_{1/2}^{(+)} \equiv E_{1/2} \equiv \Gamma_6 \equiv E'_1$, $E_{1/2}^{(-)} \equiv E_{5/2} \equiv \Gamma_7 \equiv E'_2$ and $G_{3/2} \equiv G_{3/2} \equiv \Gamma_8 \equiv G$, where the second notation is that of Herzberg [70], the third is that of Koster [89] and the fourth is that of Hamermesh [91].

In this case the projection of the angular momentum K is not a good quantum number. From Table 7 one obtains directly the values of the angular momentum contained in each representation $E_{1/2}^{(+)}$, $E_{1/2}^{(-)}$ and $G_{3/2}$

$$\begin{aligned}
\Omega = E_{1/2}^{(+)} & : J^P = \frac{1^+}{2}, \frac{5^-}{2}, \frac{7^\pm}{2}, \frac{9^+}{2}, \frac{11^\pm}{2}, \dots \\
\Omega = E_{1/2}^{(-)} & : J^P = \frac{1^-}{2}, \frac{5^+}{2}, \frac{7^\pm}{2}, \frac{9^-}{2}, \frac{11^\pm}{2}, \dots \\
\Omega = G_{3/2} & : J^P = \frac{3^\pm}{2}, \frac{5^\pm}{2}, \frac{7^\pm}{2}, \left(\frac{9^\pm}{2}\right)^2, \left(\frac{11^\pm}{2}\right)^2, \dots
\end{aligned} \tag{65}$$

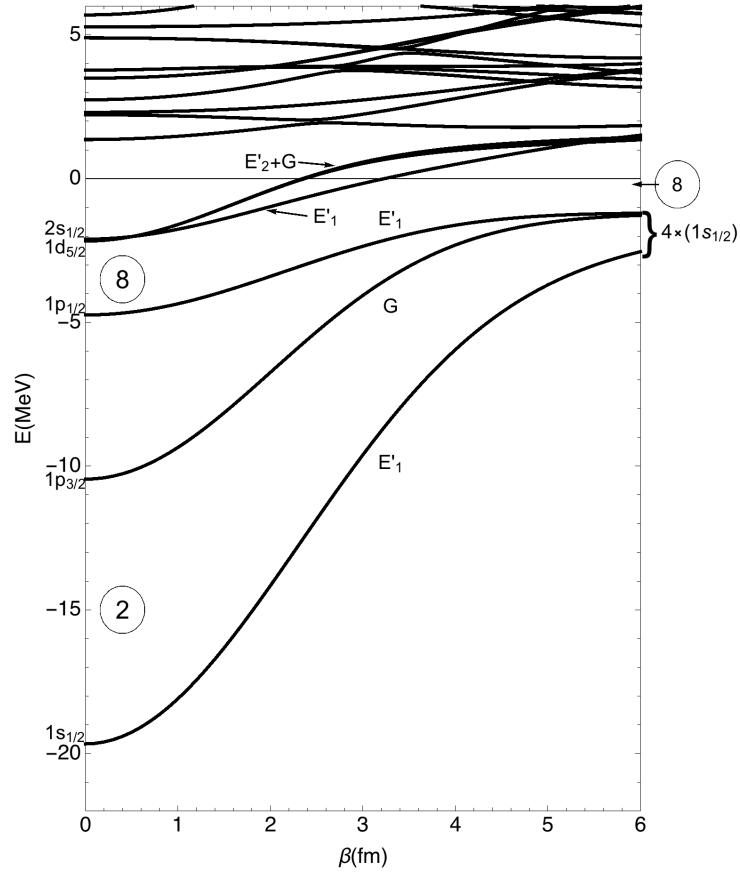


Figure 27: Single-particle energies in a cluster potential with T_d symmetry calculated with $V_0 = 10$ MeV, $V_{0,so} = 13.4$ MeV fm², $\alpha = 0.0729$ fm⁻². Reproduced from [61] with permission.

7.4. Energy formulas

We consider here the rotational and vibrational spectra of rigid configurations. Only the dumbbell and equilateral triangle configurations have been analyzed so far.

7.4.1. Dumbbell configuration

The rotational spectra of a dumbbell configuration can be analyzed with the energy formula [62]

$$E_{\text{rot}}(\Omega, K, J) = \varepsilon_{\Omega} + A_{\Omega} [J(J+1) - K^2 + a_{\Omega}(-1)^{J+1/2}(J+1/2)\delta_{K,1/2}] , \quad (66)$$

where $J = K, K+1, K+2, \dots$. The energy levels depend on the inertial parameter $A_{\Omega} = \hbar^2/2\mathcal{I}$, where \mathcal{I} is the moment of inertia, and on the so-called decoupling parameter a_{Ω} [92]

$$a_{\Omega} = - \sum_{nlj} (-1)^{j+1/2}(j+1/2) \left| C_{nlj1/2}^{\Omega} \right|^2 , \quad (67)$$

where the expansion coefficients are given by Eq. (62) and Ω is restricted to states with $K = 1/2$. Eq. (66) is identical to that used in the collective model which describes the rigid motion of an ellipsoidal shape [92]. The moment of inertia \mathcal{I} in odd nuclei can be obtained by adding the contribution of the odd particles \mathcal{I}^n to that of the cluster \mathcal{I}^c

$$\mathcal{I} = \mathcal{I}^c + \mathcal{I}^n , \quad (68)$$

where \mathcal{I}^c is given in Eq. (44). The assumption here is that the odd particle is dragged along in a rigid fashion. The odd particle contribution to the three components of the moment of inertia can be calculated as

$$\begin{aligned} \mathcal{I}_x^n &= m \int (y^2 + z^2) |\chi_{\Omega}|^2 d^3r , \\ \mathcal{I}_y^n &= m \int (z^2 + x^2) |\chi_{\Omega}|^2 d^3r , \\ \mathcal{I}_z^n &= m \int (x^2 + y^2) |\chi_{\Omega}|^2 d^3r , \end{aligned} \quad (69)$$

where m is the nucleon mass, and χ_{Ω} is the intrinsic wave function of Eq. (62).

The vibrational spectra of a dumbbell configuration plus additional particles can be analyzed with the formula

$$E_{\text{vib}}(\Omega, v_{\Omega}) = \omega_{\Omega} v_{\Omega} , \quad (70)$$

where the zero-point energy has been removed. There is in this case only one vibrational quantum number $v_\Omega = 0, 1, \dots$, as in Eq. (16).

7.4.2. Equilateral triangle configuration

An expression similar to Eq. (66) applies to the rotational energy levels of an equilateral triangle configuration. The rotational formula is

$$E_{\text{rot}}(\Omega, K, J) = \varepsilon_\Omega + A_\Omega [J(J+1) + b_\Omega K^2 + a_\Omega (-1)^{J+1/2} (J+1/2) \delta_{K,1/2}] , \quad (71)$$

where ε_Ω is the intrinsic energy, $A_\Omega = \hbar^2/2\mathcal{I}$ the inertial parameter, b_Ω a Coriolis term, and a_Ω the decoupling parameter. The latter term applies only to representations $\Omega = E_{1/2}^{(\pm)}$ and $K^P = 1/2^\pm$. A_Ω , b_Ω and a_Ω can be calculated as in the previous subsection. For each intrinsic state Ω , the values of K are given by Eq. (63) and $J = K, K+1, \dots$. We note here that the rotational bands for a triangular configuration are different from those of a dumbbell and of the collective model [64] since they include several values of K as given in Eq. (63). The vibrational spectra of a triangular configuration can be analyzed with the formula [90]

$$E_{\text{vib}}(\Omega; v_{1\Omega}, v_{2\Omega}, v_{3\Omega}) = \omega_{1\Omega} v_{1\Omega} + \omega_{2\Omega} v_{2\Omega} + \omega_{3\Omega} v_{3\Omega} , \quad (72)$$

where again the zero-point energy has been removed. There are here three vibrational quantum numbers and therefore the situation is more complex than in the case of a dumbbell configuration. In Fig. 28, the expected vibrational levels of a triangular configuration are shown.

7.5. Electromagnetic transition probabilities

Electromagnetic transition probabilities and moments can be calculated in the same way as in the collective model. The wave functions are factorized as a product of the intrinsic wave functions, χ_Ω , obtained as in Sect. 7, the vibrational functions of the cluster ψ_{vib} which depend on the vibrational quantum

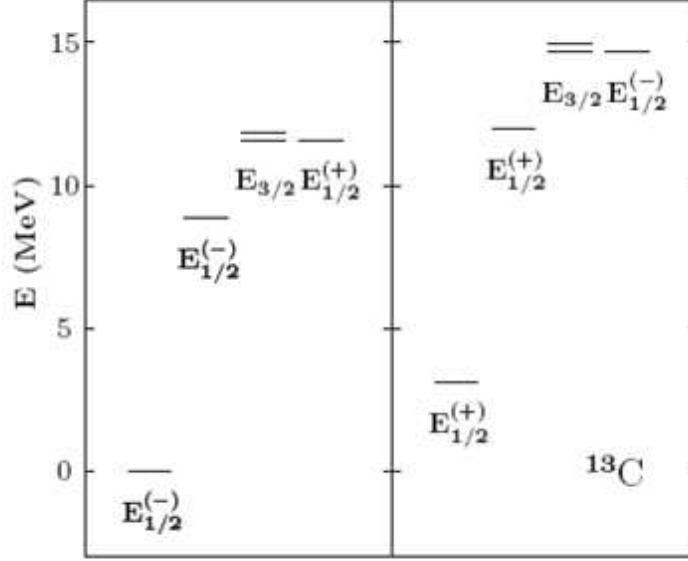


Figure 28: Vibrational spectra of a triangular configuration.

numbers v_i and a rotational part which is that of the symmetric top,

$$|\Omega; JMK\rangle = \sqrt{\frac{2J+1}{4\pi^2}} \psi_{\text{vib}} \left[\chi_{\Omega,K} D_{M,K}^{(J)}(\Theta_i) + (-1)^{J+K} \chi_{\Omega,-K} D_{M,-K}^{(J)}(\Theta_i) \right], \quad (73)$$

where Ω, K labels the intrinsic state, J the angular momentum, and M and K its projection on the z -axis and the symmetry axis, respectively. Eq. (73) is valid when K is a good quantum number, as is the case for the dumbbell and equilateral triangle configuration.

The electric and magnetic multipole operators in the laboratory frame are written as a sum of single-particle and cluster contributions

$$\begin{aligned} M_{\text{el}}(\lambda, \mu) &= T_{\lambda\mu}^{\text{el,sp}} + T_{\lambda\mu}^{\text{el,c}}, \\ M_{\text{mag}}(\lambda, \mu) &= T_{\lambda\mu}^{\text{mag,sp}} + T_{\lambda\mu}^{\text{mag,c}}. \end{aligned} \quad (74)$$

The matrix elements of the operators in Eq. (74) can be calculated in the stan-

standard way and the transition probabilities, defined as

$$B(\lambda; \Omega'; K', J' \rightarrow \Omega; K, J) = \sum_{M, \mu} |\langle \Omega; K, J, M | M(\lambda, \mu) | \Omega'; K', J', M' \rangle|^2, \quad (75)$$

thus obtained as

$$\begin{aligned} B(\lambda; \Omega'; K', J' \rightarrow \Omega; K, J) &= \left| \langle J', K', \lambda, K - K' | J, K \rangle (\delta_{v, v'} G_{\lambda}^{\text{sp}}(\Omega, \Omega') + \delta_{\Omega, \Omega'} G_{\lambda}^{\text{c}}) \right. \\ &\quad \left. + (-1)^{J+K} \langle J', K', \lambda, -K - K' | J, -K \rangle \right. \\ &\quad \left. \left(\delta_{v, v'} \tilde{G}_{\lambda}^{\text{sp}}(\Omega, \Omega') + \delta_{\Omega, \Omega'} G_{\lambda}^{\text{c}} \right) \right|^2. \end{aligned} \quad (76)$$

The two terms in Eq. (76) come from the symmetrization of the wave function in Eq. (73), and

$$\begin{aligned} G_{\lambda, K-K'}^{\text{sp}}(\Omega, \Omega') &= \langle \chi_{\Omega, K} | M_{\lambda, \mu=K-K'} | \chi_{\Omega', K'} \rangle, \\ \tilde{G}_{\lambda, -K-K'}^{\text{sp}}(\Omega, \Omega') &= \langle \chi_{\Omega, -K} | M_{\lambda, \mu=-K-K'} | \chi_{\Omega', K'} \rangle. \end{aligned} \quad (77)$$

The second term in Eq. (76) contributes only in the case $\lambda \geq K + K'$.

Similarly, the electric multipole moments are defined in the usual fashion as

$$\begin{aligned} Q^{(\lambda)}(K, J) &= \sqrt{\frac{16\pi}{2\lambda+1}} \langle \Omega; K, J, M = J | M_{\text{el}}(\lambda, 0) | \Omega; K, J, M = J \rangle \\ &= \sqrt{\frac{16\pi}{2\lambda+1}} \langle J, K, \lambda, 0 | J, K \rangle \langle J, J, \lambda, 0 | J, J \rangle \\ &\quad \times \left(G_{\lambda, 0}^{\text{el, sp}}(\Omega, \Omega) + G_{\lambda, 0}^{\text{el, c}} \right), \end{aligned} \quad (78)$$

and the magnetic multipoles as

$$\begin{aligned} \mu^{(\lambda)}(K, J) &= \sqrt{\frac{4\pi}{2\lambda+1}} \langle \Omega; K, J, M = J | M_{\text{mag}}(\lambda, 0) | \Omega; K, J, M = J \rangle \\ &= \sqrt{\frac{4\pi}{2\lambda+1}} \langle J, K, \lambda, 0 | J, K \rangle \langle J, J, \lambda, 0 | J, J \rangle \\ &\quad \times \left(G_{\lambda, 0}^{\text{mag, sp}}(\Omega, \Omega) + G_{\lambda, 0}^{\text{mag, c}} \right). \end{aligned} \quad (79)$$

Electromagnetic transition rates and moments in odd nuclei have contributions from both the single particle and the cluster, Eq. (74). The single-particle

contribution is written in the standard form [93, 94]

$$\begin{aligned} T_{\lambda,\mu}^{\text{el,sp}} &= e_{\text{eff}} r^\lambda Y_{\lambda\mu}(\theta, \phi) , \\ T_{\lambda,\mu}^{\text{mag,sp}} &= \frac{\hbar c}{2mc^2} \left(g_s \vec{s} + \frac{2}{\lambda+1} g_l \vec{l} \right) \cdot \vec{\nabla} [r^\lambda Y_{\lambda\mu}(\theta, \phi)] , \end{aligned} \quad (80)$$

where e_{eff} is the effective charge center-of-mass corrected [94]

$$\begin{aligned} e_{\text{eff}}^p &= e + (-1)^\lambda \frac{Ze}{A^\lambda} , \\ e_{\text{eff}}^n &= (-1)^\lambda \frac{Ze}{A^\lambda} , \end{aligned} \quad (81)$$

and the g -factors are given by

$$\begin{aligned} g_s^p &= +5.5855 , & g_l^p &= 1 , \\ g_s^n &= -3.8256 , & g_l^n &= 0 . \end{aligned} \quad (82)$$

The cluster contribution depends on the vibrational quantum numbers v_i and on the charge and magnetization distribution. The electric cluster contribution can be evaluated using the algebraic cluster model (ACM) described in Sect. 2, and it depends on the configuration.

7.5.1. Dumbbell configuration

For the dumbbell configuration

$$G_\lambda^{\text{el,c}} = \frac{Z\beta^\lambda c_\lambda}{\sqrt{4\pi}} , \quad (83)$$

with $c_\lambda = \sqrt{2\lambda+1}$ with $\lambda = \text{even} = 0, 2, 4, \dots$ (see Eq. (27)).

7.5.2. Equilateral triangle configuration

For the equilateral triangle configuration

$$G_\lambda^{\text{el,c}} = \frac{Z\beta^\lambda c_\lambda}{\sqrt{4\pi}} , \quad (84)$$

where c_λ is given by Eq. (31).

The magnetic cluster contribution is rather difficult to evaluate. Since the cluster is composed of spin-less α -particles

$$G_\lambda^{\text{mag,c}} = 0 , \quad (85)$$

has been taken in all calculations performed so far.

7.6. Form factors in electron scattering

Form factors in electron scattering can also be split into a single-particle and collective cluster contribution,

$$\mathcal{F}(i \rightarrow f; q) = \mathcal{F}^{\text{sp}}(i \rightarrow f; q) + \mathcal{F}^{\text{c}}(i \rightarrow f; q). \quad (86)$$

The single-particle contribution \mathcal{F}^{sp} gives rise to longitudinal electric, transverse magnetic and transverse electric form factors. These contributions were derived in the laboratory frame by De Forest and Walecka [95]. They were converted to the intrinsic frame in [62], where explicit expressions are given. Since the cluster contribution is composed of spin-less α -particles, it is assumed that the cluster contribution \mathcal{F}^{c} applies only to the longitudinal form factors.

7.6.1. Dumbbell configuration

For the dumbbell configuration

$$\mathcal{F}_{\lambda}^{\text{c}}(J, K \rightarrow J', K'; q) = \delta_{K, K'} \langle J, K, \lambda, 0 | J', K' \rangle c_{\lambda j_{\lambda}}(q\beta) e^{-q^2/4\alpha}, \quad (87)$$

where $\lambda = \text{even} = 0, 2, \dots$. Here α and β are the parameters of the cluster density of Eq. (41). For odd multipolarities it has a more complicated dependence on β , as discussed in [62].

7.6.2. Equilateral triangle configuration

In this case, the cluster contribution is given by

$$\mathcal{F}_{\lambda}^{\text{c}}(J, K \rightarrow J', K'; q) = \delta_{K, K'} \langle J, K, \lambda, 0 | J', K' \rangle c_{\lambda j_{\lambda}}(q\beta) e^{-q^2/4\alpha}, \quad (88)$$

where $\lambda = 0, 2, 3, 4, \dots$, as in Eq. (42).

8. Evidence for cluster structure in odd nuclei

The CSM provides a simple way to analyze cluster structures in $k\alpha + x$ nuclei, in particular odd nuclei ($x = 1$), consistent with the Pauli principle. To this end, one places nucleons in the single-particle orbitals of Figs. 24, 26 and 27 but with no two particles in the same level. For example, the ground state of ${}^9\text{Be}$ is the

configuration $[1\sigma_g 1/2]^2 [1\sigma_u 1/2]^2 [1\pi_u 3/2]$, where the molecular notation has been used. For $x > 1$, one can use the same approach as in the spherical shell model or in the deformed shell model by introducing an effective interaction between the valence x -particles and diagonalizing this interaction in the cluster shell model basis. Preliminary results have been obtained for ^{10}Be , ^{10}B ($x = 2$). In the following subsections, however, we analyze only cluster structures in nuclei with Z_2 symmetry plus one particle, ^9Be and ^9B , and in nuclei with D_{3h} symmetry plus one particle, ^{13}C . The study of nuclei with T_d symmetry plus one particle, ^{17}O and ^{17}F , and of nuclei with Z_2 , D_{3h} and T_d symmetry plus two particles, ^{10}Be , ^{14}C and ^{18}O , is planned for future investigations. We note here that while the case of the two-center shell model (Z_2 symmetry) has been extensively investigated [87, 88], the three- and four-center shell model has not been studied within the context of nuclear physics.

8.1. Energy levels

8.1.1. Dumbbell configuration

The energy spectrum of ^9Be is shown in Fig. 29 where it is compared with the experimental spectrum. Three rotational bands have been observed with $K^P = 3/2^-, 1/2^-$ and $1/2^+$ which can be assigned to the representations $\Omega = [1\pi_u 3/2], [1\pi_u 1/2], [2\sigma_g 1/2]$, respectively. It is convenient to visualize the three bands by plotting the energies of each level as a function of $J(J+1)$ as shown in Fig. 30. It is seen that the band with $K^P = 1/2^+$ has a large decoupling parameter. The ACM appears to describe the energy levels well, including the large decoupling of the $K^P = 1/2^+$.

Table 8 shows a comparison between the experimental inertia and decoupling parameters, A_Ω and a_Ω . The agreement is remarkable in view of the fact that there are no free parameters that have been adjusted, the value of β having been fixed from the moment of inertia of ^8Be .

The same situation occurs for the nucleus ^9B . In Fig. 31 the spectrum of ^9B is shown in comparison with CSM. The Coulomb displacement energies between states in ^9Be and ^9B are calculated well as shown in Table 9 [62]. Rotational

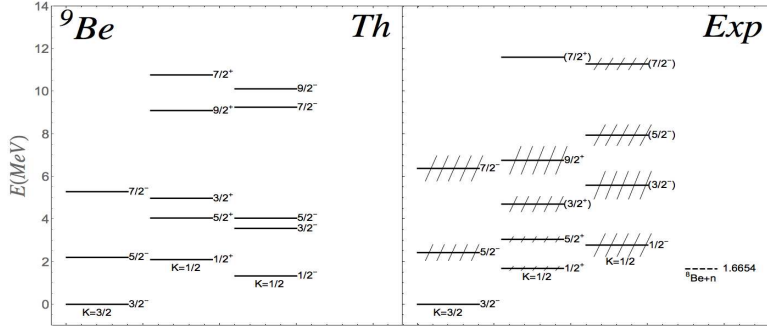


Figure 29: Comparison between the theoretical and experimental [63] spectrum of ${}^9\text{Be}$. The dashed region is given by the width of the states. Reproduced from [62] with permission.

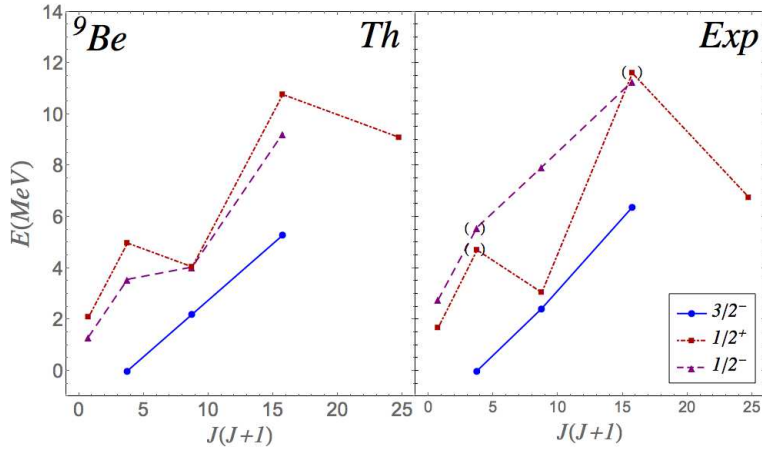


Figure 30: Rotational bands in ${}^9\text{Be}$. Reproduced from [62] with permission.

Table 8: Inertia parameters and decoupling parameters in ${}^9\text{Be}$ [62].

${}^9\text{Be}$	A_Ω (MeV)		a_Ω	
	Exp	Calc	Exp	Calc
$K^P = 3/2^-$	0.486 ± 0.024	0.441		
$K^P = 1/2^+$	0.385 ± 0.019	0.387	1.61 ± 0.08	1.48
$K^P = 1/2^-$	0.542 ± 0.054	0.420	0.89 ± 0.09	0.77

Table 9: Coulomb displacement energies in MeV. The experimental uncertainty is estimated from the width of the states in ${}^9\text{Be}$ and ${}^9\text{B}$.

K^P	CSM	Exp
$3/2^-$	1.92	1.84 ± 0.02
$1/2^-$	1.64	1.81 ± 0.36
$1/2^+$	1.46	1.76 ± 0.52

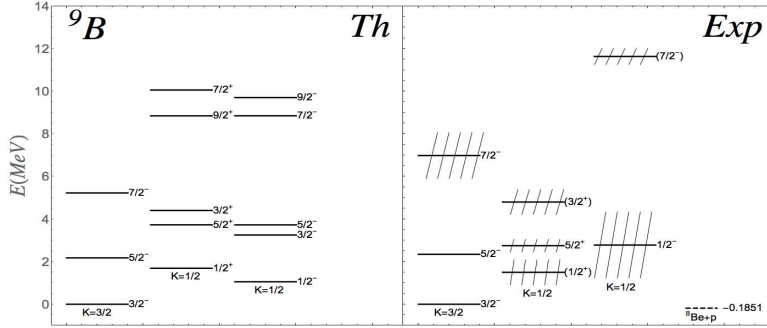


Figure 31: Comparison between the theoretical and experimental [63] spectrum of ${}^9\text{B}$. The observed level at 1.5 MeV is tentatively assigned as $J^P = 1/2^+$ and that at 4.8 MeV to $3/2^+$ in analogy with ${}^9\text{Be}$. Reproduced from [62] with permission.

bands in ${}^9\text{B}$ are shown in Fig. 32.

8.1.2. Equilateral triangle configuration

The rotational bands of ${}^{13}\text{C}$ are shown in Fig. 33, top (experiment) and bottom (CSM). It appears that two rotational bands with $\Omega = E_{1/2}^{(-)}$ and $E_{1/2}^{(+)}$ have been observed. In addition, it also appears that a vibrational band with $\Omega = E_{1/2}^{(-)}$ has been observed analogous to the Hoyle band in ${}^{12}\text{C}$. A striking result here is that the angular momentum content of each observed band is what expected on the basis of D_{3h} triangular symmetry, as shown in Fig. 34.

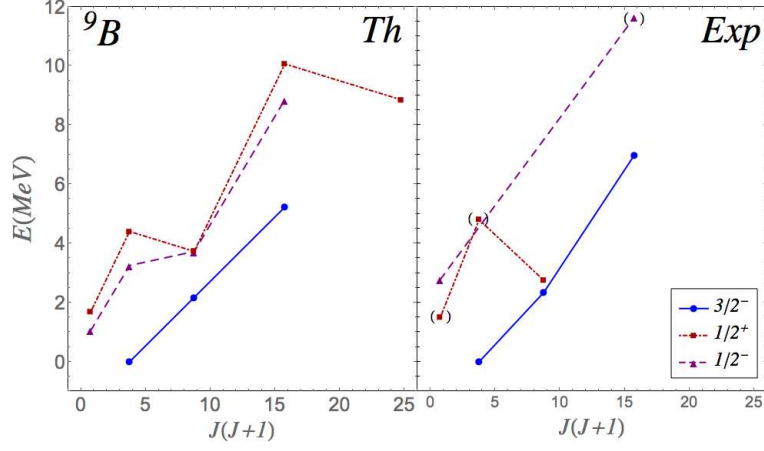


Figure 32: Rotational bands in ${}^9\text{B}$. Reproduced from [62] with permission.

8.2. Electromagnetic transition rates

8.2.1. Dumbbell configuration

Extensive calculations of electromagnetic transition rates have been done in ${}^9\text{Be}$ and ${}^9\text{B}$ [62]. Here we show some selected results. Electric transitions within a rotational band are dominated by the cluster contribution. For the ground state rotational band with $K^P = 3/2^-$ we have

$$B(E2; 3/2, J' \rightarrow 3/2, J) = (Ze\beta^2)^2 \frac{5}{4\pi} |\langle J', 3/2, 2, 0 | J, 3/2 \rangle|^2, \quad (89)$$

and quadrupole moment

$$Q^{(2)}(3/2, J) = \sqrt{\frac{16\pi}{5}} Ze\beta^2 \sqrt{\frac{5}{4\pi}} \langle J, 3/2, 2, 0 | J, 3/2 \rangle \langle J, J, 2, 0 | J, J \rangle. \quad (90)$$

Inserting the value of β as determined from the moment of inertia of ${}^8\text{Be}$ we obtain the results of Table X. The agreement between theory and experiment is excellent and provides the strongest argument for the cluster structure of ${}^9\text{Be}$ seen as ${}^8\text{Be} + n$.

Magnetic transitions within a rotational band are determined by the single-particle contribution. For the ground state rotational band with $K^P = 3/2^-$

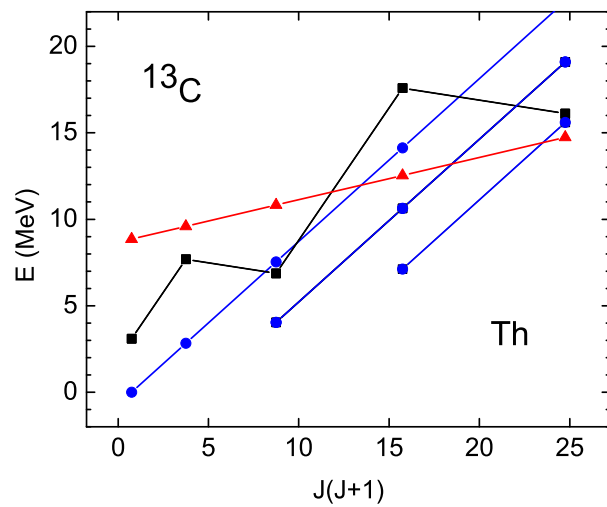
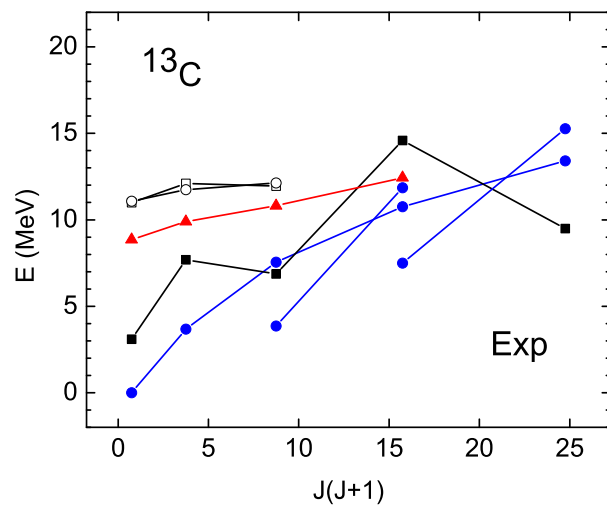


Figure 33: Rotational bands in ^{13}C . Energy levels are plotted as a function of $J(J + 1)$. Rotational spectra expected on the basis of D_{3h} symmetry [90].

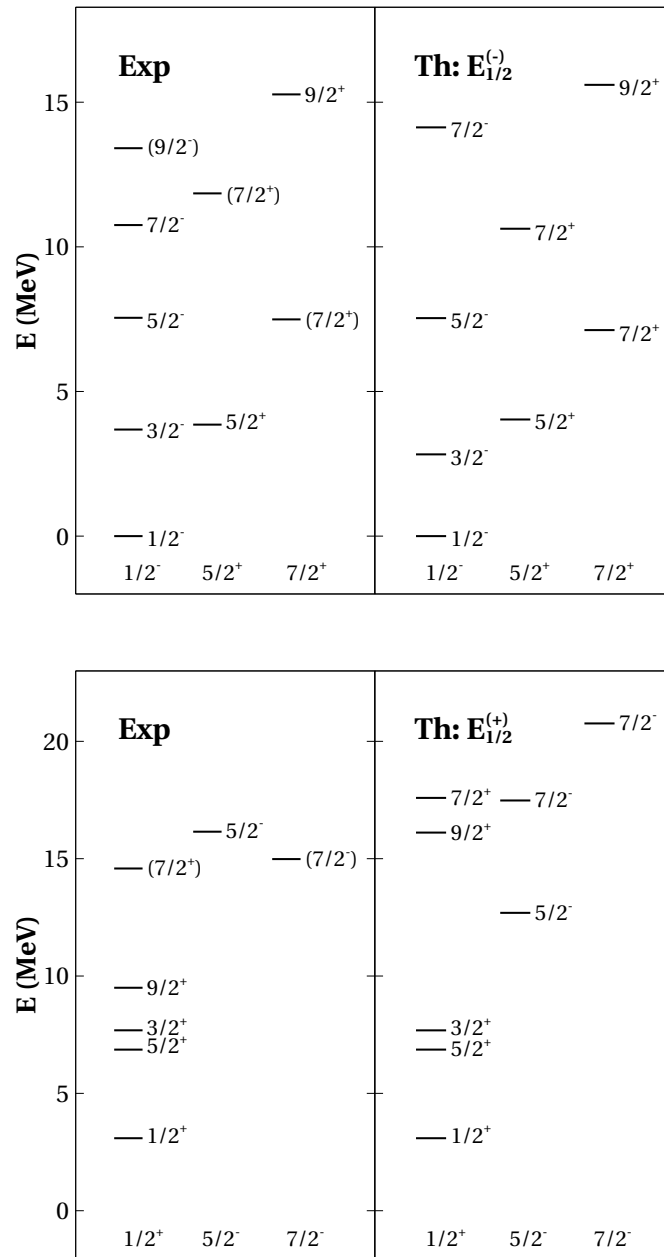


Figure 34: Top: Comparison between experimental and theoretical energy level diagram for the ground-state band of ^{13}C assigned to the representation $E_{1/2}^{(-)}$ of D'_{3h} . Bottom: Same as top but for the first excited band assigned to the representation $E_{1/2}^{(+)}$ of D'_{3h} . Taken from [90].

Table 10: Electromagnetic moments and transitions in ${}^9\text{Be}$. Experimental data are taken from [74] and theoretical CSM results from [62].

	Exp	CSM	
$Q(3/2^-)$	5.288 ± 0.038	5.30	efm^2
$B(E2; 3/2^- \rightarrow 5/2^-)$	40.5 ± 3.0	35.9	e^2fm^4
$B(E2; 3/2^- \rightarrow 7/2^-)$	18 ± 8	20.0	e^2fm^4
$\mu(3/2^-)$	-1.1778 ± 0.0009	-1.13	μ_N
$B(M1; 3/2^- \rightarrow 5/2^-)$	0.82 ± 0.03	0.35	e^2fm^2

we have

$$B(M1; 3/2, J' \rightarrow 3/2, J) = |\langle J', 3/2, 1, 0 | J, 3/2 \rangle|^2 |G_{1,0}^{\text{sp}}(3/2)|^2, \quad (91)$$

and quadrupole moment

$$\mu^{(1)}(3/2, J) = \sqrt{\frac{4\pi}{3}} \langle J, 3/2, 1, 0 | J, 3/2 \rangle \langle J, J, 1, 0 | J, J \rangle G_{1,0}^{\text{sp}}(3/2), \quad (92)$$

where $G_{1,0}^{\text{sp}}$ is given by Eq. (77). Inserting $g_s^n = -3.8256$ gives the results of Table 10. The magnetic moment is well reproduced while $B(M1)$ is a factor of ~ 2 smaller than the experimental value. (The units of $B(M1)$ are those used in electron scattering [96].)

8.2.2. Equilateral triangle configuration

Some calculations are available for electromagnetic transition rates in ${}^{13}\text{C}$. Table 11 shows results for electric transitions in the ground state band, representation $\Omega = E_{1/2}^{(-)}$ of D'_{3h} . One should note the large $B(E3)$ value for the transition $5/2^+ \rightarrow 1/2^-$.

8.3. Form factors in electron scattering

8.3.1. Dumbbell configuration

Extensive calculations of form factors have been done in ${}^9\text{Be}$ [62], including longitudinal electric, transverse magnetic and transverse electric form factors.

Table 11: $B(EL)$ values in ^{13}C . Experimental data are taken from [97] and theoretical CSM results from [90].

	Exp	CSM	
$B(E2; 3/2^- \rightarrow 1/2^-)$	6.4 ± 1.5	8.3	$e^2\text{fm}^4$
$B(E2; 5/2^- \rightarrow 1/2^-)$	5.6 ± 0.4	5.5	$e^2\text{fm}^4$
$B(E3; 5/2^+ \rightarrow 1/2^-)$	100 ± 40	42	$e^2\text{fm}^6$

Here we show in Fig. 35 only selected results. As one can see from this figure, longitudinal electric form factors dominated by the cluster contribution are very well described by CSM, while magnetic transverse form factors dominated by the single-particle contribution are not, especially for the ground state $J^P = 3/2^-$, in spite of the fact that the magnetic moment is calculated very well, see Table 10. The same problem appears in large shell model calculations as reported in [96]. The disagreement may be due to an inconsistency between experiments measuring the magnetic moments and those extracting the form factors from electron scattering.

8.3.2. Equilateral triangle configuration

Only some longitudinal electric form factors have been calculated so far in ^{13}C . Fig. 36 shows the results for $E2$ form factors for the ground state band. Particularly noteworthy is the fact that the two form factors in Fig. 36 are expected to be identical in the D'_{3h} symmetry, and indeed appear to be so.

9. Softness and higher-order corrections

For the two configurations discussed in the previous sections, dumbbell and equilateral triangle, the effect of softness can be analyzed by modifying the rotational formula to

$$E_{\text{rot}}(\Omega, K, J) = \varepsilon_{\Omega} + A_{\Omega} \left[J(J+1) + \eta_{\Omega} J^2 (J+1)^2 + b_{\Omega} K^2 + a_{\Omega} \delta_{K,1/2} (-1)^{J+1/2} (J+1/2) \right], \quad (93)$$

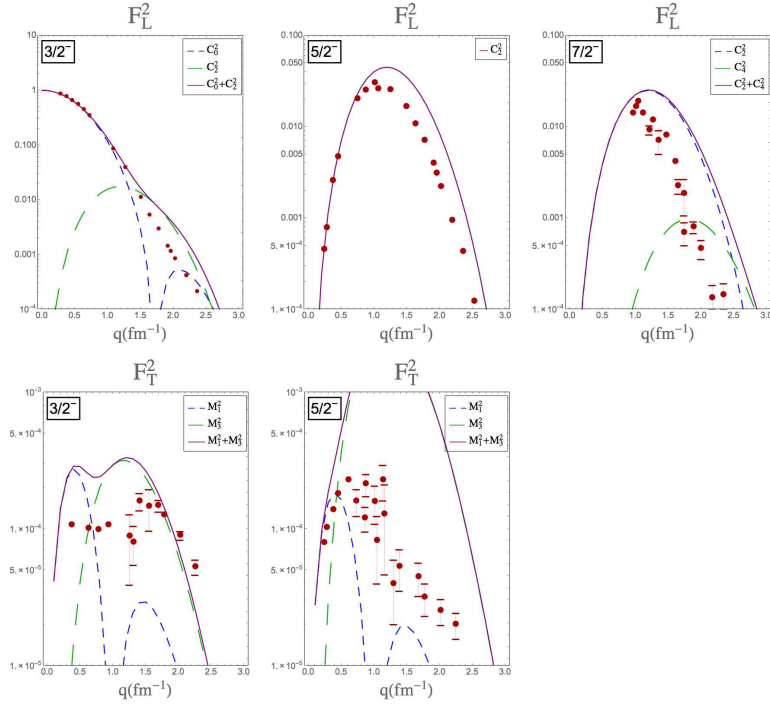


Figure 35: Comparison between calculated and experimental [96] form factors of ${}^9\text{Be}$ for members of the ground-state rotational band with $K^P = 3/2^-$. Top panels: Longitudinal form factors. Bottom panels: Transverse magnetic form factors. Experimental data from [96]. Adapted from [62] with permission.

where ε_Ω , A_Ω , b_Ω and a_Ω have the same meaning as in Eq. (71), and η_Ω is a stretching parameter. Similarly, the vibrational energy needs to be modified to

$$E_{\text{vib}}(\Omega; v_\Omega) = \omega_\Omega v_\Omega + x_\Omega v_\Omega^2, \quad (94)$$

for a dumbbell configuration, and

$$E_{\text{vib}}(\Omega; v_{1\Omega}, v_{2\Omega}, v_{3\Omega}) = \sum_{i=1}^3 \omega_{i\Omega} v_{i\Omega} + \sum_{i \geq j=1}^3 x_{ij,\Omega} v_{i\Omega} v_{j\Omega}, \quad (95)$$

for a triangular configuration. The values of $x_{ij,\Omega}$ are the anharmonicities.

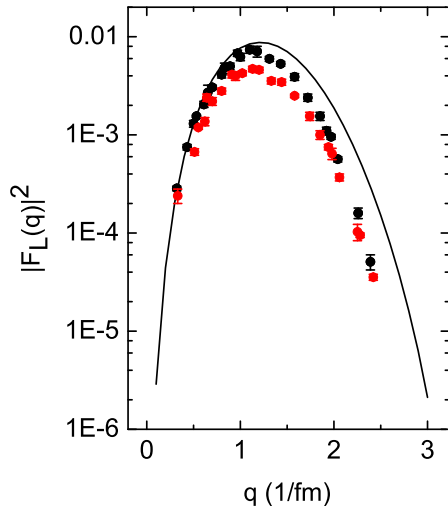


Figure 36: Comparison between calculated and experimental [98] longitudinal $E2$ form factors for the ground-state band of ^{13}C , $1/2^- \rightarrow 5/2^-$ (black) and $1/2^- \rightarrow 3/2^-$ (red). Taken from [90].

10. Summary and conclusions

In this article, the cluster structure of light nuclei has been reviewed. In the first part, cluster structures in $k\alpha$ nuclei with $k = 2$ (^8Be), $k = 3$ (^{12}C) and $k = 4$ (^{16}O) have been analyzed in terms of the algebraic cluster model (ACM). The advantage of this model is that it produces explicit analytic results for energies, electromagnetic transition rates and form factors in electron scattering. Evidence for a cluster dumbbell configuration in ^8Be , an equilateral triangle configuration in ^{12}C and a tetrahedral configuration in ^{16}O has been presented. This evidence confirms early suggestions [6, 7, 12] for the occurrence of these configurations in ^8Be , ^{12}C and ^{16}O . The ACM makes use of algebraic methods adapted to the symmetry of the structure which is Z_2 (dumbbell), D_{3h} (equilateral triangle) and T_d (tetrahedron). These symmetries are exploited to obtain the analytic results that are used to analyze experimental data.

In the second part, cluster structures of $k\alpha + x$ nuclei are analyzed in terms

of a cluster shell model (CSM). The advantage of this model is that single particle levels in cluster potentials with arbitrary discrete symmetry can be easily calculated. The three cases of single-particle levels in cluster potentials with discrete symmetry Z_2 , D_{3h} , T_d are shown explicitly. Here again the use of symmetry considerations plays an important role, particularly in the classification of states through the use of the double groups Z'_2 , D'_{3h} , T'_d . Evidence for cluster structures in the odd nuclei ${}^9\text{Be}$, ${}^9\text{B}$ ($k = 2$, $x = 1$) and ${}^{13}\text{C}$ ($k = 3$, $x = 1$) is presented. This evidence demonstrates that cluster structures survive the addition of one nucleon, and confirms early suggestions [57–60] that spectra of ${}^8\text{Be}$ and ${}^9\text{B}$ can be well described as ${}^8\text{Be}$ plus one particle.

We emphasize that in the ACM and the CSM most results can be obtained in terms of a single parameter, β , which represents the distance from the center of mass of the α particles to the center of mass of the nucleus. The value of this parameter is ~ 2 fm for all nuclei described in this review. This is an astonishing result which supports the “simplicity in complexity” program advocated by the authors.

In this program of investigation of cluster structures in light nuclei what remains to be done is: (1) in even nuclei the study of ${}^{20}\text{Ne}$ ($k = 5$), ${}^{24}\text{Mg}$ ($k = 6$) and ${}^{28}\text{Si}$ ($k = 7$) suggested in [6, 7] to have bi-pyramidal ($k = 5$), octahedral or bi-pyramidal ($k = 6$) and stacked triangular body-centered ($k = 7$) structure with symmetry D_{3h} , O_h or D_{2h} , D_{3h} or D_{3v} , respectively; (2) in odd nuclei, the study of ${}^{17}\text{O}$, ${}^{17}\text{F}$ ($k = 4$, $x = 1$) and, most importantly, the study of $k\alpha + x$ nuclei with $x > 1$, especially ${}^{10}\text{Be}$, ${}^{10}\text{B}$ and ${}^{11}\text{Be}$ suggested in [57, 58] to have a dumbbell configuration plus $x = 2$ and $x = 3$ particles. The case of ${}^{10}\text{Be}$ and ${}^{11}\text{Be}$ is particularly timely since many experimental studies of these nuclei have been done in recent times. A preliminary calculation of ${}^{10}\text{Be}$ within the framework of the CSM plus residual interactions has been done, which appears to indicate that cluster structures even survive the addition of two nucleons.

Most importantly, the review presented here in which most results are given in explicit analytic form, provides benchmarks for microscopic studies of cluster structures in light nuclei.

Appendix A. Permutation symmetry

For k identical clusters, the Hamiltonian has to be invariant under their permutation. Therefore, the eigenstates can be classified according to the representations of the permutation group S_k . The permutation symmetry of k objects is determined by the transposition $P(12)$ and the cyclic permutation $P(12\cdots k)$ (see Table 2). All other permutations can be expressed in terms of these elementary ones [69]. In this appendix we review the construction of eigenfunctions of the ACM Hamiltonian with definite permutation symmetry for cluster composed of $k = 2, 3$ and 4 α -particles, and clarify the notation used in Tables 2 and 3 [63].

Appendix A.1. Dumbbell configuration

For the permutation of two objects there are two different symmetry classes characterized by the Young tableaux [2] and [11]. Due to the isomorphism $S_2 \sim Z_2$, the three symmetry classes can also be labeled by the irreducible representations of the point group Z_2 as $[2] \sim A$ and $[11] \sim B$ (Table 3).

The permutation symmetry can be determined by considering the transposition $P(12)$

$$P(12) \begin{pmatrix} \psi_A \\ \psi_B \end{pmatrix} = \begin{pmatrix} 1 & 0 \\ 0 & -1 \end{pmatrix} \begin{pmatrix} \psi_A \\ \psi_B \end{pmatrix}. \quad (\text{A.1})$$

In the ACM, the transformation properties under $S_2 \sim Z_2$ follow from those of the building blocks. Algebraically, the transposition can be expressed as

$$P(12) \begin{pmatrix} s^\dagger \\ b_\rho^\dagger \end{pmatrix} = U_{\text{tr}} \begin{pmatrix} s^\dagger \\ b_\rho^\dagger \end{pmatrix} U_{\text{tr}}^{-1} = \begin{pmatrix} 1 & 0 \\ 0 & -1 \end{pmatrix} \begin{pmatrix} s^\dagger \\ b_\rho^\dagger \end{pmatrix}, \quad (\text{A.2})$$

with

$$U_{\text{tr}} = e^{i\pi b_\rho^\dagger b_\rho}, \quad (\text{A.3})$$

where $b_\rho^\dagger b_\rho$ is a shorthand notation for $\sum_m b_{\rho,m}^\dagger b_{\rho,m}$. The scalar boson, s^\dagger , transforms as the symmetric representation $[2] \sim A$, whereas the vector Jacobi boson, b_ρ^\dagger , transforms as the antisymmetric representation $[11] \sim B$.

The discrete symmetry t of a given wave function can be determined by evaluating the matrix element

$$\langle \psi_t | P(12) | \psi_t \rangle = \langle \psi_t | U_{\text{tr}} | \psi_t \rangle = \pm 1 . \quad (\text{A.4})$$

Appendix A.2. Equilateral triangular configuration

For the permutation of three objects there are three different symmetry classes characterized by the Young tableaux [3], [21] and [111]. Due to the isomorphism $S_3 \sim D_3$, the three symmetry classes can also be labeled by the irreducible representations of the dihedral group D_3 as [3] $\sim A_1$, [21] $\sim E$, and [111] $\sim A_2$, with dimensions 1, 2 and 1, respectively (Table 3).

In this case, the permutation symmetry can be determined by considering the transposition $P(12)$ and the cyclic permutation $P(123)$. The transformation properties of the three different symmetry classes under $P(12)$ and $P(123)$ are given by

$$P(12) \begin{pmatrix} \psi_{A_1} \\ \psi_{E_\rho} \\ \psi_{E_\lambda} \\ \psi_{A_2} \end{pmatrix} = \begin{pmatrix} 1 & 0 & 0 & 0 \\ 0 & -1 & 0 & 0 \\ 0 & 0 & 1 & 0 \\ 0 & 0 & 0 & -1 \end{pmatrix} \begin{pmatrix} \psi_{A_1} \\ \psi_{E_\rho} \\ \psi_{E_\lambda} \\ \psi_{A_2} \end{pmatrix}, \quad (\text{A.5})$$

and

$$P(123) \begin{pmatrix} \psi_{A_1} \\ \psi_{E_\rho} \\ \psi_{E_\lambda} \\ \psi_{A_2} \end{pmatrix} = \begin{pmatrix} 1 & 0 & 0 & 0 \\ 0 & -\frac{1}{2} & \frac{\sqrt{3}}{2} & 0 \\ 0 & \frac{\sqrt{3}}{2} & -\frac{1}{2} & 0 \\ 0 & 0 & 0 & 1 \end{pmatrix} \begin{pmatrix} \psi_{A_1} \\ \psi_{E_\rho} \\ \psi_{E_\lambda} \\ \psi_{A_2} \end{pmatrix}, \quad (\text{A.6})$$

In the ACM, the transformation properties under $S_3 \sim D_3$ follow from those of the building blocks. Algebraically, the transposition and cyclic permutation can be expressed in terms of the generators $b_i^\dagger b_j \equiv \sum_m b_{i,m}^\dagger b_{j,m}$ that act in index space ($i, j = \rho, \lambda$). The transposition is given by

$$P(12) \begin{pmatrix} s^\dagger \\ b_\rho^\dagger \\ b_\lambda^\dagger \end{pmatrix} = U_{\text{tr}} \begin{pmatrix} s^\dagger \\ b_\rho^\dagger \\ b_\lambda^\dagger \end{pmatrix} U_{\text{tr}}^{-1} = \begin{pmatrix} 1 & 0 & 0 \\ 0 & -1 & 0 \\ 0 & 0 & 1 \end{pmatrix} \begin{pmatrix} s^\dagger \\ b_\rho^\dagger \\ b_\lambda^\dagger \end{pmatrix}, \quad (\text{A.7})$$

where U_{tr} is given by Eq. (A.3), and the cyclic permutation by

$$\begin{aligned}
P(123) \begin{pmatrix} s^\dagger \\ b_\rho^\dagger \\ b_\lambda^\dagger \end{pmatrix} &= U_{\text{cycl}} \begin{pmatrix} s^\dagger \\ b_\rho^\dagger \\ b_\lambda^\dagger \end{pmatrix} U_{\text{cycl}}^{-1} \\
&= \begin{pmatrix} 1 & 0 & 0 \\ 0 & -\frac{1}{2} & \frac{\sqrt{3}}{2} \\ 0 & -\frac{\sqrt{3}}{2} & -\frac{1}{2} \end{pmatrix} \begin{pmatrix} s^\dagger \\ b_\rho^\dagger \\ b_\lambda^\dagger \end{pmatrix}, \quad (\text{A.8})
\end{aligned}$$

with

$$U_{\text{cycl}} = e^{i\pi(b_\rho^\dagger b_\rho + b_\lambda^\dagger b_\lambda)} e^{\theta(b_\rho^\dagger b_\lambda - b_\lambda^\dagger b_\rho)}, \quad (\text{A.9})$$

and $\theta = \arctan \sqrt{3}$. The scalar boson, s^\dagger , transforms as the symmetric representation $[3] \sim A_1$, whereas the two vector Jacobi bosons, b_ρ^\dagger and b_λ^\dagger , transform as the two components of the mixed symmetry representation $[21] \sim E$.

The discrete symmetry t of a given wave function can be determined by evaluating the matrix elements

$$\begin{aligned}
\langle \psi_t | P(12) | \psi_t \rangle &= \langle \psi_t | U_{\text{tr}} | \psi_t \rangle = \pm 1, \\
\langle \psi_t | P(123) | \psi_t \rangle &= \langle \psi_t | U_{\text{cycl}} | \psi_t \rangle, \quad (\text{A.10})
\end{aligned}$$

and comparing with Eqs. (A.5) and (A.6).

Appendix A.3. Tetrahedral configuration

For the permutation of four objects there are five different symmetry classes characterized by the Young tableaux $[4]$, $[31]$, $[211]$, $[22]$ and $[1111]$. Due to the isomorphism with the tetrahedral group $S_4 \sim T_d$, the five symmetry classes can also be labeled by the irreducible representations of the point group T_d as $[4] \sim A_1$, $[31] \sim F_2$, $[22] \sim E$, $[211] \sim F_1$ and $[1111] \sim A_2$, with dimensions 1, 3, 2, 3 and 1, respectively (Table 3).

The transformation properties of the five different symmetry classes under

the transposition $P(12)$ and the cyclic permutation $P(1234)$ are given by

$$\begin{aligned}
P(12) \begin{pmatrix} \psi_{A_1} \\ \psi_{E_\rho} \\ \psi_{E_\lambda} \\ \psi_{A_2} \end{pmatrix} &= \begin{pmatrix} 1 & 0 & 0 & 0 \\ 0 & -1 & 0 & 0 \\ 0 & 0 & 1 & 0 \\ 0 & 0 & 0 & -1 \end{pmatrix} \begin{pmatrix} \psi_{A_1} \\ \psi_{E_\rho} \\ \psi_{E_\lambda} \\ \psi_{A_2} \end{pmatrix}, \\
P(12) \begin{pmatrix} \psi_{F_{2\rho}} \\ \psi_{F_{2\lambda}} \\ \psi_{F_{2\eta}} \end{pmatrix} &= \begin{pmatrix} -1 & 0 & 0 \\ 0 & 1 & 0 \\ 0 & 0 & 1 \end{pmatrix} \begin{pmatrix} \psi_{F_{2\rho}} \\ \psi_{F_{2\lambda}} \\ \psi_{F_{2\eta}} \end{pmatrix}, \\
P(12) \begin{pmatrix} \psi_{F_{1\rho}} \\ \psi_{F_{1\lambda}} \\ \psi_{F_{1\eta}} \end{pmatrix} &= \begin{pmatrix} 1 & 0 & 0 \\ 0 & -1 & 0 \\ 0 & 0 & -1 \end{pmatrix} \begin{pmatrix} \psi_{F_{1\rho}} \\ \psi_{F_{1\lambda}} \\ \psi_{F_{1\eta}} \end{pmatrix}, \tag{A.11}
\end{aligned}$$

and

$$\begin{aligned}
P(1234) \begin{pmatrix} \psi_{A_1} \\ \psi_{E_\rho} \\ \psi_{E_\lambda} \\ \psi_{A_2} \end{pmatrix} &= \begin{pmatrix} 1 & 0 & 0 & 0 \\ 0 & \frac{1}{2} & -\frac{\sqrt{3}}{2} & 0 \\ 0 & -\frac{\sqrt{3}}{2} & -\frac{1}{2} & 0 \\ 0 & 0 & 0 & 1 \end{pmatrix} \begin{pmatrix} \psi_{A_1} \\ \psi_{E_\rho} \\ \psi_{E_\lambda} \\ \psi_{A_2} \end{pmatrix}, \\
P(1234) \begin{pmatrix} \psi_{F_{2\rho}} \\ \psi_{F_{2\lambda}} \\ \psi_{F_{2\eta}} \end{pmatrix} &= \begin{pmatrix} -\frac{1}{2} & \frac{\sqrt{3}}{2} & 0 \\ -\frac{1}{2\sqrt{3}} & -\frac{1}{6} & \frac{\sqrt{8}}{3} \\ -\frac{\sqrt{2}}{\sqrt{3}} & -\frac{\sqrt{2}}{3} & -\frac{1}{3} \end{pmatrix} \begin{pmatrix} \psi_{F_{2\rho}} \\ \psi_{F_{2\lambda}} \\ \psi_{F_{2\eta}} \end{pmatrix}, \\
P(1234) \begin{pmatrix} \psi_{F_{1\rho}} \\ \psi_{F_{1\lambda}} \\ \psi_{F_{1\eta}} \end{pmatrix} &= \begin{pmatrix} \frac{1}{2} & -\frac{\sqrt{3}}{2} & 0 \\ \frac{1}{2\sqrt{3}} & \frac{1}{6} & -\frac{\sqrt{8}}{3} \\ \frac{\sqrt{2}}{\sqrt{3}} & \frac{\sqrt{2}}{3} & \frac{1}{3} \end{pmatrix} \begin{pmatrix} \psi_{F_{1\rho}} \\ \psi_{F_{1\lambda}} \\ \psi_{F_{1\eta}} \end{pmatrix}. \tag{A.12}
\end{aligned}$$

In the ACM, the transformation properties under $S_4 \sim T_d$ follow from those of the building blocks. The transposition is given by

$$P(12) \begin{pmatrix} s^\dagger \\ b_\rho^\dagger \\ b_\lambda^\dagger \\ b_\eta^\dagger \end{pmatrix} = U_{\text{tr}} \begin{pmatrix} s^\dagger \\ b_\rho^\dagger \\ b_\lambda^\dagger \\ b_\eta^\dagger \end{pmatrix} U_{\text{tr}}^{-1} = \begin{pmatrix} 1 & 0 & 0 & 0 \\ 0 & -1 & 0 & 0 \\ 0 & 0 & 1 & 0 \\ 0 & 0 & 0 & 1 \end{pmatrix} \begin{pmatrix} s^\dagger \\ b_\rho^\dagger \\ b_\lambda^\dagger \\ b_\eta^\dagger \end{pmatrix}, \tag{A.13}$$

where U_{tr} is given by Eq. (A.3), and the cyclic permutation by

$$\begin{aligned}
P(1234) \begin{pmatrix} s^\dagger \\ b_\rho^\dagger \\ b_\lambda^\dagger \\ b_\eta^\dagger \end{pmatrix} &= U_{\text{cycl}} \begin{pmatrix} s^\dagger \\ b_\rho^\dagger \\ b_\lambda^\dagger \\ b_\eta^\dagger \end{pmatrix} U_{\text{cycl}}^{-1} \\
&= \begin{pmatrix} 1 & 0 & 0 & 0 \\ 0 & -\frac{1}{2} & \frac{\sqrt{3}}{2} & 0 \\ 0 & -\frac{1}{2\sqrt{3}} & -\frac{1}{6} & \frac{\sqrt{8}}{3} \\ 0 & -\frac{\sqrt{2}}{\sqrt{3}} & -\frac{\sqrt{2}}{3} & -\frac{1}{3} \end{pmatrix} \begin{pmatrix} s^\dagger \\ b_\rho^\dagger \\ b_\lambda^\dagger \\ b_\eta^\dagger \end{pmatrix}, \quad (\text{A.14})
\end{aligned}$$

with

$$U_{\text{cycl}} = e^{i\pi(b_\rho^\dagger b_\rho + b_\lambda^\dagger b_\lambda + b_\eta^\dagger b_\eta)} e^{\theta_1(b_\rho^\dagger b_\lambda - b_\lambda^\dagger b_\rho)} e^{\theta_2(b_\lambda^\dagger b_\eta - b_\eta^\dagger b_\lambda)}, \quad (\text{A.15})$$

and $\theta_1 = \arctan \sqrt{3}$ and $\theta_2 = \arctan \sqrt{8}$. The scalar boson, s^\dagger , transforms as the symmetric representation [4] $\sim A_1$, whereas the three vector Jacobi bosons, b_ρ^\dagger , b_λ^\dagger and b_η^\dagger , transform as the three components of the mixed symmetry representation [31] $\sim F_2$.

The discrete symmetry t of a given wave function can be determined by evaluating the matrix elements

$$\begin{aligned}
\langle \psi_t | P(12) | \psi_t \rangle &= \langle \psi_t | U_{\text{tr}} | \psi_t \rangle = \pm 1, \\
\langle \psi_t | P(1234) | \psi_t \rangle &= \langle \psi_t | U_{\text{cycl}} | \psi_t \rangle, \quad (\text{A.16})
\end{aligned}$$

and comparing with Eqs. (A.11) and (A.12).

Acknowledgements

This work was performed in part under U.S. Department of Energy Grant DE-FG02-91ER40608 and in part by PAPIIT-DGAPA, UNAM Grant IN 109017. We wish to thank V. Della Rocca for preparing Figs. 13 and 14, and M. Gai for giving permission and providing files of Figs. 15 and 16.

References

- [1] J. A. Wheeler, Phys. Rev. 52 (1937) 1083 – 1106.
doi:10.1103/PhysRev.52.1083.
- [2] L. R. Hafstad, E. Teller, Phys. Rev. 54 (1938) 681 – 692.
doi:10.1103/PhysRev.54.681.
- [3] D. M. Dennison, Phys. Rev. 96 (1954) 378 – 380.
doi:10.1103/PhysRev.96.378.
- [4] S. L. Kameny, Phys. Rev. 103 (1956) 358 – 364.
doi:10.1103/PhysRev.103.358.
- [5] K. Wildermuth, T. Kanellopoulos, Nucl. Phys. 7 (1958) 150 – 162.
doi:10.1016/0029-5582(58)90245-1.
- [6] D. M. Brink, International School "Enrico Fermi", Course XXXVI, SIF, Bologna, 1965.
- [7] D. M. Brink, H. Friedrich, A. Weiguny, C. W. Wong, Phys. Lett. 33B (1970) 143 – 146. doi:10.1016/0370-2693(70)90284-4.
- [8] H. Horiuchi, Prog. Theor. Phys. 51 (1974) 1266 – 1268.
doi:10.1143/PTP.51.1266.
- [9] H. Horiuchi, Prog. Theor. Phys. 53 (1975) 447 – 460.
doi:10.1143/PTP.53.447.
- [10] K. Ikeda, H. Horiuchi, S. Saito, Prog. Theor. Phys. Supp. 68 (1980) 1 – 28.
doi:10.1143/PTPS.68.1.
- [11] Y. Fujiwara, H. Horiuchi, K. Ikeda, M. Kamimura, K. Kato, Y. Suzuki, E. Uegaki, Prog. Theor. Phys. Supp. 68 (1980) 29 – 192.
doi:10.1143/PTPS.68.29.
- [12] J. Eichler, A. Faessler, Nucl. Phys. A 157 (1970) 166 – 176.
doi:10.1016/0375-9474(70)90106-5.

- [13] D. Robson, Nucl. Phys. A 308 (1978) 381 – 428.
doi:10.1016/0375-9474(78)90558-4.
- [14] D. Robson, Prog. Part. Nucl. Phys. 8 (1982) 257 – 299.
doi:10.1016/0146-6410(82)90011-4.
- [15] J. Zhang, W. D. M. Rae, Nucl. Phys. A 564 (1993) 252–270.
doi:10.1016/0375-9474(93)90520-8.
- [16] J. Zhang, W. D. M. Rae, A. C. Merchant, Nucl. Phys. A 575 (1994) 61–71.
doi:10.1016/0375-9474(94)90137-6.
- [17] W. von Oertzen, M. Freer, Y. Kanada-En'yo, Phys. Rep. 432 (2006) 43 – 113. doi:10.1016/j.physrep.2006.07.001.
- [18] P. Schuck, Y. Funaki, H. Horiuchi, G. Roepke, A. Tohsaki, T. Yamada, Phys. Scr. 91 (2016) 123001. doi:10.1088/0031-8949/91/12/123001.
- [19] M. Freer, H. Horiuchi, Y. Kanada-En'yo, D. Lee, U.-G. Meißner, Rev. Mod. Phys. 90 (2018) 035004. doi:10.1103/RevModPhys.90.035004.
- [20] M. Freer, H. O. U. Fynbo, Prog. Part. Nucl. Phys. 78 (2014) 1 – 23.
doi:10.1016/j.pnpnp.2014.06.001.
- [21] M. Freer, et al., Phys. Rev. C 76 (2007) 034320.
doi:10.1103/PhysRevC.76.034320.
- [22] O. S. Kirsebom, et al., Phys. Rev. C 81 (2010) 064313.
doi:10.1103/PhysRevC.81.064313.
- [23] M. Freer, et al., Phys. Rev. C 83 (2011) 034314.
doi:10.1103/PhysRevC.83.034314.
- [24] D. J. Marín-Lámbarri, R. Bijker, M. Freer, M. Gai, T. Kokalova, D. J. Parker, C. Wheldon, Phys. Rev. Lett. 113 (2014) 012502.
doi:10.1103/PhysRevLett.113.012502. arXiv:1405.7445.

- [25] M. Itoh, et al., Phys. Rev. C 84 (2011) 054308.
doi:10.1103/PhysRevC.84.054308.
- [26] M. Freer, et al., Phys. Rev. C 86 (2012) 034320.
doi:10.1103/PhysRevC.86.034320.
- [27] W. R. Zimmerman, et al., Phys. Rev. Lett. 110 (2013) 152502.
doi:10.1103/PhysRevLett.110.152502. arXiv:1303.4326.
- [28] Y. Kanada-En'yo, Prog. Theor. Phys. 117 (2007) 655 – 680.
doi:10.1143/PTP.117.655.
- [29] M. Chernykh, H. Feldmeier, T. Neff, P. von Neumann-Cosel, A. Richter,
Phys. Rev. Lett. 98 (2007) 032501. doi:10.1103/PhysRevLett.98.032501.
- [30] Y. Funaki, H. Horiuchi, W. von Oertzen, G. Roepke, P. Schuck,
A. Tohsaki, T. Yamada, Phys. Rev. C 80 (2009) 064326.
doi:10.1103/PhysRevC.80.064326. arXiv:0912.2934.
- [31] R. Roth, J. Langhammer, A. Calci, S. Binder, P. Navrátil, Phys.
Rev. Lett. 107 (2011) 072501. doi:10.1103/PhysRevLett.107.072501.
arXiv:1105.3173.
- [32] P. Navrátil, J. P. Vary, B. R. Barrett, Phys. Rev. Lett. 84 (2000) 5728–5731.
doi:10.1103/PhysRevLett.84.5728.
- [33] P. Maris, J. Phys. Conf. Ser. 402 (2012) 012031.
doi:10.1088/1742-6596/402/1/012031.
- [34] E. Epelbaum, H. Krebs, D. Lee, U.-G. Meissner, Phys. Rev. Lett. 106 (2011)
192501. doi:10.1103/PhysRevLett.106.192501. arXiv:1101.2547.
- [35] E. Epelbaum, H. Krebs, T. A. Lahde, D. Lee, U.-G. Meissner, Phys.
Rev. Lett. 109 (2012) 252501. doi:10.1103/PhysRevLett.109.252501.
arXiv:1208.1328.

- [36] E. Epelbaum, H. Krebs, T. A. Lähde, D. Lee, U.-G. Meißner, G. Rupak, Phys. Rev. Lett. 112 (2014) 102501. doi:10.1103/PhysRevLett.112.102501.
- [37] A. C. Dreyfuss, K. D. Launey, T. Dytrych, J. P. Draayer, C. Bahri, Phys. Lett. B 727 (2013) 511 – 515. doi:10.1016/j.physletb.2013.10.048. arXiv:1212.2255.
- [38] R. Bijker, F. Iachello, Phys. Rev. C 61 (2000) 067305. doi:10.1103/PhysRevC.61.067305. arXiv:nucl-th/0003007.
- [39] R. Bijker, F. Iachello, Ann. Phys. (N.Y.) 298 (2002) 334 – 360. doi:10.1006/aphy.2002.6255. arXiv:nucl-th/0203072.
- [40] R. Bijker, F. Iachello, Phys. Rev. Lett. 112 (2014) 152501. doi:10.1103/PhysRevLett.112.152501. arXiv:1403.6773.
- [41] R. Bijker, F. Iachello, Nucl. Phys. A 957 (2017) 154 – 176. doi:10.1016/j.nuclphysa.2016.08.008. arXiv:1608.07487.
- [42] P. D. Kunz, Ann. Phys. (N.Y.) 11 (1960) 275 – 305. doi:10.1016/0003-4916(60)90111-1.
- [43] P. D. Kunz, Phys. Rev. 128 (1962) 1343 – 1351. doi:10.1103/PhysRev.128.1343.
- [44] I. Shimodaya, J. Hiura, Prog. Theor. Phys. 30 (1963) 585 – 600. doi:10.1143/PTP.30.585.
- [45] V. C. Neudatchin, Y. F. Smirnov, Prog. Nucl. Phys. 10 (1969) 275.
- [46] N. F. Golovanova, V. C. Neudatchin, Sov. J. Nucl. Phys. 13 (1971) 718.
- [47] Y. Abe, J. Hiura, H. Tanaka, Prog. Theor. Phys. 49 (1973) 800 – 824. doi:10.1143/PTP.49.800.
- [48] S. Okabe, Y. Abe, H. Tanaka, Prog. Theor. Phys. 57 (1977) 866 – 881. doi:10.1143/PTP.57.866.

- [49] S. Okabe, Y. Abe, *Prog. Theor. Phys.* 61 (1979) 1049 – 1064.
doi:10.1143/PTP.61.1049.
- [50] H. Feldmeier, J. Schnack, *Rev. Mod. Phys.* 72 (2000) 655 – 688.
doi:10.1103/RevModPhys.72.655. arXiv:cond-mat/0001207.
- [51] R. Roth, T. Neff, H. Hergert, H. Feldmeier, *Nucl. Phys. A* 745 (2004) 3 – 33. doi:10.1016/j.nuclphysa.2004.08.024. arXiv:nucl-th/0406021.
- [52] T. Neff, H. Feldmeier, *Nucl. Phys. A* 738 (2004) 357 – 361.
doi:10.1016/j.nuclphysa.2004.04.061. arXiv:nucl-th/0312130.
- [53] T. Neff, H. Feldmeier, R. Roth, *Nucl. Phys. A* 752 (2005) 321 – 324.
doi:10.1016/j.nuclphysa.2005.02.092.
- [54] Y. Kanada-En'yo, H. Horiuchi, *Prog. Theor. Phys. Supp.* 142 (2001) 205 – 263. doi:10.1143/PTPS.142.205.
- [55] Y. Kanada-En'yo, M. Kimura, H. Horiuchi, *Comptes Rendus Physique* 4 (2003) 497 – 520. doi:10.1016/S1631-0705(03)00062-8.
- [56] Y. Kanada-En'yo, H. Horiuchi, *Phys. Rev. C* 68 (2003) 014319.
doi:10.1103/PhysRevC.68.014319. arXiv:nucl-th/0301059.
- [57] W. von Oertzen, *Nucl. Phys. A* 148 (1970) 529 – 547.
doi:10.1016/0375-9474(70)90646-9.
- [58] W. von Oertzen, H. Bohlen, *Phys. Rep.* 19 (1975) 1 – 61.
doi:10.1016/0370-1573(75)90054-X.
- [59] B. Imanishi, W. von Oertzen, *Phys. Rep.* 155 (1987) 29 – 136.
doi:10.1016/0370-1573(87)90101-3.
- [60] W. von Oertzen, *Z. Phys. A* 354 (1996) 37.
- [61] V. Della Rocca, R. Bijker, F. Iachello, *Nucl. Phys. A* 966 (2017) 158 – 184.
doi:10.1016/j.nuclphysa.2017.06.032.

- [62] V. Della Rocca, F. Iachello, Nucl. Phys. A 973 (2018) 1 – 32.
doi:10.1016/j.nuclphysa.2018.02.003.
- [63] R. Bijker, Phys. Scr. 91 (2016) 073005.
doi:10.1088/0031-8949/91/7/073005.
- [64] S. G. Nilsson, Kong. Dan. Vid. Sel. Mat. Fys. Med. 29 (1955) 1 – 69.
- [65] P. M. Morse, Phys. Rev. 34 (1929) 57–64. doi:10.1103/PhysRev.34.57.
- [66] F. Iachello, R. D. Levine, Algebraic Theory of Molecules, Oxford University Press, 1995.
- [67] F. Iachello, Chem. Phys. Lett. 78 (1981) 581 – 585.
doi:10.1016/0009-2614(81)85262-1.
- [68] F. Iachello, in Lie Algebras, Cohomology, and New Applications to Quantum Mechanics, Contemporary mathematics 160, Eds. N. Kamran and P. Olver, American Mathematical Society, 1994.
- [69] P. Kramer, M. Moshinsky, Nucl. Phys. 82 (1966) 241 – 274.
doi:10.1016/0029-5582(66)90001-0.
- [70] G. Herzberg, Molecular Spectra and Molecular Structure Volume III - Electronic Structure of Polyatomic Molecules, Krieger Publishing Company, 1991.
- [71] E. B. Wilson, P. C. Cross, J. C. Decius, Molecular Vibrations, McGraw-Hill, 1955.
- [72] R. Bijker, Computer programs ACM and TDMOL (unpublished).
- [73] I. Sick, J. S. McCarthy, Nucl. Phys. A 150 (1970) 631 – 654.
doi:10.1016/0375-9474(70)90423-9.
- [74] D. R. Tilley, J. H. Kelley, J. L. Godwin, D. J. Millener, J. E. Purcell, C. G. Sheu, H. R. Weller, Nucl. Phys. A 745 (2004) 155 – 362.
doi:10.1016/j.nuclphysa.2004.09.059.

- [75] F. C. Barker, H. J. Hay, P. B. Treacy, *Aust. J. Phys.* 21 (1968) 239–258.
doi:10.1071/PH680239.
- [76] F. C. Barker, *Aust. J. Phys.* 22 (1969) 293–316. doi:10.1071/PH690293.
- [77] R. Bijker, O. A. Díaz-Caballero, *Phys. Scr.* 92 (2017) 124001.
doi:10.1088/1402-4896/aa9242.
- [78] V. M. Datar, et al., *Phys. Rev. Lett.* 111 (2013) 062502.
doi:10.1103/PhysRevLett.111.062502. arXiv:1305.1094.
- [79] J. Kelley, J. Purcell, C. Sheu, *Nucl. Phys. A* 968 (2017) 71 – 253.
doi:10.1016/j.nuclphysa.2017.07.015.
- [80] D. Tilley, H. Weller, C. Cheves, *Nucl. Phys. A* 564 (1993) 1 – 183.
doi:10.1016/0375-9474(93)90073-7.
- [81] F. Iachello, *Riv. Nuovo Cimento* 34 (2011) 617 – 642.
- [82] H. Morinaga, *Phys. Rev.* 101 (1956) 254 – 258.
doi:10.1103/PhysRev.101.254.
- [83] M. Caprio, P. Cejnar, F. Iachello, *Ann. Phys. (N.Y.)* 323 (2008) 1106 – 1135. doi:10.1016/j.aop.2007.06.011.
- [84] D. Larese, F. Iachello, *J. Mol. Struct.* 1006 (2011) 611–628.
doi:10.1016/j.molstruc.2011.10.016.
- [85] D. Larese, F. Pérez-Bernal, F. Iachello, *J. Mol. Struct.* 1051 (2013) 310–327.
doi:10.1016/j.molstruc.2013.08.020.
- [86] A. B. Volkov, *Nucl. Phys.* 74 (1965) 33 – 58.
doi:10.1016/0029-5582(65)90244-0.
- [87] B. L. Andersen, F. Dickmann, K. Dietrich, *Nucl. Phys. A* 159 (1970) 337 – 366. doi:10.1016/0375-9474(70)90712-8.
- [88] D. Scharnweber, W. Greiner, U. Mosel, *Nucl. Phys. A* 164 (1971) 257 – 278. doi:10.1016/0375-9474(71)90212-0.

- [89] G. F. Koster, Properties of the thirty-two point groups, Massachusetts Institute of Technology Press Research Monograph, M.I.T. Press, 1963.
- [90] R. Bijker, F. Iachello, arXiv:1902.00451 (2019).
- [91] M. Hamermesh, Group Theory and Its Application to Physical Problems, Addison-Wesley, 1964.
- [92] M. A. Preston, R. K. Bhaduri, Structure of the nucleus, Addison-Wesley Pub. Co., Advanced Book Program, Reading, Mass., 1975.
- [93] A. Shalit, I. Talmi, Nuclear Shell Theory, Pure and Applied Physics, Academic Press, 1963.
- [94] P. J. Brussaard, P. W. M. Glaudemans, Shell Model Applications in Nuclear Spectroscopy, Elsevier, 1977.
- [95] T. De Forest, Jr., J. D. Walecka, Adv. Phys. 15 (1966) 1 – 109. doi:10.1080/00018736600101254.
- [96] J. P. Glickman, W. Bertozzi, T. N. Buti, S. Dixit, F. W. Hersman, C. E. Hyde-Wright, M. V. Hynes, R. W. Lourie, B. E. Norum, J. J. Kelly, B. L. Berman, D. J. Millener, Phys. Rev. C 43 (1991) 1740 – 1757. doi:10.1103/PhysRevC.43.1740.
- [97] F. Ajzenberg-Selove, Nucl. Phys. A 523 (1991) 1 – 196. doi:10.1016/0375-9474(91)90446-D.
- [98] D. J. Millener, D. I. Sober, H. Crannell, J. T. O'Brien, L. W. Fagg, S. Kowalski, C. F. Williamson, L. Lapikás, Phys. Rev. C 39 (1989) 14 – 46. doi:10.1103/PhysRevC.39.14.