

A Scintillator and Radio Enhancement of the IceCube Surface Detector Array

Andreas Haungs^{1,*} for the IceCube Collaboration

¹Karlsruhe Institute of Technology - KIT, Institut für Kernphysik, 76021 Karlsruhe, Germany

Abstract. An upgrade of the present IceCube surface array (IceTop) with scintillation detectors and possibly radio antennas is foreseen. The enhanced array will calibrate the impact of snow accumulation on the reconstruction of cosmic-ray showers detected by IceTop as well as improve the veto capabilities of the surface array. In addition, such a hybrid surface array of radio antennas, scintillators and Cherenkov tanks will enable a number of complementary science targets for IceCube such as enhanced accuracy to mass composition of cosmic rays, search for PeV photons from the Galactic Center, or more thorough tests of the hadronic interaction models. Two prototype stations with 7 scintillation detectors each have been already deployed at the South Pole in January 2018. These R&D studies provide a window of opportunity to integrate radio antennas with minimal effort.

1 Introduction

The IceTop surface array of the IceCube Neutrino Observatory [1] measures cosmic rays in the transition region from galactic to extra-galactic sources. However, the non-uniform snow accumulation on the installed ice-Cherenkov tanks leads to a non-uniform signal attenuation [2, 3] which results in an increased uncertainty on the reconstruction of the air-shower parameters.

An upgrade of IceTop with an array of scintillator panels is under consideration [4, 5]. The proposed enhancement foresees the deployment of 37 stations of 7 detectors each within the present IceTop area. Taking advantage of the infrastructure that the scintillator array will provide, installation of radio antennas is also being considered. This requires only moderate additional effort and will transform the surface array into a multi-component detector that would also serve as platform for technology tests and for the design of a possible future multi-messenger large-scale observatory at the South Pole. In addition, the collaboration has examined the possibility to add Cherenkov telescopes (IceAct) to the surface instrumentation [6]. In this paper we discuss the possible science benefits for a hybrid scintillator-radio instrumentation and show the status and efforts in prototyping the proposed IceTop enhancement.

2 Motivation and Science Case

The proposed detector types are designed to serve the following general goals:

- **Cross-calibration:** The coincident detection of cosmic-ray induced air showers and muons deep in the ice will allow for an improved calibration of the in-ice detector and IceTop.

- **Improved capabilities for studying cosmic rays:** The detection of cosmic rays through several independent detection channels will enhance the capabilities of IceCube and IceTop to measure the mass composition of cosmic rays.
- **Lowering the threshold for air-shower observations:** The higher density of detectors will allow accurate reconstruction of air showers for energies below 1 PeV, i.e. the full energy range of the knee will be covered.
- **Extending the sensitive area:** Although not occupying a larger area, the new detectors will allow for analyzing cosmic ray data where the core lands outside the IceCube footprint.
- **Better understanding of hadronic interaction models:** The measurements of air showers through several detection channels will improve the understanding of hadronic interactions and thus the muon background for the neutrino measurements.
- **Improved sensitivity to primary gamma rays:** For the gamma-ray detection of sources a larger energy range and a larger phase space will be available.
- **Improvement of surface veto capabilities for neutrinos:** The energy threshold for vetoing the muon background to astrophysical neutrinos in IceCube will be reduced.
- **R&D effort towards a large surface extension of IceCube-Gen2:** The scope of such an upgrade includes developmental steps towards a Gen2-type larger surface detector.

In particular, the **scintillator** upgrade of IceTop will allow us to:

- Measure the effect of snow on the IceTop tank sensitivity, binned by energy, zenith, and radial distance from the shower core. This will calibrate performance of IceTop and reduce the current systematic uncertainty in the

*e-mail: andreas.haungs@kit.edu




Figure 1. Installation of the first prototype scintillation detectors at the South Pole in January 2018.

cosmic ray mass composition measurement.

- By doubling the active sensor area, scintillators significantly lower the detection threshold for cosmic rays permitting studies across the knee region.
- Increase the muon veto capabilities for IceCube. By adding scintillators with a similar coverage as IceTop, the energy threshold at which the veto becomes efficient at a 10^4 to 10^5 rejection factor is estimated to be lower by a factor of two.
- Combining scintillator, IceTop, and in-ice measurements will increase the accuracy and the energy range for cosmic-ray energy and mass composition measurements. Scintillators and IceTop tanks have different responses to the electromagnetic and muonic shower components, so the combination can disentangle their relative contribution in individual air showers [7]. The electron-muon-ratio provides a strong parameter for the determination of the mass composition of cosmic rays. Thus, the scintillator array will improve the cosmic-ray and gamma-ray search performance of IceCube.

An even higher quality of the multi-messenger capabilities will be reached by adding another independent shower detection technique, e.g. radio for the high-energy range or air-Cherenkov for the low-energy region.

Radio antennas will be used for high-accuracy measurements of the size and depth (X_{\max}) of the electromagnetic shower component with a 24/7 duty cycle. This provides a complementary energy and composition measurement with low systematic uncertainties boosting the cosmic-ray reconstruction accuracy of IceCube [8]:

- The flux and mass composition of the primary cosmic rays as a function of the energy are classical measures in cosmic-ray science. Features in these observables carry information on the propagation and the origin of the cosmic rays. Due to the lower systematic uncertainties of the radio technique compared to surface particle detection, the surface antenna array will increase the per-event precision and the absolute accuracy in the reconstruction. Hence, by such a radio antenna array the energy scale of IceTop can be compared to other cosmic-ray experiments with a radio extension [9].
- Weak anisotropies in the all-particle flux of primary cos-

mic rays have been discovered below 2 PeV and above 8 EeV [10]. The maximum energy of cosmic rays produced in the Milky Way is presumed to be in this intermediate energy range. However, the arrival directions in this energy range are remarkably isotropic, possibly because the different anisotropies of the galactic and extragalactic cosmic rays overlap. Since the extragalactic cosmic rays below 10^{19} eV seem to be mostly protons or alpha particles, but the galactic cosmic rays in this energy range feature a significantly heavier composition, this puzzle can be solved by an event-to-event separation of light and heavy cosmic rays. While the scintillator extension will provide this separation for nearly vertical showers, the radio extension will provide it for more inclined events.

- The separate measurement of the electromagnetic component by the radio array, of the electrons and low-energy muons by the particle detectors at the surface, and of the high-energy muons in the ice will enable more thorough tests of hadronic interaction models. Improving the knowledge of air-shower physics at multi PeV energy, and in particular understanding the muon deficits in the models, is important to better quantify the muon background in neutrino measurements by IceCube.

- Gamma-ray induced showers emit a slightly stronger radio signal than showers initiated by cosmic-ray nuclei and contain an order of magnitude fewer muons. Thus, the combination of radio and muon detectors is ideal to search for photons. The Galactic Center - a promising candidate source of PeV photons - is continuously visible at 61 degrees zenith angle from the South Pole.

- In addition, a radio surface array will serve as an R&D area for next generation projects, like IceCube-Gen2. In particular, surface antennas could be used to eliminate cosmic ray transients and anthropogenic backgrounds to a future in-ice radio detector of UHE astrophysical and/or cosmogenic neutrinos.

- Due to the large radio footprint of inclined showers, a radio surface array could veto very inclined events, even if the shower core is far outside of the array.

3 Prototyping

In order to show the performance of scintillators within the IceTop area two prototype stations have been developed and installed at the South Pole in early 2018 [20] (Figure 1). A station comprises 7 scintillation detectors of 1.5 m^2 sensitive area connected together and with the IceCube main building via a field hub box. The scintillation panels are arranged in a hexagon with a distance of 60 m to each other. The scintillators are readout by $6 \times 6 \text{ mm}^2$ Hamamatsu SiPMs and constructed similarly for both stations. The two stations are based on different DAQ systems with the main difference that in one case the digitization of the signals is done within the scintillator panel (μdaq), and in the other case centrally with IceTAXI at the field hub.

To enable direct comparisons of the two systems, the two stations are placed at the same location. Figure 2 sketches the design and readout concept of the scintillator panels. Figure 3 give the layout of the two prototype

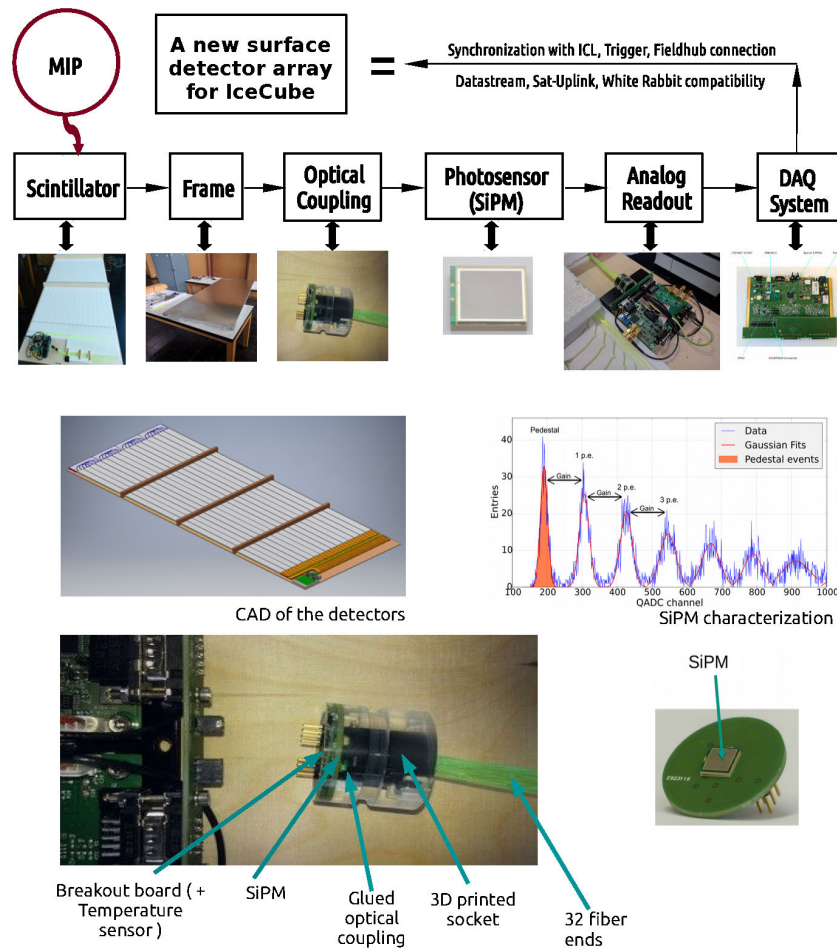


Figure 2. Prototype scintillator detector design, here of the IceTAXI system. Taken from [13].

stations at the South Pole. First measurements have shown very similar and very promising performances of both systems. Figure 4 gives the MIP distributions of all panels of the IceTAXI station for a run of few minutes.

Whereas for the scintillator part the system is now being optimized and prepared for mass production [23], the integration of radio antennas is being further developed and first prototype antennas will be installed at the South Pole in early 2019. The radio array can be realized in a cost-effective way by docking and integrating antennas to the planned scintillator array. The idea is to share the infrastructure (cabling) and the data-acquisition [22]. By connecting the antennas to the same electronics, their readout can easily be triggered by the scintillator detectors. One of the two DAQ options is the IceTAXI system using three DRS4 chips for digitization of any detector signals [11]. Since only one DRS4 chip is needed for each station of seven scintillators, the remaining two chips can be used to connect the antennas. The IceTAXI board houses also a FPGA, which enables to build a local trigger from the scintillators, also in case of the μ DAQ readout system. Thus two or three antennas are planned per station, located close to the field hub. A good candi-

date for the antenna is the SKALA antenna [12] developed for the low-frequency array of the SKA telescope (Figure 5). SKALA features a low system noise and a smooth gain pattern with a high sensitivity for the complete zenith-angle range of interest. First tests at KIT show that the integrated low-noise amplifier operates well at the low temperatures expected at the South Pole. Thus, we have chosen to install two SKALA antennas at the South Pole to perform first prototype measurements triggered by the already operating scintillator prototypes. The hybrid particle and radio DAQ is presently under development.

4 Simulations of the scintillator array

In parallel to the hardware developments a detailed study of possible performances are studied via Monte-Carlo simulations [19]. For the scintillator array we simulate the proposed enhancement of 37 stations within the IceTop area, where one station comprises 7 detectors (Figure 6). The chain of these simulations [14] combines the air-shower cascades and the interactions within the individual detectors. In a first step the scintillator array has been considered as an individual stand-alone detector. In a second step the information will be combined with the other types of detectors within the IceCube observatory.

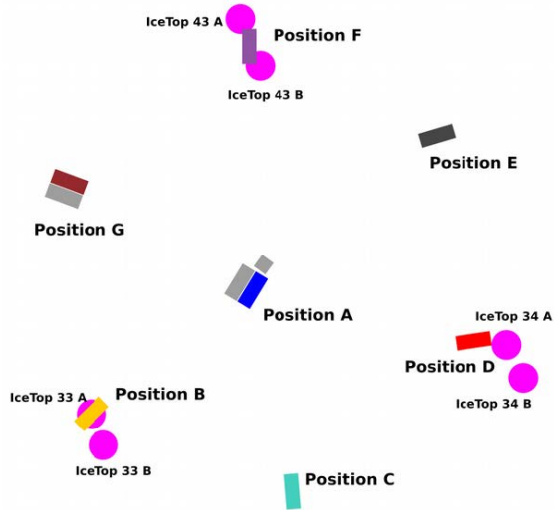


Figure 3. Layout of the prototype scintillator stations at the South Pole around the ice-Cherenkov stations 33, 34, and 43. Partly, the scintillators are installed one above the other, partly side by side. The schematic is not-to-scale, but the distance between the scintillator positions is roughly 60 m.

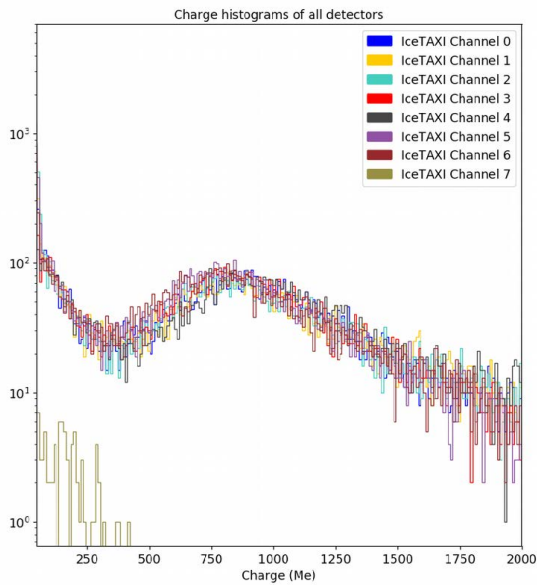


Figure 4. Distribution of MIP particles of seven detectors at the South Pole. Channel 7 of the IceTAXI readout system is not equipped with a detector, i.e. intrinsic noise of the TAXI board is recorded, only.

Extensive air showers are simulated with CORSIKA v7.5600 using Sybill 2.3 as high-energy hadronic interaction model and FLUKA for the low energy interactions and an appropriate atmospheric model for the South Pole. The particles are read out at the observation level of 2838 m and further propagated to the scintillation array. The simulations were performed for proton and iron primaries of energies from 100 TeV to 100 PeV with incoming zenith angles from 0 to 40 degree and random azimuth, and several times resampled within the area of the




Figure 5. Photo of a SKALA antenna installed at KIT for testing purposes.

array. The implemented geometry of the detectors treats the scintillator bars as the sensitive boxes coated with reflection layer and placed in an aluminum volume with styrofoam and plywood. The simulations does not include the fibers and the fiber holes. The output of the detector simulation is the energy deposited within the sensitive material. The simulated signal is defined as a sum of photons generated by all the particles crossing the detector. This unit is normalized to the number of photons generated by a vertically passing muon of 3 GeV energy (VEM = vertical equivalent muon).

Figure 6 shows an example of the simulated response of the scintillation array to an air-shower induced by a high-energy proton used for the reconstruction of the events. Figure 7 displays the lateral density distribution of a single event, where the contributions from different particle species indicate the origin of the signals at different distances to the shower axis [14].

The reconstruction is performed iteratively in three steps. The distribution of arrival delays with respect to the plane-front is described by the sum of a parabolic and a Gaussian function per single event. Within the reconstruction the negative log-likelihood is minimized, taking the Poisson distribution for non-zero signals and its error for silent stations, and Gaussian distribution for time delays. The overall reconstruction shown in Figure 8 was performed using the modified Linsley function with parametrisation on one of the slope parameters [14]. It shows full efficiency for air-showers even below 1 PeV, which can significantly improve the detailed studies of the transition region. The average accuracy of reconstruction

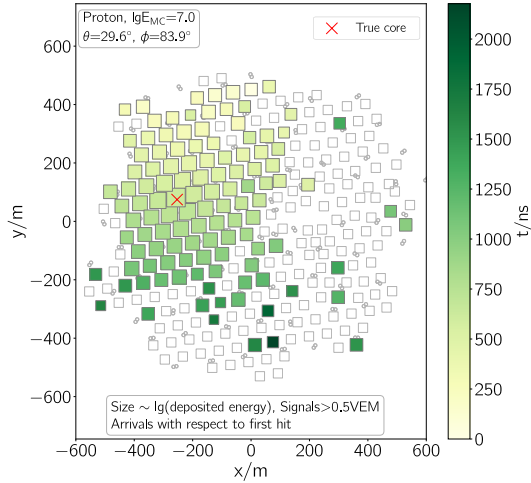


Figure 6. Layout of the scintillator array used in the simulations. The layout is overlaid with the detector response to an individual shower, where the size of the squares denote the amplitude and the color the relative detection time.

above 1 PeV is smaller than 1 degree in direction and around 12 m in core position. In summary, with such an array the detection and reconstruction of showers are possible with an efficiency larger than 50% for energies above $10^{14.2}$ eV. Thus, the proposed array will fulfill all science requirements.

5 Simulations of a radio antenna array

The technique of air-shower detection via its radio emission has been successfully used in many experiments for the study of cosmic rays [15]. However, an efficient detection was only possible for energies well above $10^{16.5}$ eV. To use the technique efficiently at the South Pole to reach the science goals of the enhancement we focused on the possibility to lower the threshold by at least an order of magnitude [16, 17]. This is of particular importance to detect PeV gamma-rays from the Galactic Center visible all the time at 61 degree zenith angle.

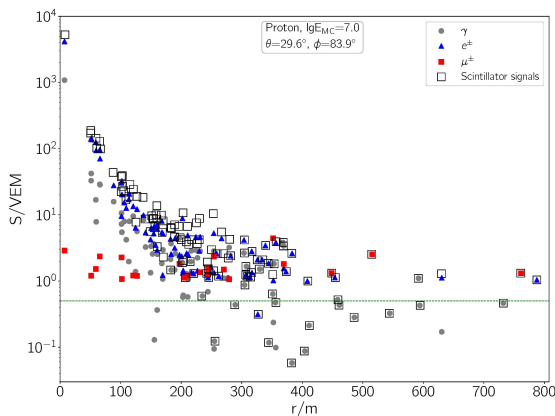


Figure 7. Lateral distribution of air-shower signals. The contributions from different particle species are shown in addition.

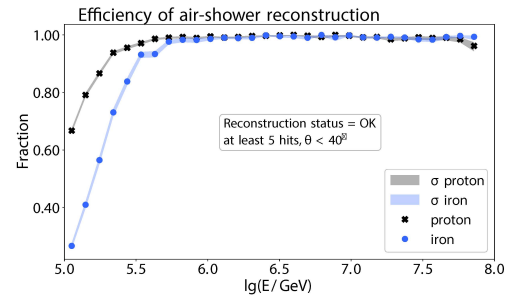


Figure 8. The efficiency of reconstructing air-showers for proton and iron primaries. The proposed array can reconstruct air-showers with full efficiency even below 1 PeV. Still high efficiency for lower energies will improve the veto analysis for in-ice measurements.

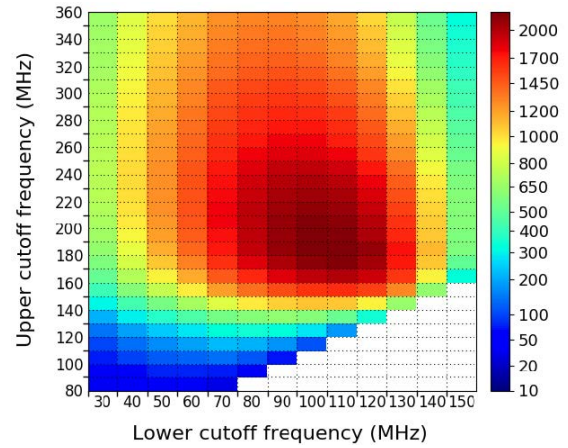


Figure 9. Signal-to-noise behaviour at various frequency bands, for one typical shower induced by a 10 PeV gamma-ray primary with zenith angle of 61 degree. It represents the SNR including the realistic noise situation at the South Pole plus a thermal noise of 40 K (SKALA antenna).

One of the major challenges for the detection of air-showers with PeV energies with the radio detection technique is the relatively weak radio signal in comparison to the noise, at these energies. This is especially the case for the typical band of 30-80 MHz. It was shown that a higher level of signal-to-noise ratio is achieved by shifting the operational frequency band to 100-190 MHz (Figure 9). Figure 10 shows the radio footprint of a gamma-ray shower with energy 1 PeV that falls on an antenna array with one antenna placed at each IceTop station. The simulations include realistic noise at the South Pole plus a thermal noise contribution from the antenna as well as full shower and radio emission simulation by CoREAS [18]. An example for an antenna system with the required low level of thermal noise is the SKALA with a thermal noise level of 40 K. The use of such an antenna will lower the threshold down to around 1 PeV [21].

The IceTop surface array together with the future enhancement of IceTop with scintillators will not be able

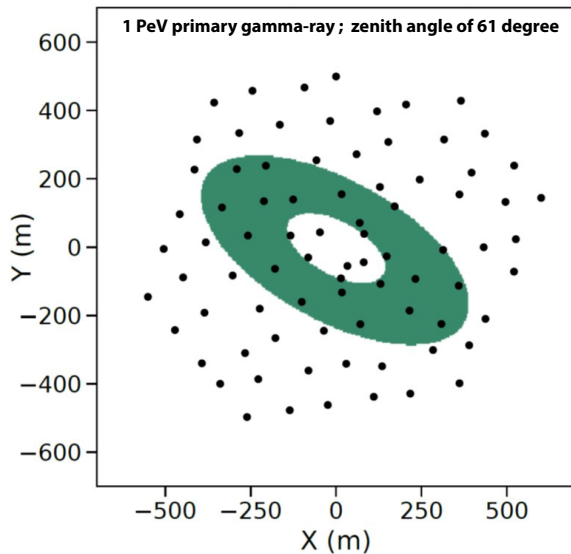


Figure 10. Footprint of a 1 PeV gamma-ray shower at 100-190 MHz. The black dots represent the 81 antenna positions. Green represents an amplitude which is easily detectable by the SKALA antenna. Only the Cherenkov ring is visible at this energy. It is sufficient to have three antennas within the Cherenkov ring, in order to detect and reconstruct the shower.

to reconstruct PeV air-showers from the direction of the Galactic Center, due to their low number of particles at the observation level. However, radio signals from these showers will survive and can thus be used for their observation. The studies have shown that the technique of radio detection of air showers, which has so far been used for the detection of cosmic rays, can also be used to observe PeV gamma-rays approaching the Earth from the Galactic Center. This can be achieved by deploying an antenna array operating at the optimal frequency band of 100-190 MHz at the South Pole, thereby enabling the detection of air showers at much lower energies than that of the showers detected with the radio technique so far. Further physics potential of such a radio array is described in [8].

6 Summary

An upgrade of the present IceCube surface array (IceTop) with scintillation detectors and possibly radio antennas is foreseen to be deployed in coming years. The work and construction of prototypes is in full swing and is starting to show very promising performance in the laboratory as well as at the South Pole. The full hybrid surface array of ice-Cherenkov detectors, scintillators and radio antennas

will allow us to calibrate the impact of snow accumulation on the reconstruction of cosmic-ray showers detected by IceTop as well as improve the veto capabilities of the surface array. In addition, simulation studies predict a rich physics program of this upgrade such as an enhanced accuracy to mass composition of cosmic rays, search for PeV photons from the Galactic Center, or more thorough tests of the hadronic interaction models.

References

- [1] IceCube Coll., M. G. Aartsen et al., *J. Inst.* **12** P03012 (2017).
- [2] IceCube Collaboration, K. Rawlins et al., PoS(ICRC2013)1106 (2013), [arXiv:1309.7006]
- [3] IceCube Collaboration, K. Rawlins et al., PoS(ICRC2015)0628 (2015), [arXiv:1510.05225]
- [4] D. Seckel et al., IceCube Coll., PoS (ICRC2015)694
- [5] T. Huber et al, IceCube-Gen2 Coll., PoS (ICRC2017)401
- [6] J. Auffenberg et al, IceCube-Gen2 Coll., PoS (ICRC2017)1055
- [7] Pierre Auger Collaboration, R. Engel et al., PoS(ICRC2015)0686 (2015)
- [8] F. G. Schröder, IceCube-Gen2 Coll., ARENA 2018
- [9] KASCADE-Grande, LOPES, Tunka-133 and Tunka-Rex Collaborations, PLB 763 (2016) 179
- [10] KASCADE-Grande Collaboration, W.D. Apel et al., *Astrophys.J.* 870 (2019) 91
- [11] T. Karg, A. Haungs, et al., arxiv.org (1410.4685)
- [12] E. de Lera Acedo et al., *Experimental Astronomy* 39 (2015) 567.
- [13] T. Huber, IceCube-Gen2 Coll., TeVPA 201
- [14] A. Leszczynska, IceCube-Gen2 Coll., 26th E+CRS 2018
- [15] F. G. Schröder, *Prog.Part.Nucl.Phys.* 93 (2017) 1-68.
- [16] A. Balagopal V., A. Haungs, T. Huege, F. G. Schröder, *Eur.Phys.J.C* 78 (2018) 111.
- [17] A. Balagopal et al., Proc. ARENA, submitted (2018).
- [18] T. Huege, M. Ludwig, C.W. James, *AIP Conf.Proc.* 1535 (2013) no.1, 128.
- [19] A. Leszczynska, PhD-thesis, in preparation, KIT (2018)
- [20] T. Huber, PhD-thesis, in preparation, KIT (2018)
- [21] A. Balagopal V., PhD-thesis, in preparation, KIT (2018)
- [22] M. Renschler, PhD-thesis, in preparation, KIT (2018)
- [23] M. Oehler, PhD-thesis, in preparation, KIT (2018)