

# *Ab initio* optical potentials and nucleon scattering on medium mass nuclei

A. Idini,<sup>1,2</sup> C. Barbieri,<sup>1</sup> and P. Navrátil<sup>3</sup>

<sup>1</sup>*Department of Physics, University of Surrey, Guildford, GU2 7XH, UK*

<sup>2</sup>*Division of Mathematical Physics, Department of Physics, LTH,  
Lund University, Post Office Box 118, S-22100 Lund, Sweden*

<sup>3</sup>*TRIUMF, 4004 Wesbrook Mall, Vancouver, British Columbia, V6T 2A3, Canada*

(Dated: July 16, 2019)

We derive *ab initio* optical potentials from self-consistent Green's function (SCGF) theory and compute the elastic scattering of neutrons off oxygen and calcium isotopes. The comparison with scattering data is satisfactory at low scattering energies. The method is benchmarked against no-core shell model with continuum (NCSMC) calculations, showing that virtual excitations of the target are crucial to predict proper fragmentation and absorption at higher energies. This is a significant step toward deriving optical potentials for medium mass nuclei and complex many-body systems in general.

*Introduction.* Reactions are a fundamental aspect of nuclear physics since they are used experimentally to determine many properties of atomic nuclei. They are also a key component to significant scientific questions, such as the reaction networks that control nucleosynthesis. Unfortunately, first principles theoretical descriptions for scattering on medium-mass nuclei are still lacking. Even tough ground state properties and excited states can be calculated *ab initio*, the complexity of many-body dynamics forces us to model the reaction mechanisms in terms of phenomenological optical potentials. This lack of consistency among the structure and reaction theories has been a major issue for nuclear physics for decades.

Optical models are an effective way to decouple the scattering wave function of the projectile from the internal structure of the target. Thus, microscopic (non-phenomenological) formalisms have also been proposed to compute them [1, 2], although working implementations are still scarce. In this Letter, we discuss an *ab initio* calculation of optical potentials that starts from saturating nuclear forces and compares favourably with low-energy scattering data. In doing so, we also identify key ingredients needed to improve the predictability at higher energies. This represent a successful step toward gaining insight into the reaction dynamics and to perform reliable predictions of scattering with exotic nuclei.

Many-body Green's function methods are particularly suited to pursue this goal for medium and heavy nuclei since their central quantity, the self-energy, is naturally linked to the Feshbach theory of optical potentials [1, 3]. While the particle part of the self-energy is equivalent to the original formulation of Feshbach, its hole part also describes the structure of the target [2]. Hence, it facilitates a consistent treatment of scattering and structure.

Some related (semi-)phenomenological attempts to exploit Green's function methods include the nuclear field theory [4, 5] and its extension to nuclear transfer reactions [6, 7]. Another incarnation of Green's function related theories is the dispersive optical model [8], which is a data driven formulation of global (local and non local)

potentials constructed as the best possible parameterization of a microscopic self-energy [9, 10]. The nuclear structure method was applied recently obtaining good reproduction of <sup>40</sup>Ca scattering based on the Gogny D1S interaction [11]. Other approaches, based on the nucleon-nucleon T-matrix and folding with the nuclear density have proven to be effective [12–15].

*Ab initio* methods have been successful in direct calculations of scattering when only few nucleons are at play. Quantum Monte Carlo has been historically used for light nuclei [16–18]. The no-core shell model with resonating group method (NCSM/RGM) or with continuum (NCSMC) have been successful in calculating scattering and transfer reactions for light targets [19–21]. Coupled cluster theory has also been employed with a Gamow basis for proton-<sup>40</sup>Ca [22] and combined with a Green's function approach to compute phase shifts for <sup>16</sup>O and Ca isotopes [23, 24]. On the other hand, the self-consistent Green's function (SCGF) formalism [25, 26] can calculate the microscopic optical potential directly even for heavier nuclei. This approach has been used to compute phase shifts [27] and to investigate analytical properties of optical models [28]. However, these early studies were limited to two-nucleon (NN) forces and a comparison to the experiment has been hindered by the lack of realistic Hamiltonians capable to reproduce the radius of the target.

Three-nucleon (3N) interactions have been recently formulated and implemented for SCGF theory in [29–31]. Moreover, the introduction of saturating nuclear interactions [32] has allowed a good reproduction of radii and binding energies across the oxygen [33] and calcium chains [34]. Hence, we are now in the position to meaningfully compare first principle approaches to scattering data in medium-mass nuclei. In the following, we present state of the art SCGF calculations to test current *ab initio* methods and compare our results to NCSM/RGM and NCSMC computations with NN and NN+3N interactions. We then use a saturating chiral Hamiltonian to study elastic scattering of neutrons from <sup>16</sup>O and <sup>40</sup>Ca.

*Formalism.* The Hamiltonian used to compute the self-energy is

$$H(A) = \hat{T} - \hat{T}_{c.m.}(A+1) + \hat{V} + \hat{W} \quad (1)$$

where  $\hat{T}_{c.m.}(A+1)$  is the center of mass kinetic energy for the  $A$ -nucleon target plus the projectile and  $\hat{V}$  and  $\hat{W}$  are the NN and 3N interactions.  $\hat{W}$  is included as an equivalent effective two-body interaction, averaged on the correlated propagator as discussed in Refs. [30, 35]. The SCGF calculation proceeds by solving the Dyson equation,  $g(\omega) = g^0(\omega) + g^0(\omega)\Sigma^*(\omega)g(\omega)$ , in an harmonic oscillator (HO) basis of  $N_{\max}+1$  shells, where  $g^0(\omega)$  is the free particle propagator and the irreducible self-energy  $\Sigma^*(\omega)$  has the following general spectral representation:

$$\begin{aligned} \Sigma_{\alpha\beta}^*(E, \Gamma) = & \Sigma_{\alpha\beta}^{(\infty)} + \sum_{i,j} \mathbf{M}_{\alpha,i}^\dagger \left[ \frac{1}{E - (\mathbf{K}^> + \mathbf{C}) + i\Gamma} \right]_{i,j} \mathbf{M}_{j,\beta} \\ & + \sum_{r,s} \mathbf{N}_{\alpha,r} \left[ \frac{1}{E - (\mathbf{K}^< + \mathbf{D}) - i\Gamma} \right]_{r,s} \mathbf{N}_{s,\beta}^\dagger, \quad (2) \end{aligned}$$

where  $\alpha$  and  $\beta$  label the single particle quantum numbers of the HO basis,  $\Sigma^{(\infty)}$  is the correlated and energy independent mean field, and  $\Gamma$  sets the correct boundary conditions. We performed calculations with the third order algebraic diagrammatic construction [ADC(3)] method, where the matrices  $\mathbf{M}$  ( $\mathbf{N}$ ) couple single particle states to intermediate 2p1h (2h1p) configurations,  $\mathbf{C}$  ( $\mathbf{D}$ ) are interaction matrices among these configurations, and  $\mathbf{K}$  are their unperturbed energies [36, 37]. All intermediate 2p1h and 2h1p states (respectively labelled by indices  $i, j$  and  $r, s$ ) were included. For  $N_{\max} = 13$ , this incorporates configurations up to 400 MeV of excitation energy and partial waves of the projectile up to angular momentum  $j = 27/2$  for both parities.

The resulting dressed single particle propagator can be written in the Källén-Lehmann representation as

$$\begin{aligned} g_{\alpha\beta}(E, \Gamma) = & \sum_n \frac{\langle \Psi_0^A | c_\alpha | \Psi_n^{A+1} \rangle \langle \Psi_n^{A+1} | c_\beta^\dagger | \Psi_0^A \rangle}{E - E_n^{A+1} + E_0^A + i\Gamma} \\ & + \sum_k \frac{\langle \psi_0^A | c_\alpha^\dagger | \Psi_k^{A-1} \rangle \langle \Psi_k^{A-1} | c_\beta | \Psi_0^A \rangle}{E - E_0^A + E_k^{A-1} - i\Gamma}. \quad (3) \end{aligned}$$

The poles of the forward-in-time propagator,  $E_n^{A+1} - E_0^A$ , indicate then the energy of the  $n$ th excited state of the  $(A+1)$ -nucleon system with respect to the ground state of the target  $A$ . Hence, they are directly identified with the scattering energy. For each many-body state  $|\Psi_n^{A+1}\rangle$  in the continuum, the corresponding overlaps  $\psi_n(\alpha) \equiv \langle \Psi_n^{A+1} | c_\alpha^\dagger | \Psi_0^A \rangle$  are associated with the elastic scattering wave function through Feshbach theory [1, 38].

Although the scattering waves are unbound, the self-energy  $\Sigma^*(\omega)$  associated with the optical potential is localized and it can be efficiently expanded on square integrable functions. Hence, we proceed by calculating

Eq. (2) in HO basis but transform it to momentum space before solving the scattering problem. This will ensure that the proper asymptotic behaviours of both bound and scattering states are obtained. The optical potential for a given partial wave  $(l, j)$  is then expressed as

$$\Sigma^{*l,j}(k, k'; E, \Gamma) = \sum_{n,n'} R_{n,l}(k) \Sigma_{n,n'}^{*l,j}(E, \Gamma) R_{n',l}(k'), \quad (4)$$

which is non local and energy-dependent and where  $R_{n,l}(k)$  are the radial HO wavefunctions in momentum space. Through Eqs. (2) and (4), the SCGF approach provides a parametrized, separable and analytical form of the optical potential.

The parameter  $\Gamma$  sets the time ordering boundary conditions, but it does not affect the solution of the many-body problem that comes from the diagonalization of the equation of motion [5, 27, 37]. However, we retain it in Eq. (4) to introduce a small finite width for the 2p1h/2h1p configurations, which would otherwise be discretised in the present approach. We checked that this does not affect our conclusions below.

We use the intrinsic Hamiltonian of Eq. (1) and large enough HO spaces so that the intrinsic ground state decouples from the center of mass motion [39]. Even if decoupled, the latter is not fully suppressed and the self-energy (4) is still computed in laboratory frame. We correct for this by rescaling the scattering momentum appropriately, which naturally leads to the correct center of mass energy  $E_{c.m.}$  and reduced mass  $\mu = \gamma m$ , with  $\gamma \equiv A/(A+1)$ . The Dyson equation eventually reduces to the following one-body eigenvalue problem [25, 37]:

$$\begin{aligned} [E_{c.m.} - k^2/(2\mu)] \psi_{l,j}(k) = \\ \int dk' k'^2 \gamma^3 \Sigma^{*l,j}(\gamma k, \gamma k'; \gamma E_{c.m.}, \Gamma) \psi_{l,j}(k'), \quad (5) \end{aligned}$$

We diagonalize this Schrödinger-like equation in momentum space so that the kinetic energy is treated exactly and we account for the non locality and  $l, j$  dependence of Eq. (4). The phase shifts  $\delta(E_{c.m.})$  are obtained as function of the projectile energy, for each partial wave, from where the differential cross section can be calculated. The bound states solutions of Eq. (5) yields overlap wave functions between  $|\Psi^A\rangle$  and  $|\Psi^{A+1}\rangle$  [40]. Hence, they provide spectroscopic factors and asymptotic normalization coefficients that can be employed for the consistent computation of nucleon capture and knockout processes.

*Results.* We first compare to early NCSM/RGM results from Ref. [19], where neutron scattering off  $^{16}\text{O}$  was computed with a NN-only interaction derived from the chiral  $\text{N}^3\text{LO}$  force of Ref. [41] (EM500) and evolved with free space similarity renormalization group (SRG) [42] to a cutoff  $\lambda = 2.66 \text{ fm}^{-1}$ . This soft interaction facilitates model space convergence and allows for a more meaningful benchmark. These early NCSM/RGM computations did not include virtual excitations of the target nucleus. For consistence, we performed our SCGF

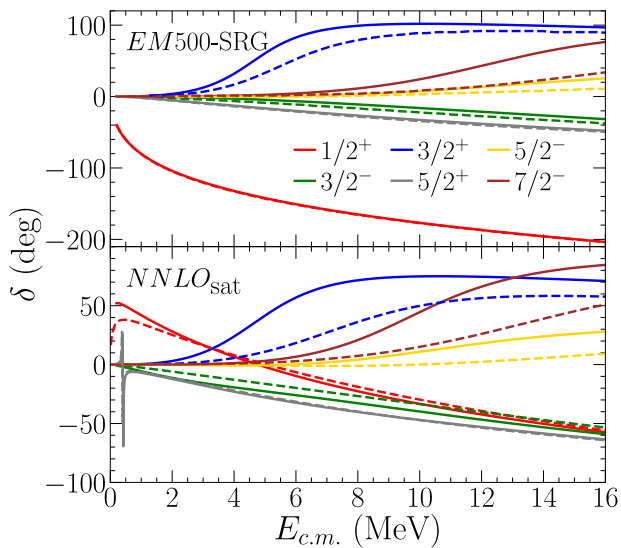


FIG. 1. Real part of nuclear phase shifts,  $\delta(E_{c.m.})$ , for neutrons scattering off  $^{16}\text{O}$  as a function of energy obtained from the EM500-SRG (upper panel) and the  $\text{NNLO}_{\text{sat}}$  (lower panel) interactions. The solid lines are SCGF calculations using only the static part of the self-energy  $\Sigma^{(\infty)}$  in a  $N_{\text{max}} = 13$  space. Dashed lines are for NCSM/RGM, which included only the ground state of  $^{16}\text{O}$  and used a no-core model space up to  $N_{\text{NCSM}} = 18 \hbar\Omega$  (top, from Ref. [19]) and  $8 \hbar\Omega$  (bottom).

calculations with the same Hamiltonian but evaluated the phase shifts using only the static self-energy,  $\Sigma^{(\infty)}$ . The comparison is shown by the upper panel of Fig. 1 and it is very satisfactory for the  $j^\pi = 1/2^+$  and  $5/2^+$  partial waves. For this light nucleus, the discrepancy of about 1 MeV for the energy of the  $3/2^+$  resonance is also consistent with the uncertainty in the transformation to the center of mass system done in Eq. (5). As we discuss below, doorway excitations of the target nucleus have a strong impact on the energies of single particle resonances. To account for this, we performed new NCSMC calculations that can also include low-lying excitations of  $^{17}\text{O}$ . Extrapolating from model spaces of  $N_{\text{NCSM}} = 6-10 \hbar\Omega$  we find quasiparticle energies of -3.4, -2.7, and 3.2 MeV for the  $5/2^+$ ,  $1/2^+$  bound states and the  $3/2^+$  resonance, respectively. The corresponding results from SCGF, including the full  $\Sigma^*(\omega)$  self-energy, are -6.3, -5.5, and 0.5 MeV. These should be expected to be more bound since SCGF introduces a larger number of 2p1h doorway configurations. At the same time the excitation energies relative to the  $^{17}\text{O}$  ground state agree to within 200 keV, which is a satisfactory agreement given the different many-body truncations of the two approaches.

We performed an analogous comparison for the chiral  $\text{NNLO}_{\text{sat}}$  NN+3N interaction of Ref. [32]. For NCSM techniques,  $^{16}\text{O}$  is more difficult to converge because the interaction is harder and the additional 3N matrix elements limit the applicability of importance-

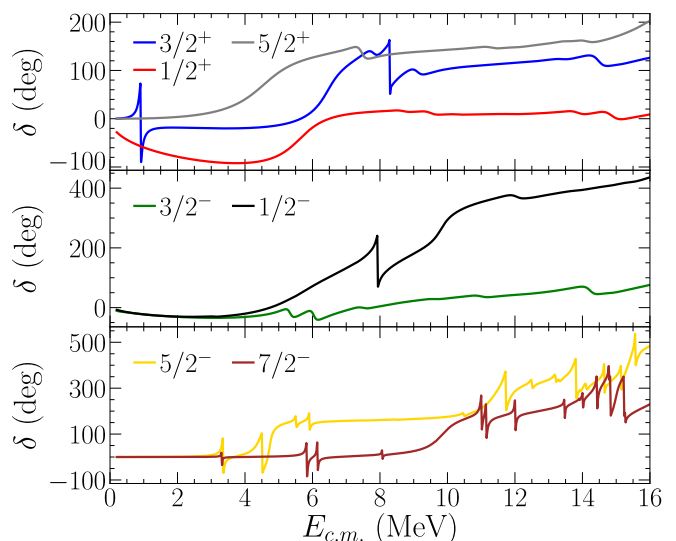


FIG. 2. Real phase shifts,  $\delta(E_{c.m.})$ , for neutrons scattering off  $^{16}\text{O}$  using the complete self-energy, Eq. (2), and  $\text{NNLO}_{\text{sat}}$  in an oscillator space of frequency  $\hbar\Omega = 20$  MeV and size  $N_{\text{max}} = 13$ . Positive parity (upper panel),  $l=1$  (central panel) and  $l=3$  partial waves (lower panel) are shown.

truncation [43]. We performed our NCSM/RGM calculations at  $N_{\text{NCSM}} = 8 \hbar\Omega$ , and estimated an uncertainty of 1–2 MeV for the position of resonances. The SCGF still allows computations with  $N_{\text{max}} = 13$  and we find that phase shifts are well converged up to 15 MeV for this space. This puts in evidence the advantage of the latter approach to address *ab initio* scattering off medium mass isotopes. The  $\text{NNLO}_{\text{sat}}$  benchmark is displayed by the lower panel of Fig. 1 and it is qualitatively similar to the case of the soft EM500-SRG interaction, with the  $j^\pi = 1/2^+$  and  $5/2^+$  waves agreeing best. For both Hamiltonians, the largest discrepancies are for the  $j^\pi = 3/2^+$  and  $7/2^-$  resonances, which are more affected by correlations in the continuum and the different many-body truncations of the two approaches.  $\text{NNLO}_{\text{sat}}$  was explicitly constructed to reproduce correct nuclear saturation properties of medium mass nuclei, including binding energies and radii. The constraint on radii is crucial to predict elastic scattering observables that can be reasonably compared to the experiment, hence we will focus on this Hamiltonian in the following.

Virtual excitations of the target have the double effect of increasing the attraction of the real part of the optical potential (hence, lowering the single particle spectrum) and of generating a large number of narrow resonances. This is clearly seen in Figs. 2 that displays the phase shifts for neutron elastic scattering predicted by the whole self-energy of Eq. (2). Most of the virtual excitations responsible for this, especially at low energy, are accessed by coupling to hundreds of 2p1h configurations for  $^{17}\text{O}$  and appear as clear spikes or “smoothed” oscillations in the figure. The SCGF-ADC(3) approach

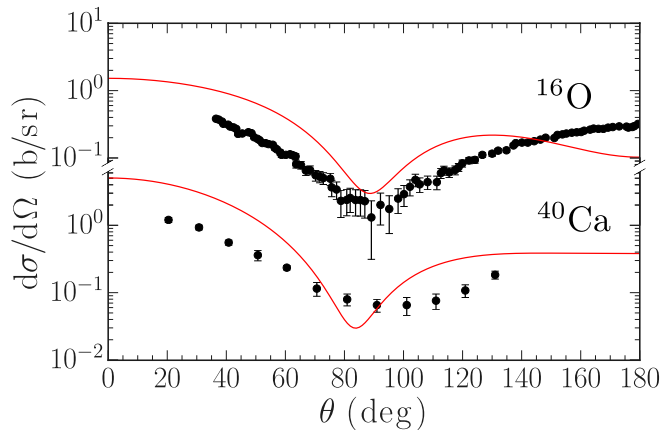


FIG. 3. Differential cross section for neutron elastic scattering off  $^{16}\text{O}$  ( $^{40}\text{Ca}$ ) at 3.286 (3.2) MeV of neutron energy, with  $\text{NNLO}_{\text{sat}}$  and compared to the empirical data from [44, 46].

has the advantage of including these states naturally, even to large energies, so it describes efficiently the relevant physics. Table I compares the energies of some representative bound and scattering states to the experiment. The  $3/2^+$  single particle resonance is computed at 0.91 MeV in the c.o.m. frame, very close the experimental value. The first  $1/2^-$  and  $3/2^-$  are both predicted as bound states, although experimentally they are found inverted with the  $3/2^-$  in the continuum. We calculate a narrow width for a  $5/2^-$  and a  $7/2^-$  resonances, corresponding to excited states, close to the ones observed at 3.02 and 3.54 MeV [44]. However, there are other very narrow  $f$ -wave resonances, measured between 1.55-2.82 MeV, that our SCGF calculations do not resolve. In general, we find that  $\text{NNLO}_{\text{sat}}$  predicts the location of dominant quasiparticle and holes states with an accuracy of  $\lesssim 1$  MeV for this nucleus.

Fig. 3 compares the low-energy differential cross sections originating from Eq. (5) to neutron scattering data for  $^{16}\text{O}$  at 3.286 MeV and  $^{40}\text{Ca}$  at 3.2 MeV. The minima are reproduced well for  $^{16}\text{O}$  (and close to the experiment for  $^{40}\text{Ca}$ ), confirming the correct prediction of density distributions for  $\text{NNLO}_{\text{sat}}$  [32, 34, 48]. However, results are somewhat overestimated and hint at a general lack of absorption that is usually faced by attempts at comput-

$\varepsilon$ (MeV)	$5/2^+$	$1/2^+$	$1/2^-$	$5/2^-$	$3/2^-$	$3/2^+$	$5/2^+$ *	$5/2^-$ *	$7/2^-$ *
exp.	-4.14	-3.27	-1.09	-0.30	0.41	0.94	3.23	3.02	3.54
$\text{NNLO}_{\text{sat}}$	-5.06	-3.58	-0.15	-1.23	-2.24	0.91	4.57	3.36	3.37

TABLE I. Excitation spectrum of  $^{17}\text{O}$  with respect to the  $n+^{16}\text{O}$  threshold, as obtained from Eq. (5) and the  $\text{NNLO}_{\text{sat}}$  interaction and compared to the experiment [45]. Broad resonances in the continuum (most notably, the  $5/2^+$ ) are computed at midpoint. The asterisks (\*) indicate higher excited states, above the lowest one, for each partial wave.

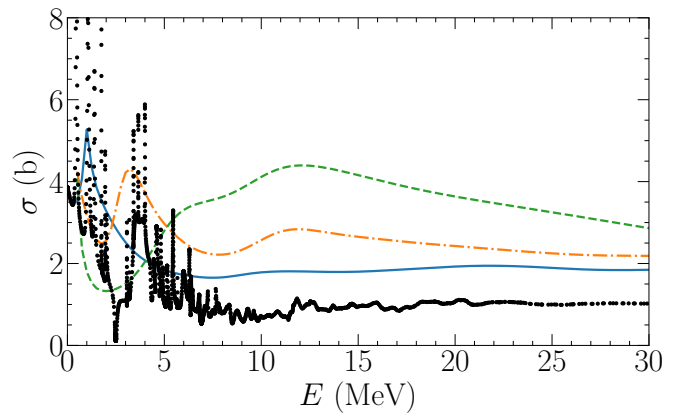


FIG. 4. Total elastic cross section for neutron elastic scattering on  $^{16}\text{O}$  from SCGF-ADC(3) at different incident neutron energies, compared to the experiment from [47]. The dashed, dot-dashed and full lines correspond to the sole static self-energy  $\Sigma^{(\infty)}$ , to retaining 50% of the 2p1h/2h1p doorway configurations and to the complete Eq. (2), respectively.

ing the optical potentials from *ab initio*. This is likely related to missing doorway configurations (3p2h and beyond) that should be propagated in the denominators of Eq. (2) but are neglected by state of the art approaches. Note that there are more than 200 experimentally observed excitations already between the ground state and the neutron separation threshold in  $^{41}\text{Ca}$  [49], while the SCGF-ADC(3) predicts only about 40 of them. This issue is likely to worsen at higher energies where configurations more complex than 2p1h become relevant. We investigated this problem by computing total  $n+^{16}\text{O}$  elastic cross sections,  $\sigma(E_{c.m.})$ , with only  $\Sigma^{(\infty)}$ , suppressing 50% of 2p1h/2h1p states (evenly across all energies), and by using the complete ADC(3) self-energy. Fig. 4 shows that  $\sigma(E_{c.m.})$  presents oscillations up to about 5 MeV. These are in part reproduced by theory and are sensible to interferences among the projectile and the included 2p1h configurations. However, the link between absorption and the density of intermediate doorway configurations becomes clear at higher energies and it is confirmed by our calculations [50].

To conclude, we have benchmarked optical potentials generated through SCGF theory to analogous full scale NCSMC simulations and to data for neutron elastic scattering at low energy. For both theory approaches, the correct asymptotic behaviour of the scattering wave are reproduced even if the target wave function and the optical potentials are expanded in a HO basis. The theory benchmark, with freezing of virtual excitation of the target, is very encouraging. The SCGF approach also has the capability of accounting for a large number of such intermediate excitations up to very large energies, and it achieves a promising description of complex resonance states from first principles. The use of a saturating chiral interaction allows us to make a meaningful comparison

to the experiment, which was not possible in previous investigation of this approach. Overall, we found that the most important features of optical potentials at low energy are well reproduced, together with key observables related to elastic scattering.

The present study also puts in evidence how the lack of absorption normally observed in *ab initio* generated optical potentials is directly linked to the neglect of doorway configurations beyond 2p1h ones. Thus, addressing this challenge will be the next fundamental step toward predictive theories at medium scattering energies. It remains clear from the present results that obtaining reliable *ab initio* of optical potentials, directly from the self-energy, is becoming a goal within reach. The present findings open a path to establish consistent theories of structure and reactions for medium-mass nuclei.

*Acknowledgments* A.I. was supported by the Royal Society and Newton Fund through the Newton International Fellowship No. NF150402. This work was supported the United Kingdom Science and Technology Facilities Council (STFC) under Grants No. ST/P005314/1 and No. ST/L005816/1 and by the NSERC Grant No. SAPIN-2016-00033. TRIUMF receives federal funding via a contribution agreement with the National Research Council of Canada. Computations were performed using the DiRAC Data Intensive service at Leicester (funded by the UK BEIS via STFC capital grants ST/K000373/1 and ST/R002363/1 and STFC DiRAC Operations grant ST/R001014/1) and an INCITE Award on the Titan supercomputer of the Oak Ridge Leadership Computing Facility (OLCF) at ORNL.

- 
- [1] Feshbach H 1958 *Annals of Physics* **5** 357 – 390 ISSN 0003-4916 URL <http://www.sciencedirect.com/science/article/pii/0003491658900071>
- [2] Capuzzi F and Mahaux C 1996 *Annals of Physics* **245** 147 – 208
- [3] Cederbaum L S 2001 *Ann. Phys.* **291** 169 – 201
- [4] Mahaux C, Bortignon P F, Broglia R A and Dasso C H 1985 *Phys. Rep.* **120** 1
- [5] Idini A, Barranco F and Vigezzi E 2012 *Phys. Rev. C* **85** 014331 URL <http://link.aps.org/doi/10.1103/PhysRevC.85.014331>
- [6] Idini A, Potel G, Barranco F, Vigezzi E and Broglia R A 2015 *Phys. Rev. C* **92**(3) 031304 URL <http://link.aps.org/doi/10.1103/PhysRevC.92.031304>
- [7] Broglia R A, Bortignon P F, Barranco F, Vigezzi E, Idini A and Potel G 2016 *Physica Scripta* **91** 063012 URL <http://stacks.iop.org/1402-4896/91/i=6/a=063012>
- [8] Johnson C H and Mahaux C 1988 *Phys. Rev. C* **38** 2589
- [9] Charity R J, Sobotka L G and Dickhoff W H 2006 *Phys. Rev. Lett.* **97**(16) 162503 URL <http://link.aps.org/doi/10.1103/PhysRevLett.97.162503>
- [10] Dickhoff W H, Charity R J and Mahzoon M H 2017 *J. Phys. G* **44** 033001 URL <http://stacks.iop.org/0954-3899/44/i=3/a=033001>
- [11] Blanchon G, Dupuis M, Arellano H F and Vinh Mau N 2015 *Phys. Rev. C* **91**(1) 014612 URL <http://link.aps.org/doi/10.1103/PhysRevC.91.014612>
- [12] Vorabbi M, Finelli P and Giusti C 2016 *Phys. Rev. C* **93**(3) 034619 URL <https://link.aps.org/doi/10.1103/PhysRevC.93.034619>
- [13] Gennari M, Vorabbi M, Calci A and Navrátil P 2018 *Phys. Rev. C* **97**(3) 034619 URL <https://link.aps.org/doi/10.1103/PhysRevC.97.034619>
- [14] Burrows M, Elster C, Weppner S P, Launey K D, Maris P, Nogga A and Popa G 2018 (*Preprint* 1810.06442)
- [15] Whitehead T R, Lim Y and Holt J W 2018 (*Preprint* 1812.08725)
- [16] Varga K, Pieper S C, Suzuki Y and Wiringa R B 2002 *Phys. Rev. C* **66**(3) 034611 URL <https://link.aps.org/doi/10.1103/PhysRevC.66.034611>
- [17] Nollett K M, Pieper S C, Wiringa R B, Carlson J and Hale G M 2007 *Phys. Rev. Lett.* **99**(2) 022502 URL <https://link.aps.org/doi/10.1103/PhysRevLett.99.022502>
- [18] Lynn J E, Tews I, Carlson J, Gandolfi S, Gezerlis A, Schmidt K E and Schwenk A 2016 *Phys. Rev. Lett.* **116**(6) 062501 URL <https://link.aps.org/doi/10.1103/PhysRevLett.116.062501>
- [19] Navrátil P, Roth R and Quaglioni S 2010 *Phys. Rev. C* **82**(3) 034609 URL <http://link.aps.org/doi/10.1103/PhysRevC.82.034609>
- [20] Baroni S, Navrátil P and Quaglioni S 2013 *Phys. Rev. Lett.* **110**(2) 022505 URL <http://link.aps.org/doi/10.1103/PhysRevLett.110.022505>
- [21] Raimondi F, Hupin G, Navrátil P and Quaglioni S 2016 *Phys. Rev. C* **93**(5) 054606 URL <http://link.aps.org/doi/10.1103/PhysRevC.93.054606>
- [22] Hagen G and Michel N 2012 *Phys. Rev. C* **86**(2) 021602 URL <http://link.aps.org/doi/10.1103/PhysRevC.86.021602>
- [23] Rotureau J, Danielewicz P, Hagen G, Nunes F M and Papenbrock T 2017 *Phys. Rev. C* **95**(2) 024315 URL <http://link.aps.org/doi/10.1103/PhysRevC.95.024315>
- [24] Rotureau J, Danielewicz P, Hagen G, Jansen G R and Nunes F M 2018 *Phys. Rev. C* **98**(4) 044625 URL <https://link.aps.org/doi/10.1103/PhysRevC.98.044625>
- [25] Dickhoff W and Barbieri C 2004 *Progress in Particle and Nuclear Physics* **52** 377 – 496 ISSN 0146-6410 URL <http://www.sciencedirect.com/science/article/pii/S0146641004000535>
- [26] Somà V, Duguet T and Barbieri C 2011 *Phys. Rev. C* **84**(6) 064317 URL <http://link.aps.org/doi/10.1103/PhysRevC.84.064317>
- [27] Barbieri C and Jennings B K 2005 *Phys. Rev. C* **72** 014613
- [28] Waldecker S, Barbieri C and Dickhoff W H 2011 *Phys. Rev. C* **84** 034616
- [29] Carbone A, Cipollone A, Barbieri C, Rios A and Polls A 2013 *Phys. Rev. C* **88**(5) 054326 URL <http://link.aps.org/doi/10.1103/PhysRevC.88.054326>
- [30] Cipollone A, Barbieri C and Navrátil P 2015 *Phys. Rev. C* **92**(1) 014306 URL <http://link.aps.org/doi/10.1103/PhysRevC.92.014306>
- [31] Raimondi F and Barbieri C 2018 *Phys. Rev. C* **97**(5) 054308 URL <https://link.aps.org/doi/10.1103/PhysRevC.97.054308>
- [32] Ekström A, Jansen G, Wendt K, Hagen G, Papenbrock

- T, Carlsson B, Forssén C, Hjorth-Jensen M, Navrátil P and Nazarewicz W 2015 *Phys. Rev. C* **91** 051301
- [33] Lapoux V, Somà V, Barbieri C, Hergert H, Holt J D and Stroberg S R 2016 *Phys. Rev. Lett.* **117**(5) 052501 URL <http://link.aps.org/doi/10.1103/PhysRevLett.117.052501>
- [34] Garcia Ruiz R F and *et al* 2016 *Nat Phys* **12** 594–598 URL <http://dx.doi.org/10.1038/nphys3645>
- [35] Rocco N and Barbieri C 2018 *Phys. Rev. C* **98**(2) 025501 URL <https://link.aps.org/doi/10.1103/PhysRevC.98.025501>
- [36] Schirmer J, Cederbaum L S and Walter O 1983 *Phys. Rev. A* **28**(3) 1237 URL <http://link.aps.org/doi/10.1103/PhysRevA.28.1237>
- [37] Barbieri C and Carbone A 2017 in *An Advanced Course in Computational Nuclear Physics: Bridging the Scales from Quarks to Neutron Stars* edited by M. Hjorth-Jensen, M.P. Lombardo, and U. van Kolck, Lecture Notes in Physics Vol. 936 (Springer) URL <https://books.google.co.uk/books?id=1rPU1Zz5wbMC>
- [38] Escher J and Jennings B K 2002 *Phys. Rev. C* **66** 034313
- [39] Hagen G, Papenbrock T and Dean D J 2009 *Phys. Rev. Lett.* **103**(6) 062503 URL <https://link.aps.org/doi/10.1103/PhysRevLett.103.062503>
- [40] Dieperink A E L and Forest T d 1974 *Phys. Rev. C* **10**(2) 543–549 URL <https://link.aps.org/doi/10.1103/PhysRevC.10.543>
- [41] Entem D R and Machleidt R 2003 *Phys. Rev. C* **68**(4) 041001 URL <http://link.aps.org/doi/10.1103/PhysRevC.68.041001>
- [42] Bogner S K, Furnstahl R J and Perry R J 2007 *Phys. Rev. C* **75**(6) 061001 URL <https://link.aps.org/doi/10.1103/PhysRevC.75.061001>
- [43] Roth R and Navrátil P 2007 *Phys. Rev. Lett.* **99**(9) 092501 URL <https://link.aps.org/doi/10.1103/PhysRevLett.99.092501>
- [44] Lister D and Sayres A 1966 *Phys. Rev.* **143** 745
- [45] Tilley D, Weller H and Cheves C 1993 *Nuclear Physics A* **564** 1 – 183 ISSN 0375-9474 URL <http://www.sciencedirect.com/science/article/pii/0375947493900737>
- [46] Becker R, Guindon W and Smith G 1966 *Nuclear Physics* **89** 154 ISSN 0029-5582 URL <http://www.sciencedirect.com/science/article/pii/0029558266908510>
- [47] Brown D A, Chadwick M B, Capote R, Kahler A C, Trkov A, Herman M W, Sonzogni A A, Danon Y, Carlson A D, Dunn M, Smith D L, Hale G M, Arbanas G, Arcilla R, Bates C R, Beck B, Becker B, Brown F, Casperson R J, Conlin J, Cullen D E, Descalle M A, Firestone R, Gaines T, Guber K H, Hawari A I, Holmes J, Johnson T D, Kawano T, Kiedrowski B C, Koning A J, Kopecky S, Leal L, Lestone J P, Lubitz C, Damin J I M, Mattoon C M, McCutchan E A, Mughabghab S, Navrátil P, Neudecker D, Nobre G P A, Noguere G, Paris M, Pigni M, Plompen A, Pritychenko B, Pronyaev V, Roubtsov D, Rochman D, Romano P, Schillebeeckx P, Simakov S, Sin M, Sirakov I, Sleaford B, Sobes V, Soukhovitskii E S, Stetcu I, Talou P, Thompson I, van der Marck S, Welsch-Sherrill L, Wiarda D, White M, Wormald J L, Wright R Q, Zerle M, Erovnik G and Zhu Y 2018 *Nuclear Data Sheets* **148** 1 – 142 ISSN 0090-3752 special Issue on Nuclear Reaction Data URL <http://www.sciencedirect.com/science/article/pii/S0090375218300206>
- [48] Duguet T, Somà V, Lecluse S, Barbieri C and Navrátil P 2017 *Phys. Rev. C* **95**(3) 034319 URL <https://link.aps.org/doi/10.1103/PhysRevC.95.034319>
- [49] Nesaraaja C and McCutchan E 2016 *Nuclear Data Sheets* **133** 1 – 220 ISSN 0090-3752 URL <http://www.sciencedirect.com/science/article/pii/S0090375216000144>
- [50] Note that the Lanczos algorithm used the solve for Eq. (2) does not affect these conclusions since it is specifically designed to preserve the strength distribution of response functions [28, 51].
- [51] Somà V, Barbieri C and Duguet T 2014 *Phys. Rev. C* **89**(2) 024323 URL <http://link.aps.org/doi/10.1103/PhysRevC.89.024323>