

Superfluid-Insulator Transition unambiguously detected by entanglement in one-dimensional disordered superfluids

G. A. Canella¹ and V. V. França^{1, *}

¹*Institute of Chemistry, São Paulo State University, 14800-090, Araraquara, São Paulo, Brazil*

We use entanglement to track the superfluid-insulator transition (SIT) in disordered fermionic superfluids described by the one-dimensional Hubbard model. Entanglement is found to have remarkable signatures of the SIT driven by *i*) the disorder strength V , *ii*) the concentration of impurities C and *iii*) the particle density n . Our results reveal the absence of a critical potential intensity on the SIT driven by V , i.e. any small V suffices to decrease considerably the degree of entanglement: it drops $\sim 50\%$ for $V = -0.25t$. We also find that entanglement is non-monotonic with the concentration C , approaching to zero for a certain critical value C_C . This critical concentration is found to be related to a special type of localization, here named as *fully-localized state*, which can be also reached for a particular density n_C . Our results show that the SIT driven by n or C has distinct nature whether it leads to the full localization or to the ordinary one: it is a first-order quantum phase transition when leading to full localization, and a smoother transition when reaching ordinary localization. In contrast, the SIT driven by V is always a smoother transition independently on the type of localization reached.

Localization and superconductivity are phenomena with opposite features. In a superconductor the effective attractive interactions lead to long-range electronic order, allowing supercurrents without resistance. In contrast, localized systems have no flux of electrical charge, thus behaving as insulators. Hence nanostructures, ultracold atoms and condensed-matter systems exhibiting both, superconductivity and localization, represent a rich scenario with interesting and unconventional properties.

According to Anderson's theorem [1], localization is expected to occur in strong or moderate disordered systems. In the regime of strong disorder, the electronic wavefunctions become localized, transforming metals or superconductors in insulators [2]. The latter case – the so-called superfluid to insulator transition (SIT) [3] – should be driven either by increasing the disorder strength or by lowering the particle density. The SIT is marked by the decrease of the superfluidity fraction [4] and a distinct non-monotonic behavior of the condensate fraction with disorder intensity [5].

Disorder remains a current topic, with possible implications to quantum information technologies [6], while SIT driven by disorder is very important for being considered a paradigmatic quantum phase transition in many-body systems [7]. Understanding the SIT can reflect in better comprehension of many complex superfluid systems such as high- T_c superconductors (intrinsically disordered [3]), superconducting nanowires, amorphous superconductors, ultracold atomic gases, and molecules [8].

Most of the experiments have focused on weak or non-interacting bosonic systems [9]. Theoretically, one faces the challenge of treating many-body interactions and the many realizations typically needed for describing disorder. Although the properties of the SIT should not depend on the entity used to track the transition [10], some quantities may not be sufficiently sensitive to the SIT, and thus do not present any distinct behavior.

In this sense entanglement measures appear as good candidates to pursue the SIT, since they have been successfully used to detect quantum phase transitions in several contexts [11]. Localization has been investigated via entanglement in metals [12], bosonic systems [13], Bose-Fermi mixtures [14] and spinless fermions [15].

However, none of the previous studies *i*) has considered purely fermionic superfluid systems and *ii*) none has found entanglement as an unambiguous signature of the SIT. Furthermore, important features of the SIT are in current debate, as the existence or not of a critical disorder intensity for localization in 1D and 2D systems [3, 16], as well as the nature of the transition, whether it is a more pronounced transition or a crossover [4, 17].

In this work we report entanglement as an unequivocal signature of the SIT in one-dimensional disordered fermionic superfluids. We explore a unique opportunity to better understand the SIT through standard density-functional theory (DFT) [18] applied to the Hubbard model, within a specially designed density functional for the linear entropy [19]. This approach allows us to generate many realizations for each set of parameters, comprising a huge amount of data, what would be prohibitive via exact methods as density-matrix renormalization group.

Our main results can be summarized as follows: (a) Entanglement detects the SIT driven by all the parameters: disorder strength, concentration of impurities and particle density. (b) The SIT driven by the disorder strength requires no critical potential intensity to occur: any small disorder suffices to drive the transition. (c) For sufficiently strong disorder strength, a particular type of localization emerges at a critical C_C or at a critical n_C . This state is marked by null entanglement and therefore is here named as *fully-localized state*. (d) The SIT driven by the concentration and by the particle density are found to be *i*) quantum phase transitions of first order whenever the system reaches the fully-localized state

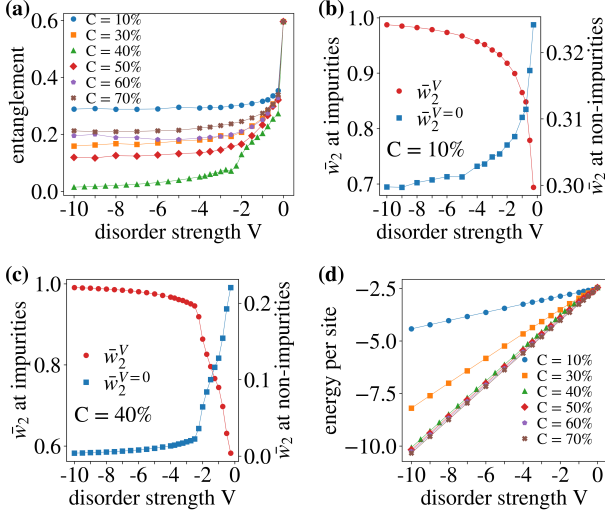


FIG. 1. SIT driven by the disorder strength V : entanglement \mathcal{L} (a), average double-occupation probabilities at impurity (\bar{w}_2^V) and non-impurity ($\bar{w}_2^{V=0}$) sites for $C = 10\%$ (b) and $C = 40\%$ (c), and per-site ground-state energy (d).

and ii) smoother transition, when the system reaches ordinary localization. In contrast, the SIT driven by the disorder strength is smoother for both, ordinary and full localization.

We consider one-dimensional superfluids at zero temperature, where classical fluctuations are absent, described by the fermionic Hubbard model:

$$H = -t \sum_{\langle ij \rangle \sigma} \hat{c}_{i\sigma}^\dagger \hat{c}_{j\sigma} + U \sum_i \hat{n}_{i\uparrow} \hat{n}_{i\downarrow} + \sum_{i\sigma} V_i \hat{n}_{i\sigma}. \quad (1)$$

Here $U < 0$ is the attractive on-site interaction, t is the hopping parameter between neighbor sites $\langle ij \rangle$ and V_i is the external potential, used to simulate the disorder. The density operator is $\hat{n}_{i,\sigma} = \hat{c}_{i,\sigma}^\dagger \hat{c}_{i,\sigma}$, where $\hat{c}_{i,\sigma}^\dagger$ ($\hat{c}_{i,\sigma}$) is the creation (annihilation) operator of fermionic particles with z -spin component $\sigma = \uparrow, \downarrow$ at site i , $n = N/L$ is the average density or filling factor, $N = N_\uparrow + N_\downarrow$ the total number of particles and L the chain size. We consider spin-balanced populations, $N_\uparrow = N_\downarrow$, $L = 100$, open boundary conditions, $U = -5t$ and $n = 0.8$, unless otherwise stated.

Our disordered superfluids are characterized by a certain concentration C of pointlike impurities [16, 19] of strength V randomly placed along the chain. For each set of parameters, $(C, V; U, n)$, we generate $M = 100$ samples to avoid features due to specific impurity configurations. Then any property for that given set of parameters is averaged over M [20]. This implies however in a huge amount of data, which would be prohibitive with numerically exact methods, such as density-matrix renormalization group calculations.

We apply instead standard DFT techniques to solve

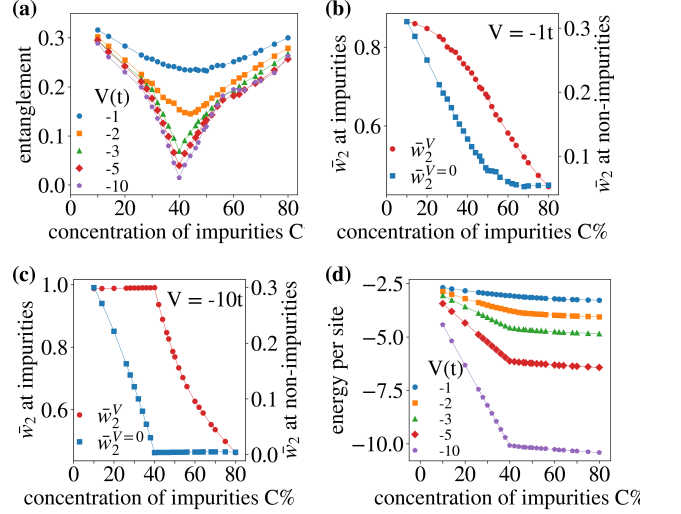


FIG. 2. SIT driven by the impurities' concentration C : entanglement \mathcal{L} (a), average double-occupation probabilities at impurity (\bar{w}_2^V) and non-impurity ($\bar{w}_2^{V=0}$) sites for $V = -t$ (b) and $V = -10t$ (c), and per-site ground-state energy (d).

the model – the self-consistent Kohn-Sham scheme within a local density approximation for the exchange-correlation energy [18] – obtaining the ground-state energy and the density profile, with fair precision ($\sim 1\%$ for chains of this size). To quantify the degree of entanglement in such superfluids we adopt a specially designed density functional for the linear entropy \mathcal{L} [19], which is then used as input in a local density approximation, following the protocol proposed in Ref.[21], to obtain the average single-site entanglement of the inhomogeneous disordered chains.

The SIT is expected to be driven either by enhancing the disorder strength (at a constant density) or by lowering the particle density (at a constant disorder) [3]. Nevertheless, in our pointlike type of disorder [16, 19] (see Refs. [13–15, 22] for other potential landscapes) the concentration of impurities is an additional important parameter whose impact on the transition remains to be investigated. Thus we analyze the SIT tuned by disorder strength, impurities' concentration and particle density.

SIT driven by disorder strength.—We start by tracking the transition across the impurities' strength V at a fixed density for several concentrations. Figure 1-a reveals that entanglement quickly saturates with V : \mathcal{L} drops already $\sim 50\%$ for $V = -0.25t$ for any C . This entanglement saturation is an unequivocal signature of the SIT: the initial superfluid, at $V = 0$, is transformed into strongly-coupled localized dimers, which now make the system an insulator with no further effect by enhancing $|V|$. Also, the quick decreasing of \mathcal{L} for small V supports the absence of a critical disorder intensity for the SIT driven by disorder strength: even a weak potential drives the system from the superfluid state to the localized one.

We also find that entanglement is non-monotonic with C : from its maximum at $C = 0$ (equivalent to $V = 0$), entanglement decreases with C reaching its minimum at a certain critical value $C = C_C = 40\%$, and thus increasing for $C > C_C$. Although any concentration leads the system to localization, two features suggest that at $C = C_C$ there is a special type of localization: \mathcal{L} behaves differently from all the other C 's for weak disorder ($-3t < V < 0$) and it is the only case where $\mathcal{L} \rightarrow 0$ for $V \rightarrow -\infty$. Indeed we find that C_C corresponds exactly to half of the total number of particles at the system, $C_C = 100(n/2)\%$ (this relation is valid in general, see [23]), indicating that the strongly coupled dimers are *fully localized* at the impurity sites, which are the most attractive ones.

This is confirmed by the average double-occupation probabilities at impurity sites ($\bar{w}_2^V = \sum_i \langle \hat{n}_{i\uparrow} \hat{n}_{i\downarrow} \rangle / L_V$) and non-impurity sites ($\bar{w}_2^{V=0} = \sum_i \langle \hat{n}_{i\uparrow} \hat{n}_{i\downarrow} \rangle / (L - L_V)$): For $C \leq C_C$ (Fig.1-b), the dimers are in larger number than impurity sites, thus there are localized dimers at impurity sites ($\bar{w}_2^V \rightarrow 1$ for $V \rightarrow -\infty$) but also some delocalized pairs at non-impurity sites ($\bar{w}_2^{V=0}$ saturates in a finite value, $\bar{w}_2^{V=0}(V \rightarrow -\infty) \approx 0.3$). For $C \geq C_C$ (Fig.1-c), the system remains with a certain degree of delocalization since there are more impurity sites than dimers, but the non-impurity sites are empty ($\bar{w}_2^{V=0} \rightarrow 0$ for $V \rightarrow -\infty$).

Thus the full localization at C_C represents a well defined state with unitary probability of pairs at impurity sites and null probability of pairs at non-impurity sites, which is then characterized by $\mathcal{L} \rightarrow 0$, in contrast to the ordinary localization in which \mathcal{L} saturates, but at finite values. Interestingly though the ground-state energy, shown in Fig.1-d, has no special behavior [24], thus suggesting that the SIT driven by V is smooth, a second-order quantum phase transition or simply a crossover [25], independently on which type of localization is reached.

SIT driven by concentration of impurities.—Next we monitor entanglement across the disorder concentration, as shows Figure 2-a for weak, moderate and strong disorder intensities. We find that a minimum disorder strength V_{min} is needed for the existence of the full localization at the critical C_C , marked by a sudden non-monotonicity of the entanglement and by $\mathcal{L} \rightarrow 0$ for $V \rightarrow -\infty$. For $|V| < V_{min}$ (in this case $V_{min} \sim 3t$), we observe a very distinct behavior of entanglement as a function of C : the non-monotonicity is not abrupt, the minimum of entanglement is larger than zero and it does not occur at $C = C_C = 40\%$.

We interpret this distinct behavior for $|V| < V_{min}$ as a *frustrated full localization*: V is not sufficiently strong to fully localize the dimers at the impurity sites. This is indeed confirmed by the average double occupancy at impurity and non-impurity sites, shown in Fig.2-b: $\bar{w}_2^{V=0}$ is always above zero for $V = -t$. In contrast, Fig.2-

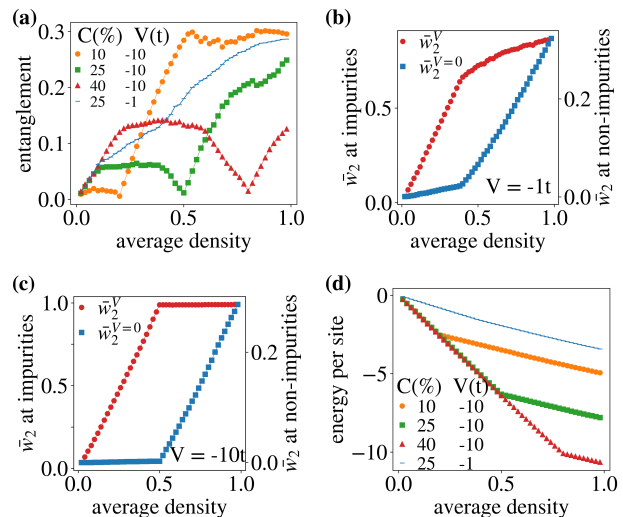


FIG. 3. SIT driven by the particle density n : entanglement \mathcal{L} (a), average double-occupation probabilities at impurity (\bar{w}_2^V) and non-impurity ($\bar{w}_2^{V=0}$) sites for $V = -t$ (b) and $V = -10t$ (c), and per-site ground-state energy (d).

c shows that for $V = -10t$ the fully-localized state is reached at C_C : $\bar{w}_2^V \approx 1$ for $C \leq C_C$, and $\bar{w}_2^{V=0} \rightarrow 0$ for $C \geq C_C$.

For $|V| > V_{min}$, the ground-state energy, shown in Figure 2-d, reveals the nature of the transition from the ordinary to the fully-localized state driven by C : it has a discontinuous first derivative at $C = C_C$ [24], thus characterizing a first-order quantum phase transition [25]. For $|V| < V_{min}$ the energy is smooth, with no discontinuity neither on the first nor on the second derivative [24], suggesting no transition at all, what is consistent with the absence of the fully-localized state. The existence of this V_{min} for full localization explains the distinct behavior of $C = C_C$ for small V , observed in Fig.1-a.

SIT driven by particle density.—Finally, we track the transition across the average particle density for weak and strong disorder intensities, as shows Figure 3-a. For sufficiently strong V , all the features observed before at $C_C = 100(n/2)\%$ are now found at the critical density $n_C = 2C/100$: entanglement has a sudden non-monotonicity at $n = n_C$, the system is fully localized at n_C with $\mathcal{L} \approx 0$, and ordinarily localized with constant $\mathcal{L} > 0$ for $n < n_C$. We find however that, from the fully-localized state (at $n = n_C$) to the ordinary localization (for $n < n_C$), entanglement does not increase much and has a plateau. This reflects the fact that, for small densities, disorder hampers the connections among the localized dimers [3, 26] due to the larger average distance among them. Consistently, the plateau is broader and with higher \mathcal{L} for larger concentrations, since the average distance among dimers decreases.

For weak disorder, $V = -t$, none of the features is observed, entanglement simply decreases monotonically

with the density. This confirms the existence of a minimum disorder intensity V_{min} for the full localization also driven by n . Both, the double occupancy and the energy, shown in Figures 3-b, 3-c and 3-d, corroborate the fact that the system is successfully driven by n to the fully-localized state for $V = -10t$, while there is a frustration of the full localization for weak disorder ($V = -t$). The discontinuity at the first energy derivative [24] reveals that the SIT driven by n is also a first-order quantum phase transition when leading to the fully-localized state. While the ordinary localization emerging from the SIT driven by n is a smoother transition.

The double occupancy is also useful to distinguish the nature of the SIT itself: the probabilities change smoothly *i*) when the SIT is driven by V (Figs.1-b and 1-c) and *ii*) for weak disorder, $|V| < V_{min}$, when the SIT is driven by n or C (Figs.2-b and Fig.3-b). In contrast the probabilities change abruptly for strong disorder strength with the SIT driven either by C (Fig.2-c) or n (Fig.3-c).

In conclusion, our results may explain for example why previous works did not find an unambiguous signature of the SIT when using entanglement as witness: they have focused on the SIT driven by the disorder strength V , which has been proved here to be a smoother transition, even when leading the system to the fully-localized state. Also current controversial debates concerning the nature of the SIT and the existence or not of a critical disorder strength may be elucidated in the light of our results: the transition classification and the existence of the critical V depend whether the system is led to ordinary or full localization. The impact of density, interaction and harmonic confinement – essential for simulating cold atoms experiments – on the SIT is subject of Ref. [23]. Non-local functionals for the linear entropy may be implemented to investigate the SIT via DFT calculations in more general potential landscapes.

We thank Irene D’Amico for fruitful discussions. VVF was supported by FAPESP (Grant: 2013/15982-3) and GAC by the Coordenação de Aperfeiçoamento de Pessoal de Nível Superior - Brasil (CAPES) - Finance Code 001.

* vivian.franca@unesp.br

- [1] P. W. Anderson, Phys. Rev. **109**, 1492 (1958).
- [2] Bulaevskii, L. N. and Sadvskii, M. V. Localization and superconductivity. Pis’ma Eksp. Teor. Fiz. Zh. **39**, 524 (1984); JETP Lett. **39**, 640 (1984).
- [3] S. Liu, X.-F. Zhou, G.-C. Guo and Y.-S. Zhang, Sci. Rep. **6**, 22623 (2016); X. Cai, L.-J. Lang, S. Chen, and Y. Wang, Phys. Rev. Lett. **110**, 176403 (2013); Y. Dubi, Y. Meir, and Y. Avishai, Nature **449**, 876 (2007).
- [4] B. Sacépé, T. Dubouchet, C. Chapelier, M. Sanquer, M. Ovadia, D. Shahar, M. Feigel’man and L. Ioffe, Nature Physics **7**, 239, (2011).
- [5] A. Khan, A. Basu, and B. J. Tanatar, Supercond. Nov. Magn. **26**, 1891 (2013).
- [6] N. Y. Halpern, C. D. White, S. Gopalakrishnan, and G. Refael, Phys. Rev. B **99**, 024203 (2019); R. Berkovits, Phys. Rev. B **97**, 115408 (2018); A. Acin et al., New J. Phys. **20**, 080201 (2018); J.-Y. Choi, S. Hild, J. Zeiher, P. Schauss, A. Rubio-Abadal, T. Yefsah, V. Khemani, D. A. Huse, I. Bloch, and C. Gross, Science **352**, 1547 (2016); R. Stano and P. Jacquod, Nat. Photonics **7**, 66 (2013).
- [7] D. M. Basko, I. L. Aleiner and B. L. Altshuler, Ann. Phys. **321**, 1126 (2006); V. Oganesyan and D. A. Huse, Phys. Rev. B **75**, 155111 (2007); I. V. Gornyi, A. D. Mirlin, and D. G. Polyakov, Phys. Rev. Lett. **95**, 206603 (2005).
- [8] A. Bezryadin, C. N. Lau, and M. Tinkham, Nature **404**, 971 (2000); L. Sanchez-Palencia, and M. Lewenstein, M. Nature Phys. **6**, 87 (2010); J. E. Lye, L. Fallani, M. Modugno, D. S. Wiersma, C. Fort, and M. Inguscio, Phys. Rev. Lett. **95**, 070401 (2005); B. Sundar, B. Gadway, and K. R. A. Hazzard, Sci. Rep. **8**, 3422 (2018).
- [9] F. Jendrzejewski, A. Bernard, K. Müller, P. Cheinet, V. Josse, M. Piraud, L. Pezze, L. Sanchez-Palencia, A. Aspect and P. Bouyer, Nature Phys **8**, 398 (2012); M. Pasienski, D. McKay, M. White, and B. DeMarco, Nature Phys, **6**, 677 (2010); J. Billy, V. Josse, Z. Zuo, A. Bernard, B. Hambrecht, P. Lugan, D. Clement, L. Sanchez-Palencia, P. Bouyer, and A. Aspect, Nature **453**, 891 (2008); G. Roati, C. D’Errico, L. Fallani, M. Fattori, C. Fort, M. Zaccanti, G. Modugno, M. Modugno, M. Inguscio, Nature **453**, 895 (2008); L. Fallani, J. E. Lye, V. Guarrera, C. Fort, and M. Inguscio, Phys. Rev. Lett. **98**, 130404 (2007).
- [10] J. M. Carter, and A. MacKinnon, Phys. Rev. B **72**, 024209 (2005).
- [11] R. Horodecki, P. Horodecki, M. Horodecki, and K. Horodecki, Rev. Mod. Phys. **81**, 865 (2009); K. Modi, A. Brodutch, H. Cable, T. Paterek, and V. Vedral, ibid. **84**, 1655 (2012); V. V. França, Phys. A **475**, 82 (2017); J. P. Coe, V. V. França, and I. D’Amico, EPL **93**, 10001 (2011).
- [12] R. Berkovits, Phys. Rev. Lett. **108**, 176803 (2012); A. Zhao, R.-L. Chu, and S.-Q. Shen, Phys. Rev. B **87**, 205140 (2013); V. Vettchinkina, A. Kartsev, D. Karlsson, and C. Verdozzi, Phys. Rev. B **87**, 115117 (2013); H. Wang, and S. Kais, Int. J. Quantum Inform. **4**, 827 (2006).
- [13] R. Islam, R. Ma, P. M. Preiss, M. E. Tai, A. Lukin, M. Rispoli, and M. Greiner, Nature **528**, 77 (2015); N. Laflorencie, Phys. Rep. **646**, 1 (2016); A. M. Goldsborough, and R. A. Römer, EPL **111**, 26004 (2015); X. Deng, R. Citro, E. Orignac, A. Minguzzi, and L. Santos, New J. of Phys. **15**, 045023 (2013); I. Frérot, and T. Roscilde, Phys. Rev. Lett. **116**, 190401 (2016).
- [14] A. Albus, F. Illuminati, and J. Eisert, Phys. Rev. A **68**, 023606 (2003).
- [15] N. Roy, and A. Sharma, Phys. Rev. B **97**, 125116 (2018); B.-T. Ye, Z.-Y. Han, L.-Z. Mu, and H. Fan, Sci. Rep. **7**, 16668 (2017); I. Mondragon-Shem, M. Khan, and T. L. Hughes, Phys. Rev. Lett. **110**, 046806 (2013).
- [16] A. Kapitulnik, S. A. Kivelson, and B. Spivak, Rev. of Mod. Phys. **91**, 011002 (2019); M. Buchhold, S. Diehl, and A. Altland, Phys. Rev. Lett. **121**, 215301 (2018); J. H. Pixley, D. A. Huse, and S. Das Sarma, Phys. Rev. B **94**, 121107 (2016); K. Ziegler, and A. Sinner, Phys. Rev. Lett. **121**, 166401 (2018); M. Tezuka, Phys. Rev. A **82**,

- 043613 (2010).
- [17] K. Bouadim, Y. L. Loh, M. Randeria, and N. Trivedi, *Nature Phys.* **7**, 884 (2011).
- [18] W. Kohn, *Rev. Mod. Phys.* **71**, 1253 (1999); W. Kohn, and L. J. Sham, *Phys. Rev.* **140**, 1133 (1965); K. Capelle, and V. L. Campo Jr., *Phys. Rep.* **528**, 91 (2013). J. P. Coe, I. D'Amico, V. V. França, *EPL* **110**, 63001 (2015). V. V. França, D. Vieira, and K. Capelle, *New J. of Phys.* **14**, 073021 (2012).
- [19] V. V. França, and I. D'Amico, *Phys. Rev. A* **83**, 042311 (2011).
- [20] See Supplemental Material at [URL will be inserted by publisher] for the entanglement convergence as a function of the number of samples.
- [21] V. V. França and K. Capelle, *Phys. Rev. Lett.* **100**, 070403 (2008).
- [22] Y. Cao, G. Xianlong, X.-J. Liu, and H. Hu, *Phys. Rev. A* **93**, 043621 (2016); R. T. Scalettar, N. Trivedi, and C. Huscroft, *Phys. Rev. B* **59**, 4364 (1999).
- [23] G. A. Canella and V. V. França, *Joint Publication* submitted to *Phys. Rev. A* (2019).
- [24] See Supplemental Material at [URL will be inserted by publisher] for the energy derivatives.
- [25] S. Sachdev, *Quantum phase transitions* (Cambridge University Press, Cambridge, 2011).
- [26] S. Ospelkaus, C. Ospelkaus, O. Wille, M. Succo, P. Ernst, K. Sengstock, and K. Bongs, *Phys. Rev. Lett.* **96**, 180403 (2006).