

Astro2020 Science White Paper

Discovery of Cold Brown Dwarfs or Free-Floating Giant Planets Close to the Sun

Thematic Areas:

Primary - ☑ Stars and Stellar Evolution

Secondary - ☑ Star and Planet Formation

Principal Author:

Name: Sandy K. Leggett

Institution: Gemini Observatory, Northern Operations

Email: sleggett@gemini.edu

Phone: 808 974 2604

Co-authors:

Daniel Apai, University of Arizona

Adam Burgasser, UC San Diego

Michael Cushing, University of Toledo

Trent Dupuy, Gemini Observatory, Northern Operations

Jackie Faherty, American Museum of Natural History

John Gizis, University of Delaware

J. Davy Kirkpatrick, Caltech/IPAC

Mark Marley, NASA Ames

Caroline Morley, University of Texas at Austin

Adam Schneider, Arizona State University

Clara Sousa-Silva, Massachusetts Institute of Technology

Description: This White Paper describes the opportunities for discovery of Jupiter-mass objects with 300 K atmospheres. The discovery and characterization of such cold objects is vital for understanding the low-mass terminus of the initial mass function and for optimizing the study of exoplanets by the next generation of large telescopes, space probes and space missions.

1. Opportunities

The census of free-floating, cold, star-like objects in the neighborhood of our Sun has changed radically every ten years, whenever a new sky survey is launched. Ten years ago the *Wide-field Infrared Survey Explorer* (*WISE*, Wri2010) was launched. In the same way that the far-red Sloan Digital Sky Survey (SDSS, Yor2000) and the near-infrared Two Micron Sky Survey (2MASS, Skr2006) resulted in the discovery of the L- and T-class dwarfs twenty years ago (Kir1999, Str1999, Leg2000, Bur2006), *WISE* images of the sky at $\lambda \approx 5 \mu\text{m}$ resulted in the discovery of the even cooler and fainter Y-class brown dwarfs (Cus2011, Kir2012). Figure 1 shows the cooling tracks of brown dwarfs and illustrates the evolution of our knowledge of the cold and low-mass population. This white paper describes the opportunities for extending such discoveries to 1 – 10 Jupiter-mass objects with atmospheres at the freezing point of water.

Theorists have made significant advances in the modelling of cold atmospheres in the last ten years. Molecular linelists have been greatly expanded — for H_2O (Bar2006, Pol2018), NH_3 (Yur2011) and CH_4 (Har2012; Rey2014; Yur2014). Models now also treat clouds and convection in more physically realistic ways (Mor2012, Mor2014, Tre2015, Hel2017). While models should and can be further improved, for example by creating three dimensional hydrodynamic models, we are in a much better position to analyse cold atmospheres than we were ten years ago.

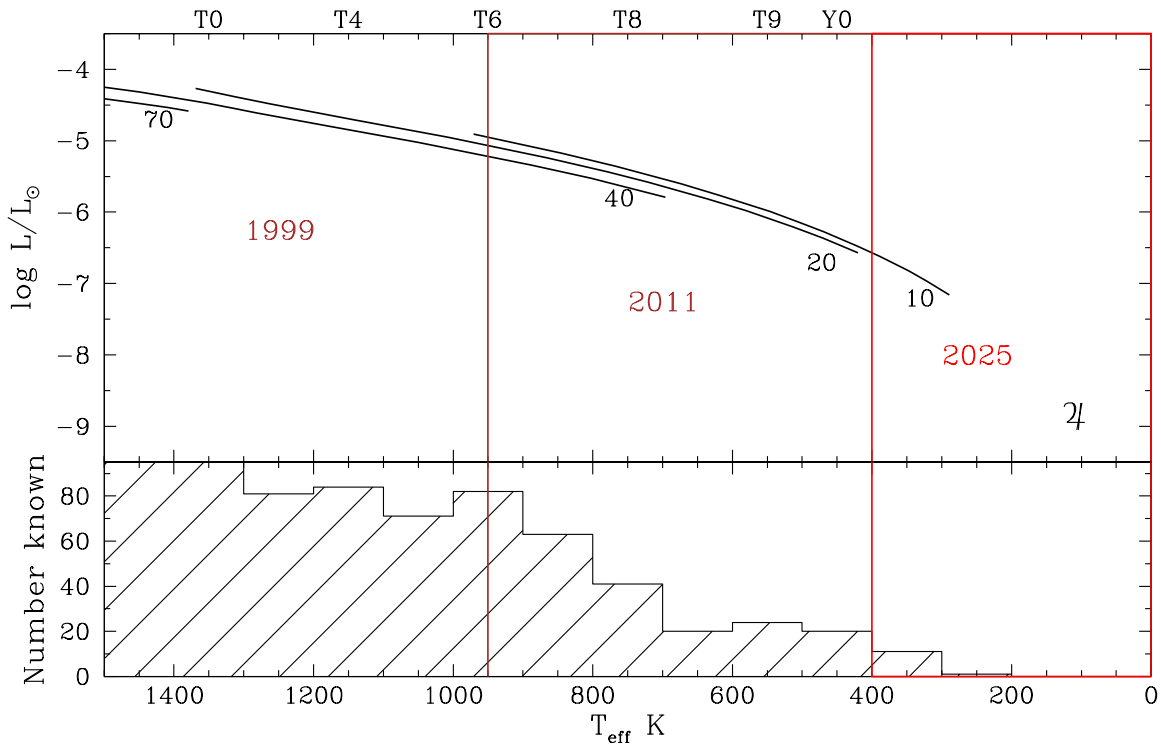


Figure 1: Upper panel: cooling tracks for brown dwarfs of mass 70, 40, 20 and 10 M_{Jup} , for ages 0.1 – 6 Gyr (Sau2008; black lines). Jupiter is also shown. Spectral types are along the top axis. Temperatures and luminosities probed by 1999 ground-based surveys (SDSS, 2MASS) and the 2011 space-based survey (WISE) are indicated. Lower: number of known objects per 100 K.

As the last two decades have taken us to the frontiers of, first, the 1000 K substellar population, and then the 500 K population (Figure 1), in the next decade we have the opportunity to find the 250 K population. One such object is currently known, 2 parsecs from the Sun (Luh2014). They exist and we can find them, if sufficient resources are put to the task.

2. Context

Figure 2 shows our current knowledge of the very low-temperature and low-mass Solar-neighborhood population. Current instrumentation limits the detection of cold objects to small distances, and so few are known (Figure 1). However Figure 2 shows that, when expressed as a space density, the number of objects rises as temperature and mass decrease. At the cold limit of the known population, 400 K, the typical object has a mass of $14 M_{\text{Jup}}$ and an age of 5.6 Gyr.

The best mass function fit to the known Solar-neighborhood population suggests that the sample includes objects as low-mass as $1 - 5 M_{\text{Jup}}$. This is supported by studies of young clusters and moving groups, where objects with masses $\sim 3 - 6 M_{\text{Jup}}$ have been found (e.g. Liu2013, Gag2015, Fah2016, Bes2017, Esp2017). Such objects are younger and warmer than the target sample of this paper — typically they have temperatures ~ 1500 K and ages $\lesssim 20$ Myr. We are seeking the older and therefore colder versions of these objects that exist near the Sun. Because all very-low-mass objects ever formed still exist, the number of such objects will constrain models of star formation and of brown dwarf evolution — at masses and ages hitherto unexplored.

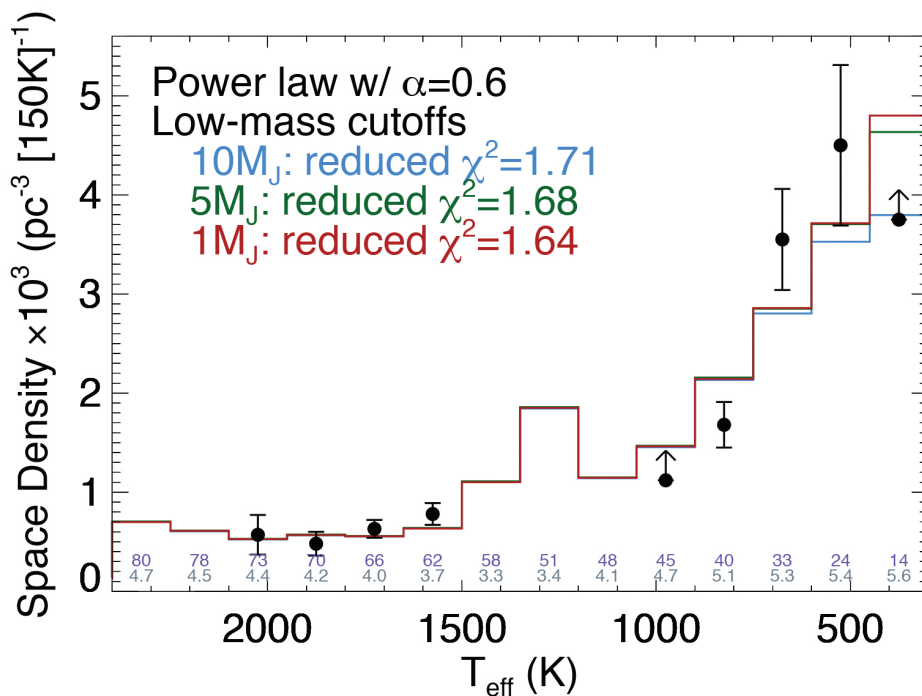


Figure 2: Power law fits to the solar neighborhood population of low-mass stars and brown dwarfs (from Kir2019). The best mass function fit gives $\alpha = 0.6$ and a minimum mass of “star” formation of $1 M_{\text{Jup}}$. The mean mass (M_{Jup}) and age (Gyr) in each bin is shown along the bottom axis.

The new nearby \sim Jupiter-mass objects will be extrasolar giant planet analogs that will be amenable to detailed investigation. Their atmospheres will provide information on: convection and energy transport, molecular opacities, non-equilibrium processes, cloud formation, grain absorption and scattering, and three-dimensional time-dependent weather. Brown dwarf spectra have long been essential to model processes in both stellar and exoplanetary atmospheres, and have led to the recognition of new effects such as the role of silicate and sulfide clouds (Mor12). We have the opportunity to explore new territory where objects have low surface gravities that are similar to the giant planets, and have cold atmospheres where H_2O and NH_3 condense.

Surprises are likely. For example, cool brown dwarfs were found to have a factor of ~ 2 less flux at $\lambda \approx 4.5 \mu\text{m}$ than anticipated because non-equilibrium chemistry is unexpectedly prevalent in their atmospheres (Sau2007). Similarly, strong absorption by NH_3 in the near-infrared was expected for objects cooler than the T dwarfs (e.g. Bur2003), however non-equilibrium chemistry favors N_2 over NH_3 and the near-infrared spectra of Y dwarfs are very similar to that of the T dwarfs (e.g. Sch2015). The dramatic change in color across the L- to T-type transition, where volatiles condense and CH_4 gas becomes abundant (Bur2002), was not predicted. Likewise, we may see substantial changes in brown dwarf spectra as we reach temperatures where H_2O condenses.

The discovery and characterization of the cold brown dwarfs is vital, not only for understanding the makeup of low-mass objects in the local disk, but also for optimizing the study of exoplanets by the next generation of very large telescopes, space probes and space missions.

3. Required Observations

Figure 3 shows the modelled spectral energy distributions of brown dwarfs which are representative of the population we aim to find (Figure 1). Jupiter’s emission spectrum if it were at 0.5 pc is also shown, to demonstrate the detectability of a free-floating Jupiter. Also, the brightest scenarios for the putative Planet 9 (a Uranus-type object at 700 au; Bat2016) indicate that it may be detectable at $\lambda \sim 4 \mu\text{m}$ with a flux at the Earth of $\sim 1e - 18 \text{ Wm}^{-2}\mu\text{m}^{-1}$ (For2016).

The dominance of the $4.5 \mu\text{m}$ wavelength region for these very cold objects is demonstrated in Figure 3. Figure 3 also illustrates the synergy between the discovery of the icy Jupiters and the availability of the mid-infrared instruments on the *James Webb Space Telescope, JWST*. In particular, for objects between the temperature of Jupiter and the early-Y dwarfs, sensitivity at $\lambda = 4 - 5 \mu\text{m}$ and beyond $8 \mu\text{m}$ is critical for determining the physical properties of these objects. There is also synergy with WFIRST which will image exoplanets in reflected light; isolated exoplanet analogs will provide a direct measurement of the thermal flux contribution.

Figure 3 shows the 5σ sensitivity limits reached by the *WISE* mission (Wri2010)¹. Also shown are the limits for currently planned and proposed near- to mid-infrared surveys: the Cosmic Dawn Intensity Mapper (CDIM, Coo2016 and Unw2019); SPHEREx (Dor2018); EUCLID (Joa2016); WFIRST (the High Latitude Survey, Spe2015), and NEOCam (Mai2015, Mas2019).

Currently \sim six 300 – 350 K brown dwarfs are known (Leg2017, Kir2019) out to the *WISE* limit of ~ 12 pc — at these cold temperatures changes of 50 K correspond to factors ~ 2 in luminosity. This number implies a space density of $\sim 1e - 3 \text{ pc}^{-3}$ for a 50 K range which is consistent with

¹<http://wise2.ipac.caltech.edu/docs/release/allsky/>

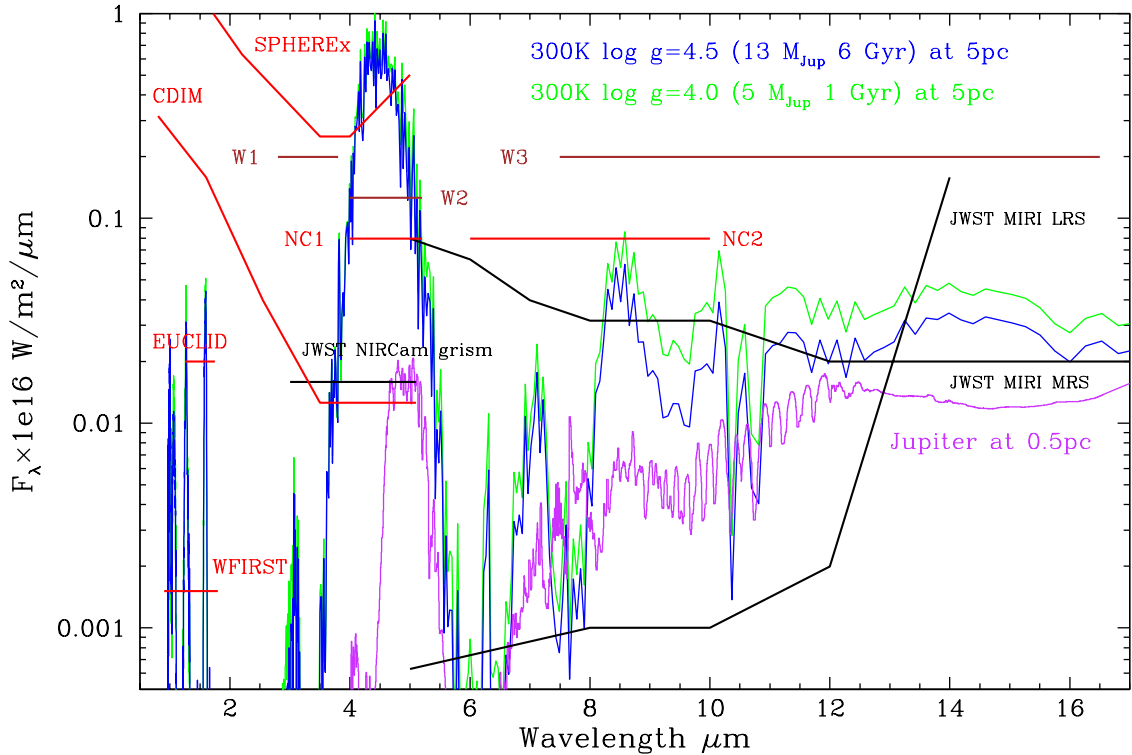


Figure 3: Blue and green lines are synthetic spectra for 300 K brown dwarfs at 5 pc with different mass and age (Tre2015). The purple line is the thermal spectrum of Jupiter at 0.5 pc (Irw2009). Black lines indicate the limits of the *JWST* instruments. Red lines show limits for planned and proposed surveys: CDIM 300 deg²; SPHEREx all-sky; EUCLID 15,000 deg²; WFIRST 2,200 deg²; NEOCam 27,000 deg² (two filters, nominally NC1 and NC2). Brown lines are limits reached by the *WISE* all-sky survey in the W1, W2 and W3 filters. Note that the y -axis scale is logarithmic.

the $\approx 4e - 3$ 400 – 550 K objects per pc³ determined by Kir2019 and shown in Figure 2. Adopting a density of $1e - 3$ pc⁻³ per 50 K, Table 1 gives the number of 300 K brown dwarfs that are likely to be found by planned and proposed missions. Between zero and eight 300 K objects will be found by these missions as they are currently specified.

Tens of objects per 50 K are needed for scientific analyses of these cold objects because they will not be a uniform sample. At a given T_{eff} there will be older more massive brown dwarfs as well as younger lower-mass objects (Figures 1, 3). Studies of the Milky Way show the stars at the position of the Sun to have ages of 1 – 7 Gyr and metallicities of $-0.3 - +0.2$ dex (e.g. Mac2017). The small sample of Y dwarfs currently known (Figure 1) reflects this inhomogeneity, having a likely range in metallicity of $-0.5 - +0.4$ dex and in age of 0.5 – 8 Gyr (Leg2017). Figure 3 shows that although the 300 K objects with different gravities (i.e. mass and age) are similar at $4.5 \mu\text{m}$, the spectra at $\lambda > 8 \mu\text{m}$ are very different. Calculations show that metallicity differences will also significantly impact the spectra (Tre2015, Leg2017). Hence a handful of spectra cannot be assumed to be representative of the population.

To derive meaningful statistics for 300 K \sim Jupiter-mass objects, a minimum of 25 new members

Table 1: Number of 275–325 K Objects Found

Mission/ Probe	Area 1000 deg ²	Depth pc	Number
CDIM wide	0.3	40	2
EUCLID	15	6	0
NEOCam	27	15	8
SPHEREx	41	7	1
WFIRST	2.2	22	2
Proposed Narrow	2.5	50	26
Proposed Wide	20	25	26
Proposed All-Sky	41	20	28

Table 2: Brightness at $\lambda = 4.5 \mu\text{m}$

T_{eff} K	$M_{[4.5]}$ Vega	μJy at 20 pc	μJy at 25 pc	μJy at 50 pc
500	14.2	80	50	13
450	14.5	60	40	10
400	14.8	40	25	7
350	15.3	30	20	5
300	15.9	18	12	3
250	16.9	6	4	1

of this population is necessary. Table 1 shows that NEOCam will find the largest number of cold brown dwarfs, however the volume surveyed would need to be quadrupled, meaning a factor of 2.5 increase in sensitivity. An extended life for NEOCam combined with stacking of images may give the necessary depth (Kirkpatrick et al. 2019 white paper).

A new mission must probe volumes $\sim 30000 \text{ pc}^3$, assuming a density of $1e - 3 \text{ pc}^{-3}$. Sources must be within $\sim 50 \text{ pc}$ for followup with *JWST* (Figure 3) and so the minimum sky area is $\sim 2500 \text{ deg}^2$. A wider 20000 deg^2 area out to $\sim 25 \text{ pc}$ or an all-sky map out to $\sim 20 \text{ pc}$ would also satisfy the volume requirement. Table 1 lists these options as proposed Narrow, Wide and All-Sky surveys. Table 2 lists the sensitivities needed to detect cold objects out to 20, 25 and 50 pc.

Only nearby extremely cold objects will be detected at wavelengths other than $4.5 \mu\text{m}$ (Figure 3). Repeat observations at different epochs are therefore needed to exclude transients and artefacts, and hence the probe or mission will need a > 1 year lifetime to map a sufficiently large area more than once. Multiple detections will also provide kinematic information and constrain the number of wide planet or brown dwarf stellar companions. Warmer objects will be excluded by their detection at $\lambda < 4.5 \mu\text{m}$. Discoveries will be targeted by *JWST* for low-resolution spectra to characterize molecular features; medium-resolution observations (to examine e.g. chemical abundances) would be limited to objects closer than 10 pc (Figure 3).

4. Summary

None of the currently planned or proposed space missions or probes will find the number of cold objects that is required to characterize the low-mass terminus of the Solar-neighborhood mass function. Extension or revision of the planned missions, or design of a new mission, is necessary. The new mission would execute a survey at $\lambda \approx 4.5 \mu\text{m}$ over the entire sky, half the sky or 6% of the sky to sensitivities of $\sim 12 \mu\text{Jy}$, $\sim 8 \mu\text{Jy}$, or $\sim 2 \mu\text{Jy}$, respectively.

The science community has the opportunity to give the next generation of astronomers an entirely new population of cold objects to study. Such objects will have masses of a few Jupiters, surface temperatures around the freezing point of water, and lie within tens of parsecs of the Sun. We must enable this exploration.

Table 3: **References**

Bar2006	Barber, R. J., Tennyson, J., Harris, G. J. & Tolchenov, R. N., 2006, MNRAS, 368, 1087
Bat2016	Batygin, Konstantin & Brown, Michael E., 2016, AJ, 151, 22
Bes2017	Best, W. M. J., Liu, M. C., Dupuy, T. J. & Magnier, E. A., 2017, ApJ, 843, L4
Bur2002	Burgasser, A. J., Marley, M. S., Ackerman, A. S., Saumon, D., 2002, ApJ, 571, L171
Bur2006	Burgasser, A. J., Geballe, T. R., Leggett, S. K., et al., ApJ, 637, 1067
Bur2003	Burrows, A., Sudarsky, D. & Lunine, J. I., 2003, ApJ, 596, 587
Coo2016	Cooray, A., Bock, J., Burgarella, D., Chary, R., et al., 2016, arXiv:1602.05178
Cus2011	Cushing, M. C., Kirkpatrick, J. D., Gelino, C. R., Griffith, R. L., et al., 2011, ApJ, 743, 50
Dor2018	Doré, O., Werner, M. W., Ashby, M. L. N., Bleem, L. E., et al., 2018, arXiv:1805.05489
Esp2017	Esplin, T. L., Luhman, K. L., Faherty, J. K., Mamajek, E. E., et al., 2017, AJ, 154, 46
Fah2016	Faherty, J. K., Riedel, A. R., Cruz, K. L., Gagné, J., et al., 2016, ApJS, 225, 10
For2016	Fortney, J. J., Marley, M. S., Laughlin, G., Nettelmann, N., et al., 2016, ApJ, 824, L25
Gag2015	Gagné, J., Faherty, J. K., Cruz, Kelle L., Lafrenière, D., et al., 2015, ApJS, 219, 33
Har2012	Hargreaves, R. J., Beale, C. A., Michaux, L., Irfan, M. & Bernath, P. F., 2012, ApJ, 757, 46
Hel2017	Helling, Ch., Tootill, D., Woitke, P. & Lee, G., 2017, A&Ap, 603, 123
Irw2009	Irwin, P., 2009, Giant Planets of Our Solar System, Springer Praxis Books
Joa2016	Joachimi, B., 2016, ASP Conference Series, Vol. 507, p.401
Kir1999	Kirkpatrick, J. D., Reid, I. N., Liebert, J., Cutri, R. M., et al., 1999, ApJ, 519, 802
Kir2012	Kirkpatrick, J. D., Gelino, C. R., Cushing, M. C., Mace, G. N., et al., 2012, ApJ, 753, 156
Kir2019	Kirkpatrick, J. D., Martin, E. C., Smart, R. L., Cayago, A. J., et al., 2019, ApJS, 240, 19
Leg2000	Leggett, S. K., Geballe, T. R., Fan, X., Schneider, D. P., et al., 2000, ApJ, 536, L35
Leg2017	Leggett, S. K., Tremblin, P., Esplin, T. L., Luhman, K. L. & Morley, C. V., 2017, ApJ, 842, 118
Liu2013	Liu, M. C., Magnier, E. A., Deacon, N. R., Allers, K. N., et al., 2013, ApJ, 777, L20
Luh2014	Luhman, K.L., 2014, ApJ, 786, L18
Mai2015	Mainzer, A., Grav, T., Bauer, J., Conrow, T., et al., 2015, AJ, 149, 172
Mac2017	Mackereth, J. T., Bovy, J., Schiavon, R. P., Zasowski, G., et al., 2017, MNRAS, 471, 3057
Mas2019	Masiero, J., Mainzer, A. & Wright, E. L., 2019, AAS Meeting #233, id.#363.10
Mor2012	Morley, C. V., Fortney, J. J., Marley, M. S., Visscher, C., et al., 2012, ApJ, 756, 172
Mor2014	Morley, C. V., Marley, M. S., Fortney, J. J., Lupu, R., et al., 2014, ApJ, 787, 78
Pol2018	Polyansky, O. L., Kyuberis, A. A., Zobov, N. F., Tennyson, J., et al., 2018, MNRAS, 480, 2597
Rey2014	Rey, M., Nikitin, A. V. & Tyuterev, Vl. G., 2014, ApJ, 789, 2
Sau2007	Saumon, D., Marley, M. S., Leggett, S. K., Geballe, T. R., et al., 2007, ApJ, 656, 1136
Sau2008	Saumon, D. & Marley, M. S., 2008, ApJ, 689, 1327
Sch2015	Schneider, A. C., Cushing, M C., Kirkpatrick, D., Gelino, C. R., et al., 2015, ApJ., 804, 92
Skr2006	Skrutskie, M. F., Cutri, R. M., Stiening, R., Weinberg, M. D., et al., 2006, AJ, 131, 1163
Spe2015	Spergel, D., Gehrels, N., Baltay, C., Bennett, D., et al., 2015, arXiv:1503.03757
Str1999	Strauss, M. A., Fan, X., Gunn, J. E., Leggett, S. K., et al., 1999, ApJ, 522, L61
Tre2015	Tremblin, P., Amundsen, D. S., Mourier, P., Baraffe, I., et al., 2015, ApJ, 804, L17
Unw2019	Unwin, S. C., AAS Meeting #233, id.#158.04
Wri2010	Wright, E. L., Eisenhardt, P. R. M., Mainzer, A. K., et al., 2010, AJ, 140, 1868
Yor2000	York, D. G., Adelman, J., Anderson, J. E., Jr., Anderson, S. F., et al., 2000, AJ, 120, 1579
Yur2011	Yurchenko, S. N., Barber, R. J. & Tennyson, J., 2011, MNRAS, 413, 1828
Yur2014	Yurchenko, S.N. & Tennyson, J., 2014, MNRAS, 440, 1649