

Control Barrier Functions for Systems with High Relative Degree

Wei Xiao and Calin Belta

Abstract—This paper extends control barrier functions (CBFs) to high order control barrier functions (HOCBFs) that can be used for high relative degree constraints. The proposed HOCBFs are more general than recently proposed (exponential) HOCBFs. We introduce high order barrier functions (HOBFB), and show that their satisfaction of Lyapunov-like conditions implies the forward invariance of the intersection of a series of sets. We then introduce HOCBF, and show that any control input that satisfies the HOCBF constraints renders the intersection of a series of sets forward invariant. We formulate optimal control problems with constraints given by HOCBF and control Lyapunov functions (CLF) and analyze the influence of the choice of the class \mathcal{K} functions used in the definition of the HOCBF on the size of the feasible control region. We also provide a promising method to address the conflict between HOCBF constraints and control limitations by penalizing the class \mathcal{K} functions. We illustrate the proposed method on an adaptive cruise control problem.

I. INTRODUCTION

Barrier functions (BF) are Lyapunov-like functions [19][20], whose use can be traced back to optimization problems [5]. More recently, they have been employed in verification and control, e.g., to prove set invariance [4][15][16][21] and for multi-objective control [14]. Control BF (CBF) are extensions of BFs for control systems. Recently, it has been shown that CBF can be combined with control Lyapunov functions (CLF) [17][3][6][1] as constraints to form quadratic programs (QP) [7] that are solved in real time. The CLF constraints can be relaxed [2] such that they do not conflict with the CBF constraints to form feasible QPs.

In [19] it was proved that if a barrier function for a given set satisfies Lyapunov-like conditions, then the set is forward invariant. A less restrictive form of a barrier function, which is allowed to grow when far away from the boundary of the set, was proposed in [2]. Another approach that allows a barrier function to be zero was proposed in [8] [11]. This simpler form has also been considered in time-varying cases and applied to enforce Signal Temporal Logic (STL) formulas as hard constraints [11].

The barrier functions from [2] and [8] work for constraints that have relative degree one (with respect to the dynamics of the system). A backstepping approach was introduced in [9] to address higher relative degree constraints, and it was shown to work for relative degree two. A CBF method for position-based constraints with relative degree two was also

proposed in [22]. A more general form, which works for for arbitrarily high relative degree constraints, was proposed in [13]. The method in [13] employs input-output linearization and finds a pole placement controller with negative poles to stabilize the barrier function to zero. Thus, this barrier function is an exponential barrier function.

In this paper, we propose a barrier function for high relative degree constraints, called high-order control barrier function (HOCBF), which is simpler and more general than the one from [13]. Our barrier functions are not restricted to exponential functions, and are determined by a set of class \mathcal{K} functions. The general form of a barrier function proposed here is associated with the forward invariance of the intersection of a series of sets.

We formulate optimal control problems with constraints given by HOCBF and CLF and analyze the influence of the choice of the class \mathcal{K} functions used in the definition of the HOCBF on the size of the feasible control region and on the performance of the system. We also show that, by applying penalties on the class \mathcal{K} functions, we can manage possible conflicts between HOCBF constraints and other constraints, such as control limitations. The main advantage of using the general form of HOCBF proposed in this paper is that it can be adapted to different types of systems and constraints.

We illustrate the proposed method on an adaptive cruise control problem. We consider square root, linear and quadratic class \mathcal{K} functions in the HOCBF. The simulations show that the results are heavily dependent on the choice of the class \mathcal{K} functions.

II. PRELIMINARIES

Definition 1: (Class \mathcal{K} function [10]) A continuous function $\alpha : [0, a) \rightarrow [0, \infty)$, $a > 0$ is said to belong to class \mathcal{K} if it is strictly increasing and $\alpha(0) = 0$.

Lemma 1: ([8]) Let $b : [t_0, t_1] \rightarrow \mathbb{R}$ be a continuously differentiable function. If $\dot{b}(t) \geq \alpha(b(t))$, for all $t \in [t_0, t_1]$, where α is a class \mathcal{K} function of its argument, and $b(t_0) \geq 0$, then $b(t) \geq 0, \forall t \in [t_0, t_1]$.

Consider a system of the form

$$\dot{\mathbf{x}} = f(\mathbf{x}), \quad (1)$$

with $\mathbf{x} \in \mathbb{R}^n$ and $f : \mathbb{R}^n \rightarrow \mathbb{R}^n$ locally Lipschitz. Solutions $\mathbf{x}(t)$ of (1), starting at $\mathbf{x}(t_0)$, $t \geq t_0$, are forward complete.

In this paper, we also consider affine control systems in the form

$$\dot{\mathbf{x}} = f(\mathbf{x}) + g(\mathbf{x})\mathbf{u}, \quad (2)$$

where $\mathbf{x} \in \mathbb{R}^n$, f is as defined above, $g : \mathbb{R}^n \rightarrow \mathbb{R}^{n \times q}$ is locally Lipschitz, and $\mathbf{u} \in U \subset \mathbb{R}^q$ (U denotes the control

constraint set) is Lipschitz continuous. Solutions $\mathbf{x}(t)$ of (2), starting at $\mathbf{x}(t_0)$, $t \geq t_0$, are forward complete.

Definition 2: A set $C \subset \mathbb{R}^n$ is forward invariant for system (1) (or (2)) if its solutions starting at all $\mathbf{x}(t_0) \in C$ satisfy $\mathbf{x}(t) \in C$ for $\forall t \geq t_0$.

Let

$$C := \{\mathbf{x} \in \mathbb{R}^n : b(\mathbf{x}) \geq 0\}, \quad (3)$$

where $b : \mathbb{R}^n \rightarrow \mathbb{R}$ is a continuously differentiable function.

Definition 3: (*Barrier function* [8] [11]): The continuously differentiable function $b : \mathbb{R}^n \rightarrow \mathbb{R}$ is a barrier function (BF) for system (1) if there exists a class \mathcal{K} function α such that

$$\dot{b}(\mathbf{x}) + \alpha(b(\mathbf{x})) \geq 0, \quad (4)$$

for all $\mathbf{x} \in C$.

Theorem 1: ([11]) Given a set C as in Eqn. (3), if there exist a BF $b : C \rightarrow \mathbb{R}$, then C is forward invariant for system (1).

Definition 4: (*Control barrier function* [8] [11]): Given a set C as in Eqn. (3), $b(\mathbf{x})$ is a control barrier function (CBF) for system (2) if there exists a class \mathcal{K} function α such that

$$L_f b(\mathbf{x}) + L_g b(\mathbf{x})\mathbf{u} + \alpha(b(\mathbf{x})) \geq 0 \quad (5)$$

for all $\mathbf{x} \in C$.

Theorem 2: ([8], [11]) Given a CBF b with the associated set C from Eqn. (3), any Lipschitz continuous controller $\mathbf{u} \in K_{cbf}(\mathbf{x})$, with

$$K_{cbf}(\mathbf{x}) := \{\mathbf{u} \in U : L_f b(\mathbf{x}) + L_g b(\mathbf{x})\mathbf{u} + \alpha(b(\mathbf{x})) \geq 0\},$$

renders the set C forward invariant for affine control system (2).

Remark 1: The barrier functions in Defs. 3 and 4 can be seen as more general forms of the ones defined in [2]. In particular, it can be shown that, for each barrier function defined in [2], we can always find one in the form in Def. 3.

Definition 5: (*Control Lyapunov function* [1]) A continuously differentiable function $V : \mathbb{R}^n \rightarrow \mathbb{R}$ is a globally and exponentially stabilizing control Lyapunov function (CLF) for system (2) if there exist constants $c_1 > 0, c_2 > 0, c_3 > 0$ such that

$$c_1 \|\mathbf{x}\|^2 \leq V(\mathbf{x}) \leq c_2 \|\mathbf{x}\|^2 \quad (6)$$

$$\inf_{\mathbf{u} \in U} [L_f V(\mathbf{x}) + L_g V(\mathbf{x})\mathbf{u} + c_3 V(\mathbf{x})] \leq 0. \quad (7)$$

for $\forall \mathbf{x} \in \mathbb{R}^n$.

Theorem 3: Given an exponentially stabilizing CLF V as in Def. 5, any Lipschitz continuous controller $\mathbf{u} \in K_{clf}(\mathbf{x})$, with

$$K_{clf}(\mathbf{x}) := \{\mathbf{u} \in U : L_f V(\mathbf{x}) + L_g V(\mathbf{x})\mathbf{u} + c_3 V(\mathbf{x}) \leq 0\},$$

exponentially stabilizes system (2) to its zero dynamics [1] (defined by the dynamics of the internal part if we transform the system to standard form and set the output to zero [10]).

Definition 6: (*Relative degree*) The relative degree of a continuously differentiable function $b : \mathbb{R}^n \rightarrow \mathbb{R}$ with respect to system (2) is the number of times we need to differentiate

it along the dynamics of (2) until the control \mathbf{u} explicitly shows.

In this paper, since function b is used to define a constraint $b(\mathbf{x}) \geq 0$, we will also refer to the relative degree of b as the relative degree of the constraint.

Many existing works [2], [11], [13] combine CBF and CLF with quadratic costs to form optimization problems. Time is discretized and an optimization problem with constraints given by CBF and CLF is solved at each time step. Note that these constraints are linear in control since the state is fixed at the value at the beginning of the interval, and therefore the optimization problem is a quadratic program (QP). The optimal control obtained by solving the QP is applied at the current time step and held constant for the whole interval. The dynamics (2) is updated, and the procedure is repeated. It is important to note that this method works conditioned upon the fact that the control input shows up in (5), i.e., $L_g b(\mathbf{x}) \neq 0$.

III. HIGH ORDER CONTROL BARRIER FUNCTIONS

In this section, we define high order barrier functions (HOBFB) and high order control barrier functions (HOCBF). We use a simple example to motivate the need for such functions and to illustrate the main ideas.

A. Example: Simplified Adaptive Cruise Control

Consider the simplified adaptive cruise control (SACC) problem¹ with the vehicle dynamics for vehicle $i \in S(t)$ (where $S(t)$ denotes the set of indices of vehicles in an urban area at time t) in the form:

$$\begin{bmatrix} \dot{x}_i(t) \\ \dot{v}_i(t) \end{bmatrix} = \begin{bmatrix} v_i(t) \\ 0 \end{bmatrix} + \begin{bmatrix} 0 \\ 1 \end{bmatrix} u_i(t), \quad (8)$$

where $x_i(t)$ and $v_i(t)$ denote the position and velocity of vehicle i along its lane, respectively, and $u_i(t)$ is its control input.

Following [12], we require that the distance between vehicle $i \in S(t)$ and its immediately preceding vehicle $i_p \in S(t)$ (the coordinates x_i and x_{i_p} of vehicles i and i_p , respectively, are measured from the same origin and $x_{i_p}(t) \geq x_i(t), \forall t \geq t_i^0$) be greater than a constant $\delta > 0$ for all the times, i.e.,

$$x_{i_p}(t) - x_i(t) \geq \delta, \forall t \geq t_i^0. \quad (9)$$

Assume i_p runs at constant speed v_0 . In order to use CBF to find control input for i such that the safety constraint (9) is always satisfied, any control input $u_i(t)$ should satisfy

$$\underbrace{v_0 - v_i(t)}_{L_f b(\mathbf{x}_i(t))} + \underbrace{0}_{L_g b(\mathbf{x}_i(t))} \times u_i(t) + \underbrace{x_{i_p}(t) - x_i(t) - \delta}_{\alpha(b(\mathbf{x}_i(t)))} \geq 0. \quad (10)$$

Notice that $L_g b(\mathbf{x}_i(t)) = 0$ in (10), so the control input $u_i(t)$ does not show up. Therefore, we cannot use these barrier functions to formulate an optimization problem as described at the end of Sec. II.

¹A more realistic version of this problem, called the adaptive cruise control problem (ACC), is defined in Sec. IV.

B. High Order Barrier Function (HOBF)

As in [11], we consider a time-varying function to define an invariant set for system (1). For a m^{th} order differentiable function $b : \mathbb{R}^n \times [t_0, \infty) \rightarrow \mathbb{R}$ (where t_0 denotes the initial time), we define a series of functions $\psi_0 : \mathbb{R}^n \times [t_0, \infty) \rightarrow \mathbb{R}$, $\psi_1 : \mathbb{R}^n \times [t_0, \infty) \rightarrow \mathbb{R}$, $\psi_2 : \mathbb{R}^n \times [t_0, \infty) \rightarrow \mathbb{R}$, \dots , $\psi_m : \mathbb{R}^n \times [t_0, \infty) \rightarrow \mathbb{R}$ in the form:

$$\begin{aligned} \psi_0(\mathbf{x}, t) &:= b(\mathbf{x}, t) \\ \psi_1(\mathbf{x}, t) &:= \dot{\psi}_0(\mathbf{x}, t) + \alpha_1(\psi_0(\mathbf{x}, t)), \\ \psi_2(\mathbf{x}, t) &:= \dot{\psi}_1(\mathbf{x}, t) + \alpha_2(\psi_1(\mathbf{x}, t)), \\ &\vdots \\ \psi_m(\mathbf{x}, t) &:= \dot{\psi}_{m-1}(\mathbf{x}, t) + \alpha_m(\psi_{m-1}(\mathbf{x}, t)), \end{aligned} \quad (11)$$

where $\alpha_1(\cdot), \alpha_2(\cdot), \dots, \alpha_m(\cdot)$ denote class \mathcal{K} functions of their argument.

We further define a series of sets $C_1(t), C_2(t), \dots, C_m(t)$ associated with (11) in the form:

$$\begin{aligned} C_1(t) &:= \{\mathbf{x} \in \mathbb{R}^n : \psi_0(\mathbf{x}, t) \geq 0\} \\ C_2(t) &:= \{\mathbf{x} \in \mathbb{R}^n : \psi_1(\mathbf{x}, t) \geq 0\} \\ &\vdots \\ C_m(t) &:= \{\mathbf{x} \in \mathbb{R}^n : \psi_{m-1}(\mathbf{x}, t) \geq 0\} \end{aligned} \quad (12)$$

Definition 7: Let $C_1(t), C_2(t), \dots, C_m(t)$ be defined by (12) and $\psi_1(\mathbf{x}, t), \psi_2(\mathbf{x}, t), \dots, \psi_m(\mathbf{x}, t)$ be defined by (11). A function $b : \mathbb{R}^n \times [t_0, \infty) \rightarrow \mathbb{R}$ is a high order barrier function (HOBF) that is m^{th} order differentiable for system (1) if there exist differentiable class \mathcal{K} functions $\alpha_1, \alpha_2 \dots \alpha_m$ such that

$$\psi_m(\mathbf{x}(t), t) \geq 0 \quad (13)$$

for all $(\mathbf{x}, t) \in C_1(t) \cap C_2(t) \cap \dots \cap C_m(t) \times [t_0, \infty)$.

Note that $\dot{\psi}_i(\mathbf{x}, t) = \frac{d\psi_i(\mathbf{x}, t)}{dt} = \frac{\partial \psi_i(\mathbf{x}, t)}{\partial \mathbf{x}} \dot{\mathbf{x}} + \frac{\partial \psi_i(\mathbf{x}, t)}{\partial t}$, $\forall i \in \{1, 2, \dots, m-1\}$.

Theorem 4: The set $C_1(t) \cap C_2(t) \cap \dots \cap C_m(t)$ is forward invariant for system (1) if $b(\mathbf{x}(t), t)$ is a HOBF that is m^{th} order differentiable.

Proof: If $b(\mathbf{x}(t), t)$ is a HOBF that is m^{th} order differentiable, then $\psi_m(\mathbf{x}(t), t) \geq 0$ for $\forall t \in [t_0, \infty)$, i.e., $\dot{\psi}_{m-1}(\mathbf{x}(t), t) + \alpha_m(\psi_{m-1}(\mathbf{x}(t), t)) \geq 0$. By Lemma 1, since $\mathbf{x}(t_0) \in C_m(t_0)$ (i.e., $\psi_{m-1}(\mathbf{x}(t_0), t_0) \geq 0$), and $\psi_{m-1}(\mathbf{x}(t), t)$ is an explicit form of $\psi_{m-1}(t)$, then $\psi_{m-1}(\mathbf{x}(t), t) \geq 0$, $\forall t \in [t_0, \infty)$, i.e., $\dot{\psi}_{m-2}(\mathbf{x}(t), t) + \alpha_{m-1}(\psi_{m-2}(\mathbf{x}(t), t)) \geq 0$. Again, by Lemma 1, since $\mathbf{x}(t_0) \in C_{m-1}(t_0)$, we also have $\psi_{m-2}(\mathbf{x}(t), t) \geq 0$, $\forall t \in [t_0, \infty)$. Iteratively, we can get $\mathbf{x}(t) \in C_i(t)$, $\forall i \in \{1, 2, \dots, m\}$, $\forall t \in [t_0, \infty)$. Therefore, the sets $C_1(t), C_2(t) \dots C_m(t)$ are forward invariant. ■

Remark 2: The sets $C_1(t), C_2(t), \dots, C_m(t)$ should have a non-empty intersection at t_i^0 in order to satisfy the forward invariance condition starting from t_i^0 in Thm. 4. If $b(\mathbf{x}(t_0), t_0) \geq 0$, we can always choose proper class \mathcal{K} functions $\alpha_1(\cdot), \alpha_2(\cdot), \dots, \alpha_m(\cdot)$ to make $\psi_1(\mathbf{x}(t_0), t_0) \geq 0, \psi_2(\mathbf{x}(t_0), t_0) \geq 0, \dots, \psi_{m-1}(\mathbf{x}(t_0), t_0) \geq 0$. There are

some extreme cases, however, when this is not possible. For example, if $\psi_0(\mathbf{x}(t_0), t_0) = 0$ and $\dot{\psi}_0(\mathbf{x}(t_0), t_0) < 0$, then $\psi_1(\mathbf{x}(t_0), t_0)$ is always negative no matter how we choose $\alpha_1(\cdot)$. Similarly, if $\psi_0(\mathbf{x}(t_0), t_0) = 0, \dot{\psi}_0(\mathbf{x}(t_0), t_0) = 0$ and $\dot{\psi}_1(\mathbf{x}(t_0), t_0) < 0, \psi_2(\mathbf{x}(t_0), t_0)$ is also always negative, etc.. To deal with such extreme cases (as with the case when $b(\mathbf{x}(t_0), t_0) < 0$), we would need a feasibility enforcement method, which is beyond the scope of this paper.

C. High Order Control Barrier Function (HOCBF)

Definition 8: Let $C_1(t), C_2(t), \dots, C_m(t)$ be defined by (12) and $\psi_1(\mathbf{x}, t), \psi_2(\mathbf{x}, t), \dots, \psi_m(\mathbf{x}, t)$ be defined by (11). A function $b : \mathbb{R}^n \times [t_0, \infty) \rightarrow \mathbb{R}$ is a high order control barrier function (HOCBF) of relative degree m for system (2) if there exist differentiable class \mathcal{K} functions $\alpha_1, \alpha_2, \dots, \alpha_m$ such that

$$\begin{aligned} L_f^m b(\mathbf{x}, t) + L_g L_f^{m-1} b(\mathbf{x}, t) \mathbf{u} + \frac{\partial^m b(\mathbf{x}, t)}{\partial t^m} \\ + O(b(\mathbf{x}, t)) + \alpha_m(\psi_{m-1}(\mathbf{x}, t)) \geq 0, \end{aligned} \quad (14)$$

for all $(\mathbf{x}, t) \in C_1(t) \cap C_2(t) \cap \dots \cap C_m(t) \times [t_0, \infty)$. In the above equation, $O(\cdot)$ denotes the remaining Lie derivatives along f and partial derivatives with respect to t with degree less than or equal to $m-1$.

Given a HOCBF b , we define the set of all control values that satisfy (14) as:

$$\begin{aligned} K_{hocbf} = \{\mathbf{u} \in U : L_f^m b(\mathbf{x}, t) + L_g L_f^{m-1} b(\mathbf{x}, t) \mathbf{u} \\ + \frac{\partial^m b(\mathbf{x}, t)}{\partial t^m} + O(b(\mathbf{x}, t)) + \alpha_m(\psi_{m-1}(\mathbf{x}, t)) \geq 0\} \end{aligned} \quad (15)$$

Theorem 5: Given a HOCBF $b(\mathbf{x}, t)$ from Def. 8 with the associated sets $C_1(t), C_2(t), \dots, C_m(t)$ defined by (12), if $\mathbf{x}(t_0) \in C_1(t_0) \cap C_2(t_0) \cap \dots \cap C_m(t_0)$, then any Lipschitz continuous controller $\mathbf{u}(t) \in K_{hocbf}$ renders the set $C_1(t) \cap C_2(t) \cap \dots \cap C_m(t)$ forward invariant for system (2).

Proof: Since $\mathbf{u}(t)$ is Lipschitz continuous and $\mathbf{u}(t)$ only shows up in the last equation of (11) when we take Lie derivative on (11), we have that $\psi_m(\mathbf{x}, t)$ is also Lipschitz continuous. The system states in (2) are all continuously differentiable, so $\psi_1(\mathbf{x}, t), \psi_2(\mathbf{x}, t), \dots, \psi_{m-1}(\mathbf{x}, t)$ are also continuously differentiable. Therefore, the HOCBF has the same property as the HOBF in Def. 7, and the proof is the same as the one for Theorem 4. ■

Note that, if we have a constraint $b(\mathbf{x}, t) \geq 0$ with relative degree m , then the number of sets is also m .

Remark 3: The general, time-varying HOCBF introduced in Def. 8, can be used for general, time-varying constraints (e.g., signal temporal logic specifications [11]) and systems. However, the ACC problem (we will consider in this paper) has time-invariant system dynamics and constraints. Therefore, in the rest of this paper, we focus on time-invariant versions for simplicity.

Remark 4: (*Relationship between time-invariant HOCBF and exponential CBF in [13]*) In Def. 7, if we set class \mathcal{K} functions $\alpha_1, \alpha_2 \dots \alpha_m$ to be linear functions with positive

coefficients, then we can get exactly the same formulation as in [13] that is obtained through input-output linearization. i.e.,

$$\begin{aligned}\psi_1(\mathbf{x}) &:= \dot{b}(\mathbf{x}) + k_1 b(\mathbf{x}) \\ \psi_2(\mathbf{x}) &:= \dot{\psi}_1(\mathbf{x}) + k_2 \psi_1(\mathbf{x}) \\ &\vdots \\ \psi_m(\mathbf{x}) &:= \dot{\psi}_{m-1}(\mathbf{x}) + k_m \psi_{m-1}(\mathbf{x})\end{aligned}\quad (16)$$

where $k_1 > 0, k_2 > 0, \dots, k_m > 0$. The time-invariant HOCBF is the generalization of exponential CBF.

Example revisited. For the SACC problem introduced in Sec. III-A, the relative degree of the constraint from Eqn. (9) is 2. Therefore, we need a HOCBF with $m = 2$.

We choose quadratic class \mathcal{K} functions for both $\alpha_1(\cdot)$ and $\alpha_2(\cdot)$, i.e., $\alpha_1(b(\mathbf{x}_i(t))) = b^2(\mathbf{x}_i(t))$ and $\alpha_2(\psi_1(\mathbf{x}_i(t))) = \psi_1^2(\mathbf{x}_i(t))$. In order for $b(\mathbf{x}_i(t)) := x_{i_p}(t) - x_i(t) - \delta$ to be a HOCBF for (8), it should satisfy the following constraint:

$$\begin{aligned}\ddot{b}(\mathbf{x}_i(t)) + 2\dot{b}(\mathbf{x}_i(t))b(\mathbf{x}_i(t)) + \dot{b}^2(\mathbf{x}_i(t)) \\ + 2\dot{b}(\mathbf{x}_i(t))b^2(\mathbf{x}_i(t)) + b^4(\mathbf{x}_i(t)) \geq 0.\end{aligned}\quad (17)$$

A control input $u(t)$ should satisfy

$$\begin{aligned}L_f^2 b(\mathbf{x}_i(t)) + L_g L_f b(\mathbf{x}_i(t))u_i(t) + 2b(\mathbf{x}_i(t))L_f b(\mathbf{x}_i(t)) \\ + (L_f b(\mathbf{x}_i(t)))^2 + 2b^2(\mathbf{x}_i(t))L_f b(\mathbf{x}_i(t)) + b^4(\mathbf{x}_i(t)) \geq 0.\end{aligned}\quad (18)$$

Note that $L_g L_f b(\mathbf{x}_i(t), t) \neq 0$ in (18) and the initial conditions are $b(\mathbf{x}_i(t_i^0)) \geq 0$ and $\dot{b}(\mathbf{x}_i(t_i^0)) + b^2(\mathbf{x}_i(t_i^0)) \geq 0$.

D. Optimal Control for Time-Invariant Constraints

Consider an optimal control problem for system (2) with the cost defined as:

$$J(\mathbf{u}(t)) = \int_{t_0}^{t_f} \mathcal{C}(\|\mathbf{u}(t)\|) dt \quad (19)$$

where $\|\cdot\|$ denotes the 2-norm of a vector. t_0, t_f denote the initial and final times, respectively, and $\mathcal{C}(\cdot)$ is a strictly increasing function of its argument. Assume a time-invariant (safety) constraint $b(\mathbf{x}) \geq 0$ with relative degree m has to be satisfied by system (2). Then the control input \mathbf{u} should satisfy the time-invariant HOCBF version of the constraint from (14):

$$L_f^m b(\mathbf{x}) + L_g L_f^{m-1} b(\mathbf{x})\mathbf{u} + O(b(\mathbf{x})) + \alpha_m(\psi_{m-1}(\mathbf{x})) \geq 0 \quad (20)$$

with $\mathbf{x}(t_0) \in C_1(t_0) \cap C_2(t_0) \cap \dots \cap C_m(t_0)$.

If convergence to a given state is required in addition to optimality and safety, then, as in [2], HOCBF can be combined with CLF. We discretize the time and formulate a cost (19) while subjecting to the HOCBF constraint (20) and CLF constraint (7) at each time. With the optimal control input \mathbf{u} obtained from (19) subject to (20), (7) and (2) at each time instant, we update the system dynamics (2) for each time step, and the procedure is repeated. Then $C_1(t) \cap C_2(t) \cap \dots \cap C_m(t)$ is forward invariant, i.e., the safety constraint $b(\mathbf{x}) \geq 0$ is satisfied for (2), $\forall t \in [t_0, t_f]$.

E. Time-invariant HOCBF Properties

In this section, we consider how we should properly choose class \mathcal{K} functions $\alpha_1, \alpha_2, \dots, \alpha_m$ for a time-invariant HOCBF such that the performance of system (2) and the feasibility of the optimal control problem defined in Sec. III-D are improved. For simplicity, in this section we assume that the term $L_g L_f^{m-1} b(\mathbf{x}(t))$ in (20) does not change sign for all $t \in [t_0, t_f]$.

1) **Feasible Region of Control Input:** For an optimal control problem as defined in Sec. III-D, we rewrite the time-invariant HOCBF constraint (20) as

$$\mathbf{u} \leq \frac{L_f^m b(\mathbf{x}) + O(b(\mathbf{x})) + \alpha_m(\psi_{m-1}(\mathbf{x}))}{-L_g L_f^{m-1} b(\mathbf{x})} \quad (21)$$

if $L_g L_f^{m-1} b(\mathbf{x}) < 0$ (otherwise, the inequality in (21) should be \geq).

Suppose we also have control limitations

$$\mathbf{u}_{min} \leq \mathbf{u}(t) \leq \mathbf{u}_{max}, \forall t \in [t_0, t_f] \quad (22)$$

for system (2), where $\mathbf{u}_{min}, \mathbf{u}_{max} \in \mathbb{R}^q$. If $\frac{L_f^m b(\mathbf{x}(t_0)) + O(b(\mathbf{x}(t_0))) + \alpha_m(\psi_{m-1}(\mathbf{x}(t_0)))}{-L_g L_f^{m-1} b(\mathbf{x}(t_0))} < \mathbf{u}_{max}$ (or $> \mathbf{u}_{min}$ if $L_g L_f^{m-1} b(\mathbf{x}) > 0$), then (21) is active at t_0 and may remain active for all $t \geq t_0$ such that \mathbf{u} cannot take the value \mathbf{u}_{max} . This implies that the system performance is reduced by the HOCBF constraint (21).

We want (21) to be active when $b(\mathbf{x})$ is close to 0. The terms $L_f^m b(\mathbf{x})$ and $L_g L_f^{m-1} b(\mathbf{x}(t))$ in (21) depend only on the safety constraint itself and system (2) (not affected by the definition of HOCBF), and the term $O(b(\mathbf{x}))$ (could be positive or negative) depends on the safety constraint, system (2) and the derivatives of class \mathcal{K} functions $\alpha_1, \alpha_2, \dots, \alpha_{m-1}$, while $\alpha_m(\psi_{m-1}(\mathbf{x})) > 0$ depends heavily on these class \mathcal{K} functions and it takes big positive values when $b(\mathbf{x}) \gg 1, \psi_1(\mathbf{x}) \gg 1, \dots, \psi_{m-1}(\mathbf{x}) \gg 1$ such that $\alpha_m(\psi_{m-1}(\mathbf{x})) + O(b(\mathbf{x}))$ can also take big positive values. Thus, if these class \mathcal{K} functions are high order polynomial functions, the right hand side of (21) tends to be bigger (or smaller if $L_g L_f^{m-1} b(\mathbf{x}) > 0$) compared with the low order polynomial functions when $b(\mathbf{x}) \gg 1, \psi_1(\mathbf{x}) \gg 1, \dots, \psi_{m-1}(\mathbf{x}) \gg 1$. In other words, the feasible region for \mathbf{u} is larger under high order polynomial class \mathcal{K} functions. However, the right hand side of (21) may be smaller (usually negative) in high order polynomial functions than low order polynomial functions when all of $b(\mathbf{x}), \psi_1(\mathbf{x}), \dots, \psi_{m-1}(\mathbf{x})$ become small.

Remark 5: The significance of larger feasible region for \mathbf{u} lies in the fact that an optimal control problem will not be over-constrained by the time-invariant HOCBF constraint (21). If a problem is over-constrained, the system performance is reduced. The HOCBF may decrease faster to zero under low order polynomial class \mathcal{K} functions than high order ones since (21) is less restrictive on \mathbf{u} when the HOCBF is close to zero. We will illustrate these properties in the ACC case study in Sec. IV.

2) **Conflict between Control Input Limitation and HOCBF Constraint (21)**: The constraint (21) may conflict with \mathbf{u}_{min} in (22) (or \mathbf{u}_{max} if $L_g L_f^{m-1} b(\mathbf{x}) > 0$). If this happens, the optimal control problem becomes infeasible. For the ACC problem defined in [2], this conflict is addressed by considering the minimum braking distance, which results in another complex safety constraint.

However, we may need to approximate the minimum braking distance with this method when we have non-linear dynamics and a cooperative optimization control problem [23]. This conflict is hard to address for high-dimensional systems. Here, we discuss how we may deal with this conflict using the HOCBF introduced in this paper.

When (21) becomes active, its right hand side should be large enough such that (21) does not conflict with \mathbf{u}_{min} . Instead of choosing low order polynomial class \mathcal{K} functions, which conflict with the recommendation from the previous subsection, we add penalties $p_1 > 0, p_2 > 0, \dots, p_m > 0$:

$$\begin{aligned} \psi_1(\mathbf{x}) &:= \dot{b}(\mathbf{x}) + p_1 \alpha_1(b(\mathbf{x})) \\ \psi_2(\mathbf{x}) &:= \dot{\psi}_1(\mathbf{x}) + p_2 \alpha_2(\psi_1(\mathbf{x})) \\ &\vdots \\ \psi_m(\mathbf{x}) &:= \dot{\psi}_{m-1}(\mathbf{x}) + p_m \alpha_m(\psi_{m-1}(\mathbf{x})) \end{aligned} \quad (23)$$

Remark 6: The penalties p_1, p_2, \dots, p_m also limit the feasible region of \mathbf{u} as the class \mathcal{K} functions, but this limitation is weak when $b(\mathbf{x}) \gg 1, \psi_1(\mathbf{x}) \gg 1, \dots, \psi_{m-1}(\mathbf{x}) \gg 1$ such that the idea from the previous subsection may still work to improve the system performance. This is helpful when we want to make the HOCBF constraint (21) comply with the control limitation by choosing small enough p_1, p_2, \dots, p_m , but the initial conditions should also be satisfied, i.e., $\mathbf{x}(t_0) \in C_1(t_0) \cap C_2(t_0) \cap \dots \cap C_m(t_0)$.

IV. ACC PROBLEM FORMULATION

In this section, we consider a more realistic version of the adaptive cruise control (ACC) problem introduced in Sec.III-A, which was referred to as the simplified adaptive cruise control (SACC) problem. we consider that the safety constraint is critical and study the properties of HOCBF discussed in Sec.III-E.

A. Vehicle Dynamics

Recall that $S(t)$ denotes the set of vehicle indices in an urban area at time t . Instead of using the simple dynamics in (8), we consider more accurate vehicle dynamics for $i \in S(t)$ in the form:

$$m_i \dot{v}_i(t) = u_i(t) - F_r(v_i(t)) \quad (24)$$

where $u_i(t)$ denotes the control input of vehicle i , m_i denotes its mass, $v_i(t)$ denotes its velocity. $F_r(v_i(t))$ denotes the resistance force, which is expressed [10] as:

$$F_r(v_i(t)) = f_0 \text{sgn}(v_i(t)) + f_1 v_i(t) + f_2 v_i^2(t), \quad (25)$$

where $f_0 > 0, f_1 > 0$ and $f_2 > 0$ are scalars determined empirically. The first term in $F_r(v(t))$ denotes the coulomb

friction force, the second term denotes the viscous friction force and the last term denotes the aerodynamic drag.

With $\mathbf{x}_i(t) := (x_i(t), v_i(t))$, we rewrite the dynamics as:

$$\underbrace{\begin{bmatrix} \dot{x}_i(t) \\ \dot{v}_i(t) \end{bmatrix}}_{\dot{\mathbf{x}}_i(t)} = \underbrace{\begin{bmatrix} v_i(t) \\ -\frac{1}{m_i} F_r(v_i(t)) \end{bmatrix}}_{f(\mathbf{x}_i(t))} + \underbrace{\begin{bmatrix} 0 \\ \frac{1}{m_i} \end{bmatrix}}_{g(\mathbf{x}_i(t))} u_i(t) \quad (26)$$

where $x_i(t)$ denotes the position in the lane.

Constraint1 (Vehicle limitations): There are constraints on the speed and acceleration for each $i \in S(t)$, i.e.,

$$\begin{aligned} v_{min} &\leq v_i(t) \leq v_{max}, \forall t \in [t_i^0, t_i^f], \\ -c_d m_i g &\leq u_i(t) \leq c_a m_i g, \forall t \in [t_i^0, t_i^f], \end{aligned} \quad (27)$$

where t_i^0, t_i^f denote the time instants that i_p (recall that i_p denotes the index of the vehicle which immediately precedes i - if one is present) precedes i and i_p no longer precedes i , respectively. $v_{max} > 0$ and $v_{min} \geq 0$ denote the maximum and minimum allowed speeds, while $c_d > 0$ and $c_a > 0$ are deceleration and acceleration coefficients (we use the form (27) instead of (22) to note that the maximum and minimum control inputs depend on m_i), respectively, and g is the gravity constant.

Constraint2 (Safety constraint): We require that the distance $z_{i,i_p}(t) := x_{i_p}(t) - x_i(t)$ satisfy

$$z_{i,i_p}(t) \geq \delta, \quad \forall t \in [t_i^0, t_i^f], \quad (28)$$

where $\delta > 0$ is determined by the length of the two vehicles (generally dependent on i and i_p but taken to be a constant over all vehicles for simplicity).

Objective1 (Desired Speed): The vehicle $i \in S(t)$ always attempts to achieve a desired speed v_d .

Objective2 (Minimum Energy Consumption): We also want to minimize the energy consumption:

$$J_i(u_i(t)) = \int_{t_i^0}^{t_i^f} \left(\frac{u_i(t) - F_r(v_i(t))}{m_i} \right)^2 dt, \quad (29)$$

Problem 1: Determine control laws to achieve Objectives 1, 2 subject to Constraints 1, 2, for each vehicle $i \in S(t)$ governed by dynamics (26).

We use the HOCBF method to impose Constraints 1 and 2 on control input and a control Lyapunov function [1] to achieve Objective 1. We capture Objective 2 in the cost of the optimization problem.

V. ACC PROBLEM REFORMULATION

For **Problem 1**, we use the quadratic program (QP) - based method introduced in [2]. We consider three different types of class \mathcal{K} functions (square root, linear and quadratic functions) to define a HOCBF for Constraint 2.

A. Desired Speed (Objective 1)

We use a control Lyapunov function to stabilize $v_i(t)$ to v_d and relax the corresponding constraint (7) to make it a soft constraint [1]. Consider a Lyapunov function $V_{acc}(\mathbf{x}_i(t)) := (v_i(t) - v_d)^2$, with $c_1 = c_2 = 1$ and $c_3 = \epsilon > 0$ in Def. 5. Any control input $u_i(t)$ should satisfy

$$\underbrace{\frac{2(v_i(t) - v_d)}{m_i} F_r(v_i(t)) + \epsilon(v_i(t) - v_d)^2}_{L_f V_{acc}(\mathbf{x}_i(t))} + \underbrace{\frac{2(v_i(t) - v_d)}{m_i} u_i(t)}_{L_g V_{acc}(\mathbf{x}_i(t))} \leq \delta_{acc}(t) \quad (30)$$

$\forall t \in [t_i^0, t_i^f]$. Here $\delta_{acc}(t)$ denotes a relaxation variable that makes (30) a soft constraint.

B. Vehicle Limitations (Constraint 1)

Since the relative degrees of speed limitations are 1, we use HOCBFs with $m = 1$ to map the limitations from speed $v_i(t)$ to control input $u_i(t)$. Let $b_{i,1}(\mathbf{x}_i(t)) := v_{max} - v_i(t)$, $b_{i,2}(\mathbf{x}_i(t)) := v_i(t) - v_{min}$ and choose $\alpha_1(b_{1,q}) = b_{1,q}$, $q \in \{1, 2\}$ in Def. 8 for both HOCBFs. Then any control input $u_i(t)$ should satisfy

$$\underbrace{\frac{F_r(v_i(t))}{m_i}}_{L_f b_{i,1}(\mathbf{x}_i(t))} + \underbrace{\frac{-1}{m_i}}_{L_g b_{i,1}(\mathbf{x}_i(t))} u_i(t) + \underbrace{v_{max} - v_i(t)}_{b_{i,1}(\mathbf{x}_i(t))} \geq 0, \quad (31)$$

$$\underbrace{\frac{-F_r(v_i(t))}{m_i}}_{L_f b_{i,2}(\mathbf{x}_i(t))} + \underbrace{\frac{1}{m_i}}_{L_g b_{i,2}(\mathbf{x}_i(t))} u_i(t) + \underbrace{v_i(t) - v_{min}}_{b_{i,2}(\mathbf{x}_i(t))} \geq 0. \quad (32)$$

Since the control limitations are already constraints on control input, we do not need HOCBFs for them.

C. Safety Constraint (Constraint 2)

The relative degree of the safety constraint (28) is two. Therefore, we need to define a HOCBF with $m = 2$. Let $b(\mathbf{x}_i(t)) := z_{i,i_p}(t) - \delta$. We consider three different forms of class \mathcal{K} functions in Def. 8 (with a penalty $p > 0$ on both α_1, α_2 for all forms like (23):

Form 1: α_1 is linear, α_2 is square root:

$$\begin{aligned} \psi_1(\mathbf{x}_i(t)) &:= \dot{b}(\mathbf{x}_i(t)) + pb(\mathbf{x}_i(t)) \\ \psi_2(\mathbf{x}_i(t)) &:= \dot{\psi}_1(\mathbf{x}_i(t)) + p\sqrt{\psi_1(\mathbf{x}_i(t))} \end{aligned} \quad (33)$$

Combining the dynamics (26) with (33), any control input $u_i(t)$ should satisfy

$$\underbrace{\frac{F_r(v_i(t))}{m_i}}_{L_f^2 b(\mathbf{x}_i(t))} + \underbrace{\frac{-1}{m_i}}_{L_g L_f b(\mathbf{x}_i(t))} u_i(t) + p\dot{b}(\mathbf{x}_i(t)) + p\sqrt{\dot{b}(\mathbf{x}_i(t)) + pb(\mathbf{x}_i(t))} \geq 0. \quad (34)$$

Form 2: Both α_1 and α_2 are linear:

$$\begin{aligned} \psi_1(\mathbf{x}_i(t)) &:= \dot{b}(\mathbf{x}_i(t)) + pb(\mathbf{x}_i(t)) \\ \psi_2(\mathbf{x}_i(t)) &:= \dot{\psi}_1(\mathbf{x}_i(t)) + p\psi_1(\mathbf{x}_i(t)) \end{aligned} \quad (35)$$

Combining the dynamics (26) with (35), any control input $u_i(t)$ should satisfy

$$\underbrace{\frac{F_r(v_i(t))}{m_i}}_{L_f^2 b(\mathbf{x}_i(t))} + \underbrace{\frac{-1}{m_i}}_{L_g L_f b(\mathbf{x}_i(t))} u_i(t) + 2p\dot{b}(\mathbf{x}_i(t)) + p^2 b(\mathbf{x}_i(t)) \geq 0. \quad (36)$$

Form 3: Both α_1 and α_2 are quadratic:

$$\begin{aligned} \psi_1(\mathbf{x}_i(t)) &:= \dot{b}(\mathbf{x}_i(t)) + pb^2(\mathbf{x}_i(t)) \\ \psi_2(\mathbf{x}_i(t)) &:= \dot{\psi}_1(\mathbf{x}_i(t)) + p\psi_1^2(\mathbf{x}_i(t)) \end{aligned} \quad (37)$$

Combining the dynamics (26) with (37), any control input $u_i(t)$ should satisfy

$$\underbrace{\frac{F_r(v_i(t))}{m_i}}_{L_f^2 b(\mathbf{x}_i(t))} + \underbrace{\frac{-1}{m_i}}_{L_g L_f b(\mathbf{x}_i(t))} u_i(t) + 2p\dot{b}(\mathbf{x}_i(t))b(\mathbf{x}_i(t)) + p\dot{b}^2(\mathbf{x}_i(t)) + 2p^2\dot{b}(\mathbf{x}_i(t))b^2(\mathbf{x}_i(t)) + p^3b^4(\mathbf{x}_i(t)) \geq 0. \quad (38)$$

D. Reformulated ACC Problem

We partition the time interval $[t_i^0, t_i^f]$ into a set of equal time intervals $\{[t_i^0, t_i^0 + \Delta t), [t_i^0 + \Delta t, t_i^0 + 2\Delta t), \dots\}$, where $\Delta t > 0$. In each interval $[t_i^0 + \omega\Delta t, t_i^0 + (\omega + 1)\Delta t)$ ($\omega = 0, 1, 2, \dots$), we assume the control is constant (i.e., the overall control will be piece-wise constant), and reformulate (approximately) **Problem 1** as a set of QPs. Specifically, at $t = t_i^0 + \omega\Delta t$ ($\omega = 0, 1, 2, \dots$), we solve

$$\mathbf{u}_i^*(t) = \arg \min_{\mathbf{u}_i(t)} \frac{1}{2} \mathbf{u}_i(t)^T H \mathbf{u}_i(t) + F^T \mathbf{u}_i(t) \quad (39)$$

$$\mathbf{u}_i(t) = \begin{bmatrix} u_i(t) \\ \delta_{acc}(t) \end{bmatrix}, H = \begin{bmatrix} \frac{2}{m_i^2} & 0 \\ 0 & 2p_{acc} \end{bmatrix}, F = \begin{bmatrix} \frac{-2F_r(v_i(t))}{m_i^2} \\ 0 \end{bmatrix}.$$

subject to

$$A_{\text{clf}} \mathbf{u}_i(t) \leq b_{\text{clf}},$$

$$A_{\text{limit}} \mathbf{u}_i(t) \leq b_{\text{limit}},$$

$$A_{\text{hocbf_safety}} \mathbf{u}_i(t) \leq b_{\text{hocbf_safety}},$$

where $p_{acc} > 0$ and the constraint parameters are

$$\begin{aligned} A_{\text{clf}} &= [L_g V_{acc}(\mathbf{x}_i(t)), \quad -1], \\ b_{\text{clf}} &= -L_f V_{acc}(\mathbf{x}_i(t)) - \epsilon V_{acc}(\mathbf{x}_i(t)). \end{aligned}$$

$$\begin{aligned} A_{\text{limit}} &= \begin{bmatrix} -L_g b_{i,1}(\mathbf{x}_i(t)), & 0 \\ -L_g b_{i,2}(\mathbf{x}_i(t)), & 0 \\ 1, & 0 \end{bmatrix}, \\ b_{\text{limit}} &= \begin{bmatrix} L_f b_{i,1}(\mathbf{x}_i(t)) + b_{i,1}(\mathbf{x}_i(t)) \\ L_f b_{i,2}(\mathbf{x}_i(t)) + b_{i,1}(\mathbf{x}_i(t)) \\ c_a m_i g \end{bmatrix}. \end{aligned}$$

$$A_{\text{hocbf_safety}} = [-L_g L_f b(\mathbf{x}_i(t)), \quad 0],$$

TABLE I
SIMULATION PARAMETERS FOR *Problem 1*

Parameter	Value	Units
$v_i(t_i^0)$	20	m/s
$z_{i,i_p}(t_i^0)$	100	m
δ	10	m
$v_{i_p}(t)$	13.89	m/s
m_i	1650	kg
g	9.81	m/s ²
f_0	0.1	N
f_1	5	Ns/m
f_2	0.25	Ns ² /m
v_{max}	30	m/s
v_{min}	0	m/s
Δt	0.1	s
ϵ	10	unitless
c_a	0.4	unitless
c_d	0.4	unitless
p_{acc}	1	unitless

$$b_{\text{hocbf_safety}} \left\{ \begin{array}{l} = L_f^2 b(\mathbf{x}_i(t)) + p\dot{b}(\mathbf{x}_i(t)) \\ \quad + p\sqrt{\dot{b}(\mathbf{x}_i(t)) + p\dot{b}(\mathbf{x}_i(t))}, \quad \text{for Form 1,} \\ = L_f^2 b(\mathbf{x}_i(t)) + 2p\dot{b}(\mathbf{x}_i(t)) \\ \quad + p^2 b(\mathbf{x}_i(t)), \quad \text{for Form 2,} \\ = L_f^2 b(\mathbf{x}_i(t)) + 2p\dot{b}(\mathbf{x}_i(t))b(\mathbf{x}_i(t)) \\ \quad + p\dot{b}^2(\mathbf{x}_i(t)) + 2p^2\dot{b}(\mathbf{x}_i(t))b^2(\mathbf{x}_i(t)) \\ \quad + p^3 b^4(\mathbf{x}_i(t)), \quad \text{for Form 3.} \end{array} \right.$$

After solving (39), we update (26) with $u^*(t)$, $\forall t \in (t_0 + \omega\Delta t, t_0 + (\omega + 1)\Delta t)$.

Remark 7: The minimum control constraint in Constraint 1 is not included in (39). This follows from Remark 6 in Sec.III-E that we may choose small enough p such that the minimum control constraint is satisfied.

VI. IMPLEMENTATION AND RESULTS

In this section, we present case studies for *Problem 1* to illustrate the properties described in Sec.III-E. As noticed in (39), the term $L_g L_f b(\mathbf{x}_i(t)) = -\frac{1}{m_i}$ depends only on m_i . Therefore, the assumption from the beginning of Sec. III-E is satisfied.

All the computations and simulations were conducted in MATLAB. We used quadprog to solve the quadratic programs and ode45 to integrate the dynamics. The simulation parameters are listed in Table I.

A. Case 1: feasible region for control input (comparison between square root, linear (as in [13]) and quadratic function)

We set p to 1, 1, 0.1 for Forms 1, 2, 3, respectively. In order to study the values of $b(\mathbf{x}_i(t))$ for which the HOCBF constraints (34), (36) and (38) become active, we show how $u_i(t)$ changes as $b(\mathbf{x}_i(t)) \rightarrow 0$ in Fig.1. The dashed lines in Fig. 1 denote the value of the right-hand side of the HOCBF constraint (like the one in (21)), and the solid lines are the optimal controls obtained by solving (39). When the dashed lines and solid lines coincide, the HOCBF constraints (34), (36) and (38) are active.

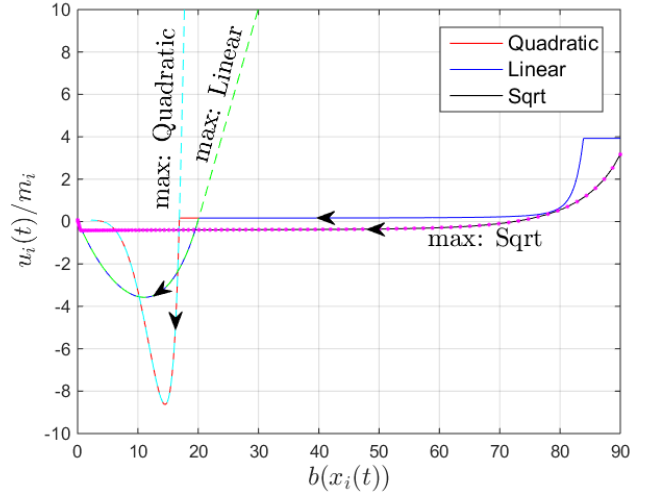


Fig. 1. Control input $u_i(t)$ as $b(\mathbf{x}_i(t)) \rightarrow 0$ for Forms 1, 2, 3 (square root, linear and quadratic class \mathcal{K} functions, respectively). The arrows denote the changing trend for $b(\mathbf{x}_i(t))$ with respect to time.

The HOCBF constraint (38) becomes active when $b(\mathbf{x}_i)$ take less value than the other two HOCBF constraints (34) and (36), while the HOCBF constraint (34) becomes active from the beginning ($b(\mathbf{x}_i(t)) = 90$) as shown in Fig.1. Therefore, the feasible region for $u_i(t)$ is limited when we choose the class \mathcal{K} functions in Form 1, and thus, *Problem 1* is over-constrained and the performance of vehicle i is reduced. The feasible region for $u_i(t)$ is bigger under quadratic function than linear function when $b(\mathbf{x}_i)$ takes large values but tends to require larger control input $u_i(t)$ after (38) becomes active.

B. Case 2: conflict between braking limitation and HOCBF constraint

By Remark 6, we may find a small enough p in (35) and (37) such that the HOCBF constraints (36) and (38) do not conflict with the minimum control limitation. We present the case studies for the linear and quadratic class \mathcal{K} functions in Fig.2 and Fig.3, respectively.

In Fig.2 and Fig.3, the HOCBF constraint does not conflict with the braking limitation when $p = 1$ and $p = 0.02$ for linear and quadratic class \mathcal{K} functions, respectively. The minimum control input increases as p decreases.

Then, we set p to be 1, 1, 0.02 for Forms 1, 2, 3, respectively. We present the speed and control profiles in Fig.4 and the forward invariance of the set $C_1(t) \cap C_2(t)$, where $C_1(t) := \{\mathbf{x}_i(t) : b(\mathbf{x}_i(t)) \geq 0\}$ and $C_2(t) := \{\mathbf{x}_i(t) : \psi_1(\mathbf{x}_i(t)) \geq 0\}$ in Fig.5.

We can increase the p value for Form 1 such that the HOCBF constraint (34) is not over-constrained. For $p = 2$, we show the speed and control profiles in Fig.6 and the forward invariance of the intersection set in Fig.7. The HOCBF $b(\mathbf{x}_i(t))$ decreases faster to 0 for the square root class \mathcal{K} function than the linear class \mathcal{K} function and tends to stay away from 0 under quadratic class \mathcal{K} function. As shown in Fig.7, the values of HOCBF $b(\mathbf{x}_i(t))$

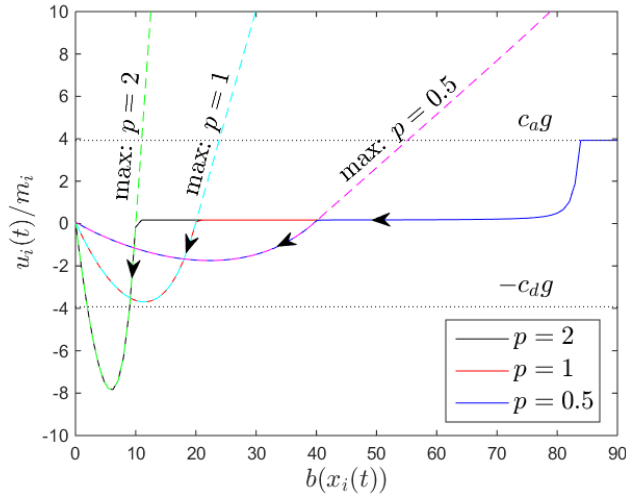


Fig. 2. Control input $u_i(t)$ as $b(\mathbf{x}_i(t)) \rightarrow 0$ for different p values under linear class \mathcal{K} function. The arrows denote the changing trend for $b(\mathbf{x}_i(t))$ with respect to time.

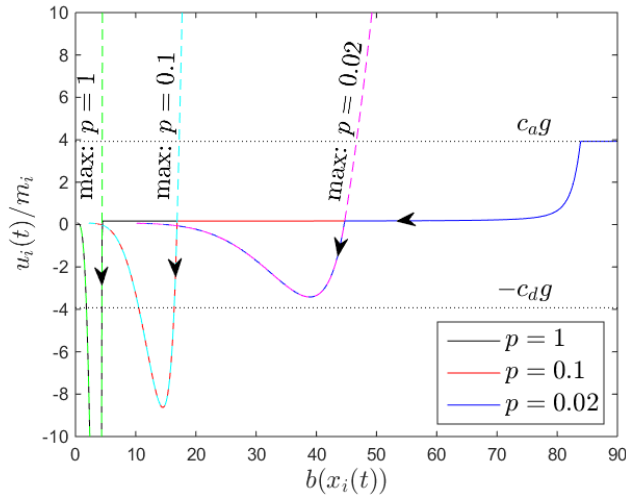


Fig. 3. Control input $u_i(t)$ as $b(\mathbf{x}_i(t)) \rightarrow 0$ for different p values under quadratic class \mathcal{K} function. The arrows denote the changing trend for $b(\mathbf{x}_i(t))$ with respect to time.

are 0.0193, 0.0413, 15.6669 at $t = 15s$ and 2.8964×10^{-7} , 4.4685×10^{-4} , 12.9729 at $t = 20s$ for square root, linear and quadratic class \mathcal{K} functions, respectively.

VII. CONCLUSION & FUTURE WORK

We presented an extension of control barrier functions to high order control barrier functions, which allows to deal with high relative degree systems. We also showed how we may deal with the conflict between the HOCBF constraints and the control limitations. We validated the approach by applying it to an automatic cruise control problem with constant safety constraint. In the future, we will apply the HOCBF method to more complex problems, such as differential flatness in high relative degree system and bipedal walking.

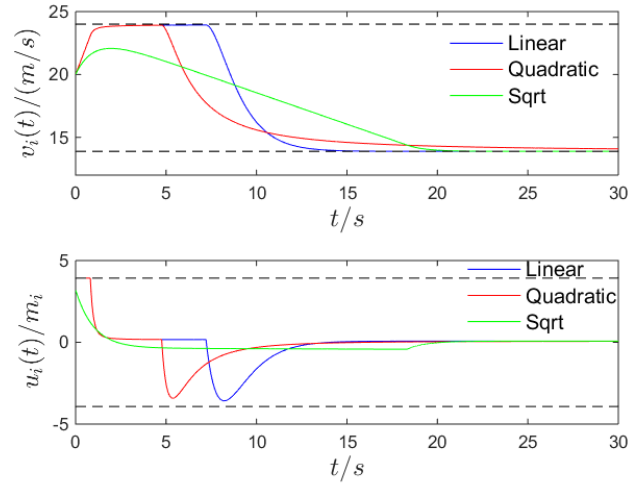


Fig. 4. The speed and control profiles for vehicle i under Forms 1, 2, 3 (square root ($p = 1$), linear ($p = 1$) and quadratic ($p = 0.02$) class \mathcal{K} functions, respectively). The ACC problem for the square root class \mathcal{K} function is over-constrained and vehicle i can not reach the desired speed v_d .

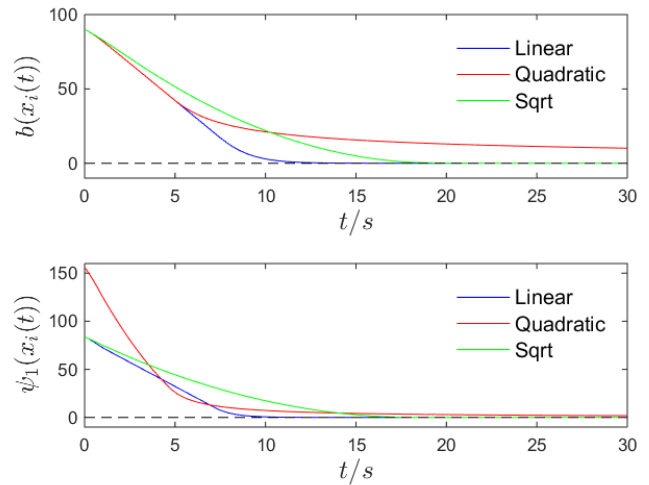


Fig. 5. The variation of functions $b(\mathbf{x}_i(t))$ and $\psi_1(\mathbf{x}_i(t))$ under Forms 1, 2, 3 (square root ($p = 1$), linear ($p = 1$) and quadratic ($p = 0.02$) class \mathcal{K} functions, respectively). $b(\mathbf{x}_i(t)) \geq 0$ and $\psi_1(\mathbf{x}_i(t)) \geq 0$ imply the forward invariance of the set $C_1(t) \cap C_2(t)$.

REFERENCES

- [1] Aaron D. Ames, K. Galloway, and J. W. Grizzle. Control lyapunov functions and hybrid zero dynamics. In *Proc. of 51rd IEEE Conference on Decision and Control*, pages 6837–6842, 2012.
- [2] Aaron D. Ames, Jessy W. Grizzle, and Paulo Tabuada. Control barrier function based quadratic programs with application to adaptive cruise control. In *Proc. of 53rd IEEE Conference on Decision and Control*, pages 6271–6278, 2014.
- [3] Zvi Artstein. Stabilization with relaxed controls. *Nonlinear Analysis: Theory, Methods & Applications*, 7(11):1163–1173, 1983.
- [4] Jean Pierre Aubin. *Viability theory*. Springer, 2009.
- [5] Stephen P Boyd and Lieven Vandenberghe. *Convex optimization*. Cambridge university press, New York, 2004.
- [6] R. A. Freeman and P. V. Kokotovic. *Robust Nonlinear Control Design*. Birkhauser, 1996.

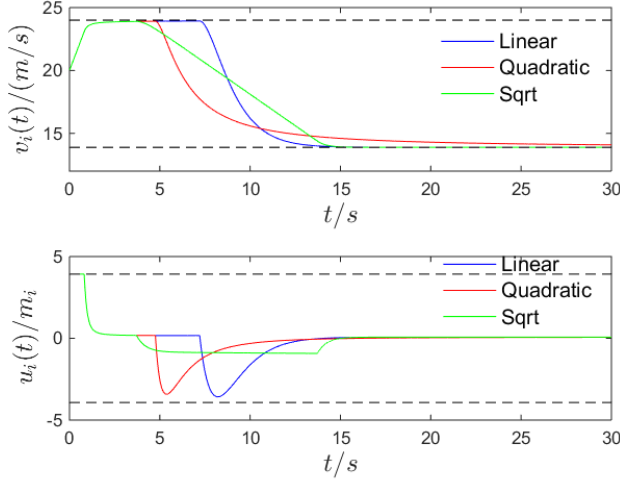


Fig. 6. The speed and control profiles for vehicle i under Forms 1, 2, 3 (square root ($p = 1$), linear ($p = 1$) and quadratic ($p = 0.02$) class \mathcal{K} functions, respectively). The solutions to the ACC problem behave well for all three class \mathcal{K} functions.

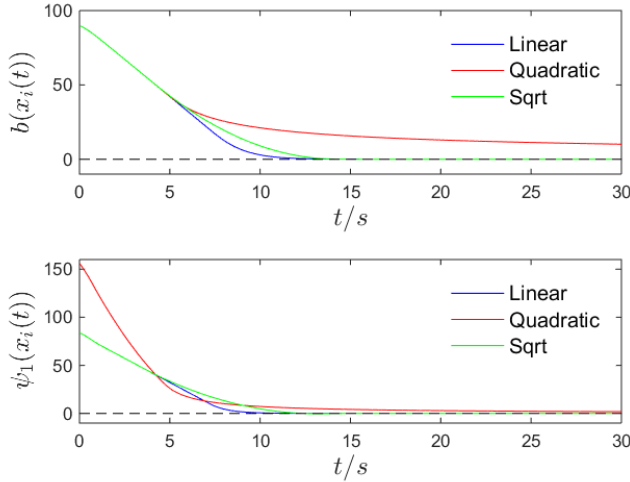


Fig. 7. The variation of functions $b(\mathbf{x}_i(t))$ and $\psi_1(\mathbf{x}_i(t))$ under Forms 1, 2, 3 (square root ($p = 1$), linear ($p = 1$) and quadratic ($p = 0.02$) class \mathcal{K} functions, respectively). $b(\mathbf{x}_i(t)) \geq 0$ and $\psi_1(\mathbf{x}_i(t)) \geq 0$ imply the forward invariance of the set $C_1(t) \cap C_2(t)$.

- [7] K. Galloway, K. Sreenath, A. D. Ames, and J.W. Grizzle. Torque saturation in bipedal robotic walking through control lyapunov function based quadratic programs. *preprint arXiv:1302.7314*, 2013.
- [8] P. Glotfelter, J. Cortes, and M. Egerstedt. Nonsmooth barrier functions with applications to multi-robot systems. *IEEE control systems letters*, 1(2):310–315, 2017.
- [9] Shao-Chen Hsu, Xiangru Xu, and Aaron D. Ames. Control barrier function based quadratic programs with application to bipedal robotic walking. In *Proc. of the American Control Conference*, pages 4542–4548, 2015.
- [10] Hassan K. Khalil. *Nonlinear Systems*. Prentice Hall, third edition, 2002.
- [11] L. Lindemann and D. V. Dimarogonas. Control barrier functions for signal temporal logic tasks. In *Proc. of 57th IEEE Conference on Decision and Control*, 2018. to appear.
- [12] A. A. Malikopoulos, C. G. Cassandras, and Yue J. Zhang. A decentralized energy-optimal control framework for connected and automated vehicles at signal-free intersections. *Automatica*, 2018(93):244–256, 2018.
- [13] Quan Nguyen and Koushil Sreenath. Exponential control barrier functions for enforcing high relative-degree safety-critical constraints. In *Proc. of the American Control Conference*, pages 322–328, 2016.
- [14] D. Panagou, D. M. Stipanovic, and P. G. Voulgaris. Multi-objective control for multi-agent systems using lyapunov-like barrier functions. In *Proc. of 52nd IEEE Conference on Decision and Control*, pages 1478–1483, Florence, Italy, 2013.
- [15] Stephen Prajna and Ali Jadbabaie. Safety verification of hybrid systems using barrier certificates. In *Hybrid Systems: Computation and Control*, pages 477–492, 2004.
- [16] Stephen Prajna, Ali Jadbabaie, and George J. Pappas. A framework for worst-case and stochastic safety verification using barrier certificates. *IEEE Transactions on Automatic Control*, 52(8):1415–1428, 2007.
- [17] E. Sontag. A lyapunov-like stabilization of asymptotic controllability. *SIAM Journal of Control and Optimization*, 21(3):462–471, 1983.
- [18] E. Sontag. A universal construction of artstein’s theorem on nonlinear stabilization. *Systems & Control Letters*, 13:117–123, 1989.
- [19] Keng Peng Tee, Shuzhi Sam Ge, and Eng Hock Tay. Barrier lyapunov functions for the control of output-constrained nonlinear systems. *Automatica*, 45(4):918–927, 2009.
- [20] Peter Wieland and Frank Allgower. Constructive safety using control barrier functions. In *Proc. of 7th IFAC Symposium on Nonlinear Control System*, 2007.
- [21] Rafael Wisniewski and Christoffer Sloth. Converse barrier certificate theorem. In *Proc. of 52nd IEEE Conference on Decision and Control*, pages 4713–4718, Florence, Italy, 2013.
- [22] Guofan Wu and Koushil Sreenath. Safety-critical and constrained geometric control synthesis using control lyapunov and control barrier functions for systems evolving on manifolds. In *Proc. of the American Control Conference*, pages 2038–2044, 2015.
- [23] Wei Xiao, Calin Belta, and Christos G. Cassandras. Decentralized merging control in traffic networks: A control barrier function approach. In *Proc. ACM/IEEE International Conference on Cyber-Physical Systems*, 2019. To appear.