

Astro2020 Science White Paper

Imaging Giant Protoplanets with the ELTs

Thematic Areas: Planetary Systems Star and Planet Formation
 Formation and Evolution of Compact Objects Cosmology and Fundamental Physics
 Stars and Stellar Evolution Resolved Stellar Populations and their Environments
 Galaxy Evolution Multi-Messenger Astronomy and Astrophysics

Principal Author:

Name: Steph Sallum
Institution: University of California, Santa Cruz
Email: ssallum@ucsc.edu
Phone: (831) 459-4820

Co-authors:

Vanessa Bailey (Jet Propulsion Laboratory, California Inst. of Technology)
Rebecca Bernstein (Carnegie Observatories)
Alan Boss (Carnegie Institution)
Brendan Bowler (The University of Texas at Austin)
Laird Close (University of Arizona)
Thayne Currie (NASA-Ames Research Center)
Ruobing Dong (University of Victoria)
Catherine Espaillat (Boston University)
Michael P. Fitzgerald (University of California, Los Angeles)
Katherine B. Follette (Amherst College)
Jonathan Fortney (University of California, Santa Cruz)
Yasuhiro Hasegawa (Jet Propulsion Laboratory, California Inst. of Technology)
Hannah Jang-Condell (University of Wyoming)
Nemanja Jovanovic (California Inst. of Technology)
Stephen R. Kane (University of California, Riverside)
Quinn Konopacky (University of California, San Diego)
Michael Liu (University of Hawaii)
Julien Lozi (National Astronomical Observatory of Japan)
Jared Males (University of Arizona)
Dimitri Mawet (California Inst. of Technology / Jet Propulsion Laboratory)
Benjamin Mazin (University of California, Santa Barbara)
Max Millar-Blanchaer (Jet Propulsion Laboratory, California Inst. of Technology)
Ruth Murray-Clay (University of California, Santa Cruz)
Garreth Ruane (Jet Propulsion Laboratory, California Inst. of Technology)
Andrew Skemer (University of California, Santa Cruz)
Motohide Tamura (Univ. of Tokyo / Astrobiology Center of NINS)
Gautam Vasisht (Jet Propulsion Laboratory, California Inst. of Technology)
Jason Wang (California Inst. of Technology)
Ji Wang (The Ohio State University)

Abstract:

We have now accumulated a wealth of observations of the planet-formation environment and of mature planetary systems. These data allow us to test and refine theories of gas-giant planet formation by placing constraints on the conditions and timescale of this process. Yet a number of fundamental questions remain unanswered about how protoplanets accumulate material, their photospheric properties and compositions, and how they interact with protoplanetary disks. While we have begun to detect protoplanet candidates during the last several years, we are presently only sensitive to the widest separation, highest mass / accretion rate cases. Current observing facilities lack the angular resolution and inner working angle to probe the few-AU orbital separations where giant planet formation is thought to be most efficient. They also lack the contrast to detect accretion rates that would form lower mass gas giants and ice giants.

Instruments and telescopes coming online over the next decade will provide high contrast in the inner giant-planet-forming regions around young stars, allowing us to build a protoplanet census and to characterize planet formation in detail for the first time.

1 Observations of Giant Planet Formation and Open Questions

During the last few decades, observations of planetary systems and protoplanetary disks have furthered our understanding of gas-giant formation by enabling tests of planet formation theory. Planet demographics discriminate between bottom-up (e.g. core-accretion) and top-down (e.g. gravitational instability) formation scenarios and inform theories of migration (e.g. Pollack et al., 1996; Rafikov, 2005). Millimeter observations of protoplanetary disks constrain the timescale for disk dissipation (and thus planet formation) to ~ 10 Myr (e.g. Najita & Kenyon, 2014). ALMA images reveal disk structures such as gaps and holes, spirals, and warps (e.g. ALMA Partnership et al., 2015), which have also been observed in infrared imaging and polarimetry (e.g. Muto et al., 2012). Some disks show different structure in the infrared (small grains) compared to the millimeter (large grains), and some features may indicate dynamical shaping by forming planets.

In recent years, infrared and $H\alpha$ differential imaging have led to the discovery of candidate protoplanets (planets assembling in their natal disks), such as LkCa15 b and PDS70 b, which have wide ($\gtrsim 15$ AU) orbital separations and low contrast ($\sim 10^{-2}$ - 10^{-3} ; e.g. Kraus & Ireland, 2012; Sallum et al., 2015; Keppler et al., 2018; Wagner et al., 2018). These detections represent just the tip of the iceberg of expected protoplanet properties. While protoplanets are expected to have relatively low contrasts ($\sim 10^{-3}$ - 10^{-7} ; e.g. Eisner, 2015; Zhu, 2015) compared to mature (\sim Gyr) planets, current high contrast imagers¹ only probe the bright end of this range ($\sim 10^{-4}$ contrast at a few λ/D ; e.g. Xuan et al., 2018; Mesa et al., 2015). Furthermore, due to the large distances to nearby star forming regions (~ 140 pc), 8-10 meter class telescopes only resolve spatial separations of tens of AU in the infrared where protoplanets are expected to be bright. We are thus currently limited to wide-separation detections of only high-luminosity planets, and we cannot resolve the regions of protoplanetary disks where giant planet formation is thought to be most efficient (down to ~ 3 AU).

While sophisticated models have been developed to relate both old (\sim Gyr) and young (\sim Myr) planet properties to their formation histories (e.g. Mordasini et al., 2016, 2017; Spiegel & Burrows, 2012), and to predict how circumplanetary disk properties vary with the planet formation environment (e.g. Szulágyi et al., 2017), we lack the data to nail down their details. Our limited observational capabilities leave a number of unanswered fundamental questions regarding planet formation and disk-planet interactions:

- **How are gas-giant planets assembled?** What is their distribution of accretion rates and entropies? How steady or stochastic is planetary accretion? What is the infall geometry?
- **What are early planet formation conditions?** What is the distribution of protoplanet compositions, temperatures, and surface gravities? What is their distribution of metallicities and abundance ratios?
- **How do protoplanets interact with their disks and with each other?** What is the relationship between protoplanet, circumplanetary disk, and protoplanetary disk properties? Are the gaps and rings seen in protoplanetary disks caused by young planets?

Answering these questions requires high contrast imaging and spectroscopy of protoplanets and protoplanetary disks at $\sim 3 - 50$ AU separations.

¹e.g. HST (Schneider et al., 2003), Keck/NIRC2 (Mawet et al., 2019), VLT/SPHERE (Beuzit et al., 2019), Gemini/GPI (Macintosh et al., 2008), Subaru/SCEXAO (Jovanovic et al., 2015), Magellan/MagAO (Close et al., 2012)

Science Goal	Technical Requirements
Detect protoplanets and disk features at ≥ 3 AU around distant young stars ($d \geq 140$ pc)	<ul style="list-style-type: none"> • High angular resolution: $\lambda/D \sim 7$ mas for $\lambda \geq 0.5 \mu\text{m}$ • Small inner working angle ($\leq 2 \lambda/D$) • Contrast: $\geq 10^{-6}$ for $\lambda \geq 0.5 \mu\text{m}$ • Imaging polarimetry
Determine protoplanet accretion rates, variability, and initial entropies	<ul style="list-style-type: none"> • Multi-band high-contrast imaging • Narrowband imaging • Low (R\sim200) resolution spectroscopy
Measure protoplanet temperatures, surface gravities, and compositions	Low (R \sim 200) to Medium (R \sim 2000) resolution spectroscopy for $\lambda \geq 0.5 \mu\text{m}$
Constrain accretion geometry onto protoplanets	High (R \sim 100,000) resolution spectroscopy of Hydrogen lines

Figure 1 Science goals and technical requirements for characterizing planet formation directly

2 Observing Giant Planet Formation with Imaging and Spectroscopy

Building a census of well-characterized protoplanets with orbital separations down to ~ 3 AU, and imaging protoplanetary disks on the same spatial scales will achieve the following science goals:

1. **Determine circumplanetary accretion mechanisms** by mapping the distribution of protoplanet luminosities, measuring variability, and resolving accretion-tracing emission lines
2. **Establish early formation properties** by measuring protoplanet compositions, temperatures, and surface gravities
3. **Study disk-planet interactions directly** by characterizing protoplanetary disk structures and connecting them to planet detections or meaningful upper limits

This work requires high resolution and contrast, and a range of spectral resolutions from the visible through the mid-infrared (Figure 1), requirements that we will meet in the coming decade. Upgraded adaptive optics systems and instruments on 8-10 meter telescopes² will improve our achievable contrast at wide (~ 10 AU) orbital separations, accessing lower planet luminosities than we can currently probe. Space-based imagers³ will push contrast even higher for wider (~ 15 AU) separations. These data will guide first-light observations on TMT and GMT. GMT/TMT planned instruments⁴ will transform protoplanet detections, providing fine angular resolution, tight inner working angle, deep contrast, and wide spectral coverage.

These facilities will discover lower planet masses / accretion rates than current facilities (Figure 2), resolve ~ 3 AU orbital separations, characterize photospheres and accretion geometries (Figure 3), and image the efficient planet-forming regions of circumstellar disks for the first time (Figure 4). We describe this scientific progress in more detail in the following subsections.

2.1 Circumplanetary Accretion

Protoplanet emission may be a combination of the protoplanetary photosphere, the circumplanetary disk, and accretion shocks, with the relative proportions depending on the specific configuration and evolutionary state of the system. Spectral energy distributions and spectra will disentangle these multiple components and characterize them in detail.

²e.g. Gemini/GPI 2.0 (Chilcote et al., 2018), Keck/KAPA (Wizinowich et al., 2016), Keck/KPIC (Mawet et al., 2018), Magellan/MagAO-X (Males et al., 2018), Keck/SCALES (Skemer et al., 2018), Subaru/SCEXAO (Sahoo et al., 2018)

³e.g. JWST NIRCам and NIRISS in the infrared, and WFIRST CGI at $H\alpha$

⁴e.g. GMT: GMagAO-X, GMTIFS, GMTNIRS, TIGER; and TMT: IRIS, MICHl, MODHIS, NIRES, PSI

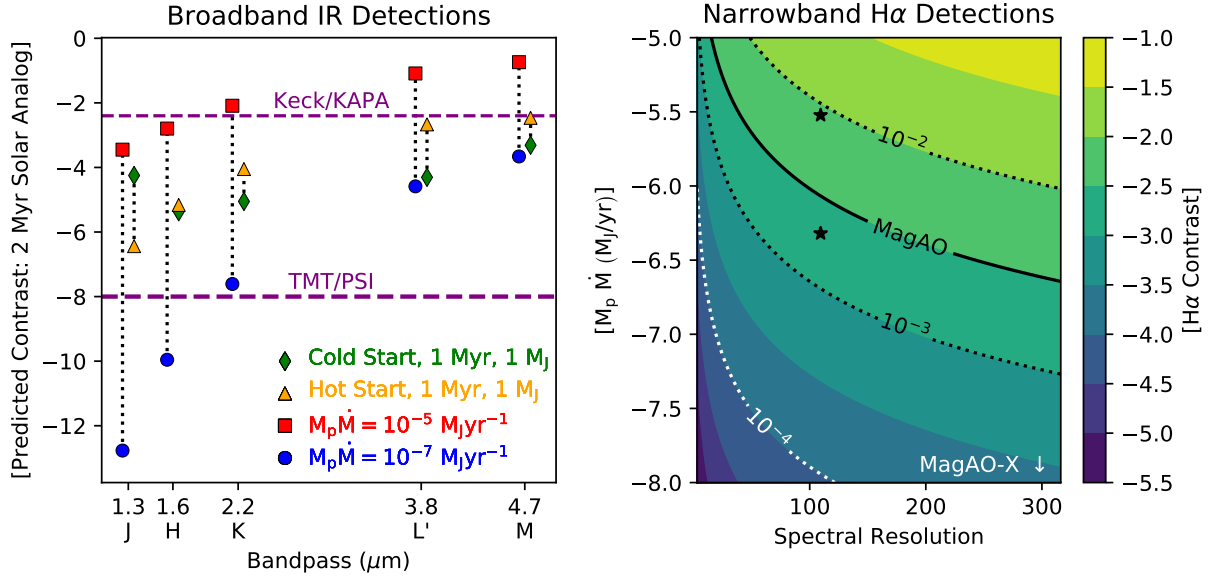
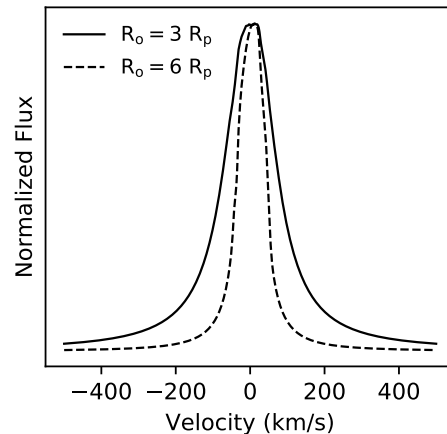


Figure 2 Left: Predicted contrasts for 1 M_J planets with accretion rates of 10⁻⁷-10⁻⁵ M_J yr⁻¹ (blue circles and red squares) as well as high initial entropy (“hot-start”; yellow triangles) and low initial entropy (“cold-start”; green diamonds) 1 Myr old photospheres around a 2 Myr solar analog (K5V spectral type). Horizontal lines indicate estimated contrasts for Keck/KAPA and TMT/PSI at $\sim 1-2 \lambda/D$. Right: Predicted H α contrast (colorscale) as a function of accretion rate (\dot{M}) and spectral resolution for a 1 M_J, $R_p = 1.6 R_J$ protoplanet, with a circumplanetary disk inner radius of 2 R_p . Dotted lines indicate factors of 10 in contrast. Stars show observed H α contrasts for LkCa 15 b and PDS 70 b at MagAO’s spectral resolution (corresponding to \dot{M} values for the assumed 2 Myr old solar analog / K5V spectral type and 1 M_J planet mass). The solid line shows MagAO’s achievable contrast at 100-200 mas ($\sim 15-30$ AU at 140 pc). MagAO-X and GMagAO-X projected contrasts lie off the bottom of the plot (10⁻⁵-10⁻⁶ at 100 mas and 10⁻⁷-10⁻⁸ at 15-30 mas, respectively).

Current observations of circumplanetary accretion come from a small number of protoplanet detections with large orbital separations and high accretion luminosities (e.g. Kraus & Ireland, 2012; Sallum et al., 2015; Wagner et al., 2018), as well as non-detections which place interesting constraints on the product of their mass and accretion rate ($M_p \dot{M}$; e.g. Ruane et al., 2017). Imaging and spectroscopy from the visible through the mid-infrared will expand this sample over the next decade, reaching $M_p \dot{M} \lesssim 10^{-7} M_J^2 \text{ yr}^{-1}$ and placing meaningful constraints on circumplanetary accretion mechanisms.

Protoplanet spectra trace their underlying accretion physics (e.g. accretion rate, shocks, circumplanetary disk properties). Observing the infrared and Hydrogen line fluxes of many protoplanets (Figure 2) will constrain the distribution of accretion luminosities (and $M_p \dot{M}$ ’s), measuring the timescale of planet formation directly. Imaging and spectra will also characterize circumplanetary disks (e.g. temperature, size, inner radius), which are predicted to have a wide range of properties depending on the circumstellar disks in which they reside (e.g. Gressel et al., 2015; Szulágyi et al., 2017). These data may reveal dependencies in accretion on parameters such as orbital semimajor axis, protoplanetary disk structure, and stellar metallicity, which can be compared to theoretical predictions to test formation scenarios.

Figure 3 Example $H\alpha$ line profile shapes for planets with masses of $1 M_J$, radii of $R_p = 1.6 R_J$, accretion rates of $10^{-6} M_J \text{ yr}^{-1}$, and inner magnetosphere and circumplanetary disk radii of $1.5 R_p$. The line styles indicate outer magnetosphere radii of $3 R_p$ (solid line) and $6 R_p$ (dashed line). These were generated using the TORUS radiative transfer code (Harries, 2014) and a Hartmann-style magnetospheric temperature structure (e.g. Hartmann et al., 1994). The lines have been scaled by their peak fluxes to easily compare their shapes.



The physics of accretion shocks affect recently formed planets' initial entropies and luminosity evolution (e.g. Spiegel & Burrows, 2012; Fortney et al., 2008). Characterizing protoplanets that have accreted most of their mass (whose emission is largely photospheric, rather than circumplanetary) using imaging and spectroscopy ($R \sim 200 - 2000$) will yield bolometric luminosities, testing this directly. Measuring the population of initial entropies will constrain trends in energy dissipation during formation, informing our understanding of accretion shocks.

Case studies of individual protoplanets will probe infall geometry and accretion variability. Spherical, circumplanetary disk boundary layer, and magnetospheric accretion mechanisms will have different line profiles (Figure 3). Planned instruments for TMT and GMT⁵ will provide the spectral resolution ($R \sim 100,000$) required to resolve these line profiles and distinguish between accretion geometries. Time monitoring of protoplanets will also probe the detailed physics of accretion, since changes in circumplanetary disk properties (e.g. viscosity; Rivier et al., 2012) could lead to variable luminosity.

2.2 Protoplanet Photospheres and Compositions

For protoplanets dominated by photospheric emission, low- to medium-resolution near-infrared spectroscopy will determine spectral types and surface gravities (Allers & Liu, 2013) and reveal any residual accretion (Bowler et al., 2017). Atmospheric modeling and/or retrieval will constrain temperatures, surface gravities, and compositions (e.g. Barman et al., 2015; Lavie et al., 2017), revealing early formation conditions. Constraining compositions will be especially important for measuring bulk metallicities and elemental abundances (C/O), testing formation models and the role of ice lines (e.g. Mordasini et al., 2016; Hasegawa et al., 2018). These measurements can be compared to those of intermediate age (~ 100 Myr) and old (\sim Gyr) planets, elucidating atmospheric evolution (see white paper prepared by Bowler & Sallum et al.).

2.3 Protoplanetary Disk Structure and Disk-Planet Interactions

As planets form they gravitationally interact with protoplanetary disks to produce density structures (e.g. Kley & Nelson, 2012). Resolved disk observations have recently identified gaps (e.g. ALMA Partnership et al., 2015; Andrews et al., 2016), spiral arms (e.g. Muto et al., 2012; Pérez et al., 2016; Benisty et al., 2017), and other asymmetries (e.g. van der Marel et al., 2013;

⁵e.g. TMT: MODHIS and PSI; GMT: GMagAO-X and G-CLEF

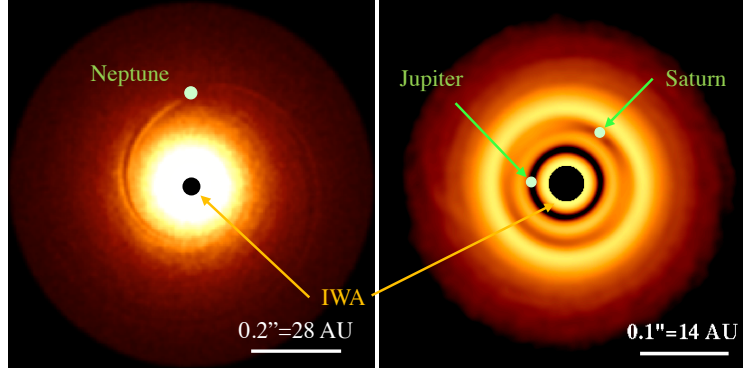


Figure 4 3D hydrodynamics and radiative transfer simulations for TMT (Dong & Fung, 2017a,b), showing patterns in H-band scattered light produced by forming solar system giant planets on their current orbits in protoplanetary disks at 140 pc. Spiral density waves produced by Neptune (left), and gaps produced by Saturn and Jupiter (right), are clearly visible. The images have no added noise, and assume diffraction-limited angular resolution (0.01 arcsec at H-band) and an inner working angle (IWA; the black disk at the center) twice the angular resolution.

Currie et al., 2015; Follette et al., 2017; Miley et al., 2019) in disks. Simulations show that these features may be produced by embedded protoplanets (e.g. Dong et al., 2015a,b), and their morphologies can constrain planet properties (e.g. masses and orbits; Fung & Dong, 2015). Multi-wavelength characterization in particular can inform planet mass estimates, as planets may preferentially keep large ($\lesssim 10 \mu\text{m}$) grains from entering disk clearings (e.g. Rice et al., 2006).

The tight inner working angle, high contrast, and fine angular resolution of TMT/GMT will easily resolve perturbations caused by Neptune- to Jupiter-mass planets at $\gtrsim 3$ AU separations (see Figure 4). Polarimetric imaging will trace the scattered light, enhancing contrast and, along with multi-wavelength imaging, disentangling disk from protoplanet signals. Observing planets with their induced disk structures will teach us the physics of disk-planet interactions (e.g. Muley et al., 2019). Ruling out any potential planets will encourage the investigation of alternative disk sculpting scenarios, which will help us understand protoplanetary disk evolution (e.g. Dong et al., 2018). The white paper prepared by Jang-Condell et al. includes a more detailed discussion of disk-planet interactions and protoplanetary disk characterization.

3 Summary and Outlook

Characterizing the protoplanet and protoplanetary disk population at spatial separations down to ~ 3 AU will enable us to finally address several fundamental questions in the field. Measuring the distribution of protoplanet luminosities, variability, and line profiles will reveal circumplanetary accretion in detail for the first time. Spectroscopy and polarimetry will disentangle photospheric emission from circumplanetary disk and scattered light signals, and will constrain atmospheric compositions that can be used to test formation scenarios. Connecting these planet detections with protoplanetary disk features will directly probe planet-disk interactions. This work will be possible thanks to instrumentation advances over the next decade, beginning with upgrades to 8-10 meter adaptive optics systems and instruments, continuing with high contrast space-based observatories, and culminating in the 30-meter telescopes. Together these facilities will give us the most detailed and comprehensive view of the physics of giant planet formation.

References

- Allers, K. N., & Liu, M. C. 2013, *ApJ*, 772, 79
- ALMA Partnership, Brogan, C. L., Pérez, L. M., et al. 2015, *ApJ*, 808, L3
- Andrews, S. M., Wilner, D. J., Zhu, Z., et al. 2016, *ApJ*, 820, L40
- Barman, T. S., Konopacky, Q. M., Macintosh, B., & Marois, C. 2015, *ApJ*, 804, 61
- Benisty, M., Stolker, T., Pohl, A., et al. 2017, *A&A*, 597, A42
- Beuzit, J. L., Vigan, A., Mouillet, D., et al. 2019, arXiv e-prints, arXiv:1902.04080
- Bowler, B. P., Kraus, A. L., Bryan, M. L., et al. 2017, *AJ*, 154, 165
- Chilcote, J. K., Bailey, V. P., De Rosa, R., et al. 2018, in *Society of Photo-Optical Instrumentation Engineers (SPIE) Conference Series*, Vol. 10702, *Ground-based and Airborne Instrumentation for Astronomy VII*, 1070244
- Close, L., Males, J., Kopon, D., et al. 2012, in *Society of Photo-Optical Instrumentation Engineers (SPIE) Conference Series*, Vol. 8447, *Society of Photo-Optical Instrumentation Engineers (SPIE) Conference Series*, 0X1–0X16
- Currie, T., Cloutier, R., Brittain, S., et al. 2015, *ApJ*, 814, L27
- Dong, R., & Fung, J. 2017a, *ApJ*, 835, 38
- . 2017b, *ApJ*, 835, 146
- Dong, R., Najita, J. R., & Brittain, S. 2018, *ApJ*, 862, 103
- Dong, R., Zhu, Z., Rafikov, R. R., & Stone, J. M. 2015a, *ApJ*, 809, L5
- Dong, R., Zhu, Z., & Whitney, B. 2015b, *ApJ*, 809, 93
- Eisner, J. A. 2015, *ApJ*, 803, L4
- Follette, K. B., Rameau, J., Dong, R., et al. 2017, *AJ*, 153, 264
- Fortney, J. J., Marley, M. S., Saumon, D., & Lodders, K. 2008, *ApJ*, 683, 1104
- Fung, J., & Dong, R. 2015, *ApJ*, 815, L21
- Gressel, O., Turner, N. J., Nelson, R. P., & McNally, C. P. 2015, *ApJ*, 801, 84
- Harries, T. 2014, TORUS: Radiation transport and hydrodynamics code, , , ascl:1404.006
- Hartmann, L., Hewett, R., & Calvet, N. 1994, *ApJ*, 426, 669
- Hasegawa, Y., Bryden, G., Ikoma, M., Vasisht, G., & Swain, M. 2018, *ApJ*, 865, 32
- Jovanovic, N., Martinache, F., Guyon, O., et al. 2015, *Publications of the Astronomical Society of the Pacific*, 127, 890
- Keppler, M., Benisty, M., Müller, A., et al. 2018, *A&A*, 617, A44
- Kley, W., & Nelson, R. P. 2012, *Annual Review of Astronomy and Astrophysics*, 50, 211
- Kraus, A. L., & Ireland, M. J. 2012, *ApJ*, 745, 5
- Lavie, B., Mendonça, J. M., Mordasini, C., et al. 2017, *AJ*, 154, 91
- Macintosh, B. A., Graham, J. R., Palmer, D. W., et al. 2008, in *Proc. SPIE*, Vol. 7015, *Adaptive Optics Systems*, 701518
- Males, J. R., Close, L. M., Miller, K., et al. 2018, in *Society of Photo-Optical Instrumentation Engineers (SPIE) Conference Series*, Vol. 10703, *Adaptive Optics Systems VI*, 1070309
- Mawet, D., Bond, C. Z., Delorme, J. R., et al. 2018, in *Society of Photo-Optical Instrumentation Engineers (SPIE) Conference Series*, Vol. 10703, 1070306

Mawet, D., Hirsch, L., Lee, E. J., et al. 2019, *AJ*, 157, 33

Mesa, D., Gratton, R., Zurlo, A., et al. 2015, *A&A*, 576, A121

Miley, J. M., Panić, O., Haworth, T. J., et al. 2019, *MNRAS*, 485, 739

Mordasini, C., Marleau, G. D., & Mollière, P. 2017, *A&A*, 608, A72

Mordasini, C., van Boekel, R., Mollière, P., Henning, T., & Benneke, B. 2016, *ApJ*, 832, 41

Muley, D., Fung, J., & van der Marel, N. 2019, arXiv e-prints, arXiv:1902.07191

Muto, T., Grady, C. A., Hashimoto, J., et al. 2012, *ApJ*, 748, L22

Najita, J. R., & Kenyon, S. J. 2014, *MNRAS*, 445, 3315

Pérez, L. M., Carpenter, J. M., Andrews, S. M., et al. 2016, *Science*, 353, 1519

Pollack, J. B., Hubickyj, O., Bodenheimer, P., et al. 1996, *Icarus*, 124, 62

Rafikov, R. R. 2005, *ApJ*, 621, L69

Rice, W. K. M., Armitage, P. J., Wood, K., & Lodato, G. 2006, *MNRAS*, 373, 1619

Rivier, G., Crida, A., Morbidelli, A., & Brouet, Y. 2012, *A&A*, 548, A116

Ruane, G., Mawet, D., Kastner, J., et al. 2017, *AJ*, 154, 73

Sahoo, A., Guyon, O., Clergeon, C. S., et al. 2018, in *Society of Photo-Optical Instrumentation Engineers (SPIE) Conference Series*, Vol. 10703, 1070350

Sallum, S., Follette, K. B., Eisner, J. A., et al. 2015, *Nature*, 527, 342

Schneider, G., Wood, K., Silverstone, M. D., et al. 2003, *AJ*, 125, 1467

Skemer, A. J., Stelzer, D., Mawet, D., et al. 2018, in *Society of Photo-Optical Instrumentation Engineers (SPIE) Conference Series*, Vol. 10702, *Ground-based and Airborne Instrumentation for Astronomy VII*, 10702A5

Spiegel, D. S., & Burrows, A. 2012, *ApJ*, 745, 174

Szulágyi, J., Mayer, L., & Quinn, T. 2017, *MNRAS*, 464, 3158

van der Marel, N., van Dishoeck, E. F., Bruderer, S., et al. 2013, *Science*, 340, 1199

Wagner, K., Follette, K. B., Close, L. M., et al. 2018, *ApJ*, 863, L8

Wizinowich, P., Chun, M., Mawet, D., et al. 2016, in *Society of Photo-Optical Instrumentation Engineers (SPIE) Conference Series*, Vol. 9909, *Adaptive Optics Systems V*, 990915

Xuan, W. J., Mawet, D., Ngo, H., et al. 2018, *AJ*, 156, 156

Zhu, Z. 2015, *ApJ*, 799, 16