

Scattering of electron holes in the context of ion-acoustic regime

S. M. Hosseini Jenab*, F. Spanier †, and G. Brodin ‡

*Department of Physics, Faculty of Science and Technology, Umeå University, 90187, Umeå, Sweden and
Centre for Space Research, North-West University, Potchefstroom Campus,*

Private Bag X6001, 2520, Potchefstroom, South Africa

(Dated: March 1, 2022)

Mutual collisions between ion-acoustic (IA) solitary waves are studied based on a fully kinetic simulation approach. Two cases, small and large relative velocity, are studied and the effect of trapped electron population on the collision process are focused upon. It is shown that, for the case of small relative velocity, the repelling force between the trapped populations of electrons results in scattering of electron holes. However, this phenomenon can not be witnessed if the relative velocity is considerably high, since the impact of trapped population stays very weak.

Solitary waves, nonlinear localized structures, can stay unaltered for a long propagation²⁶. When mutual collisions take place between them, two profiles start overlapping and merge. Some time, their profiles reappears after the collision (overlapping stops) with no alteration in their features, i.e. velocity, height, width and shape in both velocity and spatial directions. In the context of plasma physics, the discovery of ion-acoustic (IA) solitons²⁷ sparked a long-lasting fascination with this concept^{22,23,25}. Most studies, both theoretical and simulation, employ fluid approach. These simulations - either KdV or full fluid-ignore the kinetic effects^{10,11,24}. It is shown that for large amplitude solitons even the full-fluid simulations strongly diverge from kinetic simulations¹¹. The importance of solitary waves to experimental observations in space or the laboratory has been discussed in details in some review papers and previous papers of authors^{2,3,6,7,12,15}.

Nonetheless, theoretical approaches such as the Sagdeev pseudo-potential¹⁷ and the BGK method¹ provide a platform to study IA solitary waves on kinetic level. Although they can not predict the temporal evolution, they are able to provide the static shape of solitary waves^{19,20}. Due to the lack of temporal aspects in these theories, not only does the propagation of solitary waves stay beyond their scope, but also their collisions can not be studied. On the kinetic level, i.e. considering distribution functions, IA solitary waves trap electrons. The trapped population appears as vortex-shape structures in the phase space and as a hump in the density profile. Schamel suggested a distribution function to model these vortex shapes structures¹⁸.

The concept of "soliton" is used with different meanings in the literature. A localized pulse that moves with fixed shape, due to a nonlinearity that counteracts dispersion, is normally called a solitary wave. In case solitary waves survive collisions with

each other, preserving speed, amplitude and pulse shape, one sometimes label these solitary waves as solitons. However, in a strict sense, solitons should satisfy a number of mathematical criteria, in particular obeying an exactly integrable nonlinear evolution equation, and having an infinite number of conserved quantities. The latter is for example satisfied by the wellknown examples of KdV-solitons and NLS-solitons. In the present paper we will perform a numerical study, and hence we can only establish soliton type of behavior in a looser sense. As a result we will refer to "soliton-like structures", whenever solitary waves preserve their identities during collisions, in order to distinguish from the concept of solitons in a more strict mathematical meaning.

In recent attempts, mutual collisions of IA soliton-like structures are reported on the kinetic level. It is shown that the kinetic effects, mainly electron trapping, causing a more complicated behavior in the distribution function during mutual collision compared to fluid level^{8,9}. There has been studies on the collision process of electron holes and the effects of ion motion on them^{5,13,16}. Based on a fully kinetic simulation approach, it is shown that IA solitary waves with trapped electrons survive mutual collisions, either head-on⁸ or overtaking⁹. Hence we can refer to the solitary waves as soliton-like structures.

Here, the focus is on the influence of trapped electrons and their relative velocity on the collision process. Since these trapped population act as pseudo-particles carrying their own charges, their repelling electrostatic interaction can cause the electron holes to slow down when approaching each other⁴. In the set of simulations presented here, by choosing the electron holes with close propagation velocities, we are able to show these subtle effect. Initially, the case of large relative velocity is presented which serves as benchmarking test of the simulation code. In the main part of the paper, the case of small relative velocity is shown which presents the scattering of electron holes from each other.

Note that our focus in this study is on the positive potential profiles which traps electrons. The effect of ions trapping on the negative potential profiles has been discussed in references such as^{14,21}.

*Email: Mehdi.Jenab@umu.se

†Email: Felix@fspanier.de

‡Email: Gert.Brodin@umu.se

TABLE I: Normalization of quantities.

Name	Symbol	Normalized by	Normalized by
		Name	formula
Time	τ	ion plasma frequency	$\omega_{pi} = \left(\frac{n_{i0}e^2}{m_i\epsilon_0}\right)^{\frac{1}{2}}$
Length	L	ion Debye length	$\lambda_{Di} = \sqrt{\frac{\epsilon_0 K_B T_i}{n_{i0}e^2}}$
Velocity	v	ion thermal velocity	$v_{thi} = \sqrt{\frac{K_B T_i}{m_i}}$
Energy	E	ion thermal energy	$K_B T_i$
Potential	ϕ	—	$\frac{K_B T_i}{e}$
Charge	q	elementary charge	e
Mass	m	ion mass	m_i

The normalization of equations and quantities are based on the table I. Hence, the scaled set of equations read as follow:

$$\frac{\partial f_s(x, v, t)}{\partial t} + v \frac{\partial f_s(x, v, t)}{\partial x} + \frac{q_s}{m_s} E(x, t) \frac{\partial f_s(x, v, t)}{\partial v} = 0,$$

$$\frac{\partial^2 \phi(x, t)}{\partial x^2} = n_e(x, t) - n_i(x, t)$$

where $s = i, e$ represents the corresponding species, i.e. electrons and ions. They are coupled by density integrations for each species to form a closed set of equations:

$$n_s(x, t) = n_{0s} N_s(x, t), \quad N_s(x, t) = \int f_s(x, v, t) dv$$

in which N stands for the number density.

The Schamel distribution function¹⁸ has been utilized as the initial distribution function:

$$f_s(v) = \begin{cases} A \exp\left[-\left(\sqrt{\frac{\xi_s}{2}} v_0 + \sqrt{\varepsilon(v)}\right)^2\right] & \text{if } \begin{cases} v < v_0 - \sqrt{\frac{2\varepsilon\phi}{m_s}} \\ v > v_0 + \sqrt{\frac{2\varepsilon\phi}{m_s}} \end{cases} \\ A \exp\left[-\left(\frac{\xi_s}{2} v_0^2 + \beta_s \varepsilon(v)\right)\right] & \text{if } \begin{cases} v > v_0 - \sqrt{\frac{2\varepsilon\phi}{m_s}} \\ v < v_0 + \sqrt{\frac{2\varepsilon\phi}{m_s}} \end{cases} \end{cases}$$

in which $A = \sqrt{\frac{\xi_s}{2\pi}} n_{0s}$, and $\xi_s = \frac{m_s}{T_s}$ are the amplitude and the normalization factor respectively. $\varepsilon(v) = \frac{\xi_s}{2}(v - v_0)^2 + \phi \frac{q_s}{T_s}$ represents the (normalized) energy of particles in which $\varepsilon_\phi = q_s \phi$. This invokes a self-consistent localized compressional profile in density, in other words initial density perturbation (IDP). The IDP is characterized by a nonlinear structure in the phase space of electrons which can take three different forms, namely hollows, humps and plateau based on a variable called *trapping parameter* (β). We start with an IDP at rest ($v_0 = 0$), that breaks into two oppositely drifting density perturbations (DDPs). Each of the DDPs, later on, breaks into a number of IA solitary waves, hence the IA solitary waves are produced self-consistently in the following simulations⁷. The velocity of solitary waves stays slightly above the ion-acoustic speed⁷.

On next step, these IA solitary waves are isolated and arranged in a periodically bounded simulation

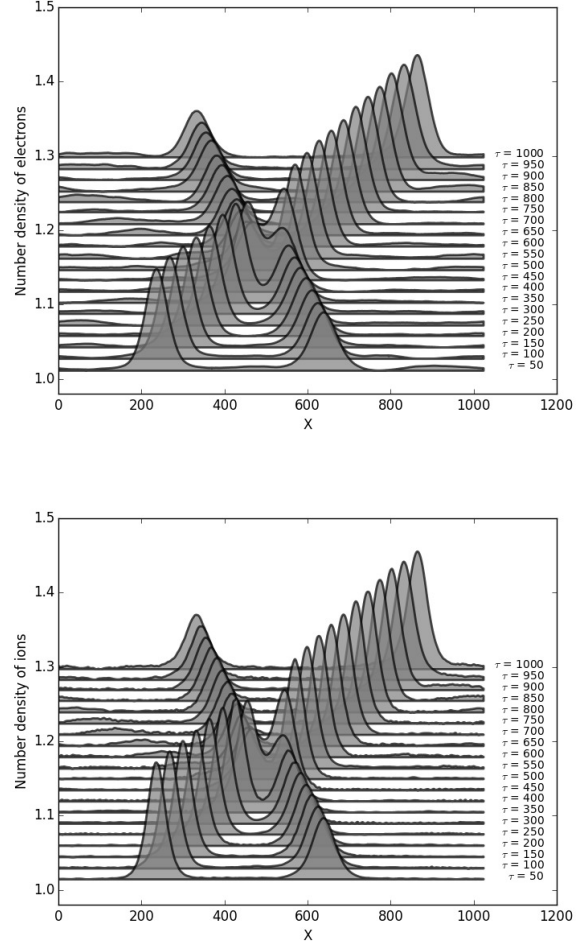


FIG. 1: Overtaking collision of two IA solitary waves is presented in temporal evolution of number density of (a) electrons and (b) ions. Starting from time $\tau = 50$ (the lowest line) to $\tau = 1000$ (the highest line) shown in 20 intervals.

boxes to create different scenarios of collisions. Note that trapped population of the electrons accompanying the IA solitary waves possess the same trapping parameter (β), hence the same form in the phase space, as the IDP that they are originated from. Simulations are one dimensional (1D+1V) and the ratio of electron and ion mass and temperature are $\frac{m_i}{m_e} = 100$ and $\frac{T_e}{T_i} = 64$ respectively. For more details see Ref. 7.

The length of the simulation box is $L_x = 1024$ and $(v_{min}, v_{max}) = (-600, 600)$ for electrons. For ions the velocity box is $(v_{min}, v_{max}) = (-6, 6)$. The grid size for both species is $(N_x, N_v) = (1024, 4000)$. Although the simulations are carried out for different values of β , here we are just presenting the results with $\beta = -0.1, 0.0, 0.2$ which will be specified accordingly.

Fig. 1 displays the results for a collision between two IA solitary waves with a considerable difference between their velocities. For such cases, the small/secondary effects of repulsion, originating from the same charges of trapped populations, can not im-

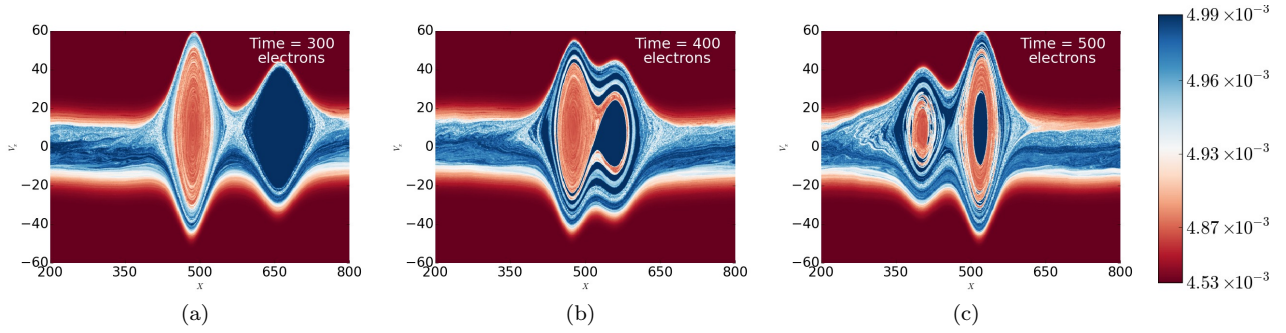


FIG. 2: Phase space of electrons are shown in three different time steps in case of overtaking collision, namely before ($\tau = 300$), during ($\tau = 400$) and after ($\tau = 500$) the collision. Before the collision ($\tau = 300$), solitary waves on the left (right) is accompanied by a hole (plateau) with $\beta = -0.1$ ($\beta = 0$).

pose any noticeable influence on the collision process. Therefore, IA solitary waves come close to each other, their profiles merge and afterwards they reappear without any change in their features except for the small phase shift in their trajectories, i.e. soliton-like behavior.

Fig. 2 displays the phase space structures for the aforementioned collision, in the electrons distribution function. The right (left) propagating solitary waves is accompanied by a hole (plateau) before the collision (see Fig. 2.a) with $\beta = 0$ ($\beta = -0.1$). When they overlap, exchange of trapped population happens (Fig. 2.b). Finally, they depart in their direction as before the collision but with some portion of the trapped population acquired from each other. Note that, despite all the alteration in the internal structure of the trapped population in the phase space, their features on the fluid level (number density profiles) stays the same as before the collision. Furthermore, on the kinetic level, the overall shape and area of the trapped population goes unaltered as well. For more details discussion on this see Refs. 5 and 6 in which the stability versus mutual collisions is extensively discussed. Collision process through kinetic theoretical treatment is also discussed in Ref.[28].

Fig. 3 shows the results of simulation for a mutual collision between two IA solitary waves with comparatively small relative velocity. The collision process exhibits a remarkable difference with the previous case studied in Figs. 1 and 2. The two IA solitary waves approach each other, they start the overlapping process. However, this stops and they bounce off each other continue their propagation in the opposite direction. Note that the profiles here are shown in the window moving with their relative velocity.

The analysis of the two solitary waves' features, both for electron and ion profiles, are shown in Fig. 4. The change in their velocities can be recognized which is a symmetric exchange of velocity between them. Since two solitary waves carry roughly the same number of trapped particles, they possess almost equal mass and the conservation of momentums dictates this

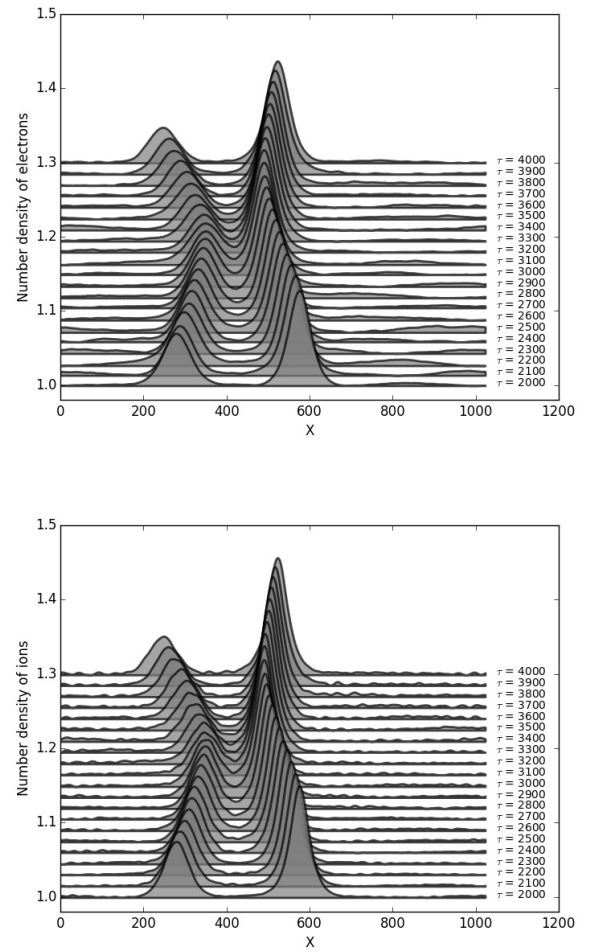


FIG. 3: Scattering of two IA solitary waves is shown in temporal evolution of number density of (a) electrons and (b) ions. Starting from time $\tau = 2000$ (the lowest line) to $\tau = 4000$ (the highest line) shown in 20 intervals.

symmetry. There exist some small changes in the amplitude and width, which take place due to the short overlapping and the exchange of trapped population

during that time.

Furthermore, the details of temporal progression of electrons distribution function of trapped population are presented Fig. 5 during collision. The overlapping takes place at $\tau = 3000$, and afterwards, the two depart in the opposite direction. Comparing this behavior with the collision of large relative velocity highlights (see Figs. 2 and 3) the sharp different between temporal evolution of the two cases. Our interpretation of the process suggests that electrostatic forces between the two trapped populations of electrons, which are carrying the same charge, causes them to repel each other. Consequently, this causes the two electron holes to experience scattering phenomena.

We have carried some more simulations to determine the effect of trapping parameter β on the process of the scattering. Our results show that the effect of trapping parameter is negligible if the overall shape and amplitude of the nonlinear solutions stay the same.

In summary, we have shown the existence of elec-

tron holes scattering from each other for ion-acoustic (IA) regime based on a fully kinetic simulation approach. By adopting the chain formation process, we have managed to create self-consistent IA solitary waves from an initial density perturbation (IDP)⁷. By using them in different scenarios, we have shown that when the relative velocity of two electron holes are small enough, their trapped population of electrons with the same charge play the role of repelling force and cause them to bounce off each other.

G. Brodin and S. M. Hosseini Jenab would like to acknowledgment financial support by the Swedish Research Council, grant number 2016-03806. FS likes to thank the Deutsche Forschungsgemeinschaft (DFG) for support through grant SP 1124/9. This work is based upon research supported by the National Research Foundation and Department of Science and Technology. Any opinion, findings and conclusions or recommendations expressed in this material are those of the authors and therefore the NRF and DST do not accept any liability in regard thereto.

-
- ¹ Bernstein, I. B., Greene, J. M., and Kruskal, M. D., *Physical Review* **108**, 546 (1957).
- ² Cattell, C., Klumparfi, D., Shelley, E., Petersonfi, W., Moebius, E., and Kistler, L., *Geophysical Research Letters* **25**, 2041 (1998).
- ³ Deng, X., Tang, R., Matsumoto, H., Pickett, J., Frazier, A., Kojima, H., Baumjohann, W., Coates, A., Nakamura, R., Gurnett, D., *et al.*, *Advances in Space Research* **37**, 1373 (2006).
- ⁴ Dupree, T. H., *The Physics of fluids* **26**, 2460 (1983).
- ⁵ Eliasson, B. and Shukla, P. K., *Physics reports* **422**, 225 (2006).
- ⁶ Hobara, Y., Walker, S., Balikhin, M., Pokhotelov, O., Gedalin, M., Krasnoselskikh, V., Hayakawa, M., André, M., Dunlop, M., Rème, H., *et al.*, *Journal of Geophysical Research: Space Physics* **113** (2008).
- ⁷ Hosseini Jenab, S. M. and Spanier, F., *Physics of Plasmas* **23**, 102306 (2016).
- ⁸ Hosseini Jenab, S. M. and Spanier, F., *Physical Review E* **95**, 053201 (2017).
- ⁹ Hosseini Jenab, S. M. and Spanier, F., *Physics of Plasmas* **24**, 032305 (2017).
- ¹⁰ Kakad, A., Omura, Y., and Kakad, B., *Physics of Plasmas (1994-present)* **20**, 062103 (2013).
- ¹¹ Kakad, B., Kakad, A., and Omura, Y., *Journal of Geophysical Research: Space Physics* **119**, 5589 (2014).
- ¹² Kuznetsov, E., Rubenchik, A., and Zakharov, V. E., *Physics Reports* **142**, 103 (1986).
- ¹³ Mandal, D. and Sharma, D., *Physics of Plasmas (1994-present)* **23**, 022108 (2016).
- ¹⁴ Omura, Y., Matsumoto, H., Miyake, T., and Kojima, H., *Journal of Geophysical Research: Space Physics* **101**, 2685 (1996).
- ¹⁵ Pickett, J., Kahler, S., Chen, L.-J., Huff, R., Santolik, O., Khotyaintsev, Y., Décreau, P., Winningham, D., Frahm, R., Goldstein, M., *et al.*, *Nonlinear Processes in Geophysics* **11**, 183 (2004).
- ¹⁶ Saeki, K. and Genma, H., *Physical review letters* **80**, 1224 (1998).
- ¹⁷ Sagdeev, R., *Reviews of Plasma Physics* **4**, 23 (1966).
- ¹⁸ Schamel, H., *Plasma Physics* **13**, 491 (1971).
- ¹⁹ Schamel, H., *Journal of Plasma Physics* **7**, 1 (1972).
- ²⁰ Schamel, H., *Plasma Physics* **14**, 905 (1972).
- ²¹ Schamel, H., Das, N., and Borah, P., *Physics Letters A* **382**, 168 (2018).
- ²² Scott, A. C., *The nonlinear universe: chaos, emergence, life* (Springer Science & Business Media, 2007).
- ²³ Shafranov, V. D., *Reviews of Plasma Physics*, Vol. 22 (Springer Science & Business Media, 2012).
- ²⁴ Sharma, S., Sengupta, S., and Sen, A., *Physics of Plasmas (1994-present)* **22**, 022115 (2015).
- ²⁵ Tran, M., *Physica Scripta* **20**, 317 (1979).
- ²⁶ Wadati, M., *Pramana* **57**, 841 (2001).
- ²⁷ Zabusky, N. J. and Kruskal, M. D., *Physical review letters* **15**, 240 (1965).
- ²⁸ Zhou, C. and Hutchinson, I. H., *Physics of Plasmas* **25**, 082303 (2018).

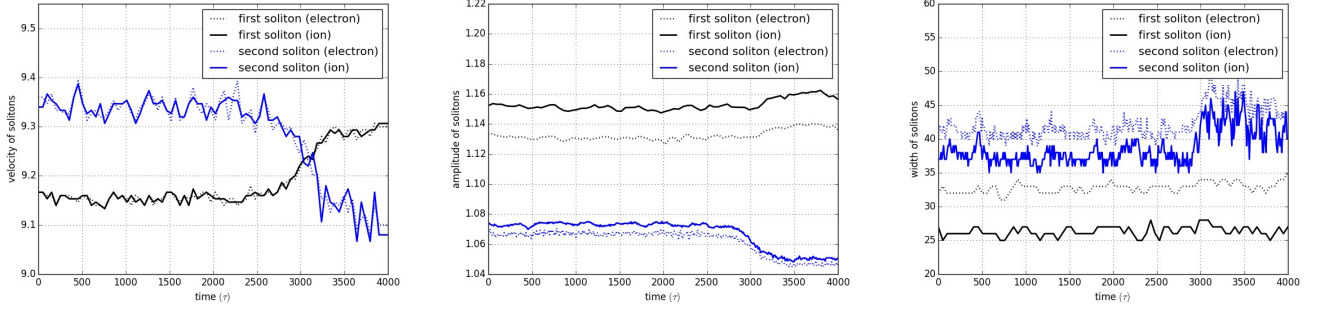


FIG. 4: Features of number densities of plasma components, i.e. electrons and ions, are presented for the two electron holes involved in scattering process. The scattering causes them to change velocity with each other. However, the other characteristics, i.e. width and amplitude, stay the same.

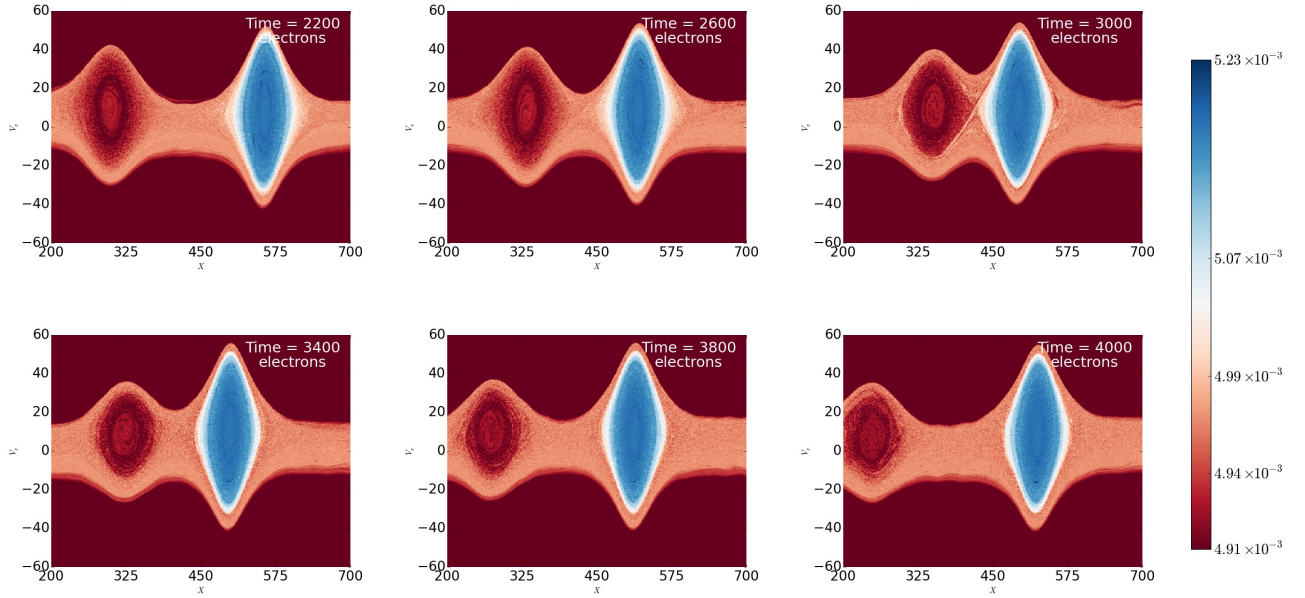


FIG. 5: scattering of two electron holes which is shown in temporal evolution of their associated trapped population of electrons in the phase space. The left (right) structure is accompanied by a hollow (hump) with $\beta = 0$ ($\beta = 0.2$).