

Astro2020 Science White Paper

Cosmic evolution of supermassive black holes: A view into the next two decades

Thematic Areas:

<input checked="" type="checkbox"/> Formation and Evolution of Compact Objects	<input type="checkbox"/> Planetary Systems	<input type="checkbox"/> Star and Planet Formation
<input type="checkbox"/> Stars and Stellar Evolution	<input type="checkbox"/> Resolved Stellar Populations and their Environments	<input checked="" type="checkbox"/> Cosmology and Fundamental Physics
<input checked="" type="checkbox"/> Galaxy Evolution	<input type="checkbox"/> Multi-Messenger Astronomy and Astrophysics	

Principal Authors:

Francesca Civano¹ (E-mail: fcivano@cfa.harvard.edu; Tel: +1 617-792-3190), Nico Cappelluti², Ryan Hickox³, Rebecca Canning^{4,5}

Co-authors:

James Aird⁶, Marco Ajello⁷, Steve Allen^{4,5}, Eduardo Bañados⁸, Laura Blecha⁹, William N. Brandt¹⁰, Marcella Brusa¹¹, Francisco Carrera¹², Massimo Cappi¹³, Andrea Comastri¹³, Klaus Dolag^{14,15}, Megan Donahue¹⁶, Martin Elvis¹, Giuseppina Fabbiano¹, Francesca Fornasini¹, Poshak Gandhi¹⁷, Antonis Georgakakis¹⁸, Kelly Holley-Bockelmann¹⁹, Anton Koekemoer²⁰, Andrew Goulding²¹, Mackenzie Jones¹, Sibasish Laha²², Stephanie LaMassa²⁰, Giorgio Lanzuisi¹³, Lauranne Lanz³, Adam Mantz^{4,5}, Stefano Marchesi⁷, Mar Mezcua²³, Beatriz Mingo²⁴, Kirpal Nandra¹⁸, Daniel Stern^{25,26}, Doug Swartz²⁷, Grant Tremblay¹, Panayiotis Tzanavaris²⁸, Alexey Vikhlinin¹, Fabio Vito^{29,30}, Belinda Wilkes¹

Abstract:

The discoveries made over the past 20 years by *Chandra* and *XMM-Newton* surveys in conjunction with multiwavelength imaging and spectroscopic data available in the same fields have significantly changed the view of the supermassive black hole (SMBH) and galaxy connection. These discoveries have opened up several exciting questions that are beyond the capabilities of current X-ray telescopes and will need to be addressed by observatories in the next two decades. As new observatories peer into the early Universe, we will begin to understand the physics and demographics of SMBH infancy (at $z > 6$) and investigate the influence of their accretion on the formation of the first galaxies (§ 2.1). We will also be able to understand the accretion and evolution over the cosmic history (at $z \sim 1-6$) of the full population of black holes in galaxies, including low accretion rate, heavily obscured AGNs at luminosities beyond the reach of current X-ray surveys (§2.2 and §2.3), enabling us to resolve the connection between SMBH growth and their environment.

Endorsers:

Scott Anderson³¹, Vallia Antoniou^{1,32}, Manuel Aravena³³, Ashraf Ayubinia³⁴, Mitchell Begel-

man ³⁵, Arash Bodaghee ³⁶, Tamara Bogdanović ³⁷, Rozenn Boissay-Malaquin ³⁸, Angela Bongiorno ³⁹, Peter Boorman ¹⁷, Stefano Borgani ⁴⁰, Richard Bower ⁴¹, Laura Brenneman ¹, Volker Bromm ⁴², Esra Bulbul ¹, David Burrows ¹⁰, Claude Canizares ⁴³, Chien-Ting Chen ²⁷, Igor V. Chilingarian ¹, Damian J. Christian ⁴⁴, Benedetta Ciardi ¹⁵, Alison Coil ²², Thomas Connor ⁴⁵, Paolo Coppi ⁴⁶, Darren Croton ⁴⁷, Akaxia Cruz ³¹, Raffaele D’Ábrusco ¹, Filippo D’Ammando ¹³, Romeel Davé ⁴⁸, Gisella De Rosa ²⁰, Ivan Delvecchio ⁴⁹, Casey DeRoo ⁵⁰, Kelly A. Douglass ⁵¹, Abraham Falcone ¹⁰, Xiaohui Fan ⁵², Claude-André Faucher-Giguère ⁵³, Gary Ferland ⁵⁴, K. E. Saavik Ford ⁵⁵, William Forman ¹, Antonella Fruscione ¹, Keigo Fukumura ⁵⁶, Massimiliano Galeazzi ², David Garofalo ⁵⁷, Massimo Gaspari ²¹, Lisseth Gavilan Marin ⁵⁸, Jonathan Gelbord ⁵⁹, Vittorio Ghirardini ¹, Roberto Gilli ¹³, Omaira González Martín ⁶⁰, Dale Graessle ¹, Gian Luigi Granato ⁴⁰, Paul J. Green ¹, Richard Griffiths ⁶¹, Melanie Habouzit ⁶², Martin Haehnelt ⁶³, Daryl Haggard ⁶⁴, Nimish Hathi ²⁰, Jeffrey Hazboun ⁶⁵, Ralf K. Heilmann ⁴³, Lars Hernquist ¹, Julie Hlavacek-Larrondo ⁶⁶, Phil Hopkins ²⁵, David James ¹, Manasvita Joshi ⁶⁷, Philip Kaaret ⁵⁰, Elias Kammoun ⁶⁸, Nikita Kamraj ²⁵, Margarita Karovska ¹, Demosthenes Kazanas ²⁸, Ildar Khabibullin ^{15,69}, Dong-Woo Kim ¹, Juna A. Kollmeier ⁴⁵, Albert Kong ⁷⁰, Alvaro Labiano ⁷¹, Claudia Lagos ⁷², George Lansbury ⁶³, Erwin Lau ², Denis Leahy ⁷³, Bret Lehmer ⁷⁴, Laura Lopez ⁷⁵, Lorenzo Lovisari ¹, Ray A. Lucas ²⁰, Chelsea MacLeod ¹, Kristin K. Madsen ²⁵, W. Peter Maksym ¹, Alberto Masini ³, Barry McKernan ⁵⁵, Takamitsu Miyaji ⁷⁶, Richard Mushotzky ⁷⁷, Adam Myers ⁷⁸, Qingling Ni ¹⁰, Joy Nichols ¹, Kenichi Nishikawa ⁷⁹, Emil Noordeh ^{4,5}, Paul Nulsen ¹, Anna Ogorzalek ^{4,5}, Feryal Ozel ⁵², Fabio Pacucci ⁸⁰, Frits Paerels ⁸¹, Antonella Palmese ⁸², Aaron B. Pearlman ²⁵, Eric Perlman ⁸³, Richard M. Plotkin ⁸⁴, Stephanie Podjed ³, Meredith Powell ⁴⁶, Francis A. Primini ¹, Andrew Ptak ²⁸, Mitchell Revalski ³⁶, David Rosario ⁴¹, Bassem Sabra ⁸⁵, Dhaka Sapkota ², Gerrit Schellenberger ¹, Dominic Sicilian ², Lorenzo Sironi ⁸¹, Patrick Slane ¹, Benny Trakhtenbrot ⁸⁶, Virginia Trimble ⁸⁷, Sara Turriziani ⁸⁸, Reinout van Weeren ⁸⁹, Cristian Vignali ¹¹, Robert V. Wagoner ^{4,5}, Devin Walker ³, Junxian Wang ³⁴, Norbert Werner ⁹⁰, Lacey West ⁷⁴, J. Craig Wheeler ⁴², Daniel Wik ⁹¹, Benjamin Williams ³¹, Diana Worrall ⁹², Wei Yan ³, Guang Yang

10

¹ Center for Astrophysics | Harvard & Smithsonian, Cambridge, MA 02138

² University of Miami, Coral Gables, FL 33124, USA

³ Department of Physics & Astronomy, Dartmouth College, Hanover, NH 03755, USA

⁴ Stanford University, Stanford, CA 94305, USA

⁵ Kavli Institute for Particle Astrophysics and Cosmology, Stanford 94305, USA

⁶ University of Leicester, University Rd, Leicester LE1 7RH, UK

⁷ Clemson University, Clemson, South Carolina, USA

⁸ Max-Planck-Institut für Astronomie, Königstuhl 17, D-69117, Heidelberg, Germany

⁹ University of Florida, Gainesville, FL 32611, USA

¹⁰ The Pennsylvania State University, University Park, PA 16802, USA

¹¹ Università di Bologna, via Gobetti 93/2, 40129 Bologna, Italy

¹² Instituto de Física de Cantabria (CSIC-UC), Avenida de los Castros, 39005 Santander, Spain

¹³ INAF - Osservatorio di Astrofisica e Scienza dello Spazio, via Piero Gobetti 93/3, I-40129 Bologna, Italy

¹⁴ Ludwig-Maximilians-Universität, Scheinerstr. 1, 81679 Munich, Germany

¹⁵ Max-Planck-Institut für Astrophysik, Karl-Schwarzschild-Straße 1, 85748 Garching, Germany

¹⁶ Michigan State University, East Lansing, MI 48824-2320, USA

- ¹⁷ Department of Physics & Astronomy, Faculty of Physical Sciences and Engineering, University of Southampton, Southampton, SO17 1BJ, UK
- ¹⁸ Max-Planck-Institut für extraterrestrische Physik (MPE), Giessenbachstrasse 1, D-85748 Garching bei München, Germany
- ¹⁹ Physics & Astronomy Department, Vanderbilt University, PMB 401807, 2301 Vanderbilt Place, Nashville, TN 37235, USA
- ²⁰ Space Telescope Science Institute, Baltimore, MD 21218, USA
- ²¹ Princeton University, Princeton, NJ 08544, USA
- ²² University of California San Diego, La Jolla, CA 92093, USA
- ²³ Institute of Space Sciences (IEEC-CSIC) Campus UAB, Carrer de Can Magrans, s/n 08193 Barcelona, Spain
- ²⁴ The Open University, Milton Keynes, UK
- ²⁵ California Institute of Technology, Pasadena, CA 91125, USA
- ²⁶ Jet Propulsion Laboratory, California Institute of Technology, Pasadena, CA, USA
- ²⁷ Marshall Space Flight Center, Huntsville, Alabama, USA
- ²⁸ Goddard Space Flight Center, Greenbelt, MD 20771 USA
- ²⁹ Pontifical Catholic University of Chile, Instituto de Astrofísica, Santiago, Chile
- ³⁰ Chinese Academy of Sciences South American Center for Astronomy, China
- ³¹ University of Washington, Seattle 98195, USA
- ³² Texas Tech University, 2500 Broadway, Lubbock, TX 79409, USA
- ³³ Núcleo de Astronomía, Facultad de Ingeniería y Ciencias, Universidad Diego Portales, Santiago, Chile
- ³⁴ University of Science and Technology of China, 1129 Huizhou Ave, Baohe Qu, Hefei Shi, Anhui Sheng, China
- ³⁵ University of Colorado, Boulder, CO 80309, USA
- ³⁶ Georgia State University, Atlanta, GA 30302, USA
- ³⁷ Georgia Institute of Technology, North Ave NW, Atlanta, GA 30332, USA
- ³⁸ MIT Kavli Institute for Astrophysics and Space Research. Massachusetts Institute of Technology. 77 Massachusetts Avenue, 37-241. Cambridge, MA 02139, USA
- ³⁹ INAF Osservatorio Astronomico di Roma, Via Frascati 33, Monte Porzio Catone, Italy
- ⁴⁰ INAF - Osservatorio Astronomico di Trieste, Via G.B. Tiepolo 11, 34143 Trieste, Italy
- ⁴¹ Department of Physics, Lower Mountjoy, South Rd, Durham DH1 3LE, UK
- ⁴² University of Texas at Austin, Texas, USA
- ⁴³ Massachusetts Institute of Technology, Cambridge, MA 02139, USA
- ⁴⁴ California State University Northridge, 18111 Nordhoff St, Northridge, CA 91330, USA
- ⁴⁵ The Observatories of the Carnegie Institution for Science, 813 Santa Barbara St., Pasadena, CA 91101, USA
- ⁴⁶ Department of Physics, Yale University, New Haven, CT 06520, USA
- ⁴⁷ Swinburne University of Technology, John St, Hawthorn VIC 3122, Australia
- ⁴⁸ University of Edinburgh, EH8 9YL Edinburgh, UK
- ⁴⁹ Service d'Astrophysique, CEA Saclay, Orme des Merisiers, F-91191 Gif-sur-Yvette, France
- ⁵⁰ University of Iowa, Iowa City, IA 52242, USA
- ⁵¹ Department of Physics and Astronomy, University of Rochester, 500 Joseph C. Wilson Boulevard, Rochester, NY 14627, USA
- ⁵² Department of Astronomy/Steward Observatory, University of Arizona, Tucson, AZ 85721,

USA

- ⁵³ Northwestern University, Evanston, IL 60201, USA
- ⁵⁴ University of Kentucky, Lexington, KY 40506, USA
- ⁵⁵ Borough of Manhattan Community College, The City University of New York, 199 Chambers Street, New York, NY 10007
- ⁵⁶ James Madison University, 800 S Main St, Harrisonburg, VA 22807, USA
- ⁵⁷ Kennesaw State University, Kennesaw, Georgia, USA
- ⁵⁸ NASA Ames Research Center, Moffett Field, CA 94035, USA
- ⁵⁹ Spectral Sciences, Inc.
- ⁶⁰ Instituto de Radioastronomía y Astrofísica, Universidad Nacional Autónoma de México, México
- ⁶¹ University of Hawaii, Honolulu, HI 96822, USA
- ⁶² Center for Computational Astrophysics, 162 5th Ave, 10010, New York, NY, USA
- ⁶³ Institute of Astronomy, University of Cambridge, Cambridge CB3 0HA, UK
- ⁶⁴ McGill University, Montreal, QC H3A 2T8, Canada
- ⁶⁵ University of Washington, Bothell, WA 98011, USA
- ⁶⁶ Université de Montréal, Montréal, Quebec, Canada
- ⁶⁷ Boston University, Boston, MA 02215, USA
- ⁶⁸ University of Michigan, Ann Arbor, MI 48109, USA
- ⁶⁹ Space Research Institute, Profsoyuznaya 84/32, Moscow 117997, Russia
- ⁷⁰ Institute of Astronomy, National Tsing Hua University, Taiwan
- ⁷¹ Centro de Astrobiología (CAB, CSIC-INTA), 28850 Torrejón de Ardoz, Spain
- ⁷² International Centre for Radio Astronomy Research, University of Western Australia, 7 Fairway, Crawley, 6009, WA, Australia
- ⁷³ University of Calgary, 2500 University Drive NW Calgary, AB T2N 1N4 Canada
- ⁷⁴ University of Arkansas, Fayetteville, AR 72701
- ⁷⁵ The Ohio State University, Columbus, OH 43212, USA
- ⁷⁶ Instituto de Astronomía sede Ensenada, Universidad Nacional Autónoma de México, México
- ⁷⁷ University of Maryland, College Park, MD 20742, USA
- ⁷⁸ Department of Physics and Astronomy, University of Wyoming, Laramie, WY 82071, USA
- ⁷⁹ Department of Physics, University of Alabama in Huntsville, ZP12, Huntsville, AL 35899, USA
- ⁸⁰ Kapteyn Astronomical Institute, University of Groningen, P.O. Box 800, 9700 AV Groningen, The Netherlands
- ⁸¹ Columbia University, New York, NY 10027, USA
- ⁸² Fermi National Accelerator Laboratory, Batavia, IL 60510, USA
- ⁸³ Florida Institute of Technology, 150 W University Blvd, Melbourne, FL 32901, USA
- ⁸⁴ University of Nevada, Reno, NV 89557, USA
- ⁸⁵ Dept of Physics & Astronomy, Notre Dame University–Louaize, Lebanon
- ⁸⁶ Tel-Aviv University, 69978 Tel-Aviv, Israel
- ⁸⁷ University of California, Irvine, CA 92697, USA
- ⁸⁸ Computational Astrophysics Laboratory – RIKEN, 2-1 Hirosawa, Wako, Saitama, Japan
- ⁸⁹ Lorentz Institute, Leiden University, Niels Bohrweg 2, Leiden, NL 2333 CA, The Netherlands
- ⁹⁰ MTA-Eötvös Loránd University, Hungary/Masaryk University, Czech Republic
- ⁹¹ University of Utah, Department of Physics and Astronomy, 115 S 1400 E, Salt Lake City, UT 84112, USA
- ⁹² University of Bristol, Tyndall Ave, Bristol BS8 1TL, UK

1 Introduction

The past two decades have revealed strong links between the cosmic evolution of supermassive black holes (SMBHs), their host galaxies, and dark matter halos. In the local Universe, SMBH masses are tightly correlated with their host-galaxy bulge luminosity and stellar velocity dispersion (e.g., Kormendy & Ho 2013), while at higher redshifts, the global density of star formation and SMBH growth follow a common trend, rising from the epoch of reionization to $z \sim 2-3$, then steeply declining to the current epoch. Feedback from growing SMBHs as active galactic nuclei (AGNs; see Laha et al. 2019, Tombesi et al. 2019) is critical for reproducing the observed populations of galaxies and their host halos in models (e.g., McAlpine et al. 2018, Weinberger et al. 2018). Despite this progress, the nature of SMBH fueling and the interplay between SMBHs and their hosts remain unclear, particularly before the peak epoch of structure formation.

To uncover the co-evolution of SMBHs and galaxies, we must probe the full scope of cosmic time to detect and characterize large samples of AGNs and their hosts, including sources that are heavily obscured by gas and dust (e.g., Hickox & Alexander 2018). While AGNs can be identified and studied across a range of wavelengths (e.g., Padovani et al. 2017), a particularly powerful waveband for AGN selection is in the X-rays. At X-ray energies, the contamination from non-nuclear emission, mainly due to star formation processes, can be far less significant than in broad-band optical and IR observations. This white paper will focus on X-ray observations.

Over the past 20 years, *Chandra* and *XMM-Newton* X-ray surveys have successfully collected a clean and largely unbiased sample of AGNs ($\sim 60,000$) up to $z = 5$ (e.g., Brusa et al. 2010, Nandra et al. 2015, LaMassa et al. 2016, Civano et al. 2016, Luo et al. 2017, Chen et al. 2018, Masini et al. in prep.). These samples cover a broad range of luminosities (down to $L_X \sim 10^{44}$ erg s $^{-1}$ at $z = 5$ and $L_X = 10^{39}$ erg s $^{-1}$ at $z = 0.5$; see Fig. 1), corresponding to BH masses of $10^6 - 10^9 M_\odot$, and include large numbers of both unobscured and obscured AGNs. In concert with multiwavelength data, X-ray observations have made a number of key discoveries: (1) massive ($>10^9 M_\odot$) accreting SMBHs already existed at $z \sim 7.5$, challenging seed formation models; (2) AGN number densities peak at $z \sim 2-3$, with luminous sources peaking earlier in cosmic time and with most of the accretion being obscured; (3) correlations exist between SMBH accretion and galaxy properties, particularly with stellar/dark matter halo mass and (perhaps indirectly) star formation, although due to AGN stochasticity these can only be revealed in statistical samples.

These discoveries have opened up several exciting questions that are beyond the capabilities of current facilities and will need to be addressed by new observatories into the next two decades:

- **How did the first SMBHs form and grow so rapidly in the early Universe?**
- **What is the complete census of growing SMBHs from cosmic dawn ($z \sim 6$) to the peak formation epoch ($z \sim 2$) and beyond?**
- **How does SMBH accretion influence the growth of galaxies and large-scale structures?**

In this white paper, we will discuss these questions and also highlight how some future missions, such as ESA's *Athena* (Nandra et al. 2013), and proposed concept missions, such as *Lynx* (The Lynx team 2018) and *AXIS* (Mushotzky et al. 2018), will help us address them.

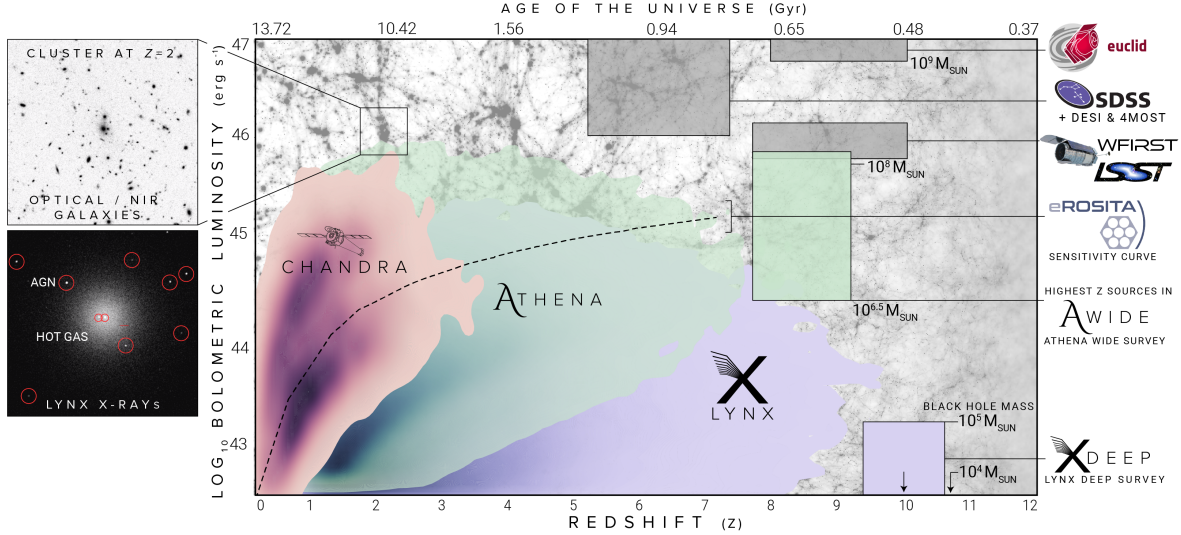


Figure 1: Redshift and bolometric luminosity (with corresponding SMBH masses for Eddington-limited accretion) distributions to be probed by future X-ray facilities (*Athena* and *Lynx*), compared with current *Chandra* surveys and the *eROSITA* limit at the ecliptic poles. In this figure, the total time allocated to surveys for future mission is ~ 25 Ms. The ranges covered by high-redshift optical and NIR wide surveys are reported (gray boxes). The left inset shows how high-resolution observatories will resolve AGNs in groups and cluster of galaxies at $z \sim 2$ (see Mantz et al. 2019).

2 Understanding the build up of SMBHs and galaxies

2.1 Black holes and galaxies at cosmic dawn

The ultimate origin of SMBHs is still unknown and remains one of the most pressing open questions in astrophysics. Optical and NIR surveys have revealed the existence of SMBHs with masses of $10^9 M_{\odot}$ up to $z \sim 7.5$ when the Universe was only 600 Myr old (e.g., Mortlock et al. 2011, Bañados et al. 2018). This discovery lead to the proposal of several BH seed formation models, including: (1) direct collapse of early pristine massive clouds (Begelman et al. 2006); (2) Pop III star remnants (Bromm & Loeb 2006); (3) coalescence of stellar mass BHs in star clusters (e.g., Devecchi & Volonteri 2009); and (4) primordial BHs formed during inflation (Hawking 1971).

A complete understanding of SMBH origins and their contributions to reionization demands both the census of massive, luminous AGNs at $z > 6$ as well as direct measurements of the lower-mass seeds, forming and growing at $z = 10-15$. The first can be observed by surveying wide areas (tens of deg^2) at the equivalent of the faintest *Chandra* flux ($\sim 10^{-17} \text{ erg s}^{-1} \text{ cm}^{-2}$), e.g. with the proposed *Athena-WFI* survey strategy (as in Fig. 1; Aird et al. 2013). The second requires extreme X-ray detection limits ($10^{-19} \text{ erg s}^{-1} \text{ cm}^{-2}$), implying an observatory with both large effective area and sub-arcsecond angular resolution, to avoid source confusion, such as e.g. *Lynx* and *AXIS*.

A major challenge will be obtaining rest-frame optical counterparts for these X-ray sources, since these will be extremely faint at all wavelengths (e.g., Volonteri et al. 2017). In Fig. 2, we compare the limiting BH masses detectable in X-ray surveys with a flux limit range from $10^{-17} \text{ erg s}^{-1} \text{ cm}^{-2}$, the *Athena* flux limit, to $10^{-19} \text{ erg s}^{-1} \text{ cm}^{-2}$, the ultimate depth reachable with *Lynx*. *AXIS*, with comparable angular resolution to *Lynx* but a smaller effective area, will reach a depth between these two limits. Fig. 2 shows that the combination of *Athena* and *WFIRST* will provide X-ray and NIR information for growing seeds at $z \sim 5-8$ and *Lynx* (or *AXIS*) will peer into the early Universe to $z \geq 10$ and at lower mass, in concert with *JWST*.

While predictions for the number density of early BH seeds are still uncertain (Haiman et al.

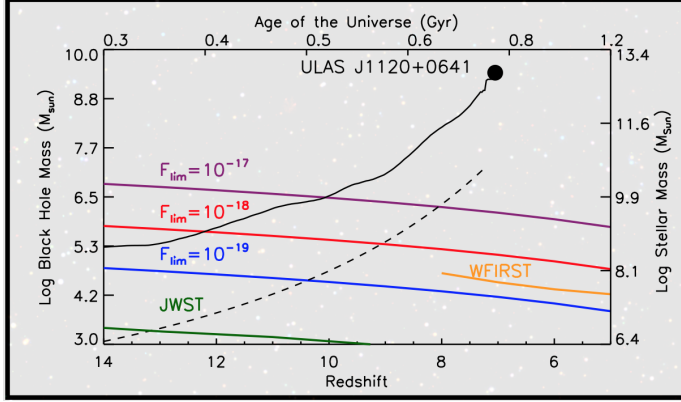


Figure 2: Simulated growth of a massive BH seed ($10^5 M_{\odot}$ at $z=20$, solid) up to the size of *ULAS1120 + 0641* and of a low-mass seed ($10^2 M_{\odot}$ at $z=20$, dashed) using the prescriptions in Pacucci et al. (2017) and continuous Eddington limited growth, respectively. These are compared with 0.5-2 keV limiting sensitivities for *Athena* (magenta), *AXIS* (red) and *Lynx* (blue). The BH mass limits (derived from M_x ; Song et al. 2016) detectable by *JWST* (green) and *WFIRST* (orange) observations are reported. X-ray observatories will detect the low mass BHs in the first galaxies detected by *JWST* and *WFIRST*.

2019), it is clear that combining a deep X-ray survey with sub-arcsecond positional accuracy with *JWST* and *WFIRST* data will return a sample of tens to thousands of X-ray selected SMBH seeds with confirmed counterparts (Fig. 1). With these samples, it will be possible to probe, for the first time, the luminosity function down to $L_X = 10^{43} \text{ erg s}^{-1}$ at $z \sim 15$, corresponding to $10^{4-5} M_{\odot}$ BHs. Progress will also be made by studying the fluctuations of the X-ray background and its counterparts (see e.g., Kashlinsky et al. 2018, Cappelluti et al. 2013, 2017), but the strongest constraints will come from direct detections of lower-mass seed BHs in the “first stars” epoch.

2.2 The full population of black holes from cosmic dawn to cosmic noon and the connection with the host galaxy

Beyond the origin of SMBHs, studying their growth from “cosmic dawn” at $z > 6$ to “cosmic noon” at $z \sim 1-2$ is essential for understanding their co-evolution with galaxies, in the epochs when the bulk of the Universe’s stars were formed. A recent breakthrough in our understanding of AGNs shows that they are not like light bulbs but instead “flicker” across a wide range of Eddington ratios on relatively short time scales ($< 10^{5-6}$ years; Hickox et al. 2014). Thus, to understand the full AGN population, the full dynamic range in accretion rates (and thus the full luminosity function) needs to be probed across all of cosmic time. This approach has been critical for understanding the connection between BH and galaxy growth, the nature of AGN obscuration and the evolution of AGNs in large-scale structures (e.g., Chen et al. 2013, Yang et al. 2017, Powell et al. 2018).

Observations across a wide range of wavelengths are essential for this work. Optical and IR imaging and spectroscopy can detect luminous AGNs outshining their host galaxies and can characterize the hosts of weak or obscured AGNs, while far-IR–mm observations are critical for constraining star formation and dust masses. However, due to high penetrating power and contrast with host galaxy light, X-ray observations are required for probing the full range of SMBH masses and Eddington ratios. The most recent measurements of the luminosity function probe the X-ray luminosity range $10^{42}-10^{43} \text{ erg s}^{-1}$ to $z = 2$ and $10^{45}-10^{46} \text{ erg s}^{-1}$ to $z = 5$ (e.g., Ueda et al. 2014, Miyaji et al. 2015, Aird et al. 2015, Tasnim Ananna et al. 2019). In the next few years, *eROSITA* (Merloni et al. 2012) will constrain the bright end of the luminosity function ($> 10^{45} \text{ erg s}^{-1}$) with $\sim 10^6$ AGNs over a broad redshift range (Fig. 1).

Furthermore, it is critical to probe deeper, below the “knee” of the luminosity function at the earliest epochs ($z > 3$), requiring large numbers of very faint sources (many thousands compared to the few hundreds available now; see Marchesi et al. 2016, Vito et al. 2018). The first step will be

to cover large areas down to the flux limits of the current deepest X-ray survey (the *Chandra* Deep Field-South). This will be feasible with a large effective area telescope (e.g., *Athena*), identifying tens of thousands of distant AGNs over tens of deg², to a flux limit currently available only in pencil-beam (0.1 deg²) fields (Fig. 1). The next step will be to probe to significantly fainter fluxes ($\sim 10^{-19}$ erg s⁻¹ cm⁻²), constraining the X-ray luminosity and Eddington ratio distributions at least an order of magnitude fainter. Such deep flux limits require *both* high effective area *and* angular resolution (e.g., as proposed for *Lynx*; Fig. 1). As a complementary approach, it will be possible to use X-ray stacking techniques with high-resolution X-ray data (e.g., Vito et al. 2016, Fornasini et al. 2018) to push to even fainter average fluxes ($\sim 10^{-20}$ erg s⁻¹ cm⁻²).

Counterpart identifications will be readily available by combining data from next generation space facilities (*JWST*, *WFIRST*, *Euclid*) as well as ground based 30m telescopes (ELT, GMT, TMT), allowing us to explore the distribution of AGN accretion rates as a function of key host properties (i.e., star formation rate, stellar mass, morphology), and perform statistical analyses of clustering to probe the connection between AGN and their host environment (e.g., Mendez et al. 2016, Alleinato et al. 2016, Plionis et al. 2018, Yang et al. 2018).

Finally, reaching the very faintest luminosity limits, we will probe down into the galaxy population with emission dominated by X-ray binaries and hot gas ($L_X < 10^{41}$ erg s⁻¹) as well as group and cluster-sized halos at $z \sim 2$. High spatial resolution observatories can distinguish point sources above this diffuse background, enabling simultaneous measurements of AGN properties and a *direct* measure of how AGNs populate large-scale structures (see inset in Fig. 1 and Mantz et al. 2019). Following up halos detected with CMBs-4 and *Athena*, *Lynx* will build on the legacy of *Chandra* and will map the triggering of SMBHs in the build-up of large scale structure out to $z \sim 4$. In lower-redshift systems, high-resolution X-ray imaging and spectroscopy will directly probe the effects of AGN feedback on the hot gas atmospheres in their host galaxies.

2.3 Uncovering the “hidden” black hole population

A significant number of AGNs are “hidden” by dust that only X-ray light can penetrate. The majority of this population are obscured by a dusty “torus” in close proximity to the SMBH, but dust at larger radii in the host galaxy can also shield the AGN from view.

At low-redshifts, around a third of the AGN population are known to be obscured even to hard X-rays (e.g., Risaliti et al. 1999). Dedicated observing campaigns have been focusing on some of the extreme cases (e.g., NGC 1068 with $N_H \sim 10^{25}$ cm⁻²; e.g. Bauer et al. 2015; see Fig.3). However, little is known about these sources at higher redshifts: only a few 100 candidates have been detected thus far (e.g., Brightman et al. 2014, Lanzuisi et al. 2018) and the evolution of the obscured fraction is poorly constrained (e.g., Liu et al. 2017, Zappacosta et al. 2018). Pioneering work by *NuSTAR*, operating above 20 keV, is now uncovering some of these concealed sources (Civano et al. 2015, Lansbury et al. 2017, Masini et al. 2018) but still with low numbers of photons. Theoretical models predict phases of high obscuration during gas-rich galaxy mergers when feedback from AGN may play an important role in regulating galaxy growth (e.g., Hopkins et al. 2005, Blecha et al. 2018). It is thus critical to uncover and properly model these hidden AGNs, even at the highest redshifts, to understand the connection between the obscured growth of SMBHs, their host galaxies, and the connection with mergers (which can in turn be probed directly with future space-based gravitational wave observatories, e.g. *LISA*).

Reprocessed IR emission offers one way of detecting such AGNs (e.g., Stern et al. 2005, Alexander et al. 2008, Gandhi et al. 2009, Goulding et al. 2011). Unfortunately, this suffers from

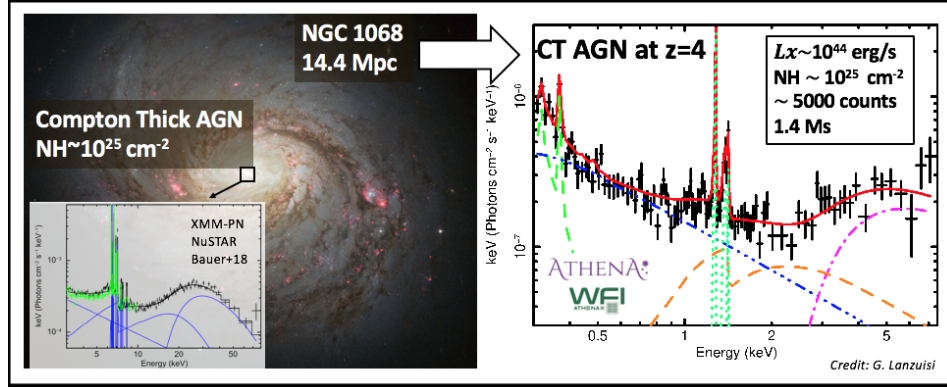


Figure 3: *Athena* will enable detailed spectral analysis of even the most obscured sources. The simulated X-ray spectrum of a $z = 4$ AGN with $N_H \sim 10^{25} \text{ cm}^{-2}$ as seen by *Athena* (right) is compared with the spectrum of the well known NGC 1068 (left), showing the same obscuring properties in the local Universe.

both contamination and dilution by the host galaxy. High sensitivity and spatial resolution NIR observations with *JWST* and *WFIRST* will begin to uncover these low-to-medium redshift AGNs buried within their host emission. We can directly observe reprocessed AGN emission in the high-energy X-rays, via the ‘Compton hump’ at 20 – 40 keV and a ubiquitous iron emission line at 6.4 keV. At $z > 2$, the Compton hump is redshifted to low-energy X-rays, making the complex spectrum of these sources accessible by soft X-ray telescopes (Fig. 3).

Probe missions in the soft and hard X-rays (e.g., *STROBE-X* and *HEX-P*, see Hickox et al. 2019) will inform us about the most luminous obscured AGNs out to ~ 2 . Only the leap in sensitivity over *Chandra* and *XMM-Newton* combined with a wide field of view, e.g. such as with *Athena*, will push the census of heavily obscured AGNs beyond the peak epoch of activity out to $z = 4$. We will be able to perform unprecedented spectral modeling, even at high redshifts, uncovering the physics of extremely obscured AGN, at levels currently available only for local sources (Fig. 3; e.g., Georgakakis et al. 2013). At even higher redshifts, the combination of effective area and spatial resolution will enable a mission such as *Lynx* to both uncover the least luminous of these hidden SMBHs and move toward a complete census of SMBH growth across cosmic time.

3 Our vision for an extragalactic survey program into the 2030s

This white paper outlines a very exciting range of science that can be completed with an extragalactic survey program in the next two decades, demanding a substantial leap forward in observing capabilities across a wide range of wavelengths. A full picture of SMBH growth and galaxy evolution requires a tiered, coordinated survey of all components: *starlight* in the rest-frame visible and NIR (planned or proposed facilities include *WFIRST*, *JWST*, LSST, *HabEx*, *LUVOIR*), *gas and dust* in the mid- and far-IR, microwaves, radio as well as sensitive optical/NIR spectroscopy and X-ray imaging (*JWST*, *OST*, ALMA, ngVLA, SKA, CMB-S4, 30m class telescopes, *XRISM* and *Athena*), and the signatures of *SMBH growth*, most powerfully probed in X-rays, IR, radio, and GW (*Athena*, *Lynx*, *AXIS*, *JWST*, *OST*, SKA, *LISA*). X-ray observations will produce the biggest breakthroughs in uncovering the complete AGN population. In the next 5 years, *Chandra Source Catalog 2* and *eROSITA* AGNs will be spectroscopically characterized by SDSS-V, 4MOST and DESI. Afterwards, *Athena* will provide a huge increase in effective area and field of view, allowing us to reach the current faintest X-ray flux levels in the deepest *Chandra* observations but over a vastly larger area (tens of deg^2). *Lynx* would then provide another enormous leap forward with

exquisite angular resolution, allowing us to push more than an order of magnitude fainter and directly resolve and study the first BHs in the early Universe. (*AXIS* would make a comparable leap in resolution but with a more modest yield in high-redshift AGNs.) We urge the Astro2020 Decadal Survey Committee to consider the compelling astrophysical questions about the cosmic evolution of SMBH growth outlined here and endorse a plan to address them in the next two decades.

References

- Aird, J., Comastri, A., Brusa, M., et al. 2013, arXiv:1306.2325
- Aird, J., Coil, A. L., Georgakakis, A., et al. 2015, MNRAS, 451, 1892
- Alexander, D. M., Chary, R.-R., Pope, A., et al. 2008, ApJ, 687, 835
- Allevato, V., Civano, F., Finoguenov, A., et al. 2016, ApJ, 832, 70
- Bañados, E., Venemans, B. P., Mazzucchelli, C., et al. 2018, Nature, 553, 473
- Bauer, F. E., Arévalo, P., Walton, D. J., et al. 2015, ApJ, 812, 116
- Begelman, M. C., Volonteri, M., & Rees, M. J. 2006, MNRAS, 370, 289
- Blecha, L., Snyder, G. F., Satyapal, S., & Ellison, S. L. 2018, MNRAS, 478, 3056
- Brightman, M., Nandra, K., Salvato, M., et al. 2014, MNRAS, 443, 1999
- Bromm, V., & Loeb, A. 2006, ApJ, 642, 382
- Brusa, M., Civano, F., Comastri, A., et al. 2010, ApJ, 716, 348
- Cappelluti, N., Arendt, R., Kashlinsky, A., et al. 2017, ApJL, 847, L11
- Cappelluti, N., Kashlinsky, A., Arendt, R. G., et al. 2013, ApJ, 769, 68
- Chen, C.-T. J., Hickox, R. C., Alberts, S., et al. 2013, ApJ, 773, 3
- Chen, C.-T. J., Brandt, W. N., Luo, B., et al. 2018, MNRAS, 478, 2132
- Civano, F., Hickox, R. C., Puccetti, S., et al. 2015, ApJ, 808, 185
- Civano, F., Marchesi, S., Comastri, A., et al. 2016, ApJ, 819, 62
- Devecchi, B., & Volonteri, M. 2009, ApJ, 694, 302
- Fornasini, F. M., Civano, F., Fabbiano, G., et al. 2018, ApJ, 865, 43
- Gandhi, P., Horst, H., Smette, A., et al. 2009, A&A, 502, 457
- Georgakakis, A., Carrera, F., Lanzuisi, G., et al. 2013, arXiv:1306.2328
- Goulding, A. D., Alexander, D. M., Mullaney, J. R., et al. 2011, MNRAS, 411, 1231
- Haiman Z. et al. 2019, *Astro2020 Science White Paper: “Electromagnetic Window into the Dawn of Black Holes”*
- Hawking, S. 1971, MNRAS, 152, 75
- Hickox, R. C., Mullaney, J. R., Alexander, D. M., et al. 2014, ApJ, 782, 9
- Hickox, R. C., & Alexander, D. M. 2018, ARAA, 56, 625
- Hickox, R. C., Civano F., et al. 2019, *Astro2020 Science White Paper: “Resolving the cosmic X-ray background with a next-generation high-energy X-ray observatory”*
- Hopkins, P. F., Hernquist, L., Martini, P., et al. 2005, ApJL, 625, L71
- Kashlinsky, A., Arendt, R. G., Atrio-Barandela, F., et al. 2018, Reviews of Modern Physics, 90, 025006
- Kormendy, J., & Ho, L. C. 2013, ARAA, 51, 511
- Laha, S., et al. 2019, *Astro2020 Science White Paper: “The physics and astrophysics of X-ray outflows from Active Galactic Nuclei.”*
- LaMassa, S. M., Urry, C. M., Cappelluti, N., et al. 2016, ApJ, 817, 172
- Liu, T., Tozzi, P., Wang, J.-X., et al. 2017, ApJs, 232, 8
- Lansbury, G. B., Alexander, D. M., Aird, J., et al. 2017, ApJ, 846, 20
- Lanzuisi, G., Civano, F., Marchesi, S., et al. 2018, MNRAS, 480, 2578
- Luo, B., Brandt, W. N., Xue, Y. Q., et al. 2017, ApJS, 228, 2
- Mantz, A., et al. 2019, *Astro2020 Science White Paper: “The Future Landscape of High-Redshift Galaxy Cluster Science”*
- Marchesi, S., Civano, F., Salvato, M., et al. 2016, ApJ, 827, 150
- Masini, A., Comastri, A., Civano, F., et al. 2018, ApJ, 867, 162

- McAlpine, S., Bower, R. G., Rosario, D. J., et al. 2018, MNRAS, 481, 3118
- Mendez, A. J., Coil, A. L., Aird, J., et al. 2016, ApJ, 821, 55
- Merloni, A., Predehl, P., Becker, W., et al. 2012, arXiv:1209.3114
- Miyaji, T., Hasinger, G., Salvato, M., et al. 2015, ApJ, 804, 104
- Mortlock, D. J., Warren, S. J., Venemans, B. P., et al. 2011, Nature, 474, 616
- Mushotzky, R. 2018, Space Telescopes and Instrumentation 2018: Ultraviolet to Gamma Ray, 10699, 1069929
- Nandra, K., Barret, D., Barcons, X., et al. 2013, arXiv:1306.2307
- Nandra, K., Laird, E. S., Aird, J. A., et al. 2015, ApJS, 220, 10
- Pacucci, F., Natarajan, P., Volonteri, M., Cappelluti, N., & Urry, C. M. 2017, ApJL, 850, L42
- Padovani, P., Alexander, D. M., Assef, R. J., et al. 2017, A&A Review, 25, 2
- Plionis, M., Koutoulidis, L., Koulouridis, E., et al. 2018, A&A, 620, A17
- Powell, M. C., Cappelluti, N., Urry, C. M., et al. 2018, ApJ, 858, 110
- Risaliti, G., Maiolino, R., & Salvati, M. 1999, ApJ, 522, 157
- Song, M., Finkelstein, S. L., Ashby, M. L. N., et al. 2016, ApJ, 825, 5
- Stern, D., Eisenhardt, P., Gorjian, V., et al. 2005, ApJ, 631, 163
- Tasnim Ananna, T., Treister, E., Urry, C. M., et al. 2019, ApJ, 871, 240
- Tombesi, F., et al. 2019, *Astro2020 Science White Paper: “Do Supermassive Black Hole Winds Impact Galaxy Evolution?”*
- The Lynx Team 2018, arXiv e-prints , arXiv:1809.09642
- Ueda, Y., Akiyama, M., Hasinger, G., Miyaji, T., & Watson, M. G. 2014, ApJ, 786, 104
- Vito, F., Gilli, R., Vignali, C., et al. 2016, MNRAS, 463, 348
- Vito, F., Brandt, W. N., Yang, G., et al. 2018, MNRAS, 473, 2378
- Volonteri, M., Reines, A. E., Atek, H., Stark, D. P., & Trebitsch, M. 2017, ApJ, 849, 155
- Weinberger, R., Springel, V., Pakmor, R., et al. 2018, MNRAS, 479, 4056
- Yang, G., Chen, C.-T. J., Vito, F., et al. 2017, ApJ, 842, 72
- Yang, G., Brandt, W. N., Darvish, B., et al. 2018, MNRAS, 480, 1022
- Zappacosta, L., Piconcelli, E., Duras, F., et al. 2018, A&A, 618, A28