

CP-Violation phase analysis via non-trivial correlation of quarks and leptons in 3+1 scenario

Gazal Sharma*and B. C. Chauhan†

*Department of Physics and Astronomical Science,
School of Physical and Material Sciences,
Central University of Himachal Pradesh (CUHP),
Dharamshala, Kangra (HP), India 176215*

Abstract

The existence and mysterious nature of sterile neutrinos are revolutionizing physics from the particle level to the cosmological scales. The recent results from the Mini-BooNE experiment at Fermi-lab observed far more ν_e appearance than expected, which have provided a hint about the possible existence of *sterile neutrinos*. The results, if confirmed in future experiments, will have significant implications for cosmology and astroparticle physics. This will require new neutrino mass models to accommodate these additional degrees of freedom. In respect to that, the present work is just an extension of our recent work towards the CP phase analysis of Quark-lepton complementarity(QLC) model in a 3+1 scenario. The parametrization of CKM_4 and $PMNS_4$ using Monte Carlo Simulation is used to estimate the texture of non-trivial correlation matrix (V_{c4}). As such, we have successfully investigated the constrained values for sterile neutrino parameters, and also predicted the values for Dirac CP-Violation phase and the CP re-phasing invariant (J). The results obtained are consistent with the data available from various experiments, like $\text{No}\nu\text{A}$, MINOS, SuperK and IceCube-DeepCore. Furthermore, this analysis would be very important in view of growing sterile neutrino experiments.

Keywords: Sterile Neutrino, CP-Violation, QLC

1 Introduction

The past several years in the history of neutrinos have provided us with the experimental confirmation of three-neutrino(electron, muon and tau neutrinos) oscillations. Various other oscillation-like anomalous experimental results have lead us to the revelation of different mysteries of neutrinos, but leaving behind some issues and interpretations that require new physics beyond Standard Model(SM). During investigating global data fit results from various experiments, so far we have got a picture which suggests that the U_{PMNS} matrix contains two large and a small mixing angles; i.e. the $\theta_{23}^{PMNS} \approx 45^\circ$, the $\theta_{12}^{PMNS} \approx 34^\circ$ and

*gazzal.sharma555@gmail.com

†chauhan@associates.iucaa.in

the $\theta_{13}^{PMNS} \approx 9^\circ$. These results when compared with the quark flavor mixing matrix i.e. U_{CKM} parameters, which are the ones quite settled long ago with three mixing angles that are small i.e. $\theta_{12}^{CKM} \approx 13^\circ$, $\theta_{23}^{CKM} \approx 2.4^\circ$ and $\theta_{13}^{CKM} \approx 0.2^\circ$, a certain disparity between quark and lepton mixing angles has been noticed. Since the quarks and leptons are fundamental constituents of matter and SM, the complementarity between the two is assumed to be as a consequence of a symmetry at some high energy scale. This complementarity popularly termed as ‘Quark-Lepton Complementarity’(QLC), that has been already explored by several authors and the possible consequences have been widely investigated in the literature [1–5]. In particular, a simple correspondence between the U_{PMNS} and U_{CKM} matrices have been proposed and used by several authors [6–9], and analysed in terms of a correlation matrix V_c [10–13]. One possible new physics interpretation mentioned earlier is about the existence of the fourth generation of neutrinos i.e. light sterile neutrinos. Those are new neutrino states which are assumed to have no weak interactions and masses of order 0.1 - 10 eV. There are bounds on the active-sterile mixing, but so far, there is no bound on the number of sterile neutrinos and on their mass scales. Therefore, the existence of sterile neutrinos is investigated at different mass scales by various experiments; LSND, MiniBooNE, MINOS, Daya Bay, IceCube etc. The strong indication of gauge coupling unification at high scale helped us to put constraints on Dirac CP-Violation phase and CP-Violation re-phasing invariant J .

Despite the various successful results from the solar, atmospheric, reactor and accelerator neutrino experiments, there are experimental anomalies that cannot be explained within the standard three-neutrino framework. In particular, the possible presence of sterile neutrinos points towards the physics beyond Standard Model. So, after the successful results obtained in our previous papers for three neutrinos, here we have tried to extend our model and perform the analysis in the 3 + 1 scenario. The motivating factor that lead us towards the extension of our model in 3+1 scenario was that the results obtained in our previous works [10–14](*and references therein*), are quite consistent with the recent results from $\text{NO}\nu\text{A}$ and IceCube [15, 16], which gives us new ray of hopes in favour of our model and its stability. In this investigation, the QLC constrained the values of Dirac CP-Violation phase ϕ and the CP re-phasing invariant J . We have also predicted the values for two sterile neutrino mixing angles i.e. θ_{24} and θ_{34} .

The various parts of this work are organized as follows: in section (2), we describe in brief the theoretical framework of the QLC model in 3 + 1 scenario. For the generation of 4×4 V_{c4} matrix standard parametrizations were taken for U_{CKM_4} and U_{PMNS_4} , everything is discussed in section (2). In section (3) results are discussed and concluded through various plots (contours, histograms, scatter..) depicting the behaviour of various neutrino parameters. Finally, the conclusions are summarised in section (4).

2 Phenomenology of QLC Model in 3+1 scenario

As stated above, we observe a pattern of mixing angles of quarks and leptons and combine them with the pursuit for unification i.e. symmetry at some high energy leads the concept of quark-lepton complementarity i.e., QLC. A simple correspondence between the PMNS and CKM matrices have been proposed and analyzed in terms of a correlation matrix V_c . In our model, we proposed

$$V_c = U_{CKM} \cdot U_{PMNS} \quad \rightarrow \quad V_c = U_{CKM} \cdot \psi \cdot U_{PMNS} \quad (1)$$

where V_c is the correlation matrix defined as a product of U_{PMNS} and U_{CKM} .

For 3 + 1 scenario a light sterile neutrino is combined with the active neutrino. In that case, we define ψ_4 in place of ψ in equation (1). So that with ψ_4 the equation takes the form

$$V_{c4} = U_{CKM_4} \cdot \psi_4 \cdot U_{PMNS_4} \quad (2)$$

Here the quantity ψ_4 is a diagonal matrix $\psi_4 = \text{diag}(e^{i\psi_i})$ and the four phases of ψ_i are set as free parameters because they are not restricted by present experimental evidences. The 3 + 1 active-sterile mixing scheme is a perturbation of the standard three-neutrino mixing in which the 3×3 unitary mixing matrix U is extended to a 4×4 unitary mixing matrix, which leads to the generation of U_{PMNS_4} lepton mixing matrix. However, the addition of a fourth generation to the standard model leads to a 4×4 quark mixing matrix U_{CKM_4} , which is an extension of the Cabibbo-Kobayashi-Maskawa (CKM) quark mixing matrix in the standard model.

2.1 CKM_4 and $PMNS_4$ formulation

In order to estimate the texture of V_{c4} we have used the U_{CKM_4} and U_{PMNS_4} taking reference from several works [17–20]. The CKM matrix in SM is a 3×3 unitary matrix while in the SM_4 (this is the simplest extension of the SM, and retains all of its essential features: it obeys all the SM symmetries and does not introduce any new ones), the U_{CKM_4} matrix is 4×4 which can be written as

$$U_{CKM_4} = \begin{bmatrix} \tilde{V}_{ud} & \tilde{V}_{us} & \tilde{V}_{ub} & \tilde{V}_{ub'} \\ \tilde{V}_{cd} & \tilde{V}_{cs} & \tilde{V}_{cb} & \tilde{V}_{cb'} \\ \tilde{V}_{td} & \tilde{V}_{ts} & \tilde{V}_{tb} & \tilde{V}_{tb'} \\ \tilde{V}_{td} & \tilde{V}_{ts} & \tilde{V}_{tb} & \tilde{V}_{tb'} \end{bmatrix}.$$

Here all the elements of the matrix have their usual meanings except for b' and t' . Although the fourth generation quarks are too heavy to produce in LHC, but they may affect the low energy measurements, such as the quark t' would contribute to $b \rightarrow s$ and $b \rightarrow d$ transitions, while the quark b' would contribute similarly to $c \rightarrow u$ and $t \rightarrow c$.

Here, we use the Dighe-Kim (DK) parametrization defines [17–20].

$$\begin{aligned} \tilde{V}_{ud} &= 1 - \frac{\lambda^2}{2}, \tilde{V}_{us} = \lambda, \tilde{V}_{ub} = A\lambda^3 C e^{i\delta_{ub}}, \\ \tilde{V}_{ub'} &= p\lambda^3 e^{-i\delta_{ub'}}, \tilde{V}_{cd} = -\lambda, \tilde{V}_{cs} = 1 - \frac{\lambda^2}{2}, \\ \tilde{V}_{cb} &= A\lambda, \tilde{V}_{cb'} = q\lambda^2 e^{-i\delta_{cb'}}, \\ \tilde{V}_{td} &= A\lambda^3(1 - C e^{i\delta_{ub}}) + r\lambda^4(qe^{-i\delta_{cb'}} - pe^{-i\delta_{ub'}}), \\ \tilde{V}_{ts} &= -A\lambda^2 - qr\lambda^3 e^{-i\delta_{cb'}} + \frac{A}{2}\lambda^4(1 + r^2 C e^{i\delta_{ub}}), \tilde{V}_{tb} = 1 - \frac{r^2\lambda^2}{2}, \\ \tilde{V}_{tb'} &= r\lambda, \tilde{V}_{td} = \lambda^3(qe^{i\delta_{cb'}}) + Ar\lambda^4(1 + C e^{i\delta_{ub}}), \\ \tilde{V}_{ts} &= q\lambda^2 e^{-i\delta_{ub'}} + Ar\lambda^3 + \lambda^4(-pe^{-i\delta_{ub'}} + \frac{q}{2}e^{i\delta_{cb'}} + \frac{qr^2}{2}e^{i\delta_{cb'}}), \\ \tilde{V}_{tb} &= -r\lambda \quad \text{and} \quad \tilde{V}_{tb'} = 1 - \frac{r^2\lambda^2}{2}, \end{aligned}$$

In the presence of the sterile neutrino ν_s , the flavor ($\nu_\alpha, \alpha = e, \mu, \tau, s$) and the mass eigenstates ($\nu_i, i = 1, 2, 3, 4$) are connected through a 4×4 unitary mixing matrix U_{PMNS_4} , which depends on six complex parameters (i.e. it contains 6 mixing angles, and 3 oscillation-relevant CP-violating phases) [21]. In the case of one sterile neutrino, U is typically parametrized by

$$U = \tilde{R}_{34} R_{24} \tilde{R}_{14} R_{23} \tilde{R}_{13} R_{12}.$$

Here the rotation matrices R , \tilde{R} can be further parametrized as(for example R_{24} and \tilde{R}_{34})

$$R_{24} = \begin{bmatrix} 1 & 0 & 0 & 0 \\ 0 & 1 & 0 & 0 \\ 0 & C_{24} & 1 & S_{24} \\ 0 & -S_{24} & 0 & C_{24} \end{bmatrix},$$

$$\tilde{R}_{34} = \begin{bmatrix} 1 & 0 & 0 & 0 \\ 0 & 1 & 0 & 0 \\ 0 & 0 & C_{34} & S_{34}e^{i\phi} \\ 0 & 0 & -S_{34}e^{i\phi} & C_{34} \end{bmatrix},$$

where $C_{ij} \equiv \cos \theta_{ij}$, $S_{ij} \equiv \sin \theta_{ij}$ and $\tilde{S}_{ij} \equiv S_{ij}e^{-i\phi_{ij}}$ and here, ϕ_{ij} are the lepton Dirac CP phases. These phases are generalised as ϕ , and being unconstrained we have used the same range of spread for all $[0 - 2\pi]$ with flat distribution. Since, neutrinos are neutral particles, they can be Majorana (with neutrinos and antineutrinos being the same particle), or Dirac particles (with neutrinos and antineutrinos being different objects). Therefore, in $3+1$ scenario, there are three more CP violating phases if neutrinos are Majorana particles. As Majorana phases do not appear in the neutrino oscillation probability, they are not measurable in the oscillation experiments.

3 Results and Discussion

A non-trivial correlation between CKM_4 and $PMNS_4$ mixing matrices is obtained by taking into account the phase mismatch between quark and lepton sectors as ψ_4 , a diagonal matrix $\psi_4 = \text{diag}(e^{i\psi_i})$. In the U_{CKM_4} matrix described by Dighe-Kim (DK) parametrization all the elements of U_{CKM} are unitary up to $\mathcal{O}(\lambda^4)$.

The reference values for θ_{14} , θ_{24} and θ_{34} are assumed to vary freely between $(0 - \pi/4)$. The reason behind this specific limit $(0 - \pi/4)$ is that all the values obtained using our reference experiments i.e. No ν A, MINOS, SuperK, and IceCube-DeepCore vary between this similar range so instead of taking a specific value we have taken the whole range in our model. After performing the Monte Carlo simulations we estimated the texture of the correlation matrix (V_{c_4}) for two different values of $m_{t'} = 400\text{GeV}$ & 600GeV (where $m_{t'}$ is the mass of t'). We implemented the same matrix in our inverse equation and obtained the constrained results for the sterile neutrino parameters. Thereby we have obtained predictions for CP-Violating re-phasing invariant and θ_{24} and θ_{34} , then compared our results with the current experimental bounds are given by No ν A, MINOS, SuperK, and IceCube-DeepCore experiments [22–26]. It has been found that the entire analysis is very less sensitive to θ_{14} , which is constrained to be small by reactor experiments [27]. Also in the QLC model analysis the value obtained, is lesser as compared to the other two sets i.e. θ_{24} and θ_{34} .

As we have divided our results into two parts i.e. for $m_{t'} = 400\text{GeV}$ and $m_{t'} = 600\text{GeV}$. The tables (1) and (2) below shows the comparison of upper limits obtained using model with the four different experimental results.

Parameters	$\theta_{24}^{PMNS_4}$	$\theta_{34}^{PMNS_4}$
For $m_{t\nu} = 400\text{GeV}$	$6.57^\circ - 23.36^\circ$	$1.53^\circ - 31.59^\circ$
For $m_{t\nu} = 600\text{GeV}$	$6.87^\circ - 23.15^\circ$	$3.78^\circ - 32.40^\circ$
Parameters	$ U_{\mu 4} ^2$	$ U_{\tau 4} ^2$
For $m_{t\nu} = 400\text{GeV}$	$0.0003 - 0.0300$	$0.00 - 0.2031$
For $m_{t\nu} = 600\text{GeV}$	$0.0001 - 0.0236$	$0.00 - 0.1432$

Table 1: The limits obtained on sterile mixing angles.

Experiment	$\theta_{24}^{PMNS_4}$	$\theta_{34}^{PMNS_4}$	$ U_{\mu 4} ^2$	$ U_{\tau 4} ^2$
NOνA	20.8	31.2	0.126	0.268
MINOS	7.3	26.6	0.016	0.20
SuperK	11.7	25.1	0.041	0.18
IceCube-DeepCore	19.4	22.8	0.11	0.15
QLC Model	$\theta_{24}^{PMNS_4}$	$\theta_{34}^{PMNS_4}$	$ U_{\mu 4} ^2$	$ U_{\tau 4} ^2$
QLC(400 GeV)	23.36	31.59	0.030	0.203
QLC(600 GeV)	23.15	32.40	0.024	0.143

Table 2: The upper limits of sterile mixing parameters obtained from model(QLC) and from NOνA, MINOS, Super-Kamiokande and IceCube- DeepCore.

Using the same Monte Carlo procedure the absolute values of the CP re-phasing invariant J and CP phase(Dirac Phase) obtained are as under

$$\begin{aligned}
J &= -0.055 - 0.055 \\
|J| &= 0.001 - 0.055 \\
|J| \text{ (Best fit)} &= 0.021
\end{aligned}$$

$$\begin{aligned}
\phi &= 224.64^\circ - 279.85^\circ \\
\phi \text{ (Best fit)} &= 267.62^\circ
\end{aligned}$$

One can see the above values predicted by the model are in very good agreement with the experimental values. In this section, we have shown our results using various plots.

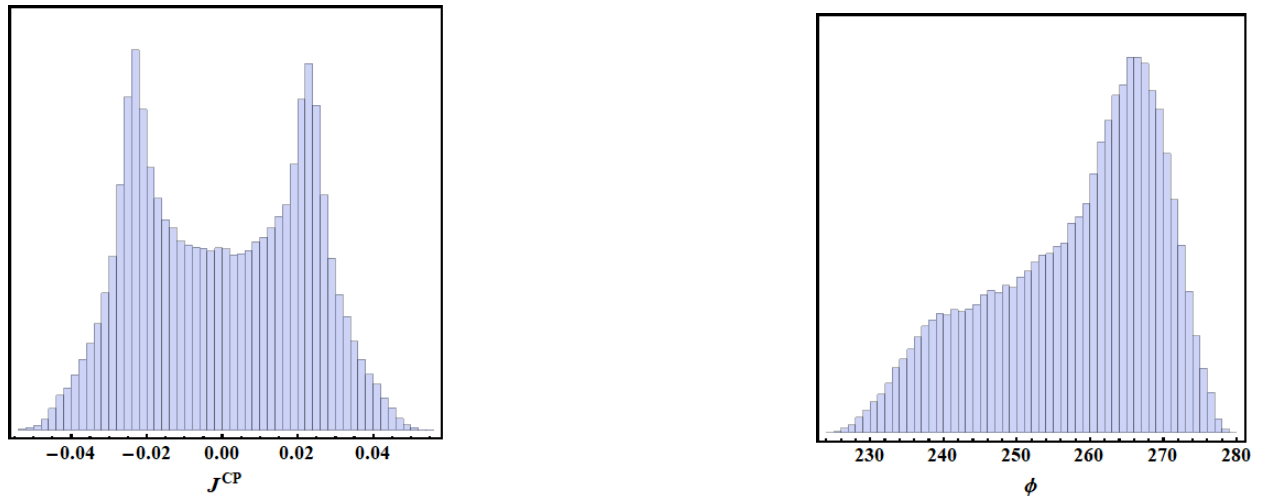


Figure 1: Histograms of Jarlskog re-phasing invariant (J) and Dirac CP phase (ϕ).

In figure (1) we have shown two histograms for varying range of Jarlskog invariant J and Dirac CP phase ϕ on left and right panels, respectively. In the left panel we have obtained a bimodal histogram (histogram with two peaks). This implies that the range obtained for J has two values that appears most often in the data. Here one can completely see that the maximum number of J values lies near the values ~ -0.022 and 0.024 , which is precisely our best fit values and is comparable to the recent particle data group value range [28]. While in the histogram on the right panel, we have obtained a distribution which is skewed left. In such plots, most of the data is clustered around the larger values and as we move towards the smaller values the number of data goes on decreasing. So, we can clearly state from the plot that the maximum number of values are gathered around $\phi = 267.62^\circ$ which is our best value and lies very close to the bounds given by global data analysis [28].

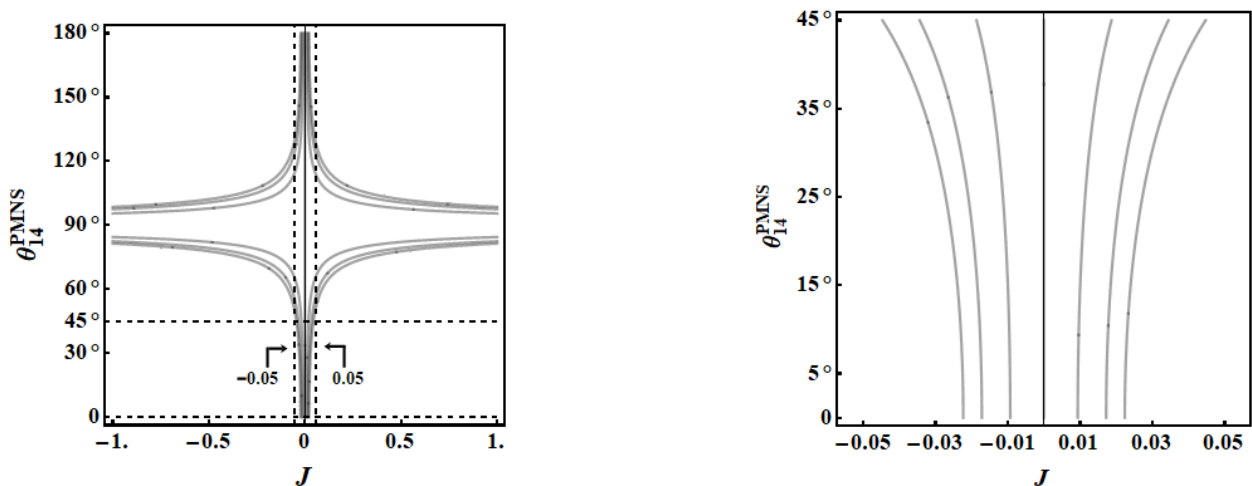


Figure 2: Contour plots showing the dependence of Jarlskog invariant J , θ_{14}^{PMNS} and θ_{23}^{PMNS} .

The contour plots (2) showing the correlation and the dependence of various J values on the different value ranges of θ_{14}^{PMNS} and θ_{23}^{PMNS} . One can surely say that the maximum density of the value range lies between the $J = 0.025 - 0.035$ for $\theta_{14}^{PMNS} = 0^\circ - 45^\circ$ and $\theta_{23}^{PMNS} = 38.2^\circ - 53.3^\circ$. In these contour plots (2), the dotted lines in figure 2 (left) represents the values obtained through our analysis which we have zoomed in figure 2 (right). The 3 grey contour lines shows the various θ_{23}^{PMNS} values obtained randomly for the varying range of J and θ_{14}^{PMNS} .

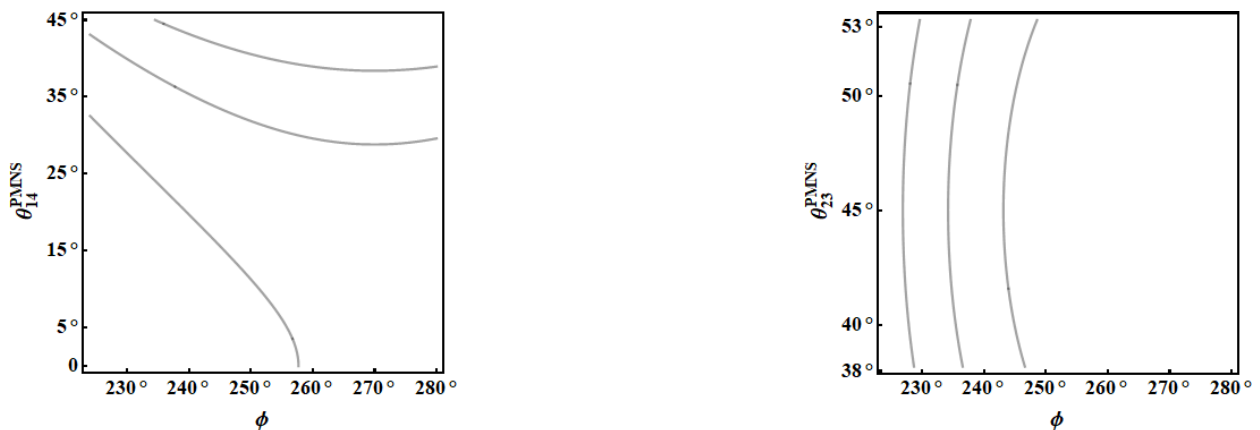


Figure 3: Contour plots showing the dependence of Jarlskog invariant J , ϕ and neutrino mixing parameters (θ_{14}^{PMNS} (Left) and θ_{23}^{PMNS} (Right)).

In figure (3), we have shown the correlation between the different values of J , ϕ and neutrino mixing parameters(θ_{14}^{PMNS} (Left) and θ_{23}^{PMNS} (Right)). In the plot the dark grey lines represents the different values of θ_{14}^{PMNS} (Left) and θ_{23}^{PMNS} (Right) obtained randomly.

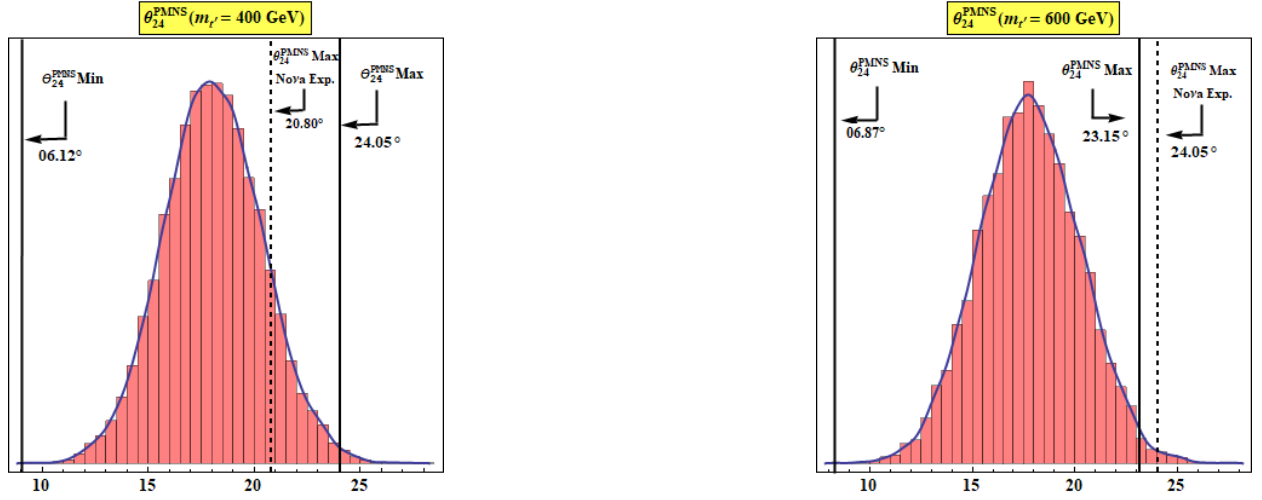


Figure 4: Probability density distribution of θ_{24}^{PMNS} for $m_{tl} = 400 \text{ GeV}$ (Left) and $m_{tl} = 600 \text{ GeV}$ (Right) [14].

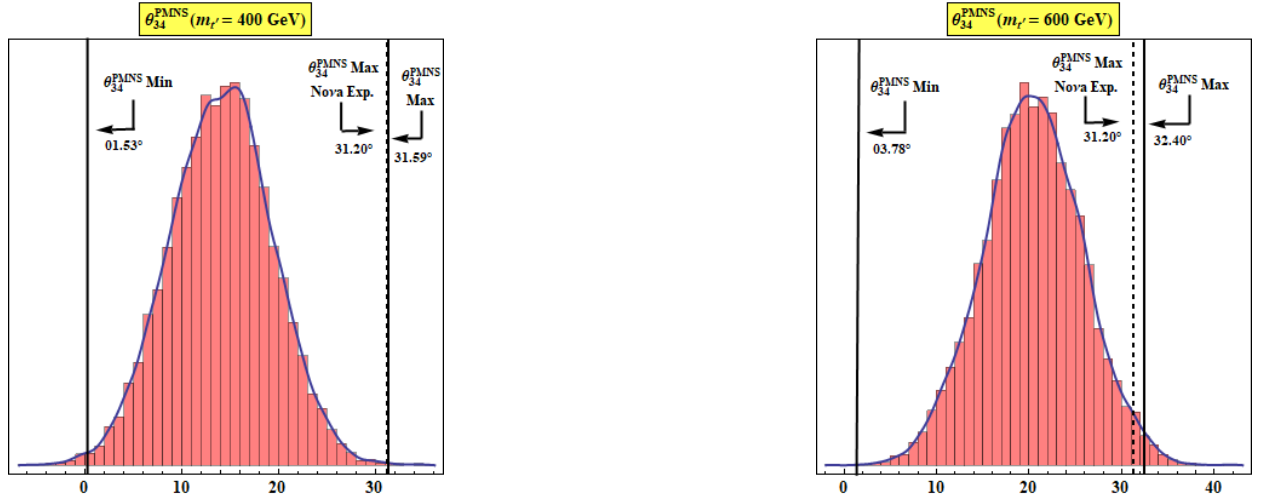


Figure 5: Probability density distribution of θ_{34}^{PMNS} for $m_{tl} = 400 \text{ GeV}$ (Left) and $m_{tl} = 600 \text{ GeV}$ (Right) [14].

The results are divided varying upon the value $m_{tl} = 400 \text{ GeV}$ & 600 GeV . We obtain histograms of the probability density functions for θ_{24}^{PMNS} and θ_{34}^{PMNS} for both 400 GeV and 600 GeV , respectively and show a comparison between the two. In figure (4) and (5), we have compared our results for the upper values from *NOVA* experiment. Here the dashed line is for θ_{24}^{PMNS} and θ_{34}^{PMNS} experimental the thick solid lines are the $3\text{-}\sigma$ upper and lower values of θ_{24}^{PMNS} and θ_{34}^{PMNS} obtained using the QLC model. In figure (4), we have shown this quite nicely the left panel of the figure is for θ_{24}^{PMNS} for $m_{tl} = 400 \text{ GeV}$, whereas the right panel shows the θ_{24}^{PMNS} for $m_{tl} = 600 \text{ GeV}$ and same is in figure (5) for varying range of θ_{34}^{PMNS} .

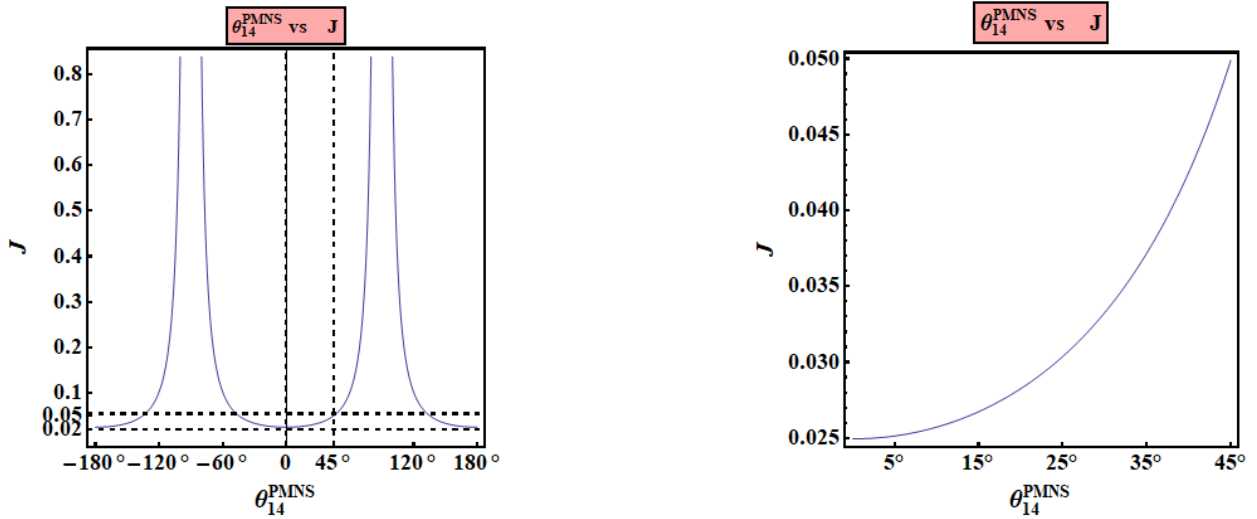


Figure 6: Correlation plot between J and θ_{14}^{PMNS} .

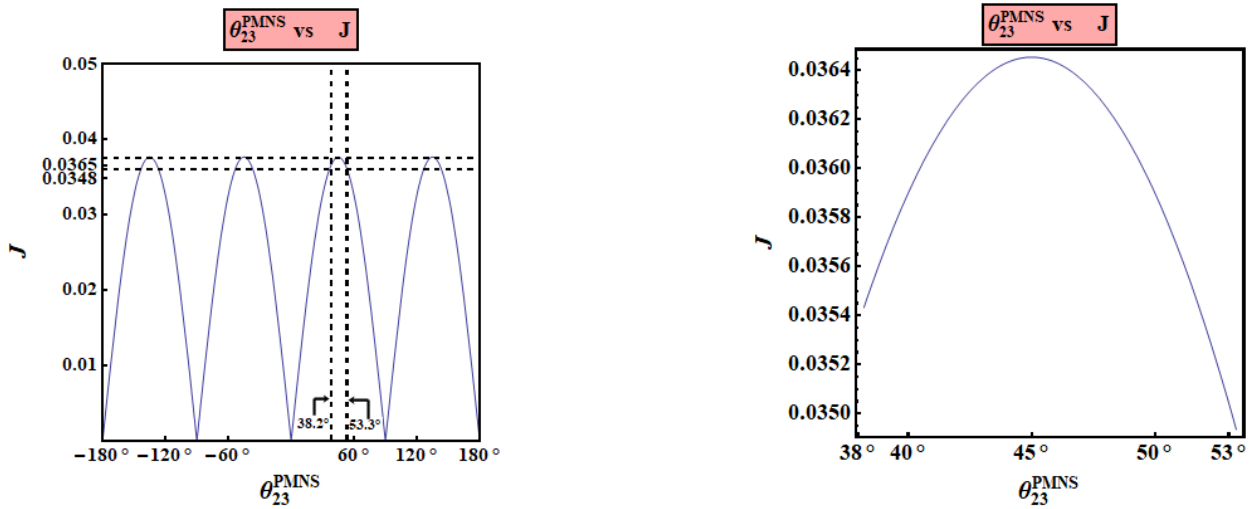


Figure 7: Correlation plot between J and θ_{23}^{PMNS} .

The plots in figure (6 and 7), we have shown the correlation between the Jarlskog invariant J with θ_{14}^{PMNS} and θ_{23}^{PMNS} , respectively. Here, in these two also the dotted lines in the figure in the left panel represents the values obtained through our analysis. In both figures, the plots on right panel are the zoomed portion from the full range obtained through QLC model calculations.

4 Conclusions

It is very hard to understand these type of relations in ordinary bottom-up approaches where the quarks and leptons are treated separately with no specific connections between them especially about its further extension in the fourth generation. One might ask or question about the stability of the framework that we have used in order to carry out our entire analysis which is the extension of SM in fourth generation. And one might argue that the four generation scenarios are strongly disfavoured. This is true, unless a substantial modification is realized for the scalar sector. However, such an extension of the Standard Model (with massive neutrinos) is excluded by several authors, e.g. see references [29, 30].

As such, during the starting period of the discovery of Higgs particle, data was not so precise that the possibility of the fourth generation coupling to the Standard Model Higgs doublet was not introduced in a different Beyond Standard Model(BSM) scenarios. But, such options were ruled out as the LHC data develops gradually, which let many scenarios to go beyond SM i.e. BSM. It has been noted that such fourth generation is hidden during the single production of the Higgs Boson, while it shows up when one considers the double Higgs production i.e. $gg \rightarrow hh$ which can be considered in a different framework of a two Higgs doublet model (2HDM) [31–34]. This is the framework that we have taken to carry out our analysis which is well favored by the work done and published in 2018 [35]. In that work, they have shown that the current Higgs data does not eliminate the possibility of a sequential fourth generation that gets the masses through the same Higgs mechanism as the first three generations.

As far as the stability of the QLC relation is concerned, the kind of model relation obtained with some flavor symmetry has been checked by the several works and concluded that the stability under the RGE effects and the radiative corrections are small. We have performed numerical simulations to investigate the sterile neutrino mixing angles and the CP phase and re-phasing invariant. This might help to look forward the understanding of QLC model in a better way. The expert eye and deep knowledge with some theoretical ground can explain QLC relations precisely. We do require some strong models from the Grand Unified Theories(GUT), which sometimes also unify quarks and leptons and provide a framework to construct a proper theory in which QLC relation can be embedded in a natural way.

The consequences of the model are the predictions for CP-Violating phase invariant J , Dirac phase ϕ and the sterile neutrino parameters. The results obtained numerically and analytically this paper stood in a good agreement with the experimental data. Our analysis would be very important in view of growing sterile neutrino experiments as well as the CP Phase analysis.

5 Acknowledgements

B.C. Chauhan acknowledges the financial support provided by the University Grants Commission(UGC), Government of India vide Grant No. UGC MRP-MAJOR-PHYS-2013-12281. We thank IUCAA for providing research facilities during the completion of this work.

References

- [1] H. Georgi and C. Jarlskog, *A New Lepton - Quark Mass Relation In A Unified Theory*, Phys. Lett. **B86** (1979) 297.
- [2] H. Minakata and A. Y. Smirnov, *Neutrino mixing and quark-lepton complementarity*, Phys. Rev. **D70** (2004) 073009.
- [3] W. Rodejohann, *A parametrization for the neutrino mixing matrix*, Phys. Rev. **D69** (2004) 033005.
- [4] K. A. Hochmuth and W. Rodejohann, *Low and High Energy Phenomenology of Quark-Lepton Complementarity Scenarios*, Phys. Rev. **D75** (2007) 073001.

- [5] S. K. Agarwalla, M. K. Parida, R. N. Mohapatra and G. Rajasekaran, *Neutrino Mixings and Leptonic CP-Violation from CKM Matrix and Majorana Phases*, Phys. Rev. **D75** (2007) 033007.
- [6] J. Ferrandis and S. Pakvasa, *A Prediction for $|U(e3)|$ from patterns in the charged lepton spectra*, Phys. Lett. **B603** (2004) 184.
- [7] P. H. Frampton and R. N. Mohapatra, *Possible gauge theoretic origin for quark-lepton complementarity*, JHEP **0501** (2005) 025.
- [8] S. Antusch, S. F. King and R. N. Mohapatra, *Quark-Lepton Complementarity in Unified Theories*, Phys. Lett. **B618** (2005) 150.
- [9] E. Ma, *Triplicity of Quarks And Leptons*, Mod. Phys. Lett. **A20** (2005) 1953.
- [10] M. Picariello, B. C. Chauhan, J. Pulido and E. Torrente-Lujan *Predictions from non-trivial Quark-Lepton complementarity*, Mod. Phys. Lett. **A22** (2008) 5860.
- [11] B. C. Chauhan, M. Picariello, J. Pulido and E. Torrente Lujan *Quark-lepton complementarity, neutrino and standard model data predict $\theta_{13} = 9_{-2}^{+1}\circ$* , Euro. Phys. J. **C50** (2007) 573.
- [12] Gazal Sharma and B. C. Chauhan *Quark-lepton complementarity predictions for θ_{23}^{pmns} and CP-Violation*, JHEP **1607** (2016) 075 [references contained therein].
- [13] Gazal Sharma *et al.* *Quark-lepton complementarity model based predictions for θ_{23}^{PMNS} with neutrino mass hierarchy*, Springer Proc. Phys. **203** (2018) 251-256.
- [14] Gazal Sharma and B. C. Chauhan *Investigating the sterile neutrino parameters with QLC in 3 + 1 scenario*, arXiv:1807.05785 [hep-ph].
- [15] M.A. Acero *et al.* [NO ν A Collaboration] *New constraints on oscillation parameters from ν_e appearance and ν_μ disappearance in the NO ν A experiment*, arXiv:1806.00096 [hep-ex] FERMILAB-PUB-18-223-ND.
- [16] Dawn Williams(for the collaboration) [IceCube Collaboration] *Recent Results from Ice-Cube*, Int. J. Mod. Phys. Conf. Ser. **46** (2018) 1860048.
- [17] C. S. Kim and A. S. Dighe *Tree FCNC and non-unitarity of CKM matrix*, Int. J. Mod. Phys. **E16**, (2007) 1445.
- [18] A. K. Alok, A. Dighe, S. Ray, *CP asymmetry in the decays $B \rightarrow (X_s, X_d)mu + mu-$ with four generations*, Phys. Rev. **D79**, (2009) 034017.
- [19] Ashutosh Kumar Alok *et al.* *Constraints on the Four-Generation Quark Mixing Matrix from a Fit to Flavor-Physics Data*, Phys.Rev. **D83** (2011) 073008.
- [20] N. Klop, A. Palazzo *Imprints of CP-Violation induced by sterile neutrinos in T2K data*, Phys. Rev. **D91** (2015) no.7, 073017.
- [21] J. Schechter and J. W. F. Valle *Neutrino Masses in $SU(2) \times U(1)$ Theories*, Phys. Rev. **D22** (1980) 2227.

- [22] P. Adamson *et al.* [NovA Collaboration] *Search for active-sterile neutrino mixing using neutral-current interactions in NovA*, Phys. Rev. **D96** (2017) no.7, 072006 FERMILAB-PUB-17-198-ND.
- [23] Erica Smith (for the collaboration) [NovA Collaboration] *Results from the NovA Experiment*, Int. J. Mod. Phys. Conf. Ser. **46** (2018) 1860038.
- [24] P. Adamson *et al.* [MINOS Collaboration] *Search for Sterile Neutrinos Mixing with Muon Neutrinos in MINOS*, Phys. Rev. Lett. **117**, (2016) 151803.
- [25] K. Abe *et al.* [Super-Kamiokande Collaboration] *Limits on sterile neutrino mixing using atmospheric neutrinos in Super-Kamiokande*, Phys. Rev. **D91**, (2015) 052019.
- [26] M. G. Aartsen *et al.* [IceCube Collaboration] *Search for sterile neutrino mixing using three years of IceCube DeepCore data*, Phys. Rev. **D95** (2017) no.11, 112002.
- [27] G. Mention, M. Fechner, T. Lasserre, T. A. Mueller, D. Lhuillier, M. Cribier, and A. Letourneau *The Reactor Antineutrino Anomaly*, Phys. Rev. **D83**, (2011) 073006.
- [28] M. Tanabashi *et al.* *Review of Particle Physics - Particle Data Group* Phys. Rev. **D98** (2018) no.3, 030001.
- [29] Abdelhak Djouadi *et al.* *Sealing the fate of a fourth generation of fermions*, Phys. Lett. **B715** (2012) 310-314.
- [30] Eric Kuffik *et al.* *Implications of Higgs searches on the four generation standard model*, Phys. Rev. Lett. **110** (2013) no.9, 091801.
- [31] S. Bar-Shalom, S. Nandi, and A. Soni, *Two Higgs doublets with fourth generation fermions - models for TeV-scale compositeness*, Phys. Rev. **D84** (2011) 053009.
- [32] S. Bar-Shalom, M. Geller, S. Nandi, and A. Soni, *Two Higgs doublets, a 4th generation and a 125 GeV Higgs: A review*, Adv. High Energy Phys. (2013) 672972.
- [33] X.-G. He and G. Valencia, *An extended scalar sector to address the tension between a fourth generation and Higgs searches at the LHC*, Phys. Lett. **B707** (2012) 381-384.
- [34] S. Chamorro-Solano, A. Moyotl, and M. A. Perez, *Lepton flavor changing Higgs Boson decays in a Two Higgs Doublet Model with a 4th generation of fermions*, arXiv:1707.00100.
- [35] Dipankar Das *et al.* *Higgs data does not rule out a sequential fourth generation with an extended scalar sector*, Phys. Rev. **D97**, (2018) no.1, 011701.