

Spin-Orbit Angular Momentum Conversion in Metamaterials and Metasurfaces

Graciana Puentes^{1,2}

1-Departamento de Física, Facultad de Ciencias Exactas y Naturales, Universidad de Buenos Aires, Ciudad Universitaria, 1428 Buenos Aires, Argentina

2-CONICET-Universidad de Buenos Aires, Instituto de Física de Buenos Aires (IFIBA), Ciudad Universitaria, 1428 Buenos Aires, Argentina

E-mail: gpuentes@df.uba.ar

Abstract. In the last decades unprecedented progress in the manipulation of spin angular momentum (SAM) and orbital angular momentum (OAM) of light has been achieved, enabling a number of applications ranging from classical and quantum communication, to optical microscopy and super-resolution imaging. Metasurfaces are artificially engineered 2D metamaterials with designed subwavelength-size building blocks, which allow precise control of optical fields with unparalleled flexibility and performance. The reduced dimensionality of optical metasurfaces enables new physics and leads to functionalities and applications that are remarkably different from those achievable with bulk materials. In this review, we present an overview of the progress in optical metasurfaces for manipulation of SAM and OAM of light, for applications in integrated spin-orbit conversion (SOC) devices.

1. Introduction

It is well known that, besides linear momentum, electromagnetic (EM) waves possess angular momentum (AM) [1, 2, 3, 4, 5], which can be decomposed into spin angular momentum (SAM) and orbital angular momentum (OAM). Circularly polarized waves carry SAM, quantized as $\pm\hbar$ per photon for left-hand circular (LHC) and right-hand circular (RHC) polarization, respectively. OAM describes the azimuthal angular dependence of photons and is quantized as $l\hbar$ per photon, with l any integer. Different l -values correspond to mutually orthogonal OAM modes and the total number of OAM modes is unbounded. OAM modes have been used to encode information and thus to enhance the channel transmission capacity, via OAM multiplexing and multicasting techniques [1, 2]. Optical vortices characterizing OAM beams also find a number of applications in super resolution imaging, optical tweezers, detection the rotation of particles at visible, THz and microwave regions [1, 2, 3, 4, 5, 6, 8, 7, 9, 10, 13, 11, ?, 14, 12, 15, 16, 17, 18, 19, 20, 21, 22, 24, 23].

2D metamaterials, also known as metasurfaces [2, 3, 4], is an emerging interdisciplinary field which promotes the use of alternative approaches for light

engineering based on subwavelength-thick metasurfaces built upon metaatoms, with spatially varying compositions. They exhibit remarkable properties in maneuvering light at a 2D interphase. Metasurfaces can not only achieve the functionalities of the 3D counterparts, such as negative refractive index and invisibility cloaking [8, 7] but they can also resolve some of the current limits present in 3D metamaterials, such as dielectric loss or high resistive (ohmic) loss [1, 2, 3]. In addition, metasurfaces can be easily fabricated via standard nanofabrication approaches, such as electron-beam lithography, processes readily available in the semiconductor industry.

In this review, we present some of the recent advances in 2D metamaterials and metasurfaces and their major applications in generation and manipulation of SAM and OAM of light via spin-orbit-conversion (SOC). In Section 2 we describe the basic building blocks of metasurfaces. In Section 3, we present a theoretical introduction to the concepts of SAM, OAM and Total Angular Momentum (TAM) of light. In Section 4, we present the use of metasurfaces in the control of SAM, OAM and TAM of light via q-plates and J-plates. In Section 5, we review current applications of metasurfaces as OAM multiplexing and multicasting techniques for high speed optical communication. Finally, in Section 6 we outline the conclusions.

2. Metasurface Components

Metasurfaces are 2D artificially engineered materials made of subwavelength metaatoms which permit exotic optical and electromagnetic properties unavailable in natural compounds [1, 2, 3, 15, 16, ?, 18, 19, 20, ?, 21, 22, 23]. Due to the unique wave behaviors that result from strongly localized light-matter interaction, metasurfaces have the ability to overcome many tough problems faced by traditional materials, such as breaking of the diffraction limit, the generalized laws of refraction and reflection, as well as the localized enhancement of light absorption. 2D metamaterials exhibit enhanced light-interaction via plasmonic resonances [25, 26, 27]. When a resonant external electric field is applied, electrons inside plasmonic materials are shifted from their steady-state positions resulting in a macroscopic polarization, which in turn generates an internal electric field to restore the electrons to their steady-states. Under harmonic excitation, collective oscillations can be generated. Depending on the size of plasmonic particles, they can be polarized either completely (small particles compared to wavelength) or only at the surface (larger particles compared to wavelength), resulting in simple dipolar resonances or multipole resonances, respectively. The resonant frequency depends on size, shape, refractive index and surrounding media [2, 3, 4, 5]. On a metasurface, secondary waves reflected or transmitted through the nanoparticles acting as nanoantennas will gain different phase shifts and thus they can interfere and generate arbitrary wave fronts [28, 29, 25, 26, 27].

In order to increase the phase shift, the shape of the nanoantenna can be artificially engineered. V-shaped nanoantennas [28, 29, 25, 26, 27] can support two resonant modes: a symmetric mode and an asymmetric one. In coherent superposition of such resonance

modes, a phase shift of 2π can be successfully generated, for light whose polarization is perpendicular to that of the incidence. In order to mitigate the low efficiency associated with polarization conversion, an alternative design can be employed incorporating a metallic ground plane separated from the top nanoantenna array by a thin dielectric layer [28, 29, 25, 26, 27]. Light incident will induce antiparallel electric currents on the nanoantennas and ground plane, creating a gap resonance and extending the phase shift, ideally to 2π . Because plasmonic materials can provide strong optical resonances, they were initially chosen as the building blocks of metasurfaces [28, 29, 25, 26, 27]. However, an important limitation of plasmonic metasurfaces is energy dissipation into heat [25, 26, 27] or resistive loss. Such resistive loss reduces the overall efficiency of plasmonic devices, thus precluding them from important applications. Additionally, due to the great capacity of plasmonic structures in light confinement at the nanoscale, incident light fields can significantly increase the local temperature, for this reason such plasmonic structures usually present a low power threshold of deformation [10]. Noble metals, such as gold and silver, are widely used as the building components for plasmonic nanostructures, which can increase the fabrication cost and can be incompatible with current semiconductor fabrication processes.

To overcome some of these limitations, alternative metasurface designs using only dielectric components have been proposed [28, 29, 25, 26, 27]. Nanostructures composed of dielectrics with high refractive indices, such as silicon, germanium and tellurium, can manipulate light through Mie resonances [26, 27, 28, 29] and can achieve both electric and magnetic field enhancement. A significant advantage of dielectric materials is that they are associated with low resistive loss, due to small imaginary part of permittivity and can in principle allow highly efficient devices. Moreover, fabrication of dielectric metasurfaces is compatible with state of the art semiconductor processes. As a simple example to illustrate the resonance of dielectric nanoantennas, for sphere-shaped resonators the two lowest resonant modes excited are the electric and magnetic dipolar resonances [28, 29, 25, 26, 27]. By overlapping such lower order resonances, it is possible to achieve a phase difference over the entire 2π -range. In addition, when electrical and magnetic dipole moments have perpendicular orientations, scattered light is unidirectional, which can be exploited to make reflection-free metasurfaces [28, 29, 25, 26, 27]. Aside from metallic metasurfaces based on plasmonic antennas, there is growing interest in nanoresonators exhibiting Fano resonances, arising from interference between broad spectral lines with narrow resonances [25, 26, 27, 30, 31, 32]. By designing antennas with broken symmetry, weak coupling of plasmonic modes to free-space radiation modes can enable Fano resonances with narrow linewidths and high Q-factor. Fano resonances are also observed in pure dielectric systems through coupling of magnetic and electric dipolar modes [30, 31, 28, 29, 25, 26, 27]. The Fano resonance is directional due to constructive interference. Moreover, the scattering direction is sensitive to frequency shift, which can be exploited in sensing and switching applications [14].

Finally, there is an alternative approach for phase modulation in metasurfaces

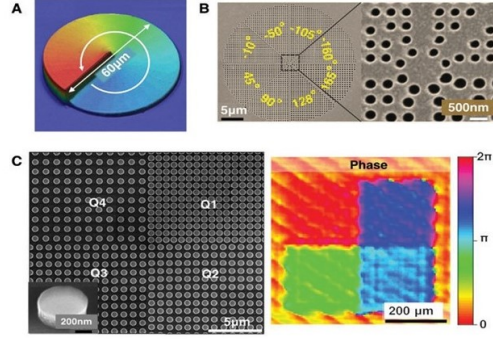


Figure 1. Optical vortex beam generated by dynamic phase plates. (a) Optical profilometry image of a 60 μm diameter 3D femtosecond laser printed microspiral phase plate (SPP) with continuous phase changing generates optical vortex with topological charge $l = 5$ at 633 nm. (b) Nanowaveguide array with a phase modulation covers full range, generating optical vortex with topological charge $l = 1$ at 532 nm. (c) Silicon nanodisks with high refractive index. Reprinted from Reference [1].

based on the geometric-phase (or Berry phase) elements to achieve tunable phase shifts in metasurfaces. It should be noted that typically this approach works only for circularly polarized light [33, 34, 35, 36, 37, 38, 39]. The building blocks of geometric phase metasurfaces can be described as polarization wave-plates with spatially varying orientations of fast axes (see Figure 1A–C). Space-variant polarization conversion can be easily described using Jones formalism for polarized light, obtaining an expression for the transformation matrix $T(x, y)$ [1]:

$$T(x, y) = R(\theta(x, y))J(\phi)R(\theta(x, y))^{-1}, \quad (1)$$

where $J(\phi)$ represents the Jones matrix of a retarder plate with retardation ϕ , R is a rotation matrix and θ is the orientation of the fast axis of the rotation plate. As will be described in the following Sections, it is apparent that by transmission on a geometric-phase variant metasurface RHC or LHC light will be converted into the opposite circular polarization and will acquire an additional spatially dependent geometric phase of the form $2\theta(x, y)$. By rotating the spatially varying waveplate from 0 to 180 degrees, the induced phase shift can be continuously tuned from 0 to 2π . This phase shift is purely geometric, therefore it has a broad bandwidth. Its performance is limited only by the scattering efficiency of the nanoantennas. Moreover, geometric-phase elements can be resonantly excited to increase the scattering efficiency. The spatially varying phase shift $\theta(x, y)$ can be tailored in order to produce controlled OAM vortex states. This transformation is called Spin to OAM Conversion (SOC), as described in detail in the Section 2. Figure 1 depicts different approaches to OAM generation in 2D Metamaterials and Metasurfaces.

3. SAM, OAM and TAM of Light

3.1. SAM of Light

The SAM and OAM of light are separately observable properties in optics. For paraxial monochromatic beams, a spin-orbital angular momentum decomposition is straightforward. This unique feature explains in part the recent unrivaled progress in photonic SAM-OAM conversion in metasurfaces and 2D metamaterials, which motivates this review. At the same time, fundamental difficulties in quantum electrodynamics and field theory result in a number of subtleties for the spin and orbital AM description in generic non-paraxial or non-monochromatic fields [40, 41].

Within the unified theory of angular momentum of light, based on canonical momentum and spin densities developed in Reference [40], the spin angular momentum (SAM) is associated with the polarization of light, so that right-hand circular (RHC) and left-hand circular (LHC) polarization of a paraxial beam correspond to positive and negative helicity $\sigma = \pm 1$ of a photon. If the mean momentum of the beam (in units of \hbar per photon) can be associated with its mean wave vector $\langle \mathbf{k} \rangle$, then such beam carries the corresponding SAM $\langle S \rangle = \sigma \langle \mathbf{k} \rangle / |\mathbf{k}|$, where the helicity parameter σ is equivalent to the degree of circular polarization in the Jones formalism.

More specifically, a plane wave is an idealized entity which extends to infinity. Such plane wave cannot carry extrinsic OAM (analogue to the mechanical counter part $\mathbf{L} = \mathbf{r} \times \mathbf{p}$), because its position \mathbf{r} is undefined. On the other hand, a circularly-polarized electromagnetic plane wave can carry SAM. In the canonical momentum representation, the vector describing the electric field, for a circularly polarized plane-wave propagating along the z -direction can be written as [40]:

$$\mathbf{E} \propto \frac{\hat{\mathbf{x}} + i\sigma\hat{\mathbf{y}}}{2} \exp(i|\mathbf{k}|z), \quad (2)$$

where $\hat{x}, \hat{y}, \hat{z}$ are unit vectors and the helicity parameter $\sigma = \pm 1$ corresponds to the LHC and RHC polarizations, respectively. The wave number $|k|$, results from the dispersion relation for a plane wave, that is, $|k| = \omega/c$. The electric field described in Equation (2) represents the eigen-mode of the z -component of the spin-1 matrix operators with eigenvalue σ , of the form $\hat{S}_z \mathbf{E} = \sigma \mathbf{E}$ [40]. Where the spin-1 operators (generators of the SO(3) vector rotations) are given by [40]:

$$\hat{S}_x = -i \begin{pmatrix} 0 & 0 & 0 \\ 0 & 0 & 1 \\ 0 & -1 & 0 \end{pmatrix}, \quad \hat{S}_y = -i \begin{pmatrix} 0 & 0 & -1 \\ 0 & 0 & 0 \\ 1 & 0 & 0 \end{pmatrix}, \quad \hat{S}_z = -i \begin{pmatrix} 0 & 1 & 0 \\ -1 & 0 & 0 \\ 0 & 0 & 0 \end{pmatrix}. \quad (3)$$

Therefore, the plane wave carries SAM density $\langle S \rangle = \sigma \frac{\langle \mathbf{k} \rangle}{|\mathbf{k}|}$, defined as the local expectation value of the spin operator with the electric field (Equation (2)) [40].

3.2. OAM of Light

The first demonstration of the mechanical torque created by the transfer of angular momentum of a circularly polarized light beam to a birefringent plate was performed by

Beth in 1936 [36]. In this experiment a half wave-plate was suspended by a fine quartz fiber (Figure 2a). A beam of circularly polarized light by a fixed quarter-wave plate passed through the plate which transform RHC polarization, with spin component $-\hbar$, into LHC polarization, with spin component $+\hbar$, with a net SAM transfer of $2\hbar$ per photon to the birefringent plate. Beth measured torque agreed in sign and modulus with the quantum and classical predictions, his experiment is usually referred to as the measurement of SAM of the photon.

In Reference [37], it was demonstrated that Laguerre-Gaussian modes, with azimuthal angular dependence $\exp[-il\phi]$, are eigen-modes of the momentum operator L_z and carry an orbital angular momentum $l\hbar$ per photon. A convenient representation of a linearly polarized TEM_{plq} laser mode can be obtained, in the Lorentz gauge, using the vector potential [37]:

$$A = u(x, y, z) \exp[-ikz] \hat{x}, \quad (4)$$

where \hat{x} is the unit vector in x -dir and $u(r, \phi, z)$ is the complex scalar field amplitude satisfying the paraxial wave equation. In the paraxial approximation, second derivatives and the products of first derivatives of the electro-magnetic field are ignored and du/dz is taken to be small compared to ku . The solutions for the cylindrically symmetric case $u_{r,\phi,z}$, describing the Laguerre-Gauss beam, are of the form [37]:

$$\begin{aligned} u_{r,\phi,z} = & \frac{C}{\sqrt{1 + \frac{z^2}{z_R^2}}} \left[\frac{r\sqrt{2}}{w(z)} \right]^l L_p^l \left[\frac{2r^2}{w(z)^2} \right] \\ & \times \exp \left[\frac{-r^2}{w(z)^2} \right] \exp \left[\frac{ikr^2z}{2(z^2 + z_R^2)} \right] \exp[-il\phi] \\ & \times \exp \left[i(2p + l + 1) \tan^{-1} \left[\frac{z}{z_R} \right] \right], \end{aligned} \quad (5)$$

where z_R is the Rayleigh range, $w(z)$ is the radius of the beam, L_p^l is the associated Laguerre polynomial, C is a constant and the beam waist is taken at $z = 0$. Within this description, the time average of the real part of the Poynting vector $\epsilon_0 E \times B$, which is the linear momentum density, results in:

$$\frac{\epsilon_0}{2} (E^* \times B + E \times B^*) = i\omega \frac{\epsilon_0}{2} (u^* \nabla u - u \nabla u^*) + \omega k \epsilon_0 |u|^2 \hat{z}, \quad (6)$$

where \hat{z} is the unit vector in z -direction. When applying to a Laguerre-Gaussian distribution given in Equation (4), the linear momentum density takes the form:

$$P = \frac{1}{c} \left[\frac{rz}{z^2 + z_R^2} |u|^2 \hat{r} + \frac{1}{kr} |u|^2 \hat{\phi} + |u|^2 \hat{z} \right], \quad (7)$$

where $\hat{r}, \hat{\phi}$ are unit vectors. It may be seen that the Poynting vector ($c^2 P$) spirals along the direction of propagation along the beam (Figure 2b). The r component relates to the spatial spread of the beam, the z component relates to the linear momentum and the ϕ component gives rise to the OAM.

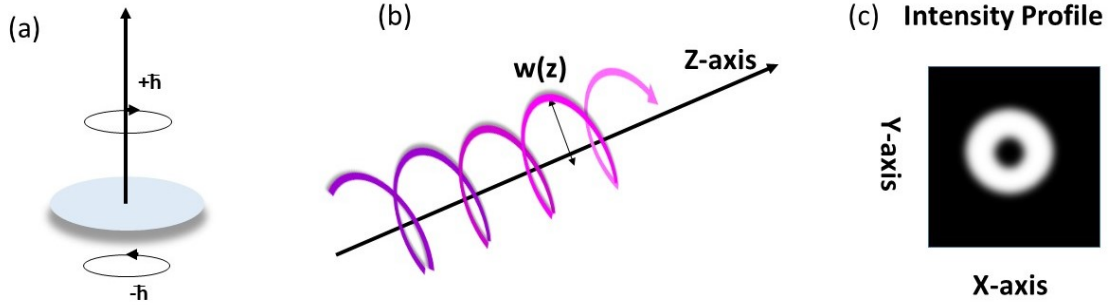


Figure 2. (a) A suspended $\lambda/2$ birefringent plate undergoes a torque in transforming right hand circular (RHC) into left hand circular (LHC) polarized light [37]. (b) Helical curve representing the Poynting vector of a linearly polarized Laguerre-Gaussian mode of radius $w(z)$. (c) Intensity profile of Laguerre-Gaussian beam on the transverse plane.

3.3. OAM Modes and Topological Charge

Optical vortices characterizing beams of photons propagating with a phase singularity of the form $\exp[il\phi]$, with l is an integer number, have a topological structure on its wavefront characterized by a topological charge l , arising from its helical spatial wavefront which spirals around the phase singularity, as depicted in Figure 2b. The topological structure in the wavefront is not only limited to EM waves but can also be found in acoustic waves, electrons and neutrons [3]. At the singularity, the phase is not defined and the polarization and amplitude vanish altogether, resulting in a dark centre within the wavepacket, as depicted in Figure 2c. Such singularity can be considered a screw dislocation. It is remarkable that optical dislocations have not only been observed in spacial Laguerre-Gauss modes but they were also predicted and observed in laser scattering speckle fields, resulting from the interfering of multiple plane waves. Therefore, optical dislocations are currently considered a universal phenomenon. A high degree of control over the different approaches for generation and manipulation of vortex beams carrying OAM has been achieved in the last couple of decades, at an unparalleled rate. Similarly impressive are the potential avenues of applications ranging from optical microscopy, microengineering, to classical and quantum communications, among other exciting research directions [1, 2, 3, 4, 5].

3.4. TAM of Light

As described in previous subsections, beams with azimuthal phase profile $\exp[il\phi]$, with l an integer number, carry OAM. Since l is any integer, possible values of OAM are unbounded, of the form $l\hbar$ per photon. On the other hand, circularly polarized light carries SAM, taking only two possible values of the form $\sigma\hbar$ per photon, with $\sigma = \pm 1$. A paraxial optical beam can carry both OAM and SAM, quantified in the Total Angular Momentum (TAM) of the form $J = (l + \sigma)\hbar$ per photon.

Geometric phase elements [42], also known as q -plates, can couple SAM and OAM by converting a given state of circular polarization into its opposite, while imprinting an azimuthal phase profile with a fixed topological charge. On the other hand, generalized metasurfaces [44] can transform arbitrary input SAM states (i.e., elliptical polarization) into arbitrary output states of opposite TAM. Such devices are also known as J -plates. In the next Section we provide an overview of the transformations that can be achieved with q -plates and J -plates respectively, using tailored metasurfaces.

4. SAM, OAM and TAM Control in 2D Metamaterials

4.1. SAM Control in Metasurfaces

In the same manner as conventional wave plates, metasurfaces warrant polarization conversion through maneuvering of two eigenmodes of light corresponding to orthogonal polarization. To design a metasurface for polarization conversion, one should know the Jones vector of the incident field and the Jones vector of the desired output fields. With such knowledge, a Jones matrix $J(x, y)$ for each spatial point (x, y) on the metasurface plane linking the incident and output waves can be determined. The calculated Jones matrix can be achieved by engineering proper nanoantenna patterns. Up to now, conversion between a linear polarization and a circular polarization, between different linear polarization states or between opposite circular polarization states have been reported using metasurfaces [44, 42, 43]. Geometrical phases can be generated by engineering the metasurface with identical nanoantennas of spatially varying orientations, as described in Section 1. One major limitation of geometric-phase metasurfaces is that they work only for circularly polarized input light, therefore the geometric phase must be carefully matched to the propagation phase to achieve arbitrary control of polarization states. This is typically achieved via hybrid patterns of nanoantennas.

4.2. OAM Control in Metasurfaces

Polarization-control in metasurfaces which permit maneuvering of the propagation phase and the geometrical phase can also be utilized in the generation of optical vortex beams carrying net topological charge (l) or OAM of light [34, 36, 37, 38, 39, 48, 49, 50, 51, 52, 53, 54, 55, 56, 57]. One of the most distinct feature of such OAM beams is their helixed wave front, a direct consequence of the dependence of phase on the azimuthal angle. The order of OAM is labeled by an integer l , given by the number of the twists a wave-front contains (per unit wavelength). OAM has been widely recognized as an unbounded degree of freedom of light, which can be utilized in high-speed free-space optical communication systems [58, 49, 50, 51, 52, 53, 54, 55, 56, 57] since beams with different orders of OAM are orthogonal they do not interfere with each other. Traditional methods for generation of OAM beam include spatial light modulators (SLM), holograms, laser-mode conversion and spiral phase plates (SPP) (Figure 1). On

the other hand, metasurfaces can create helical wave fronts by arranging nanoantennas with linearly increasing (or decreasing) phase shifts along the azimuthal direction [59, 60, 61, 62, 63, 64, 65, 25]. As a result, a metasurface can add an optical vortex to the incident light wave front, thus converting SAM into OAM, this transformation is also termed spin-to-orbit conversion (SOC) [66, 67, 44, 42, 43]. Normally the SOC permits only the conversion of LHC and RHC polarization into states with opposite OAM, due to conservation of total angular momentum (TAM). By providing an additional phase shift in the azimuthal direction, a metasurface can convert circular polarizations into states with independent values of OAM. In recent years, conversion of light with arbitrary elliptical polarization states into orthogonal OAM vortex states was demonstrated [67, 68].

4.3. TAM Control in Metasurfaces

Phase elements with spatially varying orientations can introduce a controlled geometric phase and provide for a connection between polarization (SAM) and phase (OAM). These devices are typically made of periodic elements referred to as q -plates [36]. The exact transformation performed by q -plates can be expressed as [44, 45]:

$$\begin{aligned} |L\rangle &\rightarrow \exp[i2q\phi]|R\rangle \\ |R\rangle &\rightarrow \exp[-i2q\phi]|L\rangle, \end{aligned} \tag{8}$$

where LHC and RHC polarization are converted to its opposite spin state, with an OAM charge of $\pm 2q\hbar$ per photon (Figure 3a). This transformation is usually referred to as spin-orbit-conversion (SOC). As described in the previous section, typically the only elements that vary the angle spatially are those which perform the rotation (i.e., $\theta(x, y)$). For this reason the OAM output states are constrained to conjugate values ($\pm 2q\hbar$). Moreover, due to the symmetry of the device, the SOC operation performed by q -plates is limited to SAM states of circular polarization (Figure 3a). In order to perform SOC operations in arbitrary SAM states, such as elliptic polarization, a more general device is required. This arbitrary mapping can be performed by J -plates, as described below.

A J -plate has the ability to map arbitrary input SAM states, that is, not limited to RHC or LHC, into two arbitrary TAM states (represented by the variable J). A J -plate can be realized employing any medium that enables birefringence, absolute phase shift and retarder orientation angles to vary spatially. In other words, in addition to the spatial orientation of the fast axes of rotation plates, the relative phase shift between orthogonal spins should also vary spatially ($\phi = \phi(x, y)$). In Reference [44], a J -plate was realized using metasurfaces. The exact transformation performed by the J -plate can be expressed as (Figure 3b):

$$\begin{aligned} |\lambda+\rangle &\rightarrow \exp[im\phi]|(\lambda+)^*\rangle \\ |\lambda-\rangle &\rightarrow \exp[in\phi]|(\lambda-)^*\rangle, \end{aligned} \tag{9}$$

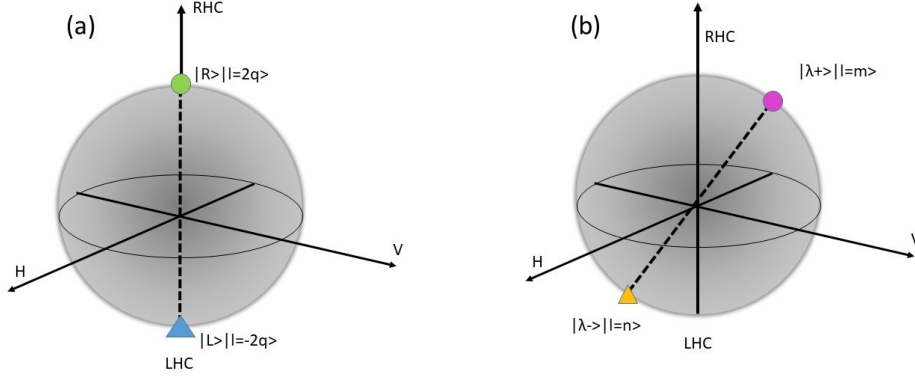


Figure 3. (a) Representation in Poincaré sphere of spin-orbit-conversion (SOC) via q -plates. A state of circular polarization located in the poles of the Poincaré sphere is mapped into its opposite state of circular polarization, while imprinting a fixed azimuthal phase $\pm 2q\phi$. (b) Representation in Poincaré sphere of spin-orbit conversion (SOC) via J -plates. Arbitrary states of elliptic polarization $|\lambda\pm\rangle$ are mapped into its opposite state of elliptic polarization, while imprinting a tunable azimuthal phase $(n, m)\phi$.

where $|\lambda\pm\rangle$ are arbitrary elliptical polarizations expressed as [44]:

$$|\lambda+\rangle = [\cos(\chi), e^{i\delta} \sin(\chi)]^T, \quad |\lambda-\rangle = [-\sin(\chi), e^{i\delta} \cos(\chi)]^T, \quad (10)$$

where the parameters (χ, δ) determine the polarization state. Implementing the SOC operation reduces to determining the actual Jones matrix $J(\phi)$ that transforms $J(\phi)|\lambda+\rangle = e^{im\phi} |(\lambda+)^*\rangle$ and $J(\phi)|\lambda-\rangle = e^{in\phi} |(\lambda-)^*\rangle$. It can be demonstrated that the required spatially varying Jones matrix has the form:

$$J(\phi) = e^{i\delta} \begin{bmatrix} e^{i\delta} (e^{im\phi} \cos(\chi)^2 + e^{in\phi} \sin(\chi)^2) & \frac{\sin(2\chi)}{2} (e^{im\phi} - e^{in\phi}) \\ \frac{\sin(2\chi)}{2} (e^{-im\phi} - e^{-in\phi}) & e^{-i\delta} (e^{im\phi} \sin(\chi)^2 + e^{in\phi} \cos(\chi)^2) \end{bmatrix}. \quad (11)$$

We stress that no traditional phase plate can provide for the required control and sub-wavelength spatial variations in phase shift, birefringence and orientation. Sub-wavelength space metasurfaces on the other hand, can allow such control.

4.4. Alternative Approaches for Spin-Orbit Conversion (SOC)

Controllable geometric-phases can also be introduced via space-variant polarization-state engineering using subwavelength metal stripe space-variant gratings, as proposed by Bomzon et al., in 2001 [69, 70]. This realization is based on a subwavelength metal stripe space-variant grating (SVG) designed for converting circularly polarized light into an azimuthally polarized beam. SVGs are described by a vector:

$$K_g(x, y) = 2\pi/\Lambda(x, y) [\cos(\beta(x, y))\hat{x} + \sin(\beta(x, y))\hat{y}], \quad (12)$$

where Λ is the period of the grating and $\beta(x, y)$ is a spatially varying vector perpendicular to the metal stripes. The polarization of the transmitted beam through the grating can be expressed as:

$$J(x, y) = R[\beta(x, y)]J(\Lambda)R^{-1}[\beta(x, y)], \quad (13)$$

where $J(\Lambda)$ is the Jones matrix representing the SVG of period Λ for $\beta = 0$, and $R(\beta(x, y))$ is a 2×2 spatially varying rotation matrix (Figure 4a). $J(\Lambda)$, typically a diagonal matrix because the eigen-polarizations of the grating are oriented parallel and perpendicular the grating vector. Similarity between Equations (1) and (12) reveal that both the metasurface and the SVG approach produce a transformation described by the same Jones matrix.

In addition, successful alternative approaches for SOC using metasurfaces based on high-contrast dielectric elliptical nanoposts have been recently implemented [81]. The metasurface is composed of a single-layer array of amorphous silicon elliptical posts with different sizes and orientations, resting on a fused-silica substrate. The elliptical posts are placed at the centers of hexagonal unit cells or pixels (Figure 4b). In brief, each post can be considered as a waveguide that is truncated on both sides and operates as a low-quality-factor FabryPerot resonator. The elliptical cross-section of the waveguide leads to different effective refractive indices of the waveguide modes polarized along the two ellipse diameters. As a result, each of the posts imposes a polarization-dependent phase shift on the transmitted light field $E_{out}(x, y)$ and modifies both its polarization and phase. This implementation provides complete control of polarization and phase with subwavelength spatial resolution and an experimentally measured efficiency ranging 72% to 97% from thus significantly improving transmission efficiency upon previous realizations [42]. Such complete control permits the realization of most free-space transmissive optical elements such as lenses, phase plates, wave plates, polarizers, beamsplitters, as well as polarization-switchable phase holograms or arbitrary vector beam generators using the same metamaterial platform.

5. Applications in OAM Multiplexing and Multicasting Approaches

Metasurfaces can contribute to a new class of chip-scale devices, which are expected to revolutionize nanophotonic and optoelectronic circuitry through smart integration of multiple functions in metallic, dielectric or semiconductor building blocks. Their 2D nature is a significant advantage for wafer-scale processing and integration, therefore among artificially engineered materials, metasurfaces hold great promise to excel in technologically relevant applications. Here we will focus on applications of metasurfaces in integrated OAM multiplexing and multicasting devices, for high-speed data transmission [1, 78, 77, 79, 80].

OAM division multiplexing is an experimental method for increasing the transmission capacity of electromagnetic signals using the OAM of the electromagnetic waves to distinguish between the different orthogonal channels [46]. It is the analogue

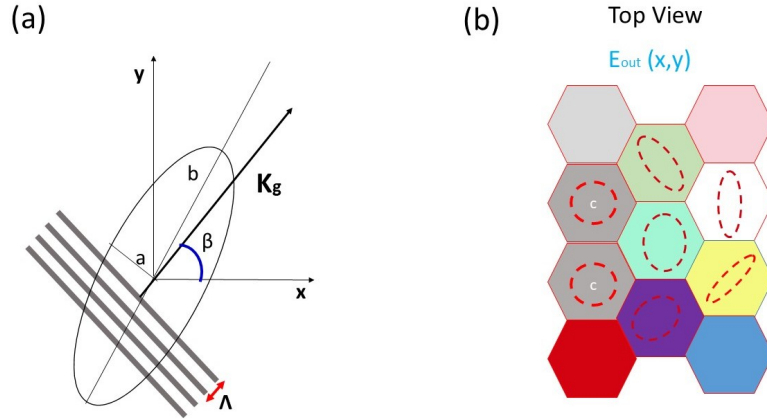


Figure 4. (a) Geometrical parameters of polarization ellipse of light transmitted through a subwavelength varying grating (SVG) [69, 70]. (b) (Top view) Metasurfaces composed of elliptical nanosts. The polarization and azimuthal phase of a normally incident optical wave $E_{in}(x, y)$ is modified at each pixel according to pixel design, resulting in a output optical wave $E_{out}(x, y)$ with controllable polarization and phase [81].

of wavelength division multiplexing (WDM), time division multiplexing (TDM) or polarization division multiplexing (PDM) [71, 43], in the subspace spanned by OAM of light. While SAM) or polarization multiplexing offers only two orthogonal states corresponding to the two states of circular polarization, OAM multiplexing can access a potentially unbounded set of states and as such can offer an infinite number of channels for multiplexage. Although OAM multiplexing promises very significant improvements in bandwidth (2.5 Tbit/s transmission rates in MIMO systems have been reported), it is still an experimental approach and has so far only been demonstrated in the laboratory, over relatively small distances of a few Kms over OAM maintaining fibers. In addition to the reduced transmission distances, one of the main limitations for scalable OAM multiplexage is the extreme bulkiness of the optical components required both for OAM generation and for OAM detection.

Recently [72, 73, 74, 75, 76], an OAM multiplexing scheme in the Terahertz (THz) band based on use of a single-layer metasurfaces was demonstrated experimentally for the first time. The designed structure generates four focused phase vortex beams that have different topological charges (or OAM number l) under illumination by a Gaussian beam, which means that OAM multiplexing with four channels is realized (see Figure 5). When an individual vortex beam is used as the incident light, only one channel is identified and extracted as a focal spot; that is, demultiplexing of the OAM signal is achieved. The metasurface structure has subwavelength-level thickness, which enriches the number of potential approaches available for the miniaturization and integration of THz communication systems. The performance of the designed OAM multiplexing and demultiplexing device shows excellent agreement between the theoretical predictions and experimental results, indicating that this device is suitable for scalable ultra high-speed

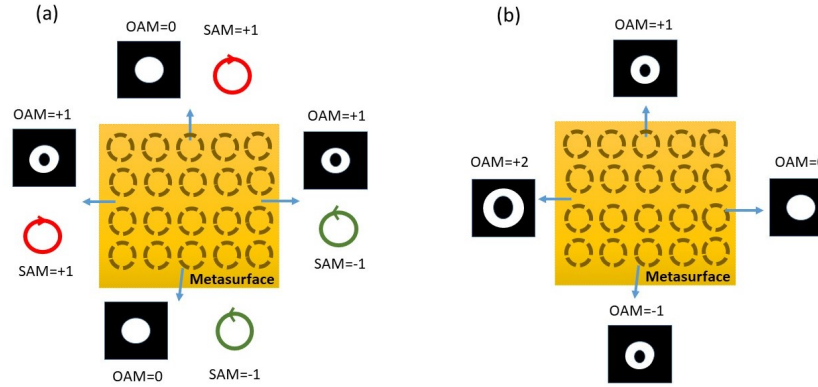


Figure 5. OAM multiplexing techniques in metasurfaces. **(a)** Schematic illustration of combined SAM + OAM multiplexage, the multiplexed channels are based on a combination of polarization (SAM) and orbital angular momentum (OAM), the total angular momentum (OAM + SAM) spans a subspace of dimension $N = 4$, **(b)** Schematic illustration of OAM multiplexing, the multiplexed channels are based orbital angular (OAM) momentum only, it spans a subspace equivalent dimension $N = 4$.

THz communications.

5.1. OAM Multicasting

OAM multicasting consists of generating multiple coaxial OAMs from a single input, a promising feature for efficient optical processing in one-to-many communications. This approach speeds up the end users to acquire the duplicate data, by replicating data into orthogonal multiple channels in the optical domain. Optical multicasting is used in many optical communication applications, such as interactive distance learning, video distribution, teleconferencing and distributed computing. To this end, Spatial Light Modulators (SLM) can be loaded with suitably designed phase patterns. A pattern search assisted iterative (PSI) algorithm was proposed to allow simultaneous generation of multiple OAM modes using a single phase-only SLM elements [1]. In addition, metasurface structures with a V-shaped antenna array can also be used to realize on-chip multicasting, from single Gaussian beams to multiple OAM beams [1]. Additionally, adaptive multicasting assisted by feedback, from a single Gaussian mode to multiple OAM modes was demonstrated using a complex phase pattern. Finally, OAM multicasting by manipulation of amplitude and phase, turbulence compensation of distorted OAM multicasting by adaptive optics and data carrying OAM-based underwater wireless optical multicasting link were also demonstrated, revealing the exceptional performance of OAM multicasting and its broad applications [1].

5.2. Discussion

To a large extent, the realization of spin-orbit-conversion (SOC) in metasurfaces and metamaterials may have a significant impact on diverse scientific and technological areas and can open a number of exciting research directions. The 2D nature of q -plates and generalized J -plates enables by and large easy integration and holds the promise of solving scalability issues. Such 2D metasurfaces could possibly be integrated into laser cavities producing arbitrary Laguerre-Modes OAM states as well as tunable TAM states [44]. Additionally, we have described multiplexing and multicasting applications for encoding information in controllable optical states using both polarization (SAM) and azimuthal phase (OAM) which could potentially increase the bandwidth of optical communication beyond state of the art. In addition, controllable structured light produced by J -plates can, to a great extent, be used for the fabrication of new materials via laser imprinting, optical microengineering and stimulated-emission-depletion imaging. Although classical fields are mainly considered here, the physics of SOC can hold, to some extent, at the single-photon level. In particular, the transition to the quantum regime can be particularly promising in metasurfaces realization with demonstrated high transmission efficiency [81]. For all these reasons, SOC in metamaterials and metasurfaces can plausibly furnish us with a new tool for both classical and quantum communication, especially in schemes that rely on polarization to OAM conversion.

6. Conclusions

2D metamaterials and metasurfaces is a fast growing interdisciplinary field, with significant applications in nanophotonics, biophysics, plasmonics, quantum optics or telecommunication. To a large extent, they warrant precise control of optical fields with unprecedented flexibility and performance. The reduced dimensionality of optical metasurfaces enables applications that are distinctly different from those achievable with bulk metamaterials. By and large, metasurfaces can provide for a novel tool for generation and conversion of OAM, a feature which can promote many applications in integrated on-chip OAM multiplexing approaches, which conceivably hold the promise of increasing transmission capacity and overcome scalability issues beyond state of the art.

7. Acknowledgments

GP wrote the entire manuscript and prepared the figures (both for version 1 and version 2 displayed on arXiv). Andrei Lavrinenko and Ricardo Depine suggested relevant references for version 1. Version 2 was accepted for publication in Quantum Reports 2019. The author is grateful to Joerg Goette, Andrei Lavrinenko, Osamu Takayama, Ricardo Depine, and Juan Torres for helpful discussions. This work was supported by

ANPCyT via grant PICT Startup 2015 0710 and UBACYT PDE 2017.

References

- [1] Wang, X.; Nie, Z.; Liang, Y.; Wang, J.; Li, T.; Jia, B. Recent advances in optical vortex generation. *Nanophotonics* **2018**, *7*, 1533–1556.
- [2] Chen, S.; Li, Z.; Zhang, Y.; Cheng, H.; Tian, J. Phase Manipulation of Electromagnetic Waves with Metasurfaces and Its Applications in Nanophotonics. *Adv. Opt. Mater.* **2018**, *6*, 1800104.
- [3] Luo, X. Subwavelength Optical Engineering with Metasurface Waves. *Adv. Opt. Mater.* **2018**, *6*, 1701201.
- [4] Chen, M.; Jiang, L.; Sha, W.E.I. Orbital Angular Momentum Generation and Detection by Geometric-Phase Based Metasurfaces. *Appl. Sci.* **2018**, *8*, 362.
- [5] Huang, Y.W.; Rubin, N.A.; Ambrosio, A.; Shi, Z.; Devlin, R.C.; Qiu, C.W.; Capasso, F. Versatile total angular momentum generation using cascaded J-plates. *Opt. Exp.* **2019**, *27*, 7469.
- [6] Veselago, V.G. The electrodynamics of substances with simultaneously negative values of ϵ and m . *Sov. Phys. Usp.* **1968**, *10*, 509–514.
- [7] Pendry, J.B.; Schurig, D.; Smith, D.R. Controlling electromagnetic fields. *Science* **2006**, *312*, 1780–1782.
- [8] Pendry, J.B. Negative refraction makes a perfect lens. *Phys. Rev. Lett.* **2000**, *85*, 3966–3969.
- [9] Soukoulis, C.M.; Wegener, M. Optical metamaterials—More bulky and less lossy. *Science* **2010**, *330*, 1633–1634.
- [10] Zheludev, N.I.; Kivshar, Y.S. From metamaterials to metadevices. *Nat. Mater.* **2012**, *11*, 917.
- [11] Yuetai, N. Light propagation with phase discontinuities: Generalized laws of reflection and refraction. *Science* **2011**, *334*, 333–337.
- [12] Sabegh, Z.; Maleki, M.; Mahmoudi, M. Microwave-induced orbital angular momentum transfer. *Sci. Rep.* **2019**, *9*, 3519.
- [13] Ren, J.; Leunga, K. Generation of microwave orbital angular momentum states using hemispherical dielectric resonator antenna. *Appl. Phys. Lett.* **2018**, *112*, 131103.
- [14] Cao, T.; Wei, C.; Simpson, R.E.; Zhang, L.; Cryan, M.J. Fast Tuning of Double Fano Resonance Using A Phase-Change Metamaterial Under Low Power Intensity. *Sci. Rep.* **2014**, *4*, 4463.
- [15] Gerislioglu, B.; Ahmadvand, A. The Observation of High-Order ChargeCurrent Configurations in Plasmonic Meta-Atoms: A Numerical Approach. *Photonics* **2019**, *6*, 43.
- [16] Kildishev, A.V.; Boltasseva, A.; Shalae, V.M. Planar Photonics with Metasurfaces. *Science* **2013**, *339*, 1232009.
- [17] Ahmadvand, A.; Gerislioglu, B.; Ramezan, Z. Gated graphene island-enabled tunable charge transfer plasmon terahertz metamodulator. *Nanoscale* **2019**, *11*, 8091–8095.
- [18] Boltasseva, A.; Atwater, H.A. Low-Loss Plasmonic Metamaterials. *Science* **2011**, *331*, 290–291.
- [19] Gerislioglu, B.; Ahmadvand, A.; Pala, N. Tunable plasmonic toroidal terahertz metamodulator. *Phys. Rev. B* **2018**, *97*, 161405.
- [20] Yu, N.; Capasso, F., Flat optics with designer metasurfaces, *Nat. Mater.* **2014**, *13*, 139–150.
- [21] Ou, J.Y.; Plum, E.; Jiang, L.; Zheludev, N.I. Reconfigurable Photonic Metamaterials. *Nano Lett.* **2011**, *11*, 2142–2144.
- [22] Ahmadvand, A.; Semmlinger, M.; Dong, L.; Gerislioglu, B.; Nordlande, P.; Halas, N.J. Toroidal Dipole-Enhanced Third Harmonic Generation of Deep Ultraviolet Light Using Plasmonic Meta-atoms. *Nano Lett.* **2019**, *19*, 605–611.
- [23] Yang, S.; Liu, P.; Yang, M.; Wang, Q.; Song, J.; Dong, L. From Flexible and Stretchable Meta-Atom to Metamaterial: A Wearable Microwave Meta-Skin with Tunable Frequency Selective and Cloaking Effect. *Sci. Rep.* **2016**, *6*, 21921.
- [24] Ahmadvand, A.; Gerislioglu, B.; Ramezan, Z. Generation of magnetoelectric photocurrents using toroidal resonances: A new class of infrared plasmonic photodetectors. *Nanoscale* **2019**, doi:10.1039/C9NR04312H.

- [25] Ni, X.; Emani, N.K.; Kildishev, A.V.; Boltasseva, A.; Shalae, V.M. Broadband light bending with plasmonic nanoantennas. *Science* **2012**, *335*, 427.
- [26] Kuester, E.F.; Mohamed, M.A.; Piket-May, M.; Holloway, C.L. Averaged transition conditions for electromagnetic fields at a metafilm. *IEEE Trans. Antenn. Propag.* **2003**, *51*, 2641–2651.
- [27] Holloway, C.L.; Mohamed, M.A.; Kuester, E.F.; Dienstfrey, A. Reflection and transmission properties of a metafilm: With an application to a controllable surface composed of resonant particles. *IEEE Trans. Electromagn. Compat.* **2005**, *47*, 853–865.
- [28] Zhao, Y.; Engheta, N.; Al, A. Homogenization of plasmonic metasurfaces modeled as transmission-line loads. *Metamaterials* **2011**, *5*, 90–96.
- [29] Pozar, D.M.; Targonski, S.D.; Syrigos, H.D. Design of millimeter wave microstrip reflectarrays. *IEEE Trans. Antenn. Propag.* **1997**, *45*, 287–296.
- [30] Ryan, C.G.; Chaharmir, M.R.; Shaker, J.R.B.J.; Bray, J.R.; Antar, Y.M.; Ittipiboon, A. A wideband transmitarray using dual-resonant double square rings. *IEEE Trans. Antenn. Propag.* **2010**, *58*, 1486–1493.
- [31] Caiazzo, M.; Maci, S.; Engheta, N. A metamaterial surface for compact cavity resonators. *IEEE Antenn. Wirel. Propag. Lett.* **2004**, *3*, 261–264.
- [32] Holloway, C.L.; Love, D.C.; Kuester, E.F.; Salandrino, A.; Engheta, N. Sub-wavelength resonators: On the use of metafilms to overcome the $1/2$ size limit. *IET Microw. Antenn. Propag.* **2008**, *2*, 120–129.
- [33] Engheta, N. Antenna-guided light. *Science* **2011**, *334*, 317–318.
- [34] Papakostas, A. Optical manifestations of planar chirality. *Phys. Rev. Lett.* **2003**, *90*, 107404.
- [35] Prosvirnin, S.L.; Zheludev, N.I. Polarization effects in the diffraction of light by a planar chiral structure. *Phys. Rev. E* **2005**, *71*, 037603.
- [36] Beth, R.A. Mechanical detection and measurement of the angular momentum of light. *Phys. Rev.* **1936**, *50*, 115.
- [37] Allen, L.; Beijersbergen, M.W.; Spreeuw, R.J.C.; Woerdman, J.P. Orbital angular momentum of light and the transformation of Laguerre-Gaussian laser modes. *Phys. Rev. A* **1992**, *45*, 8185.
- [38] Prosvirnin, S.L.; Zheludev, N.I. Analysis of polarization transformations by a planar chiral array of complex-shaped particles. *J. Opt. A* **2009**, *11*, 074002.
- [39] Svirko, Y.; Zheludev, N.; Osipov, M. Layered chiral metallic microstructures with inductive coupling. *Appl. Phys. Lett.* **2001**, *78*, 498–500.
- [40] Bliokh, K.; Nori, F. Transverse and longitudinal angular momenta of light. *Phys. Rep.* **2015**, *592*, 1–38.
- [41] Bliokh, K.; Dressel, J.; Nori, F. Conservation of the spin and orbital angular momenta in electromagnetism. *New J. Phys.* **2014**, *16*, 093037.
- [42] Karimi, E.; Schulz, S.A.; De Leon, I.; Qassim, H.; Upham, J.; Boyd, R.W. Generating optical orbital angular momentum at visible wavelengths using a plasmonic metasurface. *Light Sci. Appl. NPG* **2014**, *3*, e167.
- [43] She, A.; Capasso, F. Parallel Polarization State Generation. *Nat. Sci. Rep.* **2016**, *6*, 26019.
- [44] Devlin, R.C.; Ambrosio, A.; Rubin, N.A.; Mueller, J.B.; Capasso, F. Arbitrary spin-to-orbital angular momentum conversion of light. *Science* **2017**, *358*, 896–901.
- [45] Mueller, J.; Rubin, N.; Devlin, R.; Groever, B.; Capasso, F. Metasurface Polarization Optics: Independent Phase Control of Arbitrary Orthogonal States of Polarization. *Phys. Rev. Lett.* **2017**, *118*, 113901.
- [46] Zhao, H.; Quan, B.; Wang, X.; Gu, C.; Li, J.; Zhang, Y. Demonstration of Orbital Angular Momentum Multiplexing and Demultiplexing Based on a Metasurface in the Terahertz Band. *ACS Photonics* **2018**, *5*, 1726–1732.
- [47] Chang, S.; Guo, X.; Ni, X. Optical Metasurfaces: Progress and Applications. *Annu. Rev. Mater. Res.* **2018**, *48*, 279–302.
- [48] Aieta, F.; Genevet, P.; Yu, N.; Kats, M.A.; Gaburro, Z.; Capasso, F. Out-of-plane reflection and refraction of light by anisotropic optical antenna metasurfaces with phase discontinuities. *Nano*

- Lett.* **2012**, *12*, 1702–1706.
- [49] Franke-Arnold, S.; Allen, L.; Padgett, M. Advances in optical angular momentum. *Laser Photonics Rev.* **2008**, *2*, 299–313.
- [50] Yao, A.M.; Padgett, M.J. Orbital angular momentum: Origins, behavior and applications. *Adv. Opt. Photonics* **2011**, *3*, 161–204.
- [51] Fang, L.; Padgett, M.J.; Wang, J. Sharing a common origin between the rotational and linear Doppler effects. *Laser Photonics Rev.* **2017**, *11*, 1700183.
- [52] Forbes, A., Dudley, A. and McLaren, M. Creation and detection of optical modes with spatial light modulators. *Adv. Opt. Photonics* **2016**, *8*, 200–227.
- [53] Willner, A.E.; Huang, H.; Yan, Y.; Ren, Y.; Ahmed, N.; Xie, G.; Wang, J. Optical communications using orbital angular momentum beams. *Adv. Opt.* **2015**, *7*, 66–106.
- [54] Wang, J. Advances in communications using optical vortices. *Photonics Res.* **2016**, *4*, B14–B28.
- [55] Padgett, M. J. Orbital angular momentum 25 years on. *Opt. Express* **2017**, *25*, 11265–11274.
- [56] Wang, J.; Yang, J.Y.; Fazal, I.M.; Ahmed, N.; Yan, Y.; Huang, H.; Willner, A.E. Terabit free-space data transmission employing orbital angular momentum multiplexing. *Nat. Photonics* **2012**, *6*, 488–496.
- [57] Zhu, L.; Wang, A.; Chen, S.; Liu, J.; Mo, Q.; Du, C.; Wang, J. Orbital angular momentum mode groups multiplexing transmission over 2.6-km conventional multi-mode fiber. *Opt. Express* **2017**, *25*, 25637–25645.
- [58] Ren, Y.; Li, L.; Wang, Z.; Kamali, S.M.; Arbabi, E.; Arbabi, A.; Yan, Y. Orbital angular momentum-based space division multiplexing for high-capacity underwater optical communications. *Sci. Rep.* **2016**, *6*, 33306.
- [59] Zhao, Y.; Wang, A.; Zhu, L.; Lv, W.; Xu, J.; Li, S.; Wang, J. Performance evaluation of underwater optical communications using spatial modes subjected to bubbles and obstructions. *Opt. Lett.* **2017**, *42*, 4699–4702.
- [60] Durnin, J. Exact solutions for nondiffracting beams. I. The scalar theory. *J. Opt. Soc. Am. A* **1987**, *4*, 651–654.
- [61] Zhu, L.; Wang, J. Arbitrary manipulation of spatial amplitude and phase using phase-only spatial light modulators. *Sci. Rep.* **2014**, *4*, 7441.
- [62] Li, S.; Wang, J. Adaptive free-space optical communications through turbulence using self-healing Bessel beams. *Sci. Rep.* **2017**, *7*, 43233.
- [63] Paterson, C.; Smith, R. Higher-order Bessel waves produced by axicon-type computer-generated holograms. *Opt. Commun.* **1996**, *124*, 121–130.
- [64] Litvin, I.A.; Ngcobo, S.; Naidoo, D.; Ait-Ameur, K.; Forbes, A. Doughnut laser beam as an incoherent superposition of two petal beams. *Opt. Lett.* **2014**, *39*, 704–707.
- [65] Hakola, A.; Hakkarainen, T.; Tommila, R.; Kajava, T. Energetic Bessel-Gauss pulses from diode-pumped solid-state lasers. *J. Opt. Soc. Am. B* **2010**, *27*, 2342–2349.
- [66] Meinzer, N., Barnes, W. L. and Hooper, I. R. Plasmonic meta-atoms and metasurfaces. *Nat. Photonics* **2014**, *8*, 889–898.
- [67] Zhao, Z.; Wang, J.; Li, S.; Willner, A.E. Metamaterials-based broadband generation of orbital angular momentum carrying vector beams. *Opt. Lett.* **2013**, *38*, 932–934.
- [68] Du, J.; Wang, J. Design of on-chip N-fold orbital angular momentum multicasting using V-shaped antenna array. *Sci. Rep.* **2015**, *5*, 9662.
- [69] Bomzon, Z.; Kleiner, V.; Hasman, E. PancharatnamBerry phase in space-variant polarization-state manipulations with subwavelength gratings. *Opt. Lett.* **2001**, *26*, 1424–1426.
- [70] Z.; Kleiner, V.; Hasman, E. Computer-generated space-variant polarization elements with subwavelength metal stripes. *Opt. Lett.* **2001**, *26*, 33–35.
- [71] Jahani, S.; Jacob, Z. All-dielectric metamaterials. *Nat. Nanotech.* **2016**, *11*, 23–36.
- [72] Vyas, S.; Kozawa, Y.; Sato, S. Generation of radially polarized Bessel-Gaussian beams from c-cut Nd: YVO4 laser. *Opt. Lett.* **2014**, *39*, 1101–1104.
- [73] Naidoo, D.; At-Ameur, K.; Brunel, M.; Forbes, A. Intra-cavity generation of superpositions of

- laguerregaussian beams. *Appl. Phys. B* **2012**, *106*, 683–690.
- [74] Akihiko, I.; Yuichi, K.; Shunichi, S. Generation of hollow scalar and vector beams using a spot-defect mirror. *J. Opt. Soc. Am. A* **2010**, *27*, 2072–2077.
- [75] Lin, D.; Daniel, J.M.O.; Clarkson, W.A. Controlling the handedness of directly excited LaguerreGaussian modes in a solid-state laser. *Opt. Lett.* **2014**, *39*, 3903–3906.
- [76] Ngcobo, S.; Litvin, I.; Burger, L.; Forbes, A. A digital laser for on-demand laser modes. *Nat. Commun.* **2013**, *4*, 2289.
- [77] Moulieras, S.; Lewenstein, M.; Puentes, G. Entanglement engineering and topological protection by discrete-time quantum walks. *J. Phys. B Atom. Mol. Opt. Phys.* **2013**, *46*, 104005.
- [78] Puentes, G.; Waldherr, G.; Neumann, P.; Balasubramanian, G.; Wrachtrup, J., Efficient route to high-bandwidth nanoscale magnetometry using single spins in diamonds, *Sci. Rep.* **2014**, *4*, 4677.
- [79] Puentes, G.; Neves, L. Photonic Discrete-time Quantum Walks and Applications. *Entropy* **2018**, *20*, 731.
- [80] Puentes, G.; Hermosa, N.; Torres, J. Weak measurements with orbital-angular-momentum pointer states. *Phys. Rev. Lett.* **2012**, *109*, 040401.
- [81] Arbabi, A.; Horie, Y.; Bagheri, M.; Faraon, A. Dielectric metasurfaces for complete control of phase and polarization with subwavelength spatial resolution and high transmission. *Nat. Nanotech.* **2015**, *10*, 937.
- [82] Zhang, K.; Yuan, Y.; Zhang, D.; Ding, X.; Ratni, B.; Burokur, S.N.; Wu, Q. Phase-engineered metalenses to generate converging and non-diffractive vortex beam carrying orbital angular momentum in microwave region. *Opt. Exp.* **2018**, *26*, 1351–1360.