

Structure formation in dark energy cosmologies described by PADE parameterization

Mehdi Rezaei^{1,2*}

¹ *Research Institute for Astronomy and Astrophysics of Maragha (RIAAM), Maragha, Iran, P.O.Box:55134-441*

² *Iran meteorological organization, Hamedan Research Center for Applied Meteorology, Hamedan, Iran*

Accepted ?, Received ?; in original form April 8, 2019

ABSTRACT

We study the imprints on the formation of cosmic structures of a particular class of dark energy parameterizations dubbed PADE parameterization. Here we investigate how dark energy can affect the growth of large scale structures of the universe in the framework of spherical collapse model. The dynamics of the spherical collapse of a dark matter halo depends on the properties of the dark energy model. We show that the properties of spherical collapse scenario are directly affected by the evolution of dark energy. We obtain the main parameters of spherical collapse for two different DE parameterizations in two different approaches: first the homogeneous DE approach, in which dark energy does not exhibit fluctuations on cluster scales and the other, clustered DE scenario in which, dark energy components inside the overdense region collapses similar to dark matter. Using the Sheth-Tormen mass function, we investigate the abundance of virialized halos in the framework of PADE parameterizations. Specifically, the present analysis shows that the number count of dark matter halos depends on the evolution of DE parameterizations and clustering properties of dark energy. Also we show that perturbations in phantom DE components enhance the growth of matter perturbations. This result was obtained in the literature for dark energy parameterizations that are phantom at all redshifts. But we obtained same results for dark energy parameterizations which are in phantom regime and enter in quintessence region at relatively low redshifts. We also show that in parameterizations under study, low mass halos were formed before massive halos.

Key words: dark energy, cosmology: theory, large-scale structure of Universe.

1 INTRODUCTION

In the last two decades, increasingly large body of cosmological observations including those of type Ia supernova (SnIa) (Riess et al. 1998; Perlmutter et al. 1999; Kowalski et al. 2008), cosmic microwave background (CMB) (Komatsu et al. 2009; Jarosik et al. 2011; Komatsu et al. 2011; Planck Collaboration XIV 2016), baryonic acoustic oscillation (BAO) (Tegmark et al. 2004; Cole et al. 2005; Eisenstein et al. 2005; Percival et al. 2010; Blake et al. 2011; Reid et al. 2012), high redshift galaxy clusters (Wang & Steinhardt 1998; Allen et al. 2004), high redshift galaxies (Alcaniz 2004), and weak gravitational lensing (Benjamin et al. 2007; Amendola et al. 2008; Fu et al. 2008) indicate that our universe is experiencing a period of cosmic acceleration. There is an important question about the cosmological dynamics; what is the cause and nature of this accelerated expansion. To answer this question, cosmologists follow two main approaches. Some accept general relativity (GR) and try to explain accelerated expansion by introducing a new cosmic fluid with sufficiently negative pressure dubbed dark energy (DE). Based on the latest cosmological observations, this

unknown fluid occupies about 3/4 of the total energy budget of the universe (Planck Collaboration XIV 2016). On the other hand, some believe that this acceleration reflects on the physics of gravity at cosmological scales. They are trying to modify general relativity to explain this acceleration. In this way they propose modified gravity models that some of them have been investigated in the literature, $f(R)$ gravity (Buchdahl 1970), Randall-Sundrum model (Randall & Sundrum 1999), DGP model (Dvali et al. 2000), modified DGP model (Koyama 2006) and so forth.

In this work to justify the current acceleration of the universe, among these two approaches, we follow the first one, DE. The cosmological constant Λ with $w_\Lambda = -1$ is the first and simplest candidate for DE. Although the standard Λ cosmology is consistent with observations, but it suffers from two puzzles, the so-called fine-tuning and cosmic coincidence problems (Weinberg 1989; Sahni & Starobinsky 2000; Carroll 2001; Padmanabhan 2003; Copeland et al. 2006b). The Λ problems encourage cosmologists to seek new DE models with time evolving energy density in order to solve the above cosmological problems or at least alleviate them. Some of these attempts led to new dynamical DE models with time evolving EoS parameter proposed widely in literature in recent years. Ghost DE

* rezaei@irimo.ir

(Veneziano 1979; Witten 1979; Kawarabayashi & Ohta 1980; Rosenzweig et al. 1980), quintessence (Caldwell et al. 1998; Erickson et al. 2002), holographic DE models (Hořava & Minic 2000; Thomas 2002), k-essence (Armendariz-Picon et al. 2001), chaplygin gas (Kamenshchik et al. 2001), generalized chaplygin gas (Bento et al. 2002), dilaton (Gasperini & Veneziano 2002; Arkani-Hamed et al. 2004; Piazza & Tsujikawa 2004), phantom (Caldwell 2002), quintom (Elizalde et al. 2004) and etc are some of these models. Recently, many of these models were compared with different observational data sets. Some of these comparisons show that DE models are consistent with latest observational data, but nevertheless Λ cosmology is more consistent model with the observations yet (Mehrabi et al. 2015; Malekjani et al. 2017, 2018; Rezaei 2019). In studying the nature of DE and its dynamic a precise measurement of EoS parameter and its variation can led to some important results (Copeland et al. 2006b; Frieman et al. 2008; Weinberg et al. 2013; Amendola et al. 2013). As a simple way to investigate the nature of DE we can develop a formalism whereby we can directly apply some parameterizations of its EoS. In literature, one can find different forms of parameterizations for the EoS of DE (Maor et al. 2001; Chevallier & Polarski 2001; Linder 2003; Riess et al. 2004; Seljak et al. 2005; Bassett et al. 2008). There is no mathematical principle or fundamental physics behind most of these parameterizations. In this work we investigate two types of PADE parameterization (see section 2), which from the mathematical point of view seems to be more stable in comparison with other parameterizations. Our parameterizations do not diverge and thus can be used at both small and high redshifts.

DE not only can be the cause of the accelerated expansion of the universe, but also can affect the structure formation scenario in universe. It is believed that the large scale structures (LSS) in universe are constructed from gravitational collapse of primordial small density perturbations (Gunn & Gott 1972; Press & Schechter 1974; White & Rees 1978; Peebles 1993; Peacock 1999; Peebles & Ratra 2003). Initial seeds of these density perturbations are produced during inflation (H.Guth 1981; Linde 1990). In order to study the evolution of these fluctuations we have a simple scenario, the spherical collapse model (SCM) which first introduced by (Gunn & Gott 1972). In this scenario, any of small density perturbations assume to be a spherical overdense region. While background of universe is expanding, because of self-gravity, the spherical overdense region expands slower in comparison with background. Therefore the density of spherical overdense region compare to background becomes more and more. At turnaround redshift, z_{ta} , the overdense sphere decouples from the Hubble fluid and starts to collapse. In a certain radius (virial radius) at redshift z_{vir} . The collapsing sphere region reaches to a steady state and here after known as a virialized halo. SCM in DE cosmologies has been widely studied in several works (Ryden & Gunn 1987; Subramanian et al. 2000; Ascasibar et al. 2004; Williams et al. 2004; Pace et al. 2014a). It has been extended for different cosmological models (Mota & van de Bruck 2004; Maor & Lahav 2005; Abramo et al. 2007a; Schaefer & Koyama 2008; Abramo et al. 2009; Li et al. 2009; Pace et al. 2010, 2012). In this paper we study the SCM in the presence of DE cosmologies which their EoS parameters are types of PADE parameterizations. For these cosmologies we predict the abundance of virialized halos. The paper is organized as following. In section 2, we first introduce the main ingredients of PADE parameterizations, then we investigate the background evolution of the universe. In section 3, the basic equations which introduce the evolution of density perturbations in both

linear and nonlinear regimes are presented. In section 4 we obtain the predicted mass function and cluster number count in our parameterizations in both homogeneous and clustered DE scenarios. Finally we summarize our results and conclude in section 5.

2 BACKGROUND EVOLUTION IN PADE PARAMETERIZATIONS

For a function $f(x)$, the PADE approximation of order (m, n) is the ratio of two polynomials as below (Pade 1892; Baker & Graves-Morris 1996; Adachi & Kasai 2012)

$$f(x) = \frac{a_0 + a_1x + a_2x^2 + \dots + a_nx^n}{b_0 + b_1x + b_2x^2 + \dots + b_mx^m}, \quad (1)$$

where m and n are positive integers and a_i and b_i are constants. Setting $b_i = 0$ for $i \geq 1$, this approximation reduces to well known Taylor expansion. In this paper we focus on two especial form of PADE parameterizations as follows (see also Wei et al. 2014).

2.1 parameterization (1)

Using Eq. (1), we expand the EoS parameter w_{de} up to order $(1, 1)$ with respect to $(1 - a)$ as below (Wei et al. 2014):

$$w_{\text{de}}(a) = \frac{w_0 + w_1(1 - a)}{1 + w_2(1 - a)}. \quad (2)$$

In terms of redshift z , one can write Eq. (2) as

$$w_{\text{de}}(z) = \frac{w_0 + (w_0 + w_1)z}{1 + (1 + w_2)z}. \quad (3)$$

Setting $w_2 = 0$ Eq. (2) reduces to famous CPL parameterization. It is easy to see that in parameterization (1) unlike CPL parameterization, just by setting $w_2 \neq 0$ we can avoid the divergence of the EoS parameter at $z = -1$. Using Eq. (2) we find:

$$w_{\text{de}} = \begin{cases} \frac{w_0 + w_1}{1 + w_2}, & \text{at early time } (a \rightarrow 0 \text{ or } z \rightarrow \infty), \\ w_0, & \text{at present } (a = 1 \text{ or } z = 0), \\ \frac{w_1}{w_2}, & \text{at far future } (a \rightarrow \infty \text{ or } z \rightarrow -1), \end{cases} \quad (4)$$

Setting $w_2 \neq 0$ and $w_2 \neq -1$, parameterization (1) will be a well-behaved function at redshift interval $-1 \leq z \leq \infty$.

In isotropic, homogeneous and spatially flat Friedmann-Robertson-Walker (FRW) cosmologies, the first Friedmann equation reads

$$H^2 = \frac{8\pi G}{3}(\rho_r + \rho_m + \rho_{\text{de}}), \quad (5)$$

where $H \equiv \dot{a}/a$ is the Hubble parameter, ρ_r is the energy density of radiation and ρ_m and ρ_{de} are the relevant energy densities for dark matter and DE components respectively. In the absence of interactions between these components we have

$$\dot{\rho}_r + 4H\rho_r = 0, \quad (6)$$

$$\dot{\rho}_m + 3H\rho_m = 0, \quad (7)$$

$$\rho_{\text{de}}\dot{a} + 3H\rho_{\text{de}}(1 + w_{\text{de}}) = 0, \quad (8)$$

where the over-dot displays derivative with respect to cosmic time t . Inserting Eq. (2) into Eq. (8), one can obtain the DE density of parameterization (1) as (see also Wei et al. 2014)

Table 1. Values of free parameters for DE parameterizations.

Model	parameterization(1)	parameterization(2)	Λ CDM
$\Omega_m^{(0)}$	0.29	0.27	0.29
h	0.68	0.68	0.68
w_0	-0.83	-0.83	—
w_1	-0.09	—	—
w_2	-0.68	-0.39	—

$$\rho_{\text{de}} = \rho_{\text{de}}^{(0)} a^{-3\left(\frac{1+w_0+w_1+w_2}{1+w_2}\right)} [1+w_2(1-a)]^{-3\left(\frac{w_1-w_0w_2}{w_2(1+w_2)}\right)}, \quad (9)$$

Also, combining Eq.(9) and Eq.(5) we derive the dimensionless Hubble parameter ($E = H/H_0$) for parameterization (1) as

$$E^2 = \Omega_{r0} a^{-4} + \Omega_{m0} a^{-3} + (1 - [\Omega_{r0} + \Omega_{m0}]) \times a^{-3\left(\frac{1+w_0+w_1+w_2}{1+w_2}\right)} \times (1+w_2 - aw_2)^{-3\left(\frac{w_1-w_0w_2}{w_2(1+w_2)}\right)} \quad (10)$$

where Ω_{m0} , Ω_{r0} and $\Omega_{\text{de}0}$ are density parameter, radiation parameter and DE parameter respectively and in spatially flat universe we have $\Omega_{m0} + \Omega_{r0} + \Omega_{\text{de}0} = 1$.

2.2 parameterization (2)

Clearly, parameterization (1) has three free parameters w_0 , w_1 and w_2 . By setting $w_1 = 0$ we obtain a simplified version of parameterization (1), as

$$w_{\text{de}}(a) = \frac{w_0}{1+w_2(1-a)}. \quad (11)$$

In order to desist from each singularity in the wide range of redshifts it is necessary to choose the value of w_2 in the interval $-1 < w_2 < 0$.

As the procedure we follow for parameterization (1), we can obtain the DE density and dimensionless Hubble parameter for parameterization (2) as follows:

$$\rho_{\text{de}} = \rho_{\text{de}}^{(0)} a^{-3\left(\frac{1+w_0+w_2}{1+w_2}\right)} [1+w_2(1-a)]^{-3\left(\frac{-w_0w_2}{w_2(1+w_2)}\right)}, \quad (12)$$

$$E^2 = \Omega_{r0} a^{-4} + \Omega_{m0} a^{-3} + (1 - [\Omega_{r0} + \Omega_{m0}]) \times a^{-3\left(\frac{1+w_0+w_2}{1+w_2}\right)} \times (1+w_2 - aw_2)^{-3\left(\frac{-w_0w_2}{w_2(1+w_2)}\right)}. \quad (13)$$

In Table (1) we sum up the chosen values for free parameters characterizing each of models under study. Previously in (Rezaei et al. 2017) we put constraints on the free parameters of these DE parameterizations using different observational data. These values are in the 1σ confidence level of the best fit parameters, we obtained for the different DE parameterizations using the observational data. These chosen values also are in the 1σ confidence region of the best fit parameters, which obtained by (Wei et al. 2014) using different observational data sets.

In the upper panel Fig. (1) we present the evolution of w_{de} and in middle panel we plot $\Delta E(\%) = [(E - E_\Lambda)/E_\Lambda] \times 100$ and in bottom panel we show the evolution of Ω_{de} for our parameterizations using the values of free parameters presented in Table

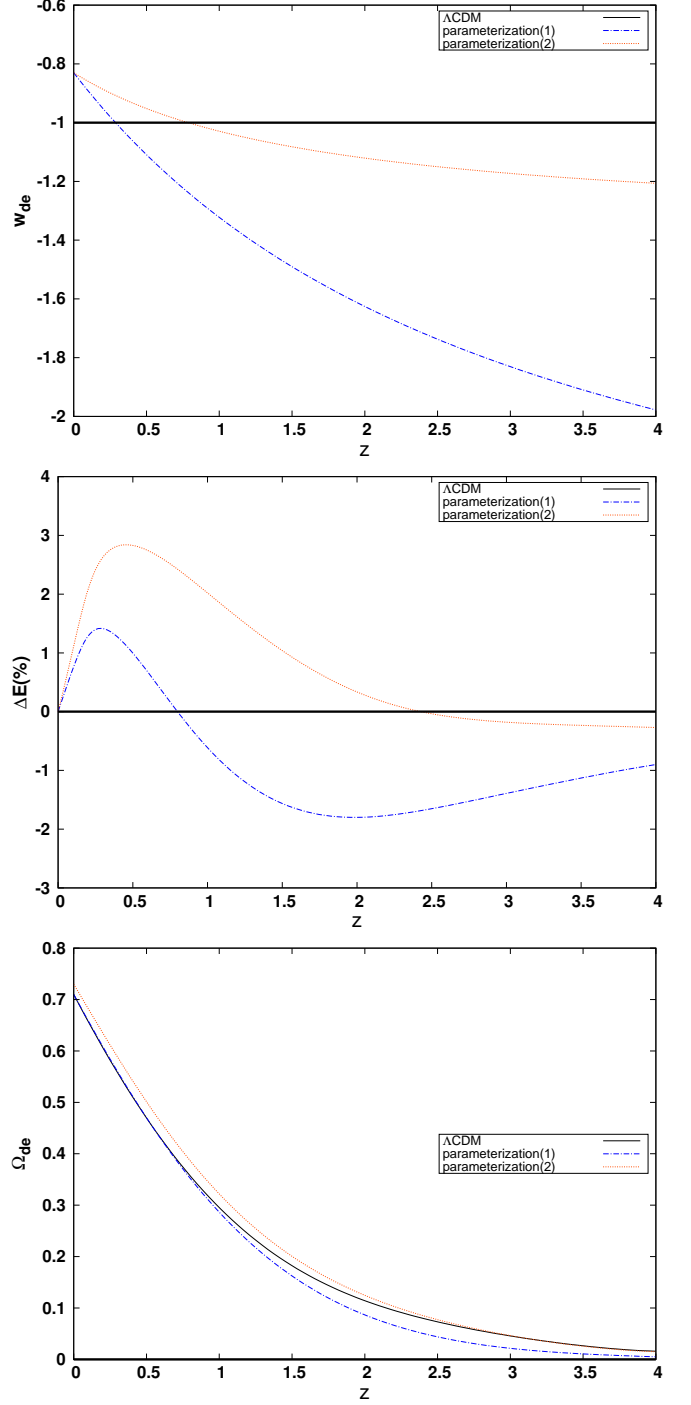


Figure 1. Top panel: The redshift evolution of the equation of state parameter of DE parameterizations $w_d(z)$, middle panel: the ratio of dimensionless Hubble parameter of DE parameterizations to the Λ CDM model and bottom panel: DE density parameter $\Omega_d(z)$ for different DE parameterizations. The blue dashed, red dotted and black solid curves correspond to parameterization (1), parameterization (2) and Λ CDM model respectively.

(1). Also, in all panels the reference Λ CDM model is presented for comparison.

One can see that at high redshifts the EoS parameter of DE parameterizations considered in this work evolves in phantom regime ($w_{\text{de}} < -1$), while at relatively low redshifts it enters in the quintessence region ($-1 < w_{\text{de}} < -1/3$). From the middle panel of Fig. (1), we find that the relative difference ΔE for parameterization (1) varies among $\sim -2.0\%$ and $\sim 1.4\%$, while in the case of parameterization (2) we have $-0.2\% \lesssim \Delta E \lesssim 2.9\%$. For both of parameterizations, we have $\Delta E > 0$ at low redshifts ($z \sim 0.5$). In the other meaning in cosmology of PADE parameterizations at low redshifts ($z \sim 0.5$), the rate of the expansion of universe is greater than Λ cosmology ones. Lastly, in the bottom panel of Fig.(1) the evolution of Ω_{de} for DE parameterizations and Λ CDM model are presented. We observe that in all of models, Ω_{de} tends to zero at high redshifts. At low redshifts parameterization (1) and Λ CDM have the same value of Ω_{de} , while parameterization (2) has greater value of Ω_{de} . Moving to high redshifts one can see that the value of Ω_{de} for parameterization (1) becomes smaller than other models. This means that in the case of parameterization (1), DE reaches to its main role in the evolution of the universe at higher redshifts. This result, also can be obtained from the middle panel of Fig. (1), where we see that parameterization (2) experiences greater value of Hubble parameter at lower redshifts compared to parameterization (1).

3 SPHERICAL COLLAPSE IN PADE PARAMETERIZATIONS

In the current section we investigate the SCM in the framework of PADE parameterization cosmologies. Firstly, we introduce the main equations which are using to obtain the basic parameters of the spherical collapse model. In order to find the differential equations which can display the evolution of perturbations in both of matter and DE components, several efforts have been done in the scenario of structure formation. Some of these efforts have been done to study the evolution of perturbations at high redshifts (in matter dominated universe) (Bernardeau 1994; Padmanabhan 1996). A generalization to the universe containing dynamical DE component was done in the work of (Abramo et al. 2007a). In the case of inhomogeneous DE in which, DE component can cluster, the fully perturbed equations for the evolution of matter and DE perturbations (δ_{m} and δ_{d}) in the non-linear regime are given by (Pace et al. 2014b; Malekjani et al. 2017; Rezaei & Malekjani 2017)

$$\delta'_{\text{m}} + (1 + \delta_{\text{m}}) \frac{\tilde{\theta}}{a} = 0 \quad (14)$$

$$\delta'_{\text{d}} + \frac{3(c_{\text{eff}}^2 - w_{\text{d}})}{a} \delta_{\text{d}} + (1 + w_{\text{d}} + (c_{\text{eff}}^2 + 1)\delta_{\text{d}}) \frac{\tilde{\theta}}{a} = 0 \quad (15)$$

$$\tilde{\theta}' + \left(\frac{2}{a} + \frac{E'}{E}\right) \tilde{\theta} + \frac{\tilde{\theta}^2}{3a} + \frac{3(\Omega_{\text{m}}\delta_{\text{m}} + (3c_{\text{eff}}^2 + 1)\Omega_{\text{d}}\delta_{\text{d}})}{2a} = 0. \quad (16)$$

where $\tilde{\theta} = \frac{\theta}{H}$ is the dimensionless divergence of the comoving peculiar velocity for both non-relativistic matter and DE. Neglecting

higher order of δ_{m} and δ_{d} , one can obtain the linearized Equations. (14,15,16) as

$$\delta'_{\text{m}} + \frac{\tilde{\theta}}{a} = 0 \quad (17)$$

$$\delta'_{\text{d}} + \frac{3(c_{\text{eff}}^2 - w_{\text{d}})}{a} \delta_{\text{d}} + (1 + w_{\text{d}}) \frac{\tilde{\theta}}{a} = 0 \quad (18)$$

$$\tilde{\theta}' + \left(\frac{2}{a} + \frac{E'}{E}\right) \tilde{\theta} + \frac{3(\Omega_{\text{m}}\delta_{\text{m}} + (3c_{\text{eff}}^2 + 1)\Omega_{\text{d}}\delta_{\text{d}})}{2a} = 0. \quad (19)$$

For any appropriate initial condition, we can find the redshift evolution of linear overdensities for matter (δ_{m}) and DE (δ_{d}) by solving Equations. (17,18,19). If suitable initial conditions were selected, these equations can be used to determine the time evolution of the growth factor. To obtain the suitable initial conditions, we are following constant-infinity method by considering non-linear Eqs.(14,15 & 16)(for detailed discussion, see Herrera et al. 2017; Pace et al. 2017). In the spherical collapse scenario at collapse redshift (z_{c}), the collapsing sphere falls to its center and its non-linear overdensity δ_{m} becomes formally infinite. Therefore, we should search for a suitable initial value (δ_{mi}) such that the $\delta_{\text{m}}(z_{\text{c}})$ obtained from solving the non-linear equations diverges at the chosen collapse redshift. It is clear that our results depend on the selected value of the numerical infinity and on the initial scale factor a_i at which we start solving the differential equations. Numerically, we set $a_i = 10^{-5}$ and the value of numerical infinity $\delta_{\text{m}}(z_{\text{c}})$ to be of order 10^8 in order to provide conditions which described in (Pace et al. 2017). Once δ_{mi} is found, we apply this value as one of the initial conditions we need to solve the linear differential equations (17,18&19) to obtain one of the main parameters in SCM scenario, the linear threshold parameter δ_{c} . In fact in the context of SCM when $\delta_{\text{m}}^{\text{linear}} \geq \delta_{\text{c}}$ the corresponding perturbed region is virialized. Since we want to solve three differential equations, except δ_{mi} we need two other initial conditions. These two remained quantities are the initial values of δ_{di} , the DE overdensity and $\tilde{\theta}_i$, the peculiar velocity perturbation, which both of them can be evaluated using δ_{mi} , using these equations (Batista & Pace 2013; Pace et al. 2014b; Rezaei & Malekjani 2017):

$$\delta_{\text{di}} = \frac{n}{n - 3w_{\text{d}}} (1 + w_{\text{di}}) \delta_{\text{mi}} \quad (20)$$

$$\tilde{\theta}_i = -n \delta_{\text{mi}}. \quad (21)$$

In the Einstein de-Sitter (EdS) universe as a special case, we have $n = 1$. However, in the other DE cosmologies it has been shown that n has a small deviation from unity (Batista & Pace 2013). Since at high redshifts the contribution of DE is negligible, we approximately set $n = 1$ in equations (20 & 21) to calculate two other initial conditions in order to solve linear equations (17,18 & 19). In order to investigate SCM we can follow two approaches: in the first approach the DE component is homogeneous ($\delta_{\text{de}} \equiv 0$) and only dark matter and baryons are allowed to cluster ($\delta_{\text{m}} \neq 0$). In the second approach, both of matter and DE components are allowed to cluster. Clustering of dark energy as a more general case is defined based on the value of effective sound speed $c_{\text{eff}}^2 \equiv \delta P_{\text{d}} / \delta \rho_{\text{d}} c^2$. In the case of DE with $c_{\text{eff}}^2 \sim 1$, we have only slight DE perturbations at highly nonlinear phase of evolution of dark matter halo. The amplitudes of relevant density and velocity perturbations of such dark energy at turnaround phase of halo

are of order 10^{-6} and 10^{-4} accordingly (Novosyadlyj et al. 2016). Hence DE perturbations will reach of own turnaround point in far future. Therefore in comparison with dark matter perturbations we can ignore δ_d when we solve the systems of equations (14, 15 & 16) and (17, 18 & 19). In the second scenario, clustered DE, by setting $c_{\text{eff}}^2 = 0$ DE fluctuations can reach the point of turnaround and collapse together with dark matter and so affect the evolution of δ_m (Creminelli et al. 2010; Batista & Pace 2013; Malekjani et al. 2018; Mehrabi 2018). The density of dark energy in this scenario can be large and essentially can affect the virialization of halo, its total mass, its density profile, mass function and so on. These effects can be useful for discrimination of different dark energy models and to distinguish among DE and cosmological constant.

3.1 growth factor

Here we follow the linear growth of perturbations of non-relativistic dust matter by solving coupled linear equations (17, 18 & 19). One can compute the linear growth factor as one of the main parameters in spherical collapse scenario by (for similar discussion, see also Copeland et al. 2006a; Nesseris & Perivolaropoulos 2008; Tsujikawa et al. 2008; Pettorino & Baccigalupi 2008; Lee et al. 2011)

$$D_+(a) = \delta_m(a)/\delta_m(a=1). \quad (22)$$

Fig. 2 shows the redshift evolution of the growth factor normalized at $z = 0$ and divided by the scale factor a . In the EdS model (thick black line) at any time we have $D_+(a)/a = 1$, which shows that the growth of matter perturbations δ_m is the same at all redshifts. In the case of Λ cosmology (thin black line) the growth factor is higher than the EdS model throughout its history, but falls for lower redshifts, because at late times the cosmological constant dominates the energy budget of the universe and suppresses the amplitude of perturbations. On the other hand, a larger growth factor in the Λ cosmology case at higher redshift, shows that the growth of matter perturbations will be stronger than in an EdS universe at early times. In the case of DE parameterizations considered in this work, same as Λ CDM model we see that the growth factor is higher than the EdS model. This result is expected since in DE models, DE suppresses the growth of matter perturbations, while in EdS universe this suppression does not exist. Therefore in DE models, the initial matter perturbations should grow with larger values of growth factor than EdS universe to exhibit the large scale structures we observe today. In comparison with Λ CDM model, parameterization (2) has a larger growth factor, while parameterization (1) experiences lower values of growth factor at relatively higher redshifts. Since parameterization (2) has a greater value of Hubble parameter at relatively high redshifts [see middle panel of Fig. (1)], the growth rate of perturbations in it must be larger than parameterization (1) ones, till both of them reach to same value of structures at present time. Moreover, for both of our parameterizations, the growth factor in clustered DE cases is bigger than those of obtained in homogeneous DE cases respectively.

3.2 linear overdensity parameter δ_c

Now we calculate one of the main quantities of SCM, the linear overdensity parameter δ_c in the context of PADE parameterizations for the EoS of DE. This parameter together with the linear growth factor $D_+(z)$ are used to compute the mass function of

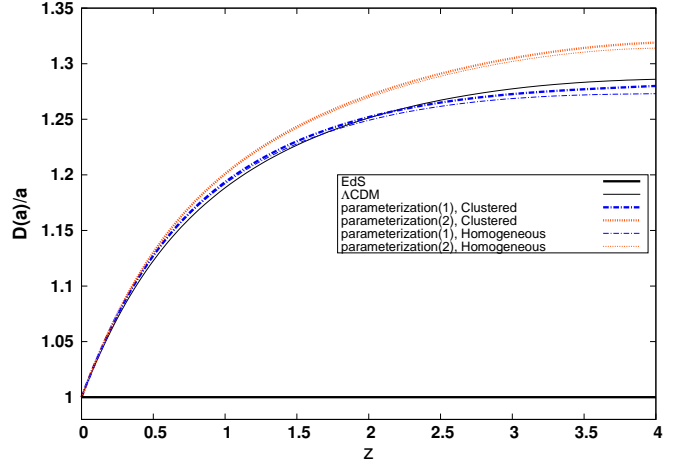


Figure 2. The redshift evolution of growth factor for different parameterizations considered in this work. Thick and thin curves represent clustered and homogeneous DE respectively. The reference Λ CDM (EdS) model is shown by thin (thick) solid black line.

virialized halos (see e.g. Press & Schechter 1974; Sheth et al. 2001; Sheth & Tormen 2002). Our results for the evolution of δ_c are presented in Fig. (3). In the top panel we plot the redshift evolution of the linear overdensity parameter δ_c and in the bottom panel we plot the ratio of the linear overdensity parameter for different DE parameterizations to that of Λ CDM.

In Fig. (3) we observe that parameterization (1) (parameterization (2)) always have a higher (lower) $\delta_c(z)$ with respect to the Λ CDM model. We also see that the value of δ_c in clustered DE parameterizations is larger compare to homogeneous ones. This result indicates that in these parameterizations, clustering of DE can support the formation of structures. This result is in good agreement with the results of (Abramo et al. 2007b) in which authors indicated that fluctuations in phantom DE components enhance the growth of matter perturbations. The reason is that in phantom regime dark matter overdensities lead to voids (underdensities) in DE component. Because of gravitationally repulsive nature of DE, underdensities in it help the matter perturbations to grow faster (Abramo et al. 2007b). The latter results, were obtained for DE parameterizations that are phantom at all times. While we obtain same results for DE parameterizations which are in phantom regime at a wide range of redshifts and became non-phantom just at very low redshifts. The difference between δ_c of parameterization (1) (parameterization (2)) compared to that of Λ CDM is smaller than 0.15% (0.4%). Recent PADE parameterizations similar to Λ CDM model, asymptotically approach the EdS limit at relatively high redshifts, where the effects of DE can be ignored.

3.3 virial overdensity parameter Δ_{vir}

The other important parameter in SCM is the virial overdensity parameter Δ_{vir} . This parameter is applied to obtain the size of dark matter halos. This parameter has the form $\Delta_{\text{vir}} = \delta_{\text{nl}} + 1 = \zeta(x/y)^3$, where we have $x = a/a_t$ as the normalized scale factor a and y as the radius of collapsing sphere normalized to its value at the turn-around redshift (Wang & Steinhardt 1998). Also ζ is the ratio of matter density inside the overdense sphere to its value at out of sphere (at background) at turn-around redshift (Naderi et al. 2015). In order to obtain a_t we can solve set of non-linear equations

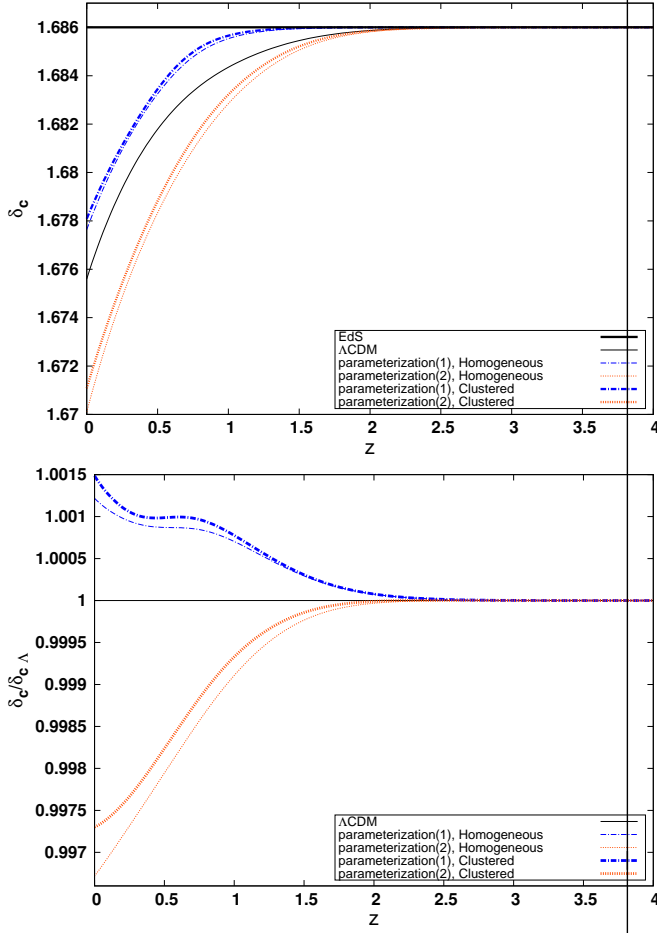


Figure 3. Top panel: linear overdensity (δ_c) parameter versus z_c and bottom panel: the ratio of parameter δ_c of DE parameterizations to that of the Λ CDM versus z_c , for different DE parameterizations considered in this study. Line styles are same as Fig.(2).

(14,15 & 16) and find the value of $\log(\delta_{nl}+1)/a^3$. This value is the inverse of the radius of overdense sphere and its minimum denotes the maximum radius which take place at turn around scale factor. Moreover, to determine the value of ζ we can compute $\delta_{nl} + 1$ by integrating Eq.14 up to turn around scale factor (for more details see Pace et al. 2010; Naderi et al. 2015).

In the top panel of Fig.4 we present the redshift evolution of the virial overdensity parameter $\Delta_{vir}(z)$ and in the middle panel we plot the value of $\Delta_{vir}(z)$ normalized to $\Delta_{vir}(z)$ for Λ cosmology. In the both of DE parameterizations same as Λ CDM model, Δ_{vir} tends to 178, the value of Δ_{vir} for EdS model, at relatively higher redshifts. This result is expected, because at high redshifts the role of DE in the evolution of the universe become insignificant and thus results of different DE models tends to those of EdS model. At low redshifts the decrements of Δ_{vir} shows that in cosmologies with DE or Λ component, low dense virialized halos are formed compare to EdS model. This result is expected, because DE component oppose the collapsing of halos. Between parameterizations under study in this work, in the case of parameterization (1) the density of matter component in virialized halos is about 25% higher than that of Λ CDM model, while in parameterization (2) this difference reduces to $\leq \pm 2\%$ at $z_c = 0$. More ever one can observe in both of parameterizations that Δ_{vir} in homogeneous DE

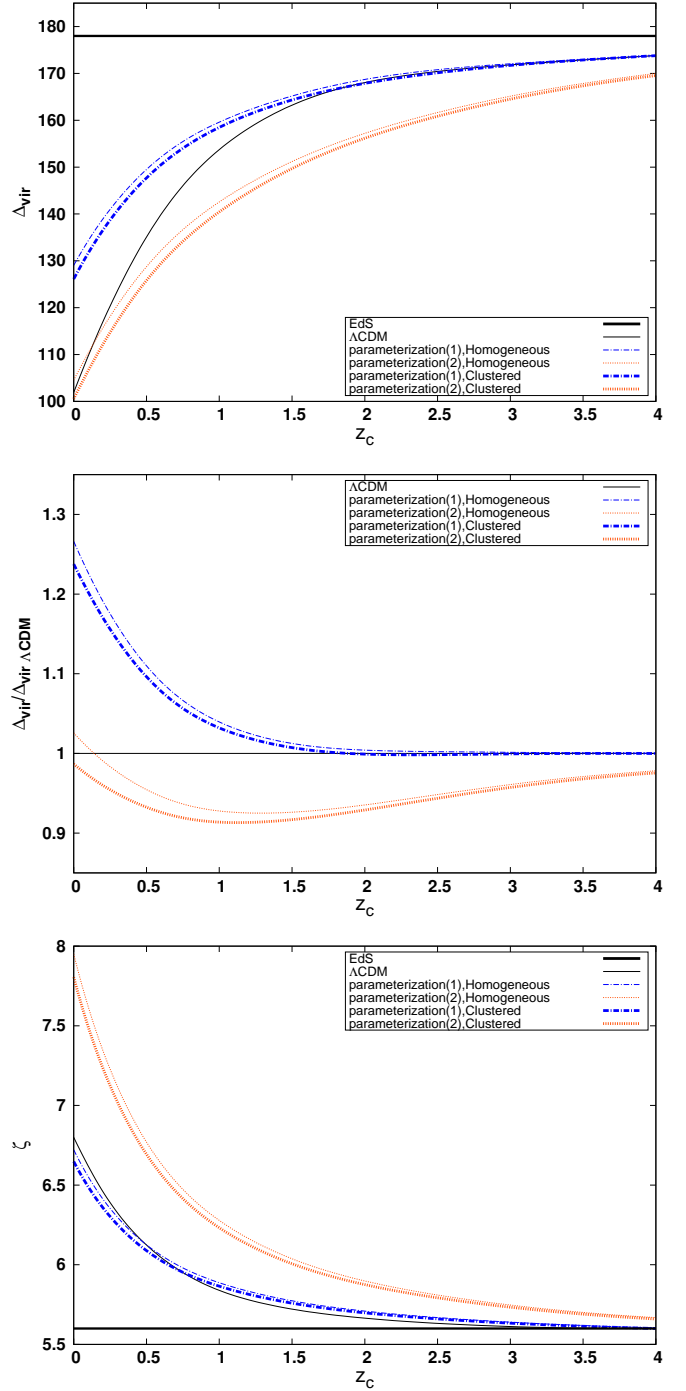


Figure 4. Top panel: the evolution of virial overdensity parameter ($\Delta_{vir}(z)$) versus z_c , middle panel: normalized $\Delta_{vir}(z)$ to Λ CDM value and bottom panel: turn-around overdensity parameter (ζ) for different DE parameterizations. Line styles are same as Fig.(2).

scenarios is larger than clustered DE scenarios. Finally, one can see the evolution of ζ , turn-around overdensity parameter in the bottom panel of Fig.4. As expected, at high redshifts, ζ tends to the EdS value $\zeta = 5.6$, because at these redshifts the matter component dominated the energy budget of universe. In both clustered and homogeneous scenarios of parameterization (2), the value of ζ is larger than those of parameterization (1) and Λ CDM model. These

results can be concluded from the middle panel of Fig.1. In this figure we saw that the value of the expansion rate of the universe in parameterization (2) is greater than those of parameterization (1) and Λ CDM. Therefore, in the case of parameterization (2) the overdense sphere decouples from cosmic flow at relatively higher redshifts (or equally at higher value of overdensity). Moreover, in both of parameterizations, value of ζ is smaller for clustered DE cases compared to homogeneous cases. This result shows that in homogeneous DE scenarios, the perturbed spherical region separates from its background with higher value of overdensity. This result confirms the consequences which we saw in upper panels of Fig.4, where the relatively high dense virialized halos were forming in the homogeneous versions of DE parameterizations.

4 MASS FUNCTION AND ABUNDANCE OF VIRIALIZED DM HALOS

While N-body simulation is an important tool for investigation of structure formation in cosmology, it is very time consuming. Therefore semi-analytic methods can be useful alternatives. In the recent section using the well known Press-Schechter formalism as a semi-analytic method, we compute the number counts of cluster-size halos in DE cosmologies. In Press-Schechter formalism we can express the plenty of virialized halos of dark matter in terms of their mass (Press & Schechter 1974). The value of comoving number density of virialized objects with masses from M to $M+dM$ at redshift z obtained as follows (Press & Schechter 1974; Bond et al. 1991):

$$\frac{dn(M, z)}{dM} = \frac{\rho_{m0}}{M} \frac{d\sigma^{-1}}{dM} f(\nu) \quad (23)$$

where ρ_{m0} is the value of matter density in background at $z = 0$, $\nu(M, z) = \delta_c/\sigma$, σ is the r.m.s. of the mass fluctuations in a sphere region which contain mass M .

Although, the standard form of Press-Schechter mass function with $f(\nu) = \sqrt{2/\pi}\nu e^{-\frac{\nu}{2}}$ which discussed in (Press & Schechter 1974; Bond et al. 1991) can provide a good approximation of the predicted number density of halos, it fails by predicting approximation too many low-mass halos and too few high-mass ones (Sheth & Tormen 1999, 2002; Lima & Marassi 2004). Thus, in this study we apply another well known fitting formula which first proposed in Sheth & Tormen (1999):

$$f(\nu) = 0.2709 \sqrt{\frac{2}{\pi}} (1 + 1.1096\nu^{0.6}) \exp\left(-\frac{0.707\nu^2}{2}\right) \quad (24)$$

In a Gaussian density field, σ is given by:

$$\sigma^2(R) = \frac{1}{2\pi^2} \int_0^\infty k^2 P(k) W^2(kR) dk \quad (25)$$

where $R = (3M/4\pi\rho_{m0})^{1/3}$ is the radius of the spherical overdense region, $W(kR)$ is the Fourier transform of a spherical top-hat profile with radius R and $P(k)$ is the linear power spectrum of density fluctuations (Peebles 1993). To obtain the value of σ , we follow the procedure presented in (Abramo et al. 2007a). Following on Ade et al. (2016), we use the normalization of matter power spectrum $\sigma_8 = 0.815$ for Λ CDM cosmology. The number density of virialized halos above a certain value of mass M at z_c , the collapse redshift obtained by

$$N(M, z) = \int_0^\infty \frac{dn(z)}{dM'} dM' \quad (26)$$

The above limit of integration in Eq.26 is $M = 10^{18} M_{sun} h^{-1}$ which such gigantic structures could not in practice be observed. Now we can calculate the number density of virialized halos in both homogeneous and clustered DE scenarios using equations(23 & 26). In this way the total mass of a halo is equal to the mass of pressureless matter perturbations. However, the virialisation of dark matter perturbations in the non-linear regime can not be independent from the properties of DE (Lahav et al. 1991; Maor & Lahav 2005; Creminelli et al. 2010; Basse et al. 2011). Thus, in clustered DE scenarios, we should consider the contribution of perturbed DE components to the total mass of the halos (Creminelli et al. 2010; Basse et al. 2011; Batista & Pace 2013). Based on the behavior of $w_{de}(z)$, DE can reduce or enhance the total mass of the virialized halo. One can obtain $\epsilon(z)$, the ratio of DE mass to be taken into account with respect to the mass of dark matter, from:

$$\epsilon(z) = \frac{m_{DE}}{m_{DM}} \quad (27)$$

where the value of m_{DE} depends on what we consider as the mass of DE component. When one only considers the contribution of the perturbations of DE, the m_{DE} takes the form:

$$m_{DE}^{Perturbed} = 4\pi\bar{\rho}_{DE} \int_0^{R_{vir}} dRR^2 \delta_{DE} (1 + 3c_{eff}^2) \quad (28)$$

In the other hand, if we assume both DE contributions of perturbation and background level, the total mass of DE in virialized halos takes this new form:

$$m_{DE}^{Total} = 4\pi\bar{\rho}_{DE} \int_0^{R_{vir}} dRR^2 [(1 + 3w_{DE}) + \delta_{DE}(1 + 3c_{eff}^2)] \quad (29)$$

The quantities inside a spherical collapsing region in the framework of the top-hat profile, evolve only with cosmic time. Thus from Eq.(28) one can find:

$$\epsilon(z) = \frac{\Omega_{DE}}{\Omega_{DM}} \frac{\delta_{DE}}{1 + \delta_{DM}} \quad (30)$$

and from Eq.(29) we can obtain:

$$\epsilon(z) = \frac{\Omega_{DE}}{\Omega_{DM}} \frac{1 + 3w_{DE} + \delta_{DE}}{1 + \delta_{DM}} \quad (31)$$

The mass of dark matter also is obtained from (see also Batista & Pace 2013):

$$m_{DM} = 4\pi\bar{\rho}_{DM} \int_0^{R_{vir}} dRR^2 (1 + \delta_{DM}) \quad (32)$$

In Fig.(5) we plot the evolution of $\epsilon(z)$ using Eq.(30) as the definition of DE mass. We observe that, at high redshift, where the role of DE is less important, ϵ for both of parameterizations becomes negligible. This parameter has a greater value in the case of parameterization (2).

To obtain the number density of virialized halos in clustered DE scenario, we should assume DE mass correction. Following the procedure outlined in Batista & Pace (2013); Pace et al. (2014b), the mass of virialized halos in clustered DE scenarios is $M(1 - \epsilon)$. Hence, the corrected form of mass function can be written as (Batista & Pace 2013)

$$\frac{dn(M, z)}{dM} = \frac{\rho_{m0}}{M(1 - \epsilon)} \frac{d\nu(M, z)}{dM} f(\nu) \quad (33)$$

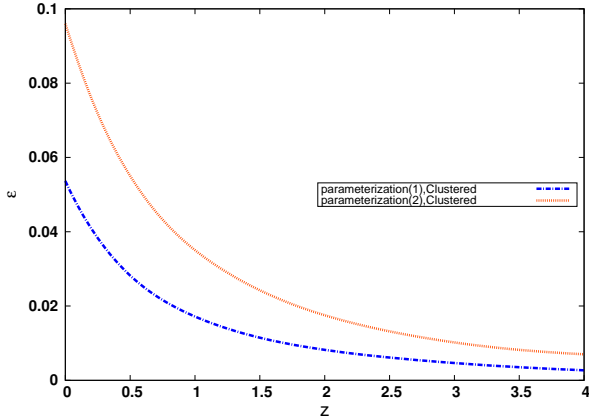


Figure 5. Evolution of $\epsilon(z)$, the mass ratio of DE to DM based on Eq.(30) for different parameterizations.

In the case of clustered DE models, inserting Eq.(33) into Eq.(26) we can compute the number density of virialized halos.

After computing the number density of cluster-size halos at different redshifts: $z = 0.0, 0.5, 1.0$ & 2.0 for different parameterizations considered in this work, we plot the numerical results of our analysis in Fig.(6). In this way, we normalize the results of our DE parameterizations by that of the Λ CDM model at $z = 0$. We can summarize the main results of this section as follows: At the present time, $z = 0$, we observe that Sheth-Tormen mass function for the both of parameterizations in homogeneous case, predicts less abundance of virialized halos than the Λ cosmology at both the low and high mass tails. While, in the clustered DE scenario for both of parameterizations, we have more (less) abundance of halos than the Λ CDM model for low (high) mass objects. We observe that at this time, the differences between DE parameterizations and concordance Λ CDM is considerable at all mass scales. In particular, in the case of clusters with mass above $M = 10^{13} M_{sun} h^{-1}$, at $z = 0$, Sheth-Tormen mass function predicts number density of halos roughly in the clustered (homogeneous) case of parameterization(1) 5% higher (0.8% lower) than value which predicted for Λ CDM model. These results for parameterization(2) are 9% for clustered (-2% for homogeneous) DE scenario.

At $z = 0.5$, differences between various models are so small. Thus, in order to have better comparison, we use the numerical results from Table (2), which contains precise numerical results of our analysis for three different mass scales. At this table, one can see that homogeneous DE scenario at $z = 0.5$, led to less abundance of halos than the clustered DE scenario. Clustered DE parameterizations, result somewhat more abundance of halos compared to homogeneous DE cases, while the difference is negligible at higher redshifts. In Fig. (7) using the results presented in Table (2), we visualize the predicted values of number density of halos normalized to that of the Λ CDM model. These values calculated for three different mass scales: $M > 10^{13} M_{sun} h^{-1}$, $M > 10^{14} M_{sun} h^{-1}$ and $M > 10^{15} M_{sun} h^{-1}$. One can see that at all of mass scales, number density of halos decreases with increasing the redshift z . Moreover, comparing different panels of Fig. (7) shows that for all models under study, the reduction of the number density of halos by z , in the case of massive halos is more significant. For example in the case of halos with mass higher than $10^{15} M_{sun} h^{-1}$ for all of models, the ratio of $N/N_{\Lambda}(z = 0)$ is $\sim 3 \times 10^{-3}$ at $z = 1.0$. While in the case of halos with mass higher than $10^{14} M_{sun} h^{-1}$, these results obtain at $z = 2$. These results shows that the massive

dark matter halos were formed after smaller mass ones. Moreover, we can conclude that clustering of DE in both of parameterizations considered in this work, at all redshifts and in all mass scales, increases the number density of virialized halos. This effect is more significant at relatively low redshifts, where the universe is going to become DE dominated. This is expected, because these DE parameterizations were phantom at a wide range of redshifts. Same as the results of (Abramo et al. 2007b) and our mentioned results in Sec.3, we know that clustering of DE in phantom models enhance the growth of dark matter perturbations and thus enhance the number density of virialized halos.

5 CONCLUSION

In this work we studied the spherical collapse scenario in various DE parameterizations in which the EoS of DE is given by PADE approximation. We predicted number density of virialized halos for two DE parameterizations using Sheth-Tormen mass function. We first studied the evolution of Hubble expansion in selected parameterizations. We saw that the EoS parameter of parameterizations vary in phantom regime at high redshifts and cross the phantom line and enter in the quintessence regime at relatively low redshifts. Then we investigated the effect of DE on the collapsing of dark matter halos in the spherical collapse model. In particular, the effect of DE on the linear growth factor of perturbations, the linear and virial overdensities and the abundance of dark matter halos was studied.

Although, DE accelerates the expansion rate of the background of the universe, but it has two other different effects on the structure formation procedure. In the case of homogeneous DE, DE suppresses the growth of dark matter fluctuations. On the other hand, in the case of clustered DE, DE perturbations can enhance the growth of matter perturbations. Measuring the growth factor, D_+ , for all of DE parameterizations in both homogeneous and clustered DE scenarios results higher value compare to an EdS universe.

The important parameters of SCM, δ_c and Δ_{vir} have been calculated for different parameterizations. We saw that in parameterization(1), the values of δ_c and Δ_{vir} are larger than values obtained for Λ CDM model. In the case of parameterization(2), these values are smaller than Λ CDM model. Also we saw that in the clustered cases of the both of parameterizations, in comparison with homogeneous cases, low dense virialized halos can be formed.

We also obtained the predicted number count of dark matter halos using the relevant Sheth-Tormen mass function for both of clustered and homogeneous DE scenarios respectively. In the case of clustered DE, by adding the contribution of DE mass on the total mass of clusters we applied the corrected form of mass function.

We computed the number count of virialized halos at four different redshifts $z = 0, 0.5, 1.0$ & 2.0 . We saw that at all mentioned redshifts Sheth-Tormen mass function predicts more abundance of halos in clustered DE scenario compared to the homogeneous cases. We observe various results for the number count of halos in different DE parameterizations compare to the Λ CDM. Depending on the redshift z and this fact that DE can be clustered or not, our results can be smaller or larger than that obtained in concordance Λ CDM cosmology. Along the redshift, the number density of halos is decreasing. As expected, this decrement is more pronounced for massive halos compare to low mass halos. This result is compatible with this fact that the low mass halos were formed before larger ones. We saw that the predicted number of dark matter halos in clustered DE cases is higher than that obtained in homogeneous DE

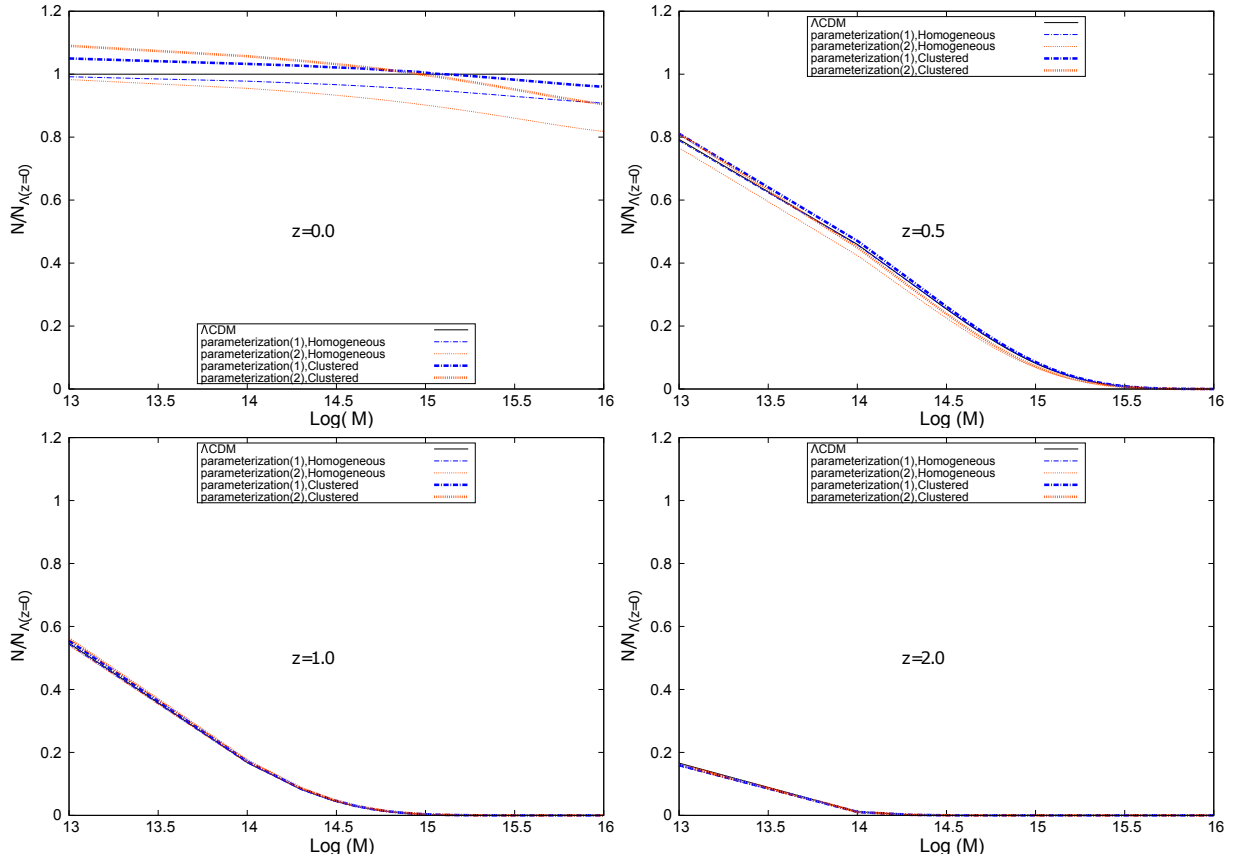


Figure 6. Ratio of the number of cluster-size halos above a given mass M for different parameterizations considered in this work to the concordance Λ CDM model at $z = 0$, $z = 0.5$, $z = 1.0$ and $z = 2.0$.

cases. This means that in the DE parameterization under study, the clustering of DE component reinforces the formation of large scale structures. At high redshifts, $z = 2$ where the abundance of halos falls down, the differences between different parameterizations and clustered and homogeneous approaches become negligible and we can not distinguish between them. Hopefully future observations of number count of cosmic structures can help us to distinguish among different scenarios of DE.

6 ACKNOWLEDGEMENTS

This work has been supported financially by Research Institute for Astronomy & Astrophysics of Maragha (RIAAM) under research project No. 1/6025-33.

References

- Abramo L. R., Batista R. C., Liberato L., Rosenfeld R., 2007a, *JCAP*, 11, 12
- Abramo L. R., Batista R. C., Liberato L., Rosenfeld R., 2007b, *JCAP*, 0711, 012
- Abramo L. R., Batista R. C., Liberato L., Rosenfeld R., 2009, *Phys. Rev. D*, 79, 023516
- Adachi M., Kasai M., 2012, *Prog. Theor. Phys.*, 127, 145
- Ade P. A. R., et al., 2016, *Astron. Astrophys.*, 594, A13
- Alcaniz J. S., 2004, *Phys. Rev.*, D69, 083521
- Allen S. W., Schmidt R. W., Ebeling H., Fabian A. C., van Speybroeck L., 2004, *Mon. Not. Roy. Astron. Soc.*, 353, 457
- Amendola L., Kunz M., Sapone D., 2008, *JCAP*, 0804, 013
- Amendola L., et al., 2013, *Living Rev. Rel.*, 16, 6
- Arkani-Hamed N., Creminelli P., Mukohyama S., Zaldarriaga M., 2004, *J. Cosmol. Astropart. Phys.*, 04, 001
- Armendariz-Picon C., Mukhanov V., Steinhardt P. J., 2001, *Phys. Rev. D*, 63(10), 103510
- Ascasibar Y., Yepes G., Gottlöber S., Müller V., 2004, *MNRAS*, 352, 1109
- Baker A., Graves-Morris P., 1996, *Pade Approximants*. Cambridge University Press
- Basse T., Bjiñ;ilde O. E., Wong Y. Y. Y., 2011, *JCAP*, 10, 38
- Bassett B. A., Brownstone M., Cardoso A., Cortes M., Fantaye Y., Hlozek R., Kotze J., Okouma P., 2008, *JCAP*, 0807, 007
- Batista R., Pace F., 2013, *JCAP*, 1306, 044
- Benjamin J., et al., 2007, *Mon. Not. Roy. Astron. Soc.*, 381, 702
- Bento M. C., Bertolami O., Sen A. A., 2002, *Phys. Rev.*, D66, 043507
- Bernardeau F., 1994, *ApJ*, 433, 1
- Blake C., et al., 2011, *Mon. Not. Roy. Astron. Soc.*, 415, 2876
- Bond J. R., Cole S., Efstathiou G., Kaiser N., 1991, *ApJ*, 379, 440
- Buchdahl H. A., 1970, *Mon. Not. Roy. Astron. Soc.*, 150, 1
- Caldwell R. R., 2002, *Phys. Lett. B*, 545, 23
- Caldwell R. R., Dave R., Steinhardt P. J., 1998, *Phys. Rev. Lett.*, 80, 1582
- Carroll S. M., 2001, *Living Reviews in Relativity*, 380, 1
- Chevallier M., Polarski D., 2001, *IJMP D*, 10, 213
- Cole S., et al., 2005, *MNRAS*, 362, 505
- Copeland E. J., Sami M., Tsujikawa S., 2006a, *International Journal of Modern Physics D*, 15, 1753
- Copeland E. J., Sami M., Tsujikawa S., 2006b, *IJMP*, D15, 1753
- Creminelli P., Diñ;Amico G., Noreñ;na J., Senatore L., Vernizzi F., 2010, *JCAP*, 3, 27
- Dvali G. R., Gabadadze G., Porrati M., 2000, *Phys. Lett.*, B485, 208
- Eisenstein D. J., et al., 2005, *ApJ*, 633, 560

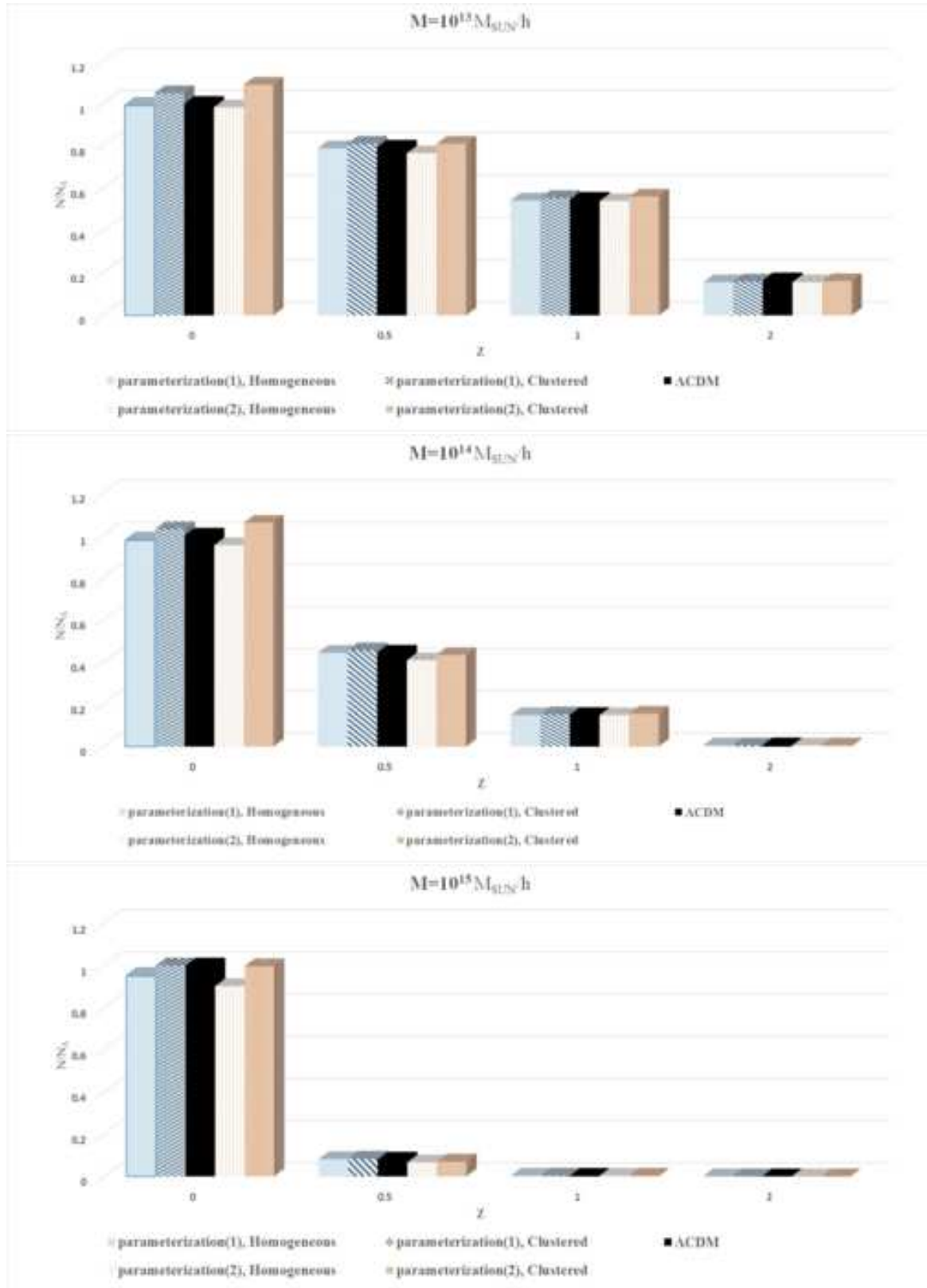


Figure 7. Value of number density of cluster-size halos normalized to that of the Λ CDM model at different redshifts calculated for different mass scales: $M > 10^{13} M_{\text{sun}} h^{-1}$ (top panel), $M > 10^{14} M_{\text{sun}} h^{-1}$ (middle panel) and $M > 10^{15} M_{\text{sun}} h^{-1}$ (bottom panel) for DE parameterizations in both clustered and homogeneous DE scenarios and Λ CDM model. Line styles and colors are shown in the legends.

Table 2. Ratio of the number of cluster-size halos above different value of mass M , for different DE parameterizations to the Λ CDM model at $z = 0$

z	$M[M_{sun}/h]$	Λ CDM	parameterization(1)		parameterization(2)	
			Homogeneous	Clustered	Homogeneous	Clustered
$z = 0.0$	10^{13}	1.00	0.992	1.050	0.980	1.090
	10^{14}	1.00	0.977	1.030	0.954	1.060
	10^{15}	1.00	0.951	1.00	0.902	0.997
$z = 0.5$	10^{13}	0.793	0.789	0.811	0.766	0.811
	10^{14}	0.445	0.444	0.456	0.409	0.434
	10^{15}	0.080	0.082	0.084	0.066	0.070
$z = 1.0$	10^{13}	0.547	0.543	0.555	0.540	0.562
	10^{14}	0.150	0.149	0.153	0.149	0.156
	10^{15}	3.0 E -3	3.1 E -3	3.2 E -3	3.2 E -3	3.5 E -3
$z = 2.0$	10^{13}	0.166	0.157	0.160	0.157	0.162
	10^{14}	6.3 E -3	5.5 E -3	5.7 E -3	5.6 E -3	5.9 E -3
	10^{15}	2.3 E -7	1.7 E -7	1.8 E -7	2.0 E -7	2.2 E -7

- Elizalde E., Nojiri S., Odintsov S. D., 2004, *Phys. Rev.*, D70, 043539
 Erickson J. K., Caldwell R., Steinhardt P. J., Armendariz-Picon C., Mukhanov V. F., 2002, *Phys. Rev. Lett.*, 88, 121301
 Frieman J., Turner M., Huterer D., 2008, *Ann. Rev. Astron. Astrophys.*, 46, 385
 Fu L., et al., 2008, *Astron. Astrophys.*, 479, 9
 Gasperini M., Veneziano F. P. G., 2002, *Phys. Rev. D*, 65, 023508
 Gunn J. E., Gott J. R., 1972, *ApJ*, 176, 1
 H.Guth A., 1981, *Phys. Rev. D*, 23, 347
 Herrera D., Waga I., Jor's S. E., 2017, *Phys. Rev.*, D95, 064029
 Hořava P., Minic D., 2000, *Physical Review Letters*, 85, 1610
 Jarosik N., et al., 2011, *ApJS*, 192, 14
 Kamenshchik A. Yu., Moschella U., Pasquier V., 2001, *Phys. Lett.*, B511, 265
 Kawarabayashi K., Ohta N., 1980, *Nucl.Phys. B*, 175, 477
 Komatsu E., Dunkley J., Nolte M. R., et al. 2009, *ApJS*, 180, 330
 Komatsu E., Smith K. M., Dunkley J., et al. 2011, *ApJS*, 192, 18
 Kowalski M., Rubin D., Aldering G., et al. 2008, *ApJ*, 686, 749
 Koyama K., 2006, *JCAP*, 0603, 017
 Lahav O., Lilje P. B., Primack J. R., Rees M. J., 1991, *MNRAS*, 251, 128
 Lee H. W., Kim K. Y., Myung Y. S., 2011, *Eur. Phys. J. C*, 71, 1585
 Li M., Li X. D., Wang S., Zhang X., 2009, *J. Cosmology Astropart. Phys.*, 6, 036
 Lima J. A. S., Marassi L., 2004, *Int. J. Mod. Phys.*, D13, 1345
 Linde A., 1990, *Physics Letters B*, 238, 160
 Linder E. V., 2003, *Phys. Rev. Lett.*, 90, 091301
 Malekjani M., Basilakos S., Davari Z., Mehrabi A., Rezaei M., 2017, *Mon. Not. Roy. Astron. Soc.*, 464, 1192
 Malekjani M., Rezaei M., Akhlaghi I. A., 2018, *J. Cosmology Astropart. Phys.*, 10.1103/PhysRevD.98.063533
 Maor I., Lahav O., 2005, *JCAP*, 7, 3
 Maor I., Brustein R., Steinhardt P. J., 2001, *Phys. Rev. Lett.*, 86, 6
 Mehrabi A., 2018, *Phys. Rev.*, D97, 083522
 Mehrabi A., Basilakos S., Malekjani M., Davari Z., 2015, *Phys. Rev.*, D92, 123513
 Mota D. F., van de Bruck C., 2004, *A&A*, 421, 71
 Naderi T., Malekjani M., Pace F., 2015, *MNRAS*, 447, 1873
 Nesseris S., Perivolaropoulos L., 2008, *Phys. Rev.*, D77, 023504
 Novosyadlyj B., Tsizh M., Kulinich Y., 2016, *Gen. Rel. Grav.*, 48, 30
 Pace F., Waizmann J. C., Bartelmann M., 2010, *MNRAS*, 406, 1865
 Pace F., Fedeli C., Moscardini L., Bartelmann M., 2012, *MNRAS*, 422, 1186
 Pace F., Moscardini L., Crittenden R., Bartelmann M., Pettorino V., 2014a, *Mon. Not. Roy. Astron. Soc.*, 437, 547
 Pace F., Batista R. C., Del Popolo A., 2014b, *MNRAS*, 445, 648
 Pace F., Meyer S., Bartelmann M., 2017, *JCAP*, 1710, 040
 Pade H., 1892, *Ann. Sci. Ecole Norm. Sup.*, 9(3), 1
 Padmanabhan T., 1996, *Cosmology and Astrophysics through Problems*. Cambridge University Press
 Padmanabhan T., 2003, *Phys. Rep.*, 380, 235
 Peacock J. A., 1999, *Cosmological Physics*. Cambridge University Press
 Peebles P. J. E., 1993, *Principles of physical cosmology*. Princeton University Press
 Peebles P. J., Ratra B., 2003, *Reviews of Modern Physics*, 75, 559
 Percival W. J., Reid B. A., Eisenstein D. J., et al. 2010, *MNRAS*, 401, 2148
 Perlmutter S., Aldering G., Goldhaber G., et al. 1999, *ApJ*, 517, 565
 Pettorino V., Baccigalupi C., 2008, *Phys. Rev.*, D77, 103003
 Piazza F., Tsujikawa S., 2004, *J.Cosmol. Astropart. Phys.*, 07, 004
 Planck Collaboration XIV 2016, *Astron.Astrophys.*, 594, A14
 Press W. H., Schechter P., 1974, *ApJ*, 187, 425
 Randall L., Sundrum R., 1999, *Phys. Rev. Lett.*, 83, 4690
 Reid B. A., Samushia L., White M., Percival W. J., Manera M., et al., 2012, *MNRAS*, 426, 2719
 Rezaei M., 2019, *Mon. Not. Roy. Astron. Soc.*, 485, 550
 Rezaei M., Malekjani M., 2017, *Phys. Rev. D*, 96, 063519
 Rezaei M., Malekjani M., Basilakos S., Mehrabi A., Mota D. F., 2017, *Astrophys. J.*, 843, 65
 Riess A. G., Filippenko A. V., Challis P., et al. 1998, *AJ*, 116, 1009

- Riess A. G., et al., 2004, *ApJ*, 607, 665
Rosenzweig C., Schechter J., Trahern C., 1980, *Phys. Rev. D*, 21, 3388
Ryden B. S., Gunn J. E., 1987, *ApJ*, 318, 15
Sahni V., Starobinsky A. A., 2000, *IJMPD*, 9, 373
Schaefer B. M., Koyama K., 2008, *Mon. Not. Roy. Astron. Soc.*, 385, 411
Seljak U., et al., 2005, *Phys. Rev.*, D71, 103515
Sheth R. K., Tormen G., 1999, *MNRAS*, 308, 119
Sheth R. K., Tormen G., 2002, *MNRAS*, 329, 61
Sheth R. K., Mo H. J., Tormen G., 2001, *Mon. Not. Roy. Astron. Soc.*, 323, 1
Subramanian K., Cen R., Ostriker J. P., 2000, *ApJ*, 538, 528
Tegmark M., et al., 2004, *Phys. Rev. D*, 69, 103501
Thomas S., 2002, *Physical Review Letters*, 89, 081301
Tsujikawa S., Uddin K., Mizuno S., Tavakol R., Yokoyama J., 2008, *Phys. Rev. D*, 77, 103009
Veneziano G., 1979, *Nucl.Phys. B*, 159, 213
Wang L.-M., Steinhardt P. J., 1998, *Astrophys. J.*, 508, 483
Wei H., Yan X.-P., Zhou Y.-N., 2014, *JCAP*, 1401, 045
Weinberg S., 1989, *Reviews of Modern Physics*, 61, 1
Weinberg D. H., Mortonson M. J., Eisenstein D. J., Hirata C., Riess A. G., Rozo E., 2013, *Phys. Rept.*, 530, 87
White S. D. M., Rees M. J., 1978, *MNRAS*, 183, 341
Williams L. L. R., Babul A., Dalcanton J. J., 2004, *ApJ*, 604, 18
Witten E., 1979, *Nucl.Phys. B*, 156, 269