

Confronting pentaquark photoproduction with new LHCb observations

Xu Cao

*Institute of Modern Physics, Chinese Academy of Sciences, Lanzhou 730000, China and
School of Nuclear Science and Technology,
University of Chinese Academy of Sciences, Beijing 100049, China*

Jian-Ping Dai*

*Experimental Physics Division, Institute of High Energy Physics,
Chinese Academy of Sciences, Beijing 100049, China and
INPAC, Shanghai Key Laboratory for Particle Physics and Cosmology,
MOE Key Laboratory for Particle Physics, Astrophysics and Cosmology,
Shanghai Jiao-Tong University, Shanghai, 200240, China*

Abstract

The newly measurement of production fractions of P_c states by LHCb collaboration have put restriction on their branching ratios of $J/\psi p$ decay, thus constraining their photoproduction in $\gamma p \rightarrow J/\psi p$ reaction. We show the tension between LHCb results and the current experiments in search of P_c photoproduction. We also find that the present information of branching ratios of $P_c \rightarrow J/\psi p$ has already confronted sharply with the models which study the nature of P_c .

* Corresponding author: daijianping@ihep.ac.cn

Very recently, the LHCb collaboration reported their new results of pentaquarks in $\Lambda_b^0 \rightarrow J/\psi p K^-$ decay [1], soon after the first presentation at the Rencontres de Moriond QCD Conference [2], with nine times data sample more than that used in previous analysis [3]. A new narrow pentaquark state, $P_c(4312)$, was observed with a statistical significance of 7.3σ , and the previously reported $P_c(4440)$ resonance was resolved into two narrower states, $P_c(4440)$ and $P_c(4457)$, where the statistical significance of this two-peak interpretation is 5.4σ . The measured resonance parameters are summarized in Table I. These findings motivate immediately theoretical effort to study the mass spectrum and decay properties of these states [4–16], which update formerly extensive exploration [17–26] and advance our understanding of exotic candidates [27–29].

The P_c photoproduction in $\gamma p \rightarrow J/\psi p$ reaction has attracted wide interest soon after their discovery at LHCb. Though triangle diagrams can be present in this reaction, e.g. in Figure 1, it is hardly possible to satisfy the on-shell conditions of the triangle singularity, which requires the masses of three particles in the triangle to be on mass shell simultaneously. Thus these diagrams can not produce resonant-like structure and their contribution is expected to be tiny. Hence the resonant structure produced in this reaction will be definitely genuine state. The calculation in various models with moderate partial width of $P_c \rightarrow J/\psi p$ give sizable peaks upon the non-resonant t -channel process in the cross section [32–35]. Several experimental groups have put forward the corresponding proposal to study the pentaquark photoproduction, some of which are analyzing the data and have released the preliminary results [36–39]. The sensitivity of these planned experiments is usually in the order of several percentage for the branching ratio $\mathcal{B}(P_c \rightarrow J/\psi p)$.

The production of exotic state candidate P_c in s -channel of $\gamma p \rightarrow J/\psi p$ can be generally

state	Mass [MeV]	Width [MeV]	\mathcal{R} [%]
$P_c(4312)^+$	$4311.9 \pm 0.7_{-0.6}^{+6.8}$	$9.8 \pm 2.7_{-4.5}^{+3.7}$	$0.30 \pm 0.07_{-0.09}^{+0.34}$
$P_c(4440)^+$	$4440.3 \pm 1.3_{-4.7}^{+4.1}$	$20.6 \pm 4.9_{-10.1}^{+8.7}$	$1.11 \pm 0.33_{-0.10}^{+0.22}$
$P_c(4457)^+$	$4457.3 \pm 0.6_{-1.7}^{+4.1}$	$6.4 \pm 2.0_{-1.9}^{+5.7}$	$0.53 \pm 0.16_{-0.13}^{+0.15}$

TABLE I: The P_c states in $\Lambda_b^0 \rightarrow J/\psi p K^-$ decay observed by LHCb [1, 2].

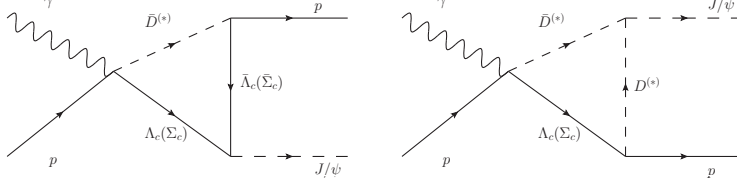


FIG. 1: Possible triangle diagrams for $\gamma p \rightarrow J/\psi p$.

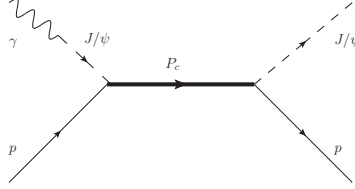


FIG. 2: The P_c production in the s -channel of $\gamma p \rightarrow J/\psi p$.

written as [33, 34]

$$\sigma_{P_c} = \frac{2J+1}{2(2s_1+1)} \frac{4\pi}{k_{in}^2} \frac{\Gamma_{P_c}^2}{4} \frac{\mathcal{B}(P_c \rightarrow \gamma p) \mathcal{B}(P_c \rightarrow J/\psi p)}{(\sqrt{s} - M_{P_c})^2 + \Gamma_{P_c}^2/4}, \quad (1)$$

where s_1 is the spin of initial proton. The J is the total spin of P_c , \sqrt{s} the center of mass (c.m.) energy, and k_{in} the magnitude of three momentum of initial states in c.m. frame. Figure 2 shows the corresponding Feynman diagram. If assuming $P_c \rightarrow \gamma p$ is dominated by the vector meson (VMD), e.g. J/ψ here, its branching ratio $\mathcal{B}(P_c \rightarrow \gamma p)$ is proportional to $\mathcal{B}(P_c \rightarrow J/\psi p)$ [33]:

$$\mathcal{B}(P_c \rightarrow \gamma p) = \frac{3\Gamma(J/\psi \rightarrow e^+e^-)}{\alpha M_{J/\psi}} \sum_L f_L \left(\frac{k_{in}}{k_{out}} \right)^{2L+1} \mathcal{B}_L(P_c \rightarrow J/\psi p), \quad (2)$$

where α is the fine structure constant, L the quantum number of orbital excitation between J/ψ and proton, k_{out} the magnitude of three momentum of final states in c.m. frame. The f_L , whose value can be found in Ref. [33], is the fraction of decays $P_c \rightarrow J/\psi p$ in a relative partial wave L that goes into transversally polarized J/ψ . Thus the main uncertainty of the calculated cross section of $\gamma p \rightarrow J/\psi p$ is from the $\mathcal{B}(P_c \rightarrow J/\psi p)$.

In Table I, LHCb gives the updated value of branching fractions:

$$\mathcal{R} = \frac{\mathcal{B}(\Lambda_b^0 \rightarrow P_c^+ K^-) \mathcal{B}(P_c^+ \rightarrow J/\psi p)}{\mathcal{B}(\Lambda_b^0 \rightarrow J/\psi p K^-)}, \quad (3)$$

independent of the spin and parity of corresponding P_c . LHCb group has measured the $\mathcal{B}(\Lambda_b^0 \rightarrow J/\psi p K^-)$ several years ago [40], so one would obtain the value of $\mathcal{B}(P_c^+ \rightarrow J/\psi p)$ if the branching ratio of $\Lambda_b^0 \rightarrow P_c^+ K^-$ is known. However, the $\mathcal{B}(\Lambda_b^0 \rightarrow P_c^+ K^-)$ is dependent on the nature of P_c and even the intrinsic component of Λ_b^0 [41], which is not fully determined yet, therefore its value is hardly ever calculated and reported in the literature. As a compromise, we can only speculate a range of $\mathcal{B}(\Lambda_b^0 \rightarrow P_c^+ K^-)$ and $\mathcal{B}(P_c^+ \rightarrow J/\psi p)$.

LHCb has given the results [40]:

$$\mathcal{B}(\Lambda_b^0 \rightarrow J/\psi p K^-) = (3.17 \pm 0.04 \pm 0.07 \pm 0.34_{-0.28}^{+0.45}) \times 10^{-4}, \quad (4)$$

whose accuracy is anticipated to be improved with the new LHCb data set. We will use the Particle Data Group (PDG) average value [42]:

$$\mathcal{B}(\Lambda_b^0 \rightarrow J/\psi p K^-) = (3.2_{-0.5}^{+0.6}) \times 10^{-4}. \quad (5)$$

After combining it with \mathcal{R} in Table I, we obtain

$$\mathcal{B}(\Lambda_b \rightarrow P_c^+ K^-) \mathcal{B}(P_c^+ \rightarrow J/\psi p) = \begin{cases} (0.96_{-0.39}^{+1.13}) \times 10^{-6} & \text{for } P_c(4312)^+, \\ (3.55_{-1.24}^{+1.43}) \times 10^{-6} & \text{for } P_c(4440)^+, \\ (1.70_{-0.71}^{+0.77}) \times 10^{-6} & \text{for } P_c(4457)^+. \end{cases} \quad (6)$$

GlueX at JLab Hall-D proposed an experiment to study the P_c photoproduction and gave their result as [36, 37]:

$$\mathcal{B}(P_c^+ \rightarrow J/\psi p) < 2.0\%. \quad (7)$$

The recently released specific values depend on the assumed spin-parity of P_c [37], but they are all in the above level and will not affect our conclusion. This upper limit is challenging the big partial widths of $J/\psi p$ in dynamically generated coupled-channel unitary approach [17, 18] and the updated values with further considering heavy quark symmetry [13, 23]. This upper limit is also much smaller than the calculation in molecular picture [7–10, 25]. A very recent calculation in the molecular scenario conclude that the $\mathcal{B}(P_c^+ \rightarrow J/\psi p)$ for all P_c is well above 10.0% [10]. In Table II, the model calculations of P_c partial width are summarized. As can be seen from the table, all the calculated partial widths of $J/\psi p$ channel are above 1 MeV and the corresponding branching ratios are well above several percent.

TABLE II: The mass (M), total width (Γ), and partial decay width ($\Gamma_{J/\psi p}$) of $J/\psi p$ channel in various models are summarized for P_c . In Ref. [10], the masses and total widths from new LHCb results [1] are cited. In Ref. [25] the masses from old LHCb analysis [3] are used.

Ref.	$M(\text{MeV})$ (J^P)	$\Gamma(\text{MeV})$	$\Gamma_{J/\psi p}(\text{MeV})$
[17, 18]	4412 ($\frac{1}{2}^-, \frac{3}{2}^-$)	47.3	19.2
[23]	4262 ($\frac{1}{2}^-$)	35.6	10.3
	4410 ($\frac{1}{2}^-$)	58.9	52.5
	4481 ($\frac{1}{2}^-$)	57.8	14.3
	4334 ($\frac{3}{2}^-$)	38.8	38.0
	4417 ($\frac{3}{2}^-$)	8.2	4.6
	4481 ($\frac{3}{2}^-$)	34.7	32.8
[25]	4380 ($\frac{3}{2}^-$)	144.3	3.8
	4450 ($\frac{3}{2}^-$)	139.8	16.3
	4450 ($\frac{5}{2}^-$)	46.4	4.0
[26]	4308 ($\frac{1}{2}^-$)	7.1	1.2
	4460 ($\frac{1}{2}^-$)	6.2	3.9
	4375 ($\frac{3}{2}^-$)	2.4	1.5
	4453 ($\frac{3}{2}^-$)	1.8	1.5
[10]	4312 ($\frac{1}{2}^-$)	9.8	3 – 7.5
	4440 ($\frac{1}{2}^-, \frac{3}{2}^-$)	20.6	5.5 – 16
	4457 ($\frac{1}{2}^-, \frac{3}{2}^-$)	6.4	2 – 4.5

With the upper limit in Eq. (7) we have,

$$\mathcal{B}(\Lambda_b \rightarrow P_c^+ K^-) > \begin{cases} (0.48_{-0.20}^{+0.56}) \times 10^{-4} & \text{for } P_c(4312)^+, \\ (1.78_{-0.62}^{+0.71}) \times 10^{-4} & \text{for } P_c(4440)^+, \\ (0.85_{-0.36}^{+0.38}) \times 10^{-4} & \text{for } P_c(4457)^+, \end{cases} \quad (8)$$

which means that $P_c^+ K^-$ is a very important decay channel for Λ_b^0 , whose branching fraction is at least in the same level with $\mathcal{B}(\Lambda_b^0 \rightarrow J/\psi p K^-)$ in Eq. (5).

The values in Eq. (6) are nearly one order smaller than previous LHCb results [40]:

$$\mathcal{B}(\Lambda_b \rightarrow P_c^+ K^-) \mathcal{B}(P_c^+ \rightarrow J/\psi p) = \begin{cases} (2.66 \pm 0.22 \pm 1.33_{-0.38}^{+0.48}) \times 10^{-5} & \text{for } P_c(4380)^+, \\ (1.30 \pm 0.16 \pm 0.35_{-0.18}^{+0.23}) \times 10^{-5} & \text{for } P_c(4450)^+. \end{cases} \quad (9)$$

If we sum $\mathcal{B}(\Lambda_b \rightarrow P_c^+ K^-) \mathcal{B}(P_c^+ \rightarrow J/\psi p)$ of the $P_c(4440)^+$ and $P_c(4457)^+$ in Eq. (6), we find that it is roughly compatible with that of $P_c(4450)^+$ in Eq. (9) within two standard deviations. This is consistent with the observation that $P_c(4450)^+$ is decomposed into $P_c(4440)^+$ and $P_c(4457)^+$ states in the new LHCb data sample. If regardless of this problem at the moment, we adopt these values in Eq. (9) and GlueX's upper limit in Eq. (7), it means that,

$$\mathcal{B}(\Lambda_b \rightarrow P_c^+ K^-) > \begin{cases} (1.33_{-0.70}^{+0.72}) \times 10^{-3} & \text{for } P_c(4380)^+, \\ (0.65_{-0.21}^{+0.22}) \times 10^{-3} & \text{for } P_c(4450)^+, \end{cases} \quad (10)$$

confronting with values in Eq. (8). In this case it is expected that $\mathcal{B}(\Lambda_b^0 \rightarrow P_c^+ K^-)$ is at least in the same level of $\mathcal{B}(\Lambda_b^0 \rightarrow \Lambda_c^+ \pi^-)$ and $\mathcal{B}(\Lambda_b^0 \rightarrow \Lambda_c^+ \pi^+ \pi^- \pi^-)$, only smaller than the leptonic branching decay ratio of Λ_b^0 , which is in the value of several percentage [42]. This deduction challenges our understanding of Λ_b^0 properties. Furthermore, due to the narrow width of P_c , if $\mathcal{B}(\Lambda_b \rightarrow P_c^+ K^-)$ is big as indicated in Eq. (10), it would be relatively easy to observe it in other decay modes, whose branching ratios are much larger than that of $J/\psi p$ decay, such as $\bar{D}\Sigma_c$, $D^0\Lambda_c$. Therefore the old LHCb results in Eq. (9) are confronting sharply with GlueX's upper limit in Eq. (7) and unreasonable. A reasonable and very loose upper limit of $\mathcal{B}(\Lambda_b \rightarrow P_c^+ K^-)$ would be 10^{-3} , which is consistent with Eq. (8). Thus from Eq. (6) we have:

$$2\% > \mathcal{B}(P_c^+ \rightarrow J/\psi p) > \begin{cases} (0.96_{-0.39}^{+1.13}) \times 10^{-3} & \text{for } P_c(4312)^+, \\ (3.55_{-1.24}^{+1.43}) \times 10^{-3} & \text{for } P_c(4440)^+, \\ (1.70_{-0.71}^{+0.77}) \times 10^{-3} & \text{for } P_c(4457)^+. \end{cases} \quad (11)$$

As a result, we roughly expect $\mathcal{B}(P_c^+ \rightarrow J/\psi p)$ for all P_c ,

$$2\% > \mathcal{B}(P_c^+ \rightarrow J/\psi p) > 0.05\%, \quad (12)$$

which is a tight constrain at the moment. A naive postulation is that $\mathcal{B}(\Lambda_b \rightarrow P_c^+ K^-)$ shall be not bigger than $\mathcal{B}(\Lambda_b^0 \rightarrow J/\psi p K^-)$ in Eq. (4). If we match this postulation and use an

upper limit 10^{-4} for $\mathcal{B}(\Lambda_b \rightarrow P_c^+ K^-)$, the lower limit of $\mathcal{B}(P_c^+ \rightarrow J/\psi p)$ would be 0.5%. However, we will adopt the conservative range in Eq. (12).

The obtained lower bound of $\mathcal{B}(P_c^+ \rightarrow J/\psi p)$ in Eq. (12) is independent of the spin and parity, because they are deduced from the model independent value from LHCb [1]. The upper bound in Eq. (12), inferred from recent GlueX data of $\gamma p \rightarrow J/\psi p$, depends on the spin J of P_c . But as can be seen in Eq. 1, the total production cross section of $\gamma p \rightarrow P_c \rightarrow J/\psi p$ reaction is proportional to $2J + 1$. As a result, this upper bound would remain to be several percent if P_c has different J , hence it is not very sensitive to spin J of P_c . Particularly, if the spin of $P_c(4440)$ ($P_c(4457)$) state is assigned to be $3/2$ ($1/2$), the cross section will increase (decrease) by two times than that of $1/2$ ($3/2$) assignment. At present stage, uncertainties in this level is tolerable.

This upper bound is also dependent on the vector meson model (VMD), which is used in the postulation of Eq. (2). One of debates of this model is that the vector meson in the $\gamma - V$ vertex is off shell, so a squared form factor $\mathcal{F}_V^2(q^2 = 0)$ shall be further introduced in Eq. (2), e.g. in the form of

$$\mathcal{F}_V(q^2) = \frac{\Lambda_V^4}{\Lambda_V^4 + (q^2 - m_V^2)^2}. \quad (13)$$

Other form factors can be used. Anyway, $\mathcal{F}^2(q^2 = 0)$ is an undermined constant, as can be seen above. This is closely related to another debate: which kind of vector meson - light (ρ , ω , ϕ) or heavy (J/ψ) - dominates $\gamma - V$ vertex [43], critically depending on the magnitudes of cut-off Λ_V . The light meson is predominant with $\Lambda_V \sim m_\rho$. Since the partial width of $J/\psi p$ is much bigger than other Vp as expected by nearly all models, if we insist that the value of Λ_V shall be in the scale of the produced vector meson $m_{J/\psi}$ in final states, the J/ψ meson is dominant in $\gamma - V$ vertex, in line with our above consideration. Then the upper limit 2% in Eq. (12) shall be changed to:

$$\frac{2\%}{\mathcal{F}_{J/\psi}^2(q^2 = 0)}, \quad (14)$$

which is sensitive to the choice of Λ_V . For example, it is 8.0% with $\Lambda_V = m_{J/\psi}$ and 23.7% with $\Lambda_V = 0.8m_{J/\psi}$. As a result, the large partial width of $J/\psi p$ in many models could be incorporated into the absence of P_c in $\gamma p \rightarrow J/\psi p$ data. Unfortunately, this form factor, originated from non-perturbative effect, is hard to calculate and also can not be determined from other process. Therefore whether this form factor should be added is under discussion.

Several models with molecular picture prefer the assignment of $1/2^-$, $1/2^-$, and $3/2^-$ for $P_c(4312)^+$, $P_c(4440)^+$, and $P_c(4457)^+$, respectively [7–10, 13, 21]. This assignment is supported by QCD sum rule [4] but different from the interpretation of hidden-charm diquark-diquark-antiquark baryons [12]. If the first two P_c states have the same spin-parity as expected by most of the models, one may firstly assume that their $\mathcal{B}(\Lambda_b \rightarrow P_c^+ K^-)$ are roughly the same. From Table I, we have

$$\mathcal{B}(P_c(4440)^+ \rightarrow J/\psi p) : \mathcal{B}(P_c(4312)^+ \rightarrow J/\psi p) = 1 : 0.27_{-0.14}^{+0.32}. \quad (15)$$

If at the moment we neglect the small difference of phase space from P_c mass and assume the decay of two P_c states proceeding in the same partial wave in Eq. (2) (usually the lowest partial wave is dominant), the P_c photoproduction cross section σ_{P_c} at the peak position is,

$$\sigma_{P_c(4440)^+} : \sigma_{P_c(4312)^+} \simeq 1 : 0.07_{-0.08}^{+0.18}. \quad (16)$$

Apparently above values imply that $P_c(4440)$ is much easier to be found in $\gamma p \rightarrow J/\psi p$. So if we do not find $P_c(4440)^+$ in the $\gamma p \rightarrow J/\psi p$ and use the GlueX's upper limit in Eq. (7), the upper limit of $\mathcal{B}(P_c(4312)^+ \rightarrow J/\psi p)$ would be $0.54_{-0.28}^{+0.65}\%$. Therefore by taking the uncertainties into account we expect roughly that:

$$1.2\% > \mathcal{B}(P_c(4312)^+ \rightarrow J/\psi p) > 0.05\%, \quad (17)$$

$$2\% > \mathcal{B}(P_c(4440)^+ \rightarrow J/\psi p) > 0.2\%. \quad (18)$$

As stated above, above conclusion, based on the fact that we do not find $P_c(4440)^+$ in the $\gamma p \rightarrow J/\psi p$ with present precision, is dependent on two assumptions:

- (1) The production mechanism of $P_c(4312)$ and $P_c(4440)$ is the same in the Λ_b decay;
- (2) The decay of two P_c states to $J/\psi p$ is proceeding in the same partial wave,

both of which depend critically on the nature of $P_c(4312)$ and $P_c(4440)$. The first one about the P_c production is rarely studied by the models, though their decay is explored widely. But Eq. (15) would not change much if all P_c are of same nature, e.g. molecular states, considering $\Lambda_b \rightarrow P_c^+ K^-$ is weak decay and shall be of the same magnitude for all P_c . The second one is trivially understandable because of usually the dominance of the lowest partial wave. Several recent papers have an interesting finding that spin parity

assignments for $P_c(4440)$ and $P_c(4457)$ is sensitive to the one-pion exchange potential [6, 15, 16]. Consequently, Eq. (16) would have the difference with a factor of $2J + 1$ if P_c 's have different spins, as discussed below Eq. (12). So the upper limit in Eq. (17) and the lower limit in Eq. (18) would have a difference with a factor of $2J + 1$, which is not big considering the present precision of our knowledge of these branching ratios. As a result, Eqs. (15-18) is more sensitive to the internal structure of these P_c . For example, if one of them is of molecular state while another one is tetraquark, then Eqs. (15-18) would change drastically. We have to admit this possibility is not excluded yet at present. In other words, if Eqs. (15-18) and similar relations for P_c with other spin-parity is questioned by the data of $\gamma p \rightarrow J/\psi p$ in future, then the nature of these P_c would be quite different.

Eq. (17) tells us that $P_c(4312)$ photoproduction is out of reach of current cross section measurements, which is only sensitive to a few percentage of $\mathcal{B}(P_c \rightarrow J/\psi p)$. More specifically, if the role of $P_c(4312)$ is observed in $\gamma p \rightarrow J/\psi p$ by experiment, then the first assumption above would be most doubtful and the nature of $P_c(4312)$ and $P_c(4440)$ are quite different. For $P_c(4440)$ and $P_c(4457)$, the situation is more complicated due to the closeness of two states. If the experiments do not find any peak around their mass, one possibility is that their couplings to $J/\psi p$ is really inconspicuous as shown by the lower limit in Eq. (18) and Eq. (12). However, another possible reason may be the destructive interference between $P_c(4440)$ and $P_c(4457)$, even they both have strong coupling to $J/\psi p$.

The cross section of $\gamma p \rightarrow J/\psi p$ as a function of \sqrt{s} is depicted in Figure 3. The non-resonant contribution, which is represented with the solid curve, is parameterized with the soft dipole pomeron model [44]. The resonant contribution marked by the grey band is calculated by Eq. (1) in consideration of the range of $\mathcal{B}(P_c \rightarrow J/\psi p)$ in Eq. (17) for $P_c(4312)$, Eq. (18) for $P_c(4440)$ and Eq. (12) for $P_c(4457)$, respectively. Here we use the central values of the parameters of P_c states in Table I and do not consider the interference among various contributions, which is premature to consider in the calculation. On one hand, the branching fraction of $P_c \rightarrow J/\psi p$ have bigger uncertainties as explored in this paper. Also because of the unknown relative phases between any two different amplitudes, it is difficult to give a reliable quantitative description of the interference. On the other hand, the role of interference is more explicit in differential cross-sections and polarization observables, rather than the total cross sections. Take the t -dependent cross sections for example, the resonant contribution is important for all t range, while t -channel Pomeron

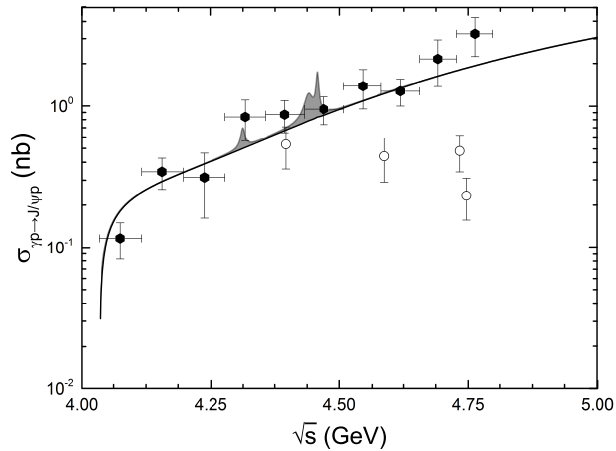


FIG. 3: The cross section of $\gamma p \rightarrow J/\psi p$ as a function of \sqrt{s} . The solid circles represent the GlueX data [37], and the open circles is the old data from the compilation in Ref. [44]. The solid curve is from the non-resonant contribution parameterized with the soft dipole pomeron model [44], and the grey band represents the contribution of P_c state.

exchange and u -channel contribute to forward angles (small $|t|$) and backward angles (big $|t|$), respectively. GlueX's data follow with t -channel Pomeron behavior, with limited precision in big $|t|$ range. As can be seen, it is really challenging to hunt for such narrow P_c states in their photoproduction.

The model calculation showed that P_c could be clearly evident in differential cross sections with $\mathcal{B}(P_c \rightarrow J/\psi p) = 5\%$ [32]. The Hall-C at JLab is analyzing the new data of $\gamma p \rightarrow J/\psi p$ and expected to release the results soon. It can identify the P_c photoproduction if the partial branching ratios of $J/\psi p$ decay are of several percentage [38, 39]. If they confirm the upper limit of GlueX at Hall-D in Eq. (7), then it is not easy to study the P_c peaks in the unpolarized cross section of $\gamma p \rightarrow J/\psi p$, concerning that the cross section is proportional to $\mathcal{B}^2(P_c \rightarrow J/\psi p)$ in view of Eq. (1) and Eq. (2). Whereas the measurement of polarization asymmetries would still be encouraged. With the lower limit in Eq. (12), Eq. (17) and Eq. (18), we optimistically expect that P_c , at least for $P_c(4440)$, is noticeable in the polarization observables if they are real resonant states, though they would not be obvious in the cross sections. The quantum numbers of P_c and possible complex interference would be also differentiated by polarization measurements.

In a short conclusion, based on the branching ratios and fractions measured by LHCb and GlueX collaborations, we give a confined range of $\mathcal{B}(P_c \rightarrow J/\psi p)$. The small $\mathcal{B}(P_c \rightarrow J/\psi p)$ are confronting sharply with the up-to-date data of cross section of P_c photoproduction. It is anticipated that the polarization observables in $\gamma p \rightarrow J/\psi p$ would be more appreciate for searching for P_c photoproduction and determining the assignment of their spin parity, in light of the sensitivity of JLab experiments and limited magnitude of $\mathcal{B}(P_c \rightarrow J/\psi p)$. Other final states, e.g. $\bar{D}^0 \Lambda_c$ in photoproduction, would be also crucial for looking for the P_c states. We would like to address that the couplings of $P_c \rightarrow J/\psi p$ will disentangle various models of the P_c , some of which have given the calculated values but well above the present range. Some models predicted different assignment of spin-parity of P_c from those used to speculate Eq. (17) and Eq. (18). We can similarly infer the corresponding range for them to constrain the model parameters. On the other hand, we have limited information on P_c production mechanism, especially the $\Lambda_b \rightarrow P_c^+ K^-$. Our given range of $\mathcal{B}(\Lambda_b \rightarrow P_c^+ K^-)$ in Eq. (8) is relatively big, which needs experimental confirmation and an appropriate interpretation. Hence it needs more theoretical and experimental attention on this aspect in the future.

Acknowledgments

One of author (X. C.) would like to thank Prof. E. Martynov for useful communication about the experimental data and the soft dipole pomeron model in Fig. 3. Useful discussions with Dr. Zhi Yang, Jia-Jun Wu, Xiao-Hai Liu, and Ju-Jun Xie are grateful acknowledged. We thank Prof. Cheng-Ping Shen for the useful comments on the manuscript. This work was supported by the National Natural Science Foundation of China (Grants Nos. 11405222 and 11505111) and the Key Research Program of Chinese Academy of Sciences (Grant NO. XDPB09).

-
- [1] R. Aaij *et al.* [LHCb Collaboration], Phys. Rev. Lett. **122**, no. 22, 222001 (2019)
 - [2] Talk given by T. Skwarnicki, on behalf of the LHCb Collaboration at Moriond2019, see <http://moriond.in2p3.fr/QCD/2019/TuesdayMorning/Skwarnicki.pptx>
 - [3] R. Aaij *et al.* [LHCb Collaboration], Phys. Rev. Lett. **115**, 072001 (2015).
 - [4] H. X. Chen, W. Chen and S. L. Zhu, arXiv:1903.11001 [hep-ph].

- [5] F. K. Guo, H. J. Jing, U. G. Meißner and S. Sakai, Phys. Rev. D **99**, no. 9, 091501 (2019).
- [6] M. Z. Liu, Y. W. Pan, F. Z. Peng, M. Snchez Snchez, L. S. Geng, A. Hosaka and M. Pavon Valderrama, Phys. Rev. Lett. **122**, no. 24, 242001 (2019)
- [7] J. He, Eur. Phys. J. C **79**, no. 5, 393 (2019).
- [8] R. Chen, Z. F. Sun, X. Liu and S. L. Zhu, arXiv:1903.11013 [hep-ph].
- [9] H. Huang, J. He and J. Ping, arXiv:1904.00221 [hep-ph].
- [10] C. J. Xiao, Y. Huang, Y. B. Dong, L. S. Geng and D. Y. Chen, Phys. Rev. D **100**, no. 1, 014022 (2019)
- [11] Y. Shimizu, Y. Yamaguchi and M. Harada, arXiv:1904.00587 [hep-ph].
- [12] A. Ali and A. Y. Parkhomenko, Phys. Lett. B **793**, 365 (2019).
- [13] C. W. Xiao, J. Nieves and E. Oset, arXiv:1904.01296 [hep-ph].
- [14] Z. H. Guo and J. A. Oller, Phys. Lett. B **793**, 144 (2019).
- [15] Y. Yamaguchi, H. Garca-Tecocoatzi, A. Giachino, A. Hosaka, E. Santopinto, S. Takeuchi and M. Takizawa, arXiv:1907.04684 [hep-ph].
- [16] M. Pavon Valderrama, arXiv:1907.05294 [hep-ph].
- [17] J. J. Wu, R. Molina, E. Oset and B. S. Zou, Phys. Rev. Lett. **105**, 232001 (2010).
- [18] J. J. Wu, R. Molina, E. Oset and B. S. Zou, Phys. Rev. C **84**, 015202 (2011).
- [19] W. L. Wang, F. Huang, Z. Y. Zhang and B. S. Zou, Phys. Rev. C **84**, 015203 (2011).
- [20] Z. C. Yang, Z. F. Sun, J. He, X. Liu and S. L. Zhu, Chin. Phys. C **36**, 6 (2012).
- [21] J. J. Wu, T.-S. H. Lee and B. S. Zou, Phys. Rev. C **85**, 044002 (2012).
- [22] S. G. Yuan, K. W. Wei, J. He, H. S. Xu and B. S. Zou, Eur. Phys. J. A **48**, 61 (2012).
- [23] C. W. Xiao, J. Nieves and E. Oset, Phys. Rev. D **88**, 056012 (2013).
- [24] C. W. Shen, F. K. Guo, J. J. Xie and B. S. Zou, Nucl. Phys. A **954**, 393 (2016).
- [25] Y. H. Lin, C. W. Shen, F. K. Guo and B. S. Zou, Phys. Rev. D **95**, no. 11, 114017 (2017).
- [26] H. Huang and J. Ping, Phys. Rev. D **99**, no. 1, 014010 (2019)
- [27] H. X. Chen, W. Chen, X. Liu and S. L. Zhu, Phys. Rept. **639**, 1 (2016).
- [28] Y. R. Liu, H. X. Chen, W. Chen, X. Liu and S. L. Zhu, Prog. Part. Nucl. Phys. **107**, 237 (2019)
- [29] F. K. Guo, C. Hanhart, U. G. Meißner, Q. Wang, Q. Zhao and B. S. Zou, Rev. Mod. Phys. **90**, no. 1, 015004 (2018).
- [30] X. H. Liu and M. Oka, Nucl. Phys. A **954**, 352 (2016)

- [31] X. H. Liu, Q. Zhao and F. E. Close, *Phys. Rev. D* **77**, 094005 (2008)
- [32] Q. Wang, X. H. Liu and Q. Zhao, *Phys. Rev. D* **92**, 034022 (2015).
- [33] V. Kubarovsky and M. B. Voloshin, *Phys. Rev. D* **92**, no. 3, 031502 (2015)
- [34] M. Karliner and J. L. Rosner, *Phys. Lett. B* **752**, 329 (2016).
- [35] A. N. Hiller Blin, C. Fernández-Ramirez, A. Jackura, V. Mathieu, V. I. Mokeev, A. Pilloni and A. P. Szczepaniak, *Phys. Rev. D* **94**, no. 3, 034002 (2016).
- [36] Talk given by E. Chudakov, on behalf of the GlueX Collaboration at Spin2018, see https://agenda.infn.it/event/12464/contributions/14334/attachments/10583/11889/talk_spin_2
- [37] A. Ali *et al.* [GlueX Collaboration], *Phys. Rev. Lett.* **123**, no. 7, 072001 (2019)
- [38] Z. E. Meziani *et al.*, arXiv:1609.00676 [hep-ex].
- [39] S. Joosten and Z. E. Meziani, *PoS QCDEV* **2017**, 017 (2018). [arXiv:1802.02616 [hep-ex]].
- [40] R. Aaij *et al.* [LHCb Collaboration], *Chin. Phys. C* **40**, no. 1, 011001 (2016).
- [41] Y. K. Hsiao and C. Q. Geng, *Phys. Lett. B* **751**, 572 (2015)
- [42] M. Tanabashi *et al.* [Particle Data Group], *Phys. Rev. D* **98**, no. 3, 030001 (2018).
- [43] J. J. Wu, T.-S. H. Lee and B. S. Zou, arXiv:1906.05375 [nucl-th].
- [44] E. Martynov, E. Predazzi and A. Prokudin, *Phys. Rev. D* **67**, 074023 (2003)