

Landau Level Degeneracy in Twisted Bilayer Graphene: Role of Symmetry Breaking

Ya-Hui Zhang, Hoi Chun Po, T. Senthil

Department of Physics, Massachusetts Institute of Technology, Cambridge, MA, USA

(Dated: April 24, 2019)

The degeneracy of Landau levels flanking charge neutrality in twisted bilayer graphene is known to change from eight-fold to four-fold when the twist angle is reduced to values near the magic angle of $\approx 1.05^\circ$. This degeneracy lifting has been reproduced in experiments by multiple groups, and is known to occur even in devices which do not harbor the correlated insulators and superconductors. We propose C_3 symmetry breaking as an explanation of such robust degeneracy lifting, and support our proposal by numerical results on the Landau level spectrum in near-magic-angle twisted bilayer graphene. Motivated by recent experiments, we further consider the effect of C_2 symmetry breaking on the Landau levels.

I. INTRODUCTION

The discovery^{1,2} of correlated insulators and superconductivity in magic-angle twisted bilayer graphene (TBG) has sparked tremendous experimental and theoretical activity. The original results of Refs. 1 and 2 have been confirmed and extended in Refs. 3 and 4. Ferromagnetism, accompanied by an anomalous (possibly quantized) Hall effect, has also been observed at $3/4$ filling of the conduction band for some devices^{4,5}. In addition, gate tunable correlated insulators⁶ as well as signs of superconductivity⁷ have been demonstrated in the moire bands of ABC trilayer graphene aligned with a hexagonal boron nitride (h-BN) substrate. Very recently, twisted double bilayers of graphene have also been studied and are shown to host spin-polarized correlated insulators⁸⁻¹⁰ and superconductivity^{8,9}.

In spite of the experimental progress, theoretically there is very little understanding of the many-body physics of these systems. In this paper, we address one aspect of the phenomenology of the normal metallic state of near-magic-angle twisted bilayer graphene that has resisted explanation so far. Specifically, we will focus on understanding the Landau level degeneracy near charge neutrality. As we discuss below, the same pattern of Landau fan is consistently observed across samples with varying twist angles and in a reasonably wide range of densities and temperatures. This robust experimental observation, however, has resisted a clear theoretical explanation so far.

More specifically, it is well known that the band structure of twisted bilayer graphene features two Dirac points at charge neutrality within each microscopic valley. This band touching is protected by a $C_2\mathcal{T}$ symmetry¹¹. We will refer to these as mini-Dirac points. With two mini-Dirac points per valley and per spin, we have a total of eight Dirac points, which is double of that in monolayer graphene. Upon doping away from neutrality, Landau levels will form out of the mini-Dirac cones. The corresponding Landau fan sequence will then be expected to be double of that of monolayer graphene, namely, $\pm 4, \pm 12, \pm 20, \dots$. Indeed, precisely this degeneracy pattern is seen in experiments on devices with relatively

large twist angle of 1.8° ¹², which is far away from the magic angle $\approx 1.1^\circ$.

In the vicinity of the magic angle, however, there is a surprise. The Landau fan emerging from neutrality has the Hall conductance sequence $\pm 4, \pm 8, \pm 12, \dots$. In other words, the eight-fold Landau-level degeneracy is reduced to four-fold. Experimentally, this degeneracy lifting is always seen in samples showcasing the correlated insulators and superconductivity. However, the converse is not true, i.e., the same sequence is observed even in some devices which do not show the other correlated phenomena¹³. Furthermore, the Landau fans are found to terminate once the half-filling correlated insulators set in, and the degeneracy is further reduced to two-fold on the other side of the insulator. As superconductivity is seen on both sides of the insulators, understanding the Landau fan, which conveys information on the nature of the charge carriers and the possible patterns of symmetry breaking, may shed light on the nature of the correlated phenomena closer to the magic angle.

Here, we show that the experimentally observed Landau fan can be reproduced within a free-fermion model of twisted bilayer graphene, for various angles close to the magic angle. Our main result is that the sequence is stabilized by a weak breaking of C_3 symmetry. As is well-known, C_3 symmetry breaking splits the Van Hove singularity (VHs) in the density of states^{14,15}. For concreteness, let us focus on the conduction band. In the energy range between the two split Van Hove singularities, the equal-energy contours in the momentum space (within each valley) take a qualitatively different shape compared to those allowed in the symmetric case: there is a single electron-like orbit which encloses both of the Dirac points. In contrast, without C_3 symmetry breaking, the equal energy contours either consist of two disjoint pockets each enclosing a Dirac point, or a single hole-like pocket enclosing the band maximum at Γ . In the presence of a magnetic field, these new equal-energy contours give rise to four-fold degenerate Landau levels stemming out from charge neutrality. We find that even for a relatively small degree of the C_3 breaking, the degeneracy in the vicinity of the magic angle is four-fold at the magnetic field strengths at which the experiments

are done ($\gtrsim 1$ T).

We trace the origin of this effect to the large susceptibility of near-magic-angle TBG to such a C_3 breaking perturbation, which leads to a significant modification to the electronic spectrum even when the “bare” C_3 breaking is weak. Such symmetry breaking may arise due to strain effects (known to be generally present in TBG), or due to spontaneous symmetry breaking driven by interactions. While we leave open the physical origin of the C_3 breaking, we remark that the smallness of symmetry breaking required suggests that the presence of strain in the sample is a plausible explanation.

In some devices of twisted bilayer graphene, for example in Ref. 5, it is known that there is very likely also a breaking of C_2 symmetry. For the device in Ref. 5, this is due to the near alignment with a h-BN substrate. Such C_2 breaking gaps out the Dirac points and results in an insulator at charge neutrality. In the device studied in Ref. 4, it is observed that the system is insulating at neutrality. A possible explanation is that C_2 is broken in this system as well, although it is unclear if the symmetry breaking is again due to alignment with h-BN, or is interaction driven. In light of these experimental results, we also study the expected Landau level degeneracy in devices with C_2 symmetry breaking, both with and without an additional C_3 breaking.

We remark that multiple theoretical attempts have already been made to address the neutrality Landau fan in small-angle TBG^{16–20}. While all of the emergent symmetries of TBG are preserved in these earlier works, some of them did identify specific choice of parameters for which the experimental sequence of $\pm 4, \pm 8, \pm 12, \dots$ can be observed. For instance, Ref. 20 found numerically that the experimental sequence can be reproduced in a narrow range of parameters near the magic angle. However, the sequence is also found to depend very sensitively on the choice of model parameters²⁰, and might not explain the experimental robustness (across groups and samples) of the Landau level sequence.

Alternatively, Ref. 17 proposed a VHS-induced Landau level splitting mechanism that is essentially the same as the one we discuss below. As emphasized above, we find that this picture is valid only if C_3 symmetry breaking is invoked. This is consistent with the more microscopic calculation presented in Ref. 18, which did not observe the experimental sequence for the parameter range suggested in Ref. 17 when all the emergent symmetries are kept. Finally, we also note that Ref. 15 suggested that layer-dependent strain could lead to the observed Landau level sequence near neutrality, although they did not perform an explicit calculation on this point. The mechanism they considered, however, is different from the one discussed in the present work. In particular, in our model the C_3 symmetry does not differentiate the two layers. Very recently Ref. 21 studied the effects of such strain on the pairing structure of the superconductor in TBG but that work did not address the Landau fans which are our interest here.

II. HOFSTADTER BUTTERFLY CALCULATIONS

Our starting point is the single-valley continuum model for twisted bilayer graphene^{22,23}. Let $q \equiv \frac{4\pi}{3a}\theta$ with $a = 2.46$ Å being the lattice constant of monolayer graphene, and define the wave vectors $\mathbf{q}_1 = -q\hat{\mathbf{y}}$, $\mathbf{q}_2 = q(\sin \frac{2\pi}{3}\hat{\mathbf{x}} - \cos \frac{2\pi}{3}\hat{\mathbf{y}})$, and $\mathbf{q}_3 = q(-\sin \frac{2\pi}{3}\hat{\mathbf{x}} - \cos \frac{2\pi}{3}\hat{\mathbf{y}})$. The Hamiltonian is given by

$$H = \begin{pmatrix} \hbar v(-i\nabla + \mathbf{q}_3) \cdot \boldsymbol{\sigma}_{-\theta/2} & T(\mathbf{r}) \\ T^\dagger(\mathbf{r}) & \hbar v(-i\nabla - \mathbf{q}_2) \cdot \boldsymbol{\sigma}_{\theta/2} \end{pmatrix} \quad (1)$$

where $\boldsymbol{\sigma}_\phi \equiv e^{i\phi\sigma_3/2}\boldsymbol{\sigma}e^{-i\phi\sigma_3/2}$, $T(\mathbf{r}) = \sum_{j=1}^3 T^j e^{-i\mathbf{b}_j \cdot \mathbf{r}}$ with

$$T^j = t_M \begin{pmatrix} \alpha & e^{-i\frac{2\pi}{3}(j-1)} \\ e^{i\frac{2\pi}{3}(j-1)} & \alpha \end{pmatrix}, \quad (2)$$

and $\mathbf{b}_j = \mathbf{q}_j - \mathbf{q}_1$ are reciprocal lattice vectors for the moiré potential. We use $v = 10^6$ m/s, $t_M = 110$ meV²³, and $\alpha = 0.8$ to incorporate the effect of lattice relaxation²⁴.

A perpendicular magnetic field can be incorporated by substituting $-i\nabla \mapsto -i\nabla - e\mathbf{A}/\hbar$, with the vector potential $\mathbf{A} = -By\hat{\mathbf{x}}$ in the Landau gauge. As in Ref. 16, the spectrum for non-zero B can be solved by first going into a Landau level basis for two decoupled layers, and then re-expressing the inter-layer potential $T(\mathbf{r})$ in this basis (more details can be found in Appendix A). In practice, in the numerical calculations we keep only finite Landau levels (typically several hundreds) close to the charge neutrality. Note that in the limit $B \rightarrow 0$ an infinite number of Landau levels should be kept, and so we only consider fields $B > 1.2$ T.

Eq. (1) has all the effective symmetries of twisted bilayer graphene. In the following, we will also consider the effect of symmetry breaking (at the single-particle level). In particular, we will set $(1 - \beta)T^1 = T^2 = T^3$, such that $\beta \neq 0$ controls the degree of C_3 symmetry breaking. We will also introduce C_2 symmetry breaking through $H_M = M_t\sigma_3 \oplus M_b\sigma_3$, which corresponds to a staggered chemical potential that would be present if the coupling to the hBN substrate is significant.

We focus on small twist angles $\theta > 1.1^\circ$, slightly away from the true magic angle of $\theta \approx 1.05^\circ$ ²⁵, for the following reasons: (1) In the experiment, the four-fold degeneracy is observed in a large range of angles, including in devices where the correlated insulators and superconductors are not observed. For instance, the sequence $\pm 4, \pm 8, \pm 12, \dots$ has been seen in the device at 1.27° in Ref. 3 under ambient pressure. This suggests that the key physics leading to the four-fold degeneracy should be in effect over a relative broad range of angles. (2) Due to the very small bandwidth exactly at the magic angle, the Landau level is not well-formed within our free-electron treatment, which complicates the analysis.

III. LANDAU FAN FOR THE SYMMETRIC CASE

First, we show the results for the fully symmetric model, which retains the C_3 and C_2 symmetries. We will show that the Landau fan close to charge neutrality should have eight-fold degeneracy, in agreement with the experiments at twist angle $\theta = 1.8^\circ$ but in disagreement with the results near the magic angle^{1,3}. The spectrum is shown in Fig. 1. From neutrality, only Landau levels $n = 0, \pm 1, \pm 2$ are well-developed, and the higher levels are superseded by the Landau levels coming from the top and bottom of the active bands. In a semi-classical picture, such blending of Landau levels occurs near the zero-field Van Hove singularity separating the equal-energy contours enclosing the two mini Dirac points from those enclosing the band extrema located at Γ .

Importantly, each Landau level emanating from charge neutrality is eight-fold degenerate. This degeneracy can be explained by noting the doubling due to spin, valley and layer degrees of freedom. We remark that the layer index is not generally a good quantum number; however, as these low-lying Landau levels can be understood as coming from the mini Dirac points, there is still a two-fold degeneracy arising from the mini-valley degeneracy. In contrast, in the experiments the Landau fan is only four-fold degenerate at such small twist angles.

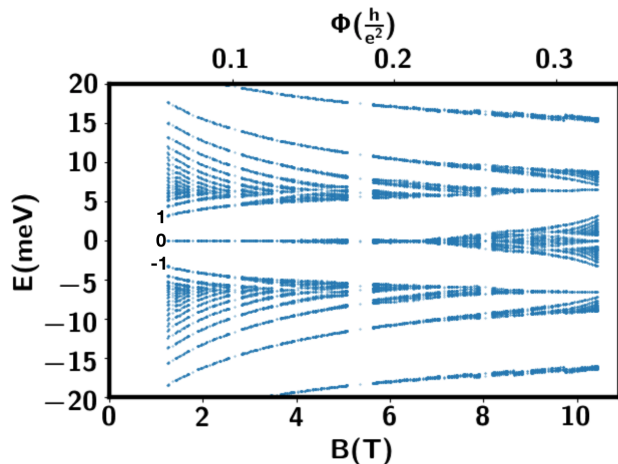


FIG. 1: Spectrum at twist angle $\theta = 1.15^\circ$ with both C_2 and C_3 symmetry. From neutrality, only $n = 0, \pm 1, \pm 2$ Landau levels can be resolved. Each of them is eight fold degenerate and the Landau fan sequence is $\pm 4, \pm 12, \pm 20$.

IV. LANDAU FAN WITH C_3 BREAKING

In this section, we consider the effect of C_3 symmetry breaking by introducing an anisotropy β such that $(1 - \beta)T^1 = T^2 = T^3$. We will not specify the physical origin

of this anisotropy in this work. Our main purpose is to demonstrate that C_3 breaking can qualitatively change the Landau fan sequence, and so long as a mean-field description remains valid, we expect our conclusions to hold even if the C_3 breaking is interaction-driven.

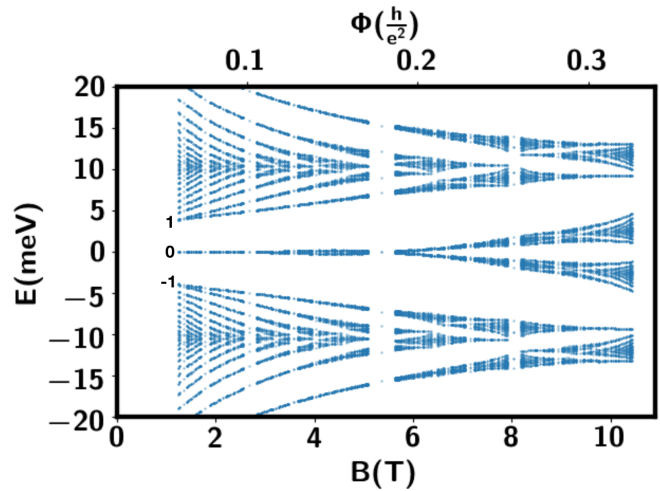


FIG. 2: Spectrum at twist angle $\theta = 1.15^\circ$ with C_3 breaking parameter $\beta = 0.07$. Compared to the C_3 symmetric case, more Landau levels emerging from neutrality can be clearly resolved. Meanwhile, in the magnetic field $B > 1.2$ T, each Landau level is split into, each being four-fold degenerate. This leads to the Landau fan sequence $\pm 4, \pm 8, \pm 12, \dots$. E_c is the energy of the first van-Hove singularity point discussed in Section IV.

The Landau fan spectrum at $\beta = 0.07$ is shown in Fig. 2. Compared to the C_3 invariant case, there are several clear differences. First, more Landau levels from neutrality can be seen, suggesting that the Van-Hove singularity is pushed further away from charge neutrality. Such shift of Van-Hove singularity has also been observed in STM experiment at neutrality¹⁴. Second, the previously eight-fold degenerate Landau level is split into two groups when magnetic field is larger than a critical field $B_c(n)$ for each Landau level n . $B_c(n = 0) = 6$ T and $B_c(n = \pm 1) = 1.2$ T. For $|n| \geq 2$, B_c is smaller than the lowest field we can reach in the calculation. Later we will argue that $B_c(n) \sim \frac{1}{|n|}$, which is confirmed for a smaller C_3 breaking parameter $\beta = 0.01$ in the Appendix. From the splitting of the Landau levels, one expects the Landau fan sequence $\pm 4, \pm 8, \pm 12, \dots$ as observed in the experiments. This is confirmed in the Wannier plot in Fig. 3.

Here we try to give a simple, qualitative explanation of the splitting of the eight-fold degenerate Landau level based on a semi-classical picture derived from the band structure at zero magnetic field. With C_2 symmetry preserved, the four-fold degeneracy from spin and valley is robust. In our numerics, we have explicitly checked that

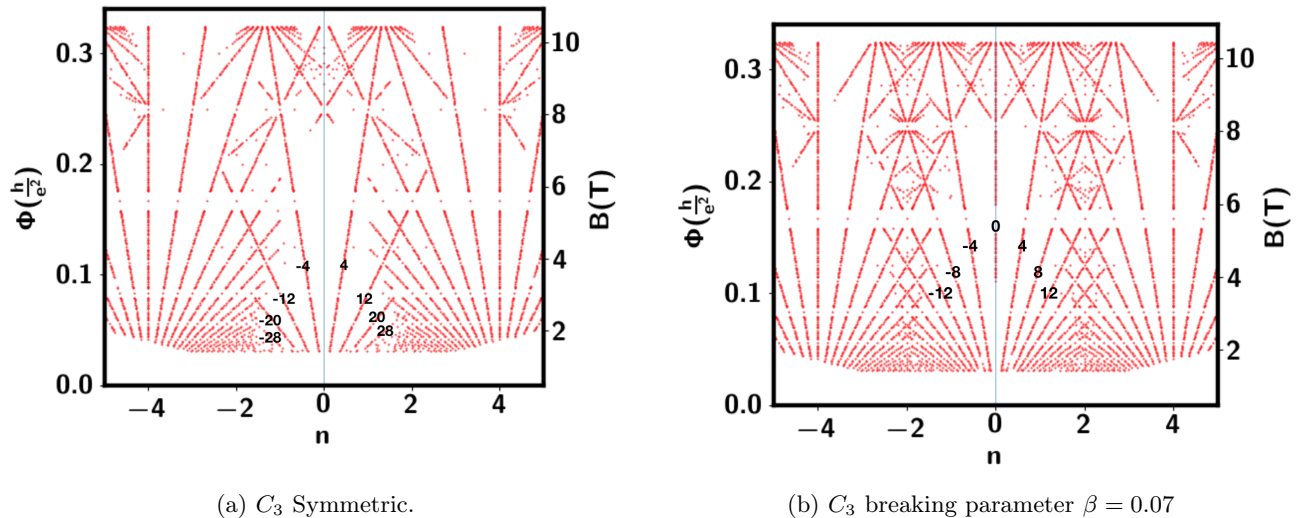


FIG. 3: Wannier plot for twist angle $\theta = 1.15^\circ$. With C_3 breaking, the experimentally observed sequence $\pm 4, \pm 8, \pm 12, \dots$, is reproduced.

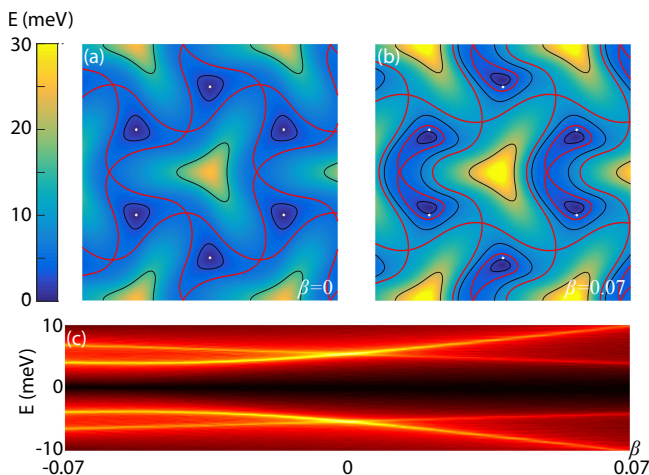


FIG. 4: Zero-field Van Hove singularities. (a) Representative equal energy contours (not equally spaced) of the conduction band for $\beta = 0$. The critical contour corresponding to the van Hove singularity is colored in red. The K and K' points are indicated by white asterisks. (b) Same as (a) but with $\beta = 0.07$. Note there are two critical contours. (c) Density of states in arbitrary units. The bright yellow regions indicate the Van Hove singularities flanking charge neutrality, which splits as β is tuned away from 0.

the splitting happens within each fixed spin-valley sector, and so for the discussion here we can focus on a fixed sector. In the fully symmetric case (i.e., for $\beta = 0$), there are two Dirac cones at the K and K' points of the mini Brillouin zone (MBZ). At doping slightly above charge neutrality, the Fermi surface consists of independent elec-

tron pockets, each enclosing one of the Dirac points (Fig. 4a). As discussed in the previous section, the Landau levels arising from such orbits exhibit a two-fold mini-valley degeneracy, which, when combined with valley and spin degeneracy, leads to eight-fold degenerate Landau levels. When the doping is increased beyond the Van Hove singularity, the Fermi surface becomes a single hole pocket enclosing the Γ point, which leads to four-fold degenerate Landau levels coming from the superlattice gap at the top of the active bands.

Importantly, the breaking of the C_3 symmetry unpins the Dirac cones from the K and K' points and distorts the dispersion. Similar to before, at doping slightly above charge neutrality, the Fermi surface consists of two independent electron pockets, and one expects mini-valley degeneracy in the corresponding Landau levels. However, at higher doping the mentioned distortion opens up the possibility of a new form of Fermi surface, which is electron-like and encloses *both* of the Dirac points (Fig. 4b). The corresponding Landau level would appear to emerge from charge neutrality, but would no longer showcase mini-valley degeneracy. In other words, the eight-fold degenerate Landau levels split. Equivalently, the emergence of such new form of Fermi surfaces can be seen from the splitting of the Van Hove singularity as β increases (Fig. 4c). Such splitting from C_3 symmetry breaking is also discussed in Ref. 14. Note that the preceding discussion assumes $\beta \geq 0$; while the Van Hove singularity still splits for negative values of β , the new equal energy contours are open orbits and do not lead to four-fold degenerate Landau levels in the semi-classical picture. Consistently, we find that the Landau levels do not split for $\beta < 0$ (Appendix B).

As a complementary point of view, one can consider the Landau levels associated with the mini Dirac cones,

which have energies $E_n = v_{\text{eff}}\sqrt{2e\hbar nB}$ for $n \geq 0$. In this picture, the lifting of the mini-valley degeneracy originates from the hybridization between the two sets of mini-Dirac Landau levels. Qualitatively, such hybridization is expected to become significant when $E_n \gtrsim E_c$ ¹⁷, where E_c denotes the energy of the first split Van Hove singularity arising from C_3 breaking. As such, we expect the Landau level splitting to be observable for $B \geq B_c(n)$ where $B_c(n) \propto 1/n$. This trend is in qualitative agreement with the numerics shown in Fig. 2 and Appendix C. However, we caution that such a simple picture does not explain, for instance, the splitting of the zeroth Landau level shown in Fig. 2.

V. LANDAU FAN WITH C_2 BREAKING

Recent experiments have seen signatures of C_2 breaking^{4,5}. A typical C_2 breaking term is the staggered potential:

$$H_M = M_t \psi_t^\dagger \sigma_z \psi_t + M_b \psi_b^\dagger \sigma_z \psi_b \quad (3)$$

where M_t, M_b is the staggered potential strength for top and bottom layer. σ denotes Pauli matrices in the A, B sublattice subspace.

If the sample is well-aligned with only the top h-BN substrate, one expects $M_t \neq 0, M_b \approx 0$ ^{26,27}. In this case, the zeroth Landau level is always split into four groups, each of which has only two-fold spin degeneracy (see Appendix D). Therefore the first two Landau fan sequences are always $\pm 2, \pm 4$, which has indeed been observed in both Refs. 5 and 4. In this case, the activation gap for the $\nu = 2$ quantum Hall sequence is proportional to the magnitude of $|M_t| - |M_b|$ and therefore is almost a constant when changing magnetic field. This feature may be a useful test for this scenario in the experiment. Note that the valley splitting for zeroth Landau level is from the valley-sublattice locking and should not be thought as a simple valley Zeeman coupling in the semi-classical picture. To get a strong $\nu = 2$ sequence in the single particle level, we find it necessary to invoke a strong mirror reflection breaking through a finite $|M_t| - |M_b|$. Therefore the sample in Ref. 4 should also have a strong mirror reflection symmetry breaking to explain the observed $\nu = \pm 2$ sequence. The origin of the mirror reflection symmetry breaking is not clear because no obvious signature of hBN alignment is reported in Ref. 4.

Next, we turn to the higher Landau levels. For $|n| \geq 1$ the valley splitting is quite small, as shown in Fig. 5. Without C_3 breaking, the $|n| \geq 1$ Landau levels from mini K and K' overlap with each other and therefore we still expect eight-fold degeneracy if C_3 is a good symmetry. C_3 breaking is necessary to get the observed four fold degeneracy in higher Landau levels. One example is illustrated in Fig. 5.

In the above, we just assume the order parameters without asking about their origins. The simplest source to get $M_t = M$ and $M_b = 0$ is just alignment with the top

h-BN substrate. For spontaneous symmetry breaking, the most natural ansatz of spontaneous symmetry breaking in Hartree Fock calculation is actually $M_t = M_b$ ²⁸ and cannot reproduce the $\nu = \pm 2$ sequence. It remains a question whether the C_2 , mirror reflection and C_3 breakings needed to match the Landau fan in Ref. 4 are from external sources or from correlation effects.

VI. DISCUSSION

Since the first experiment on near magic angle twisted bilayer graphene, the Landau fan near neutrality have been a mystery. The observed 4-fold Landau fan is in striking contrast with the naive theoretical expectation of an 8-fold degeneracy which is also what is seen at larger twist angles. The 4-fold degeneracy is seen in devices that approach but need not be too close to magic angle. In this paper we have shown how to understand these observations through explicit calculations of the Landau fan within the continuum model of the band structure. While there exist previous such calculations with mixed success in explaining the experiments, we find that a key ingredient is to include C_3 symmetry breaking into the continuum Hamiltonian. Upon approaching the magic angle the decreasing bandwidth (and the concomitant increase in density of states) leads to an amplified response of the electronic structure to a weak C_3 breaking anisotropy. This makes it easier for the equal energy contours near the mini-Dirac points to touch and reconstruct. Beyond a low energy scale the equal energy contours then enclose both mini-Dirac points thereby reducing the Landau fan degeneracy from 8 to 4. We also consider the effect of C_2 breaking.

With this understanding let us now revisit the experimental results on various devices. The samples in Ref. 1–3 behave as a semimetal at neutrality, suggesting a good $C_2\mathcal{T}$ symmetry. To explain the four fold degeneracy of Landau fan, we require the existence of C_3 breaking, either from strain or from interaction driven symmetry breaking. Such C_3 breaking has been seen in STM experiments^{14,29} on other near magic angle twisted bilayer graphene samples.

The sample in Ref. 5 is aligned with the h-BN substrate on one side. This leads to an explicit breaking of both C_2 and the effective mirror (a 180° rotation in 3d about an axis that is parallel to and bisects the 2 layers) symmetries. The C_2 breaking leads to a gap at neutrality, consistent with the high resistivity observed at neutrality compared to the devices in Ref. 1–3. Extensive Landau fan data is not available in Ref. 5 though the reported Landau levels $\pm 2, \pm 4$ are reproduced by our analysis that takes into account both C_2 and mirror breaking.

In the recent study of Ref. 4, a number of additional features are reported. In contrast to Ref. 1–3 but somewhat similar to Ref. 5 charge neutrality is insulating with a sizeable gap ≈ 0.8 meV. Further, a Landau fan sequence $\pm 2, \pm 4, \pm 8, \dots$ is reported near neutrality. The insulat-

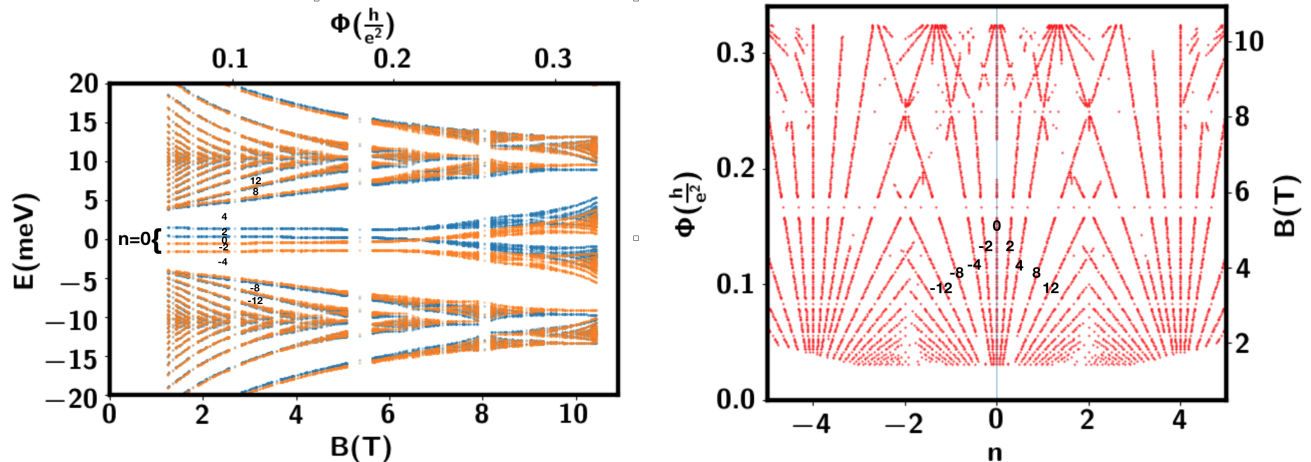


FIG. 5: Spectrum and Wannier plot for $M_t = 5$ meV, $M_b = 0$, and $\beta = 0.07$ at twist angle $\theta = 1.15^\circ$. The two colors indicate states in the two microscopic valleys. With C_3 breaking, the experimentally observed sequence⁴ $\pm 2, \pm 4, \pm 8, \pm 12, \dots$, is reproduced.

ing behavior at neutrality could be due to $C_2\mathcal{T}$ breaking either from explicit alignment with at least one of the h-BN substrates, or spontaneously due to interactions³⁰. In Ref. 4 the observed Landau fan sequence near neutrality is $\pm 2, \pm 4, \pm 8, \dots$. In our calculations if we further retain the effective mirror symmetry, then we are unable to reproduce the observation of the ± 2 level. Thus we conclude that the mirror symmetry must be strongly broken. An additional C_3 breaking is needed to further reduce the degeneracy of higher Landau levels to be four fold. Thus we think it likely that C_2, C_3 and effective mirror are broken in the device in Ref. 4.

The C_3 and C_2 breaking that we have crucially invoked in understanding the Landau fan clearly sets the stage on which the other correlated phenomena happen. An

immediate open question is whether it is an explicit or spontaneous symmetry breaking driven by interactions. We hope to study this in the future.

ACKNOWLEDGMENTS

We thank Z. Bi, Y. Cao, P. Jarillo-Herrero, D. Mao, M. Yankowitz, and M. P. Zaletel for helpful discussions. TS is supported by a US Department of Energy grant DE-SC0008739, and in part by a Simons Investigator award from the Simons Foundation. HCP is supported by a Pappalardo Fellowship at MIT and a Croucher Foundation Fellowship.

¹ Y. Cao, V. Fatemi, A. Demir, S. Fang, S. L. Tomarken, J. Y. Luo, J. D. Sanchez-Yamagishi, K. Watanabe, T. Taniguchi, E. Kaxiras, *et al.*, *Nature* **556**, 80 (2018).

² Y. Cao, V. Fatemi, S. Fang, K. Watanabe, T. Taniguchi, E. Kaxiras, and P. Jarillo-Herrero, *Nature* **556**, 43 (2018).

³ M. Yankowitz, S. Chen, H. Polshyn, Y. Zhang, K. Watanabe, T. Taniguchi, D. Graf, A. F. Young, and C. R. Dean, *Science* **363**, 1059 (2019).

⁴ X. Lu, P. Stepanov, W. Yang, M. Xie, M. A. Aamir, I. Das, C. Urgell, K. Watanabe, T. Taniguchi, G. Zhang, *et al.*, arXiv preprint arXiv:1903.06513 (2019).

⁵ A. L. Sharpe, E. J. Fox, A. W. Barnard, J. Finney, K. Watanabe, T. Taniguchi, M. A. Kastner, and D. Goldhaber-Gordon, arXiv preprint arXiv:1901.03520 (2019).

⁶ G. Chen, L. Jiang, S. Wu, B. Lyu, H. Li, B. L. Chittari, K. Watanabe, T. Taniguchi, Z. Shi, J. Jung, Y. Zhang, and F. Wang, *Nature Physics* **15**, 237 (2019).

⁷ G. Chen, A. L. Sharpe, P. Gallagher, I. T. Rosen, E. Fox, L. Jiang, B. Lyu, H. Li, K. Watanabe, T. Taniguchi, J. Jung, Z. Shi, D. Goldhaber-Gordon, Y. Zhang, and F. Wang, arXiv:1901.04621.

⁸ C. Shen, N. Li, S. Wang, Y. Zhao, J. Tang, J. Liu, J. Tian, Y. Chu, K. Watanabe, T. Taniguchi, R. Yang, Z. Y. Meng, D. Shi, and G. Zhang, arXiv e-prints, arXiv:1903.06952 (2019), arXiv:1903.06952.

⁹ X. Liu, Z. Hao, E. Khalaf, J. Y. Lee, K. Watanabe, T. Taniguchi, A. Vishwanath, and P. Kim, arXiv:1903.08130.

¹⁰ Y. Cao, D. Rodan-Legrain, O. Rubies-Bigordà, J. M. Park, K. Watanabe, T. Taniguchi, and P. Jarillo-Herrero, arXiv:1903.08596.

¹¹ C_2 refers to 180 degree spatial rotation and \mathcal{T} to time reversal.

¹² Y. Cao, J. Y. Luo, V. Fatemi, S. Fang, J. D. Sanchez-Yamagishi, K. Watanabe, T. Taniguchi, E. Kaxiras, and

- P. Jarillo-Herrero, *Phys. Rev. Lett.* **117**, 116804 (2016).
- ¹³ For instance, see supplementary data in Ref. 3 on the 1.27° device (D2) at the ambient pressure of 0 GPa.
- ¹⁴ Y. Choi, J. Kemmer, Y. Peng, A. Thomson, H. Arora, R. Polski, Y. Zhang, H. Ren, J. Alicea, G. Refael, *et al.*, arXiv preprint arXiv:1901.02997 (2019).
- ¹⁵ Z. Bi, N. F. Q. Yuan, and L. Fu, arXiv:1902.10146.
- ¹⁶ R. Bistritzer and A. H. MacDonald, *Phys. Rev. B* **84**, 035440 (2011).
- ¹⁷ R. de Gail, M. O. Goerbig, F. Guinea, G. Montambaux, and A. H. Castro Neto, *Phys. Rev. B* **84**, 045436 (2011).
- ¹⁸ P. Moon and M. Koshino, *Phys. Rev. B* **85**, 195458 (2012).
- ¹⁹ B. Lian, F. Xie, and B. A. Bernevig, arXiv preprint arXiv:1811.11786 (2018).
- ²⁰ K. Hejazi, C. Liu, and L. Balents, arXiv:1903.11563.
- ²¹ F. Wu and S. Das Sarma, arXiv:1904.07875.
- ²² J. M. B. Lopes dos Santos, N. M. R. Peres, and A. H. Castro Neto, *Phys. Rev. Lett.* **99**, 256802 (2007).
- ²³ R. Bistritzer and A. H. MacDonald, Proceedings of the National Academy of Sciences **108**, 12233 (2011).
- ²⁴ M. Koshino, N. F. Yuan, T. Koretsune, M. Ochi, K. Kuroki, and L. Fu, *Physical Review X* **8**, 031087 (2018).
- ²⁵ Defined here as the angle at which the active band has a minimum band width, for the parameters we used.
- ²⁶ Y.-H. Zhang, D. Mao, and T. Senthil, arXiv preprint arXiv:1901.08209 (2019).
- ²⁷ N. Bultinck, S. Chatterjee, and M. P. Zaletel, arXiv preprint arXiv:1901.08110 (2019).
- ²⁸ M. Xie and A. H. MacDonald, arXiv preprint arXiv:1812.04213 (2018).
- ²⁹ A. Kerelsky, L. McGilly, D. M. Kennes, L. Xian, M. Yankowitz, S. Chen, K. Watanabe, T. Taniguchi, J. Hone, C. Dean, *et al.*, arXiv preprint arXiv:1812.08776 (2018).
- ³⁰ Alternately, it could be due to an interaction-driven inter-valley coherence order³¹.
- ³¹ H. C. Po, L. Zou, A. Vishwanath, and T. Senthil, *Phys. Rev. X* **8**, 031089 (2018).

Appendix A: Calculation of Hofstadter butterfly

In this section we describe the procedure of our calculation of Hofstadter butterfly spectrum. The method we used is essentially the same as in Ref. 16.

We first describe a general scheme for any graphene moiré superlattice systems. Then calculation for the twisted bilayer graphene is straightforward.

For moiré system with large lattice constant, the two valleys always form separated spectrum and here we only treat valley + as an example. At zero magnetic field, a moiré system is described by a continuum model:

$$H = H_0 + H_M \quad (\text{A1})$$

H_0 is just the effective model for the valley:

$$H_0 = \sum_{\mathbf{k}} h_{\alpha\beta}(\mathbf{k}) f_{\alpha}^{\dagger}(\mathbf{k}) f_{\beta}(\mathbf{k}) \quad (\text{A2})$$

where α, β is the combination of layer and sublattice index.

The H_M is the moiré hopping or superlattice potential term. It involves the scattering of momentum from \mathbf{k} to $\mathbf{k} + \mathbf{G}_M$, where \mathbf{G}_M is the reciprocal vector of the small mini Brillouin zon (MBZ) folded by H_M . A general H_M term looks like

$$H_M = \sum_{\mathbf{k}} \sum_{\mathbf{Q}_j} T_{\alpha\beta}(\mathbf{Q}_j) f_{\alpha}^{\dagger}(\mathbf{k}) f_{\beta}(\mathbf{k} + \mathbf{Q}_j) \quad (\text{A3})$$

When the moiré superlattice is formed by twisting two layers, the momenta of the Dirac cones (or more general band crossing points) from the two layers are different. Here we follow the notation of Ref. 23 and define the momentum \mathbf{k} in $\psi_{\alpha}(\mathbf{k})$ as the momentum relative to the Dirac point in the corresponding layer fixed by α . In this convention \mathbf{Q}_j does not belong to the reciprocal vector of the MBZ.

The key idea to calculate the spectrum under magnetic field is the following. We first ignore H_M and add magnetic field to H_0 . We can easily get the new eigenstate in the Landau level basis. Then we express H_M in the Landau level basis, which generically mix different Landau levels. Numerically we can still solve the resulting Hamiltonian and get the spectrum.

First let us solve H_0 plus magnetic field. The Hamiltonian is labeled by dynamical momenta $\pi_x = p_x - eA_x$ and $\pi_y = p_y - eA_y$ with the commutation relation:

$$[\pi_x, \pi_y] = i \frac{1}{l_B^2} \quad (\text{A4})$$

where $l_B^2 = \frac{\hbar}{eB}$.

We can define guiding center coordinates $R_x = x + l_B^2 \pi_y$ and $R_y = y - l_B^2 \pi_x$ with commutation relation:

$$[R_x, R_y] = -il_B^2 \quad (\text{A5})$$

We also have $[\pi_a, R_b] = 0$. π_a generates the Landau level index n and R_a generates the orbital within each Landau level.

Define the ladder operator:

$$\begin{aligned} a &= \frac{l_B}{\sqrt{2}}(\pi_x + i\pi_y) \\ a^\dagger &= \frac{l_B}{\sqrt{2}}(\pi_x - i\pi_y) \end{aligned} \quad (\text{A6})$$

One can easily check that $[a, a^\dagger] = 1$. Therefore a can be viewed as an annihilation operator. Landau level n eigenstate satisfy:

$$a |n\rangle = \sqrt{n} |n-1\rangle \quad (\text{A7})$$

We use the Landau gauge: $\mathbf{A} = (-By, 0)$, then $R_x = x + p_y l_B^2$ and $R_y = -p_x l_B^2$. We can use $R_y = -p_x l_B^2$ to label the basis of each Landau level. Each basis is then labeled by Landau level index n and k_x .

We label the function $\varphi_{n, k_x}(y)$ as the wavefunction in the real space for the basis $|n, k_x\rangle$. The corresponding annihilation operator is labeled as $\psi_{\alpha; n, k_x}$, where $\alpha = A_1, B_1, A_2, B_2$ is the sublattice index.

The continuum model can be written in terms of the operator $f_{\alpha; k_x, k_y}$, which is related to ψ through

$$f_{\alpha; k_x, k_y} = \sum_n \tilde{\varphi}_{n, k_x}(k_y) \psi_{\alpha; n, k_x} \quad (\text{A8})$$

where $\tilde{\varphi}_{n, k_x}(k_y)$ is the Fourier transformation of $\varphi_{n, k_x}(y)$ with respect to y .

We have the following translation property:

$$\begin{aligned} \varphi_{n, k_x}(y) &= \varphi_{n, 0}(y + k_x l_B^2) \\ \tilde{\varphi}_{n, k_x}(k_y) &= \tilde{\varphi}_{n, 0}(k_y) e^{ik_x k_y l_B^2} \end{aligned} \quad (\text{A9})$$

H_0 can be expressed in the following form

$$H_0 = \sum_{k_x} \sum_{nm; \alpha\beta} \psi_{\alpha; n, k_x}^\dagger h_{\alpha\beta; nm} \psi_{\beta; m, k_x} \quad (\text{A10})$$

Here k_x is defined in the whole range of $R = [-\infty, \infty]$. In the graphene problem, h_{nm} is usually very simple. For example, in monolayer graphene, it is just an off diagonal term from B, n to $A, n+1$.

H_M generically scatters momentum. In terms of $\psi_{\alpha; n, k_x}$, H_M in Eq. A3 can be rewritten as

$$H_M = \sum_{k_x} \sum_{\mathbf{Q}} \sum_{nm} T_{\alpha\beta}(\mathbf{Q}) F_{nm; k_x}(\mathbf{Q}) \psi_{\alpha; n; k_x}^\dagger \psi_{\beta; m; k_x + Q_x} \quad (\text{A11})$$

where

$$\begin{aligned} F_{nm; k_x}(\mathbf{Q}) &= \sum_{k_y} \tilde{\varphi}_{n, k_x}^*(k_y) \tilde{\varphi}_{m, k_x + Q_x}(k_y + Q_y) \\ &= F_{nm}^0(\mathbf{Q}) e^{i(k_x Q_y + \frac{1}{2} Q_x Q_y) l_B^2} \end{aligned} \quad (\text{A12})$$

where we have used Eq. A9. We have

$$\begin{aligned} F_{nm}^0(\mathbf{Q}) &= \sum_{k_y} \tilde{\varphi}_{n, 0}^*(k_y) \tilde{\varphi}_{m, 0}(k_y + Q_y) e^{ik_y Q_x l_B^2} e^{\frac{i}{2} Q_x Q_y l_B^2} \\ &= \sqrt{\frac{m!}{n!}} (z_x + iz_y)^{n-m} e^{-\frac{|z|^2}{2}} L_m^{n-m}(|z|^2) \end{aligned} \quad (\text{A13})$$

where $(z_x, z_y) = \frac{1}{\sqrt{2}}(Q_x, Q_y)$. $L_m^n(z)$ is the associated laguerre polynomials.

If we view $k_x = k_x^0 + x\Delta$ with $x \in Z$ as site in a 1D chain, Eq. A11 is basically a hopping term in this 1D chain. The lattice constant is $\Delta = Q_x$ for the smallest non-zero Q_x . Here α, n is just the orbital label of each site labeled by k_x . At each site k_x , the hopping term $t(k_x) = F_{nm; k_x}(Q_x)$ is a function of the site k_x . Generically we have a quasi-periodic 1D model because $t(x) \sim e^{ik_x Q_y l_B^2} \sim e^{iQ_x Q_y l_B^2 x}$ is oscillating according to Eq. A12.

With the commensurate condition $\Delta Q_y l_B^2 = 2\pi \frac{q}{p}$, we have a unit cell with p sites. Then we can solve the model with good quantum number $k_1 = k_x^0 \in [0, \Delta]$ and $k_2 \in [-\frac{\pi}{p}, \frac{\pi}{p}]$ as the crystal momentum of this 1D chain. For TBG, the corresponding flux per moiré unit cell is $\Phi = \frac{2\pi}{6} \frac{p}{q} \frac{h}{e^2}$.

Now we apply the above general scheme to the TBG. We keep M Landau levels. Typical M is several hundreds. For the flux corresponding to $\Phi = \frac{2\pi}{6} \frac{p}{q} \frac{h}{e^2}$, we can construct a $4pM$ matrix for $H_0 + H_M$ corresponding to each fixed (k_1, k_2) . We use $f_{\alpha, n, j}(k_1, k_2)$ to label the state with momentum k_2 in the 1D chain fixed by k_1 . $j = 1, 2, \dots, p$ is the sublattice index for each unit cell.

The Hamiltonian corresponding to H_0 is:

$$\begin{aligned}
H_0 = & -\frac{\sqrt{2}v}{l_B} \sum_{\mathbf{k}} \sum_{n=0,1,\dots,M} (e^{i\frac{\theta}{2}} \sqrt{n+1} f_{A_1; n+1; j}^\dagger(\mathbf{k}) f_{B_1; n; j}(\mathbf{k}) + h.c.) \\
& + e^{-i\frac{\theta}{2}} \sqrt{n+1} f_{A_2; n+1; j}^\dagger(\mathbf{k}) f_{B_2; n; j}(\mathbf{k}) + h.c.) \\
& + \sum_{\mathbf{k}} \sum_n M_t (f_{A_1; n; j}^\dagger(\mathbf{k}) f_{A_1; n; j}(\mathbf{k}) - f_{B_1; n; j}^\dagger(\mathbf{k}) f_{B_1; n; j}(\mathbf{k})) \\
& + \sum_{\mathbf{k}} \sum_n M_b (f_{A_2; n; j}^\dagger(\mathbf{k}) f_{A_2; n; j}(\mathbf{k}) - f_{B_2; n; j}^\dagger(\mathbf{k}) f_{B_2; n; j}(\mathbf{k}))
\end{aligned} \tag{A14}$$

Note that here $\mathbf{k} = (k_1, k_2)$ is just a label of the eigenstate of the 1D chain. It is not the true 2D momentum.

For TBG, H_M is

$$H_M = \sum_{\mathbf{k}} \sum_{nm} (F_{nm}^0(\mathbf{Q}^0) e^{ik_x^0 Q_y^j l_B^2} e^{i\Delta Q_y^j l_B^2 j} + \sum_{j=1,2} e^{ik_2} F_{nm}^0(\mathbf{Q}^j) e^{i(k_x^0 Q_y^j + \frac{1}{2} Q_x^j Q_y^j) l_B^2} e^{i\Delta Q_y^j l_B^2 j}) f_{\alpha; n; j}^\dagger(\mathbf{k}) T_{\alpha\beta}^j f_{\beta; m; j}(\mathbf{k}) \tag{A15}$$

where $T_{\alpha\beta}^j$ is the inter-layer moiré hopping matrix. We have $T_{tb}^j = T_{bt}^{j\dagger} = T^j$. Here t, b means top and bottom layer. The momentum transfer is $\mathbf{Q}_1 = (0, \frac{4\pi}{3a_M})$, $\mathbf{Q}_2 = (-\frac{2\pi}{\sqrt{3}a_M}, -\frac{2\pi}{3a_M})$ and $\mathbf{Q}_3 = (\frac{2\pi}{\sqrt{3}a_M}, -\frac{2\pi}{3a_M})$.

$$T^j = t_M \begin{pmatrix} \alpha & e^{-i\varphi(j-1)} \\ e^{i\varphi(j-1)} & \alpha \end{pmatrix} \tag{A16}$$

where $\varphi = \frac{2\pi}{3}$. $\alpha \leq 1$ is a parameter to incorporate lattice relaxation. We use $\alpha = 0.8$ in our calculation.

Appendix B: Landau levels when $\beta < 0$

In the main text we show that a C_3 breaking with $\beta > 0$ can reduce the degeneracy to four fold. Here we discuss the case with $\beta < 0$. As is shown in Fig. 6, each Landau level from the charge neutrality is still eight fold degenerate for $\beta < 0$. This implies that very specific form of C_3 is required to explain the experimental result of four fold degenerate Landau fan.

Appendix C: Landau fan at larger twist angle

For $\theta = 1.24^\circ$, the spectrum and the Wannier plots are shown in Fig. 7 and Fig. 8. Clearly even at this larger angle C_3 breaking can lead to four fold degenerate Landau fan at finite magnetic field, even though the band width is as large as 40 meV here.

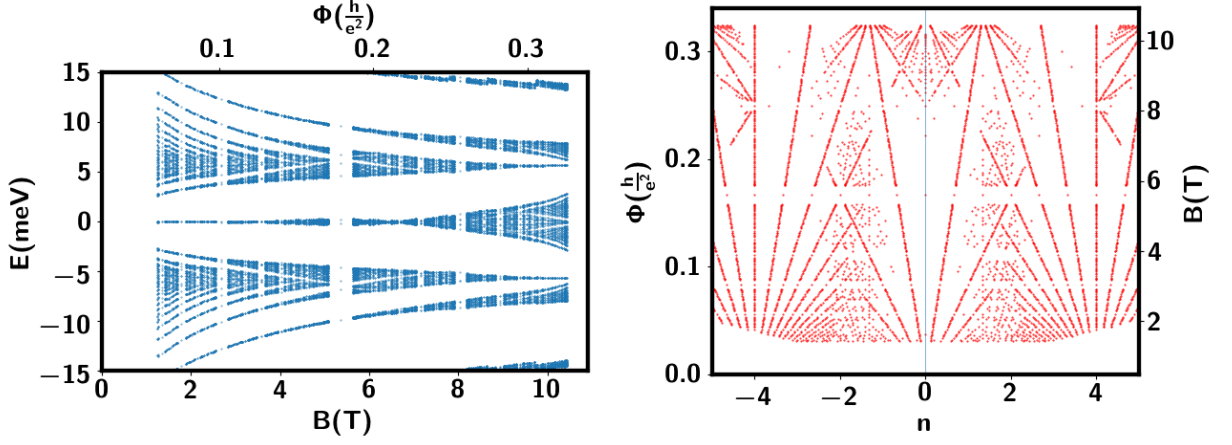


FIG. 6: The Landau fan with C_3 breaking parameter $\beta = -0.03$ at twist angle $\theta = 1.15^\circ$. C_2 symmetry is preserved. In contrast to positive β , there is no splitting of the Landau levels and the Landau fan is eight fold degenerate.

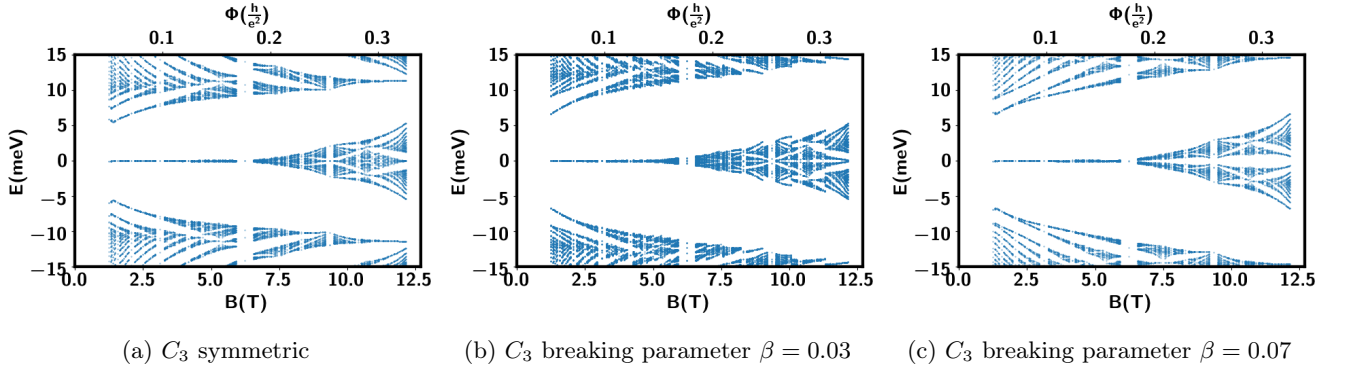


FIG. 7: Hofstadter butterfly spectrum at $\theta = 1.24^\circ$ for various C_3 breaking parameters. C_2 symmetry is preserved. For $\beta = 0.07$, one can see obvious splitting of $|n| \geq 1$ Landau levels when energy is larger than 8 meV. Correspondingly, the splitting happens above a critical magnetic field $B_c(n=1) \approx 1.2$ T and $B_c(n=2) \approx 2.4$ T. They satisfy the scaling $B_c(n) \sim \frac{1}{|n|}$ derived from semiclassical picture in the main text.

Appendix D: Landau Fan with C_2 Breaking

Recent experiments have seen signatures of C_2 breaking^{4,5}. A typical C_2 breaking term is just the staggered potential:

$$H_{C_2} = M_t \psi_t^\dagger \sigma_z \psi_t + M_b \psi_b^\dagger \sigma_z \psi_b \quad (D1)$$

where M_t, M_b is the staggered potential strength for top and bottom layer. σ is a Pauli matrix in the A, B sublattice subspace.

For C_2 breaking coming from alignment with the top (bottom) h-BN layer, we have $M_t = M, M_b = 0$ ($M_t = 0, M_b = M$).

For C_2 breaking from spontaneous symmetry breaking, a natural choice is $M_t = M_b = M$ ²⁸. Alignment with both top and bottom h-BN layers also gives this term.

In the following we discuss the Landau fan close to neutrality from the above two different C_2 breaking ansatz.

1. Zeroth Landau levels

We start from the $n = 0$ Landau level with an emphasis on the observed $\nu = \pm 2$ sequence^{4,5}. When C_2 is preserved, there are two Dirac cones at K and K' of the MBZ for each spin-valley sector.

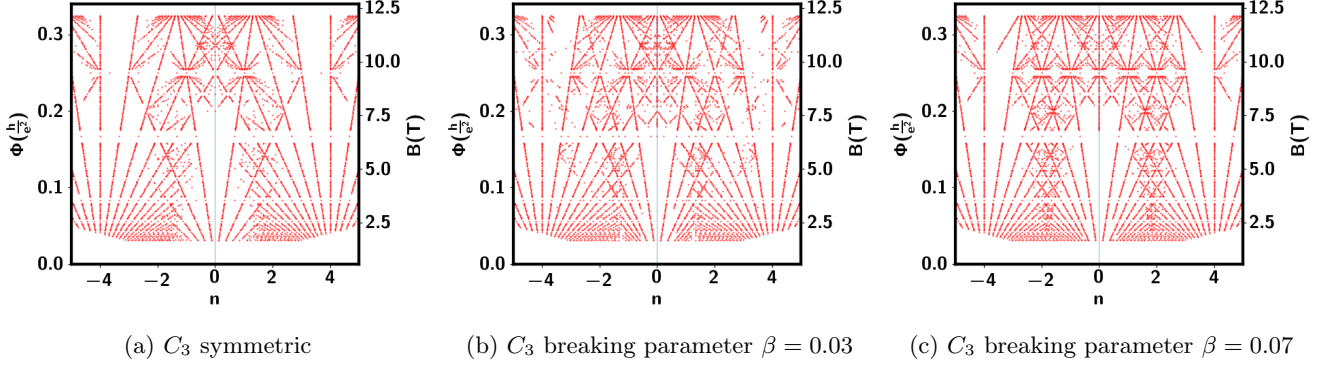


FIG. 8: Wannier plot at $\theta = 1.24^\circ$ for various C_3 breaking strength. C_2 symmetry is preserved. With $\beta = 0.07$, we can still see the sequence $n = \pm 8\Phi$ at magnetic field $B > 2.5$ T.

Let us suppress the spin index. For the Dirac cone at K (or K') of valley $a = \pm$, we can write a 2×2 effective model:

$$H_{eff} = \sum_{\mathbf{k}} \psi^\dagger(\mathbf{k}) \begin{pmatrix} M_{K,K'} & v_{eff}(k_x \mp ik_y) \\ v_{eff}(k_x \pm ik_y) & -M_{K,K'} \end{pmatrix} \psi(\mathbf{k}) \quad (D2)$$

where $\psi(\mathbf{k})$ is a two component spinor. Note that the pseudospin basis of $\psi(\mathbf{k})$ is a mixture of the sublattice and layer.

When $M_t = M_b$, mirror reflection guarantees $M_K = M_{K'}$. When $|M_t| \gg |M_b|$, we also expect $|M_K| \gg |M_{K'}|$. Let us make $M_t = M_b = 0$ first. Now we add magnetic field and get four zeroth Landau levels formed by $(\pm, K/K')$ for each spin sector. In total the zeroth Landau level has eight fold degeneracy. Next we treat M_t and M_b as small perturbation and add them on this eight fold degenerate $n = 0$ Landau level subspace. For the zeroth Landau level, it is well known that the pseudospin is polarized and locked to the valley. The $+, K$ and $+, K'$ eigenstate only contains ψ_1 component while the $-K$ and $-K'$ eigenstate only contains the component ψ_2 . Because of this special property, M_K and $M_{K'}$ (resulting from M_t and M_b) just shift the energy of the zeroth Landau level from (\pm, K) ((\pm, K')) by a constant energy $\pm M_K$ ($\pm M_{K'}$). The final result is that we have four groups of $n = 0$ Landau levels: two groups from valley $-$ at energy $-M_K$ and $-M_{K'}$, two groups from valley $+$ at energy $M_{K'}$ and M_K . This is clearly shown in Fig. 9. For $M_t = 5$ meV, $M_b = 0$, each of the four groups only has two fold spin degeneracy. There should be a $\nu = \pm 2$ Quantum Hall sequence with the activation gap almost constant with the magnetic field. For $|M_t| \approx |M_b|$, we have $|M_K| \approx |M_{K'}|$. Therefore there are only two groups of $n = 0$ Landau levels. In this case the $\nu = \pm 2$ quantum Hall sequence should be quite weak or even absent without invoking interaction effects.

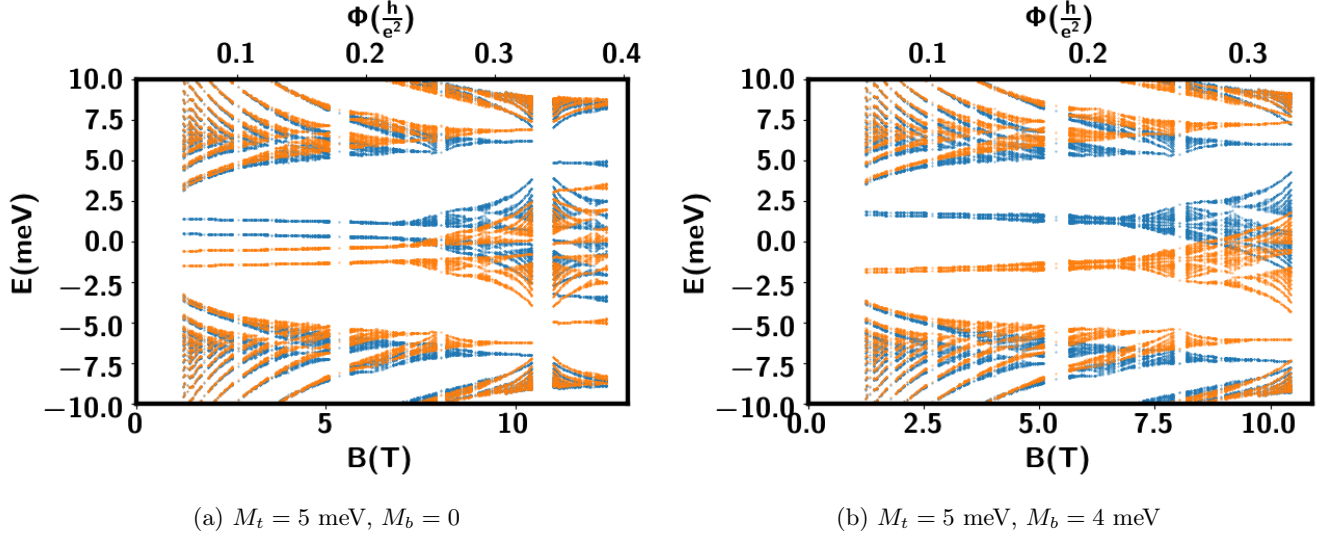


FIG. 9: Spectra at twist angle 1.15° for two different C_2 breaking ansatz. C_3 symmetry is preserved. The two colors indicate states in the two microscopic valleys. The zeroth Landau levels are split to four or two groups and do not disperse with magnetic field up to 8 Tesla. For the second plot with a small $|M_t| - |M_b|$, the splitting between K and K' state within each valley is very small. In this case, the $\nu = \pm 2$ quantum Hall sequence should be absent without invoking interaction effects.

2. Higher Landau Levels

For higher Landau levels, Ref. 4 observe four fold degeneracy. Here we try to give an explanation with C_2 breaking ansatz. With C_2 breaking, the only exact degeneracy at finite magnetic field is the two fold spin degeneracy (we ignore the small spin Zeeman coupling). However, for $n \geq 1$, the valley splitting is quite weak, as shown in Fig. 9. For $M_t = 5$ meV and $M_b = 0$, the mirror reflection is strongly broken. However, the $n \geq 1$ Landau levels from K and K' for each valley still overlap with each other. Therefore the $n \geq 1$ Landau levels have eight fold degeneracy as long as C_3 is not broken. With C_3 breaking, the Landau levels from K and K' will couple with each other and reduce the degeneracy to four fold, as discussed for C_2 symmetric case. We show the Wannier plots for several cases in Fig. 10. One can see that the ansatz with $M_t = M_b$ can not give the $\nu = \pm 2$ quantum Hall sequence regardless of whether C_3 is broken. The only ansatz which can reproduce the sequence $\pm 2, \pm 4, \pm 8, \pm 12, \dots$ in Ref. 4 is the one shown in Fig. 5 in the main text.

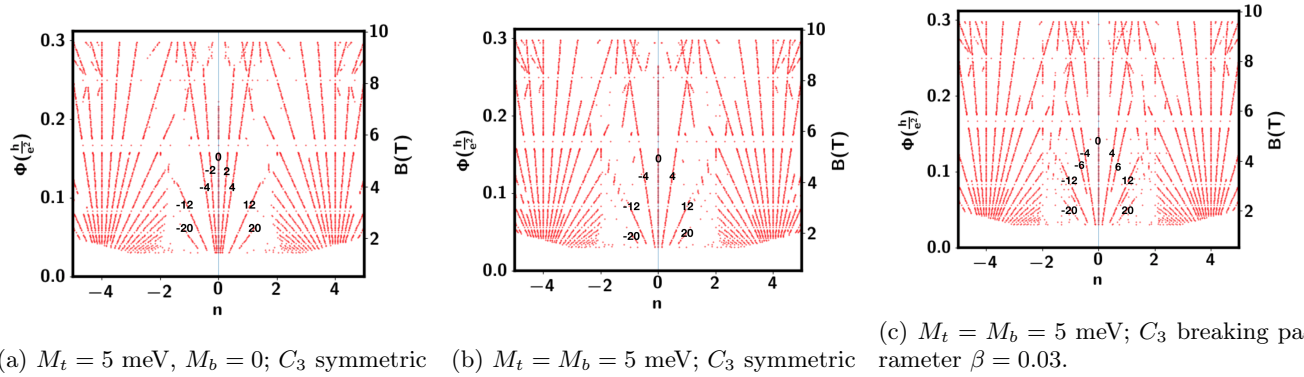


FIG. 10: Wannier plots for several C_2 and C_3 breaking ansatz at twist angle $\theta = 1.15^\circ$. None of these fully reproduce the Landau fan sequence $\pm 2, \pm 4, \pm 8, \pm 12, \dots$ in Ref. 4.