

HOG feature extraction from encrypted images for privacy-preserving machine learning

1st Masaki Kitayama
Tokyo Metropolitan University
Tokyo, Japan
kitayama-masaki@ed.tmu.ac.jp

2nd Hitoshi Kiya
Tokyo Metropolitan University
Tokyo, Japan
kiya@tmu.ac.jp

Abstract—In this paper, we propose an extraction method of HOG (histograms-of-oriented-gradients) features from encryption-then-compression (EtC) images for privacy-preserving machine learning, where EtC images are images encrypted by a block-based encryption method proposed for EtC systems with JPEG compression, and HOG is a feature descriptor used in computer vision for the purpose of object detection and image classification. Recently, cloud computing and machine learning have been spreading in many fields. However, the cloud computing has serious privacy issues for end users, due to unreliability of providers and some accidents. Accordingly, we propose a novel block-based extraction method of HOG features, and the proposed method enables us to carry out any machine learning algorithms without any influence, under some conditions. In an experiment, the proposed method is applied to a face image recognition problem under the use of two kinds of classifiers: linear support vector machine (SVM), gaussian SVM, to demonstrate the effectiveness.

Index Terms—encryption-then-compression block-based encryption, histogram of oriented gradients

I. INTRODUCTION

In recent years, cloud computing and edge computing that use resources of providers are rapidly spreading in many fields. However, there are some security concerns such as unauthorized use and leak of data, and privacy compromise [1]. For solving these privacy concerns for end-users, many researches has been conducted [2]–[5].

In this paper, we propose a scheme of histogram-of-oriented-gradients (HOG) feature extraction from encryption-then-compression (EtC) images, where HOG features are well-known features used mainly in computer vision [6], and EtC images are images encrypted by a block-based encryption method [7]–[13]. EtC images have been applied to privacy preserving machine learning algorithms, but HOG features are not extracted yet from EtC ones [14].

In the proposed method, we encrypt both training and test images by using the same key, then extract HOG features from the encrypted images and apply these features to machine learning algorithms. HOG feature extracted by using the proposed method is exact the same as those extracted from unencrypted images. In other words, the encryption gives no influence to the performance of machine learning algorithms with HOG features, while protecting visual information of images. In an experiment, the proposed method is experimentally demonstrated to be effective for a face image recognition

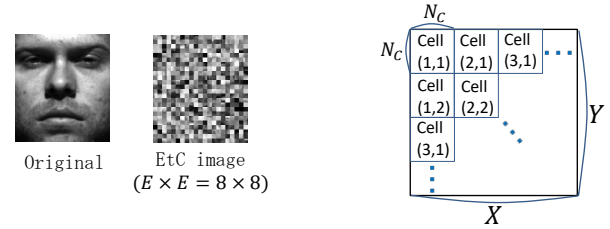


Fig. 1. Example of EtC images

Fig. 2. HOG cell separation.

problem with a machine learning algorithm such as SVM algorithms.

II. ETC IMAGES

We focus on EtC images which have been proposed for encryption-then-compression systems with JPEG compression [11], [12]. EtC images have not only almost the same compression performance as that of unencrypted images, but also enough robustness against various ciphertext-only attacks including jigsaw puzzle solver attacks [11].

The procedure of generating EtC images is summarized here.

- 1) Divide an image L with $X \times Y$ pixels into blocks B_m , $m = 1, 2, \dots, M$ with $E \times E$ pixels, and permute randomly the divided blocks using a random integer generated by a secret key K_1 , where M is the number of blocks in image L .
- 2) Rotate and invert randomly each block using a random integer generated by a key K_2 .
- 3) Apply the negative-positive transformation to each block using a random binary integer generated by a key K_3 . In this step, a transformed pixel value in i th block, p' is computed by

$$\begin{cases} p' = p & (r(i) = 0) \\ p' = 255 - p & (r(i) = 1) \end{cases}, \quad (1)$$

where $r(i)$ is a random binary integer generated by K_3 under the probability $P(r(i)) = 0.5$ and p is the pixel value of an original image with 8 bit per pixels (see Fig.1).

III. PROPOSED METHOD

In accordance with the procedure in Sec. II, image L is encrypted to generate an EtC image \tilde{L} which consists of M

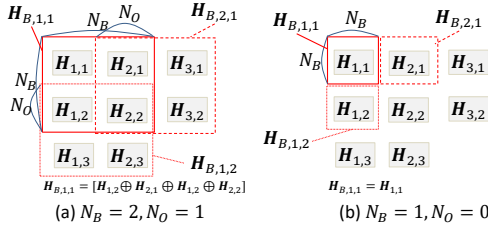


Fig. 3. HOG block. \oplus indicates the concatenation of vectors.

encrypted blocks \hat{B}_m . Next, HOG features are extracted from the EtC image \hat{L} as follows.

Step1. Differential Images: \hat{L} is divided into M' small grids $\hat{B}_m, m = 1, 2, \dots, M'$ with $E' \times E'$ pixels. A horizontal differentiating function $[\cdot]_H$ and a vertical differentiating function $[\cdot]_V$ are respectively defined. Then, a horizontal differential image $[\hat{B}'_m]_H$ and a vertical differential image $[\hat{B}'_m]_V$ are calculated from each EtC block \hat{B}'_m respectively as

$$[\hat{B}'_m]_H(x, y) = \begin{cases} \hat{B}'_m(x+1, y) - \hat{B}'_m(x-1, y) & (2 \leq x \leq E' - 1) \\ \hat{B}'_m(2, y) - \hat{B}'_m(1, y) & (x = 1) \\ \hat{B}'_m(E', y) - \hat{B}'_m(E' - 1, y) & (x = E') \end{cases}, \quad (2)$$

$$[\hat{B}'_m]_V(x, y) = \begin{cases} \hat{B}'_m(x, y+1) - \hat{B}'_m(x, y-1) & (2 \leq y \leq E' - 1) \\ \hat{B}'_m(x, 2) - \hat{B}'_m(x, 1) & (y = 1) \\ \hat{B}'_m(x, E') - \hat{B}'_m(x, E' - 1) & (y = E') \end{cases}, \quad (3)$$

where $[\hat{B}'_m]_H(x, y)$, $[\hat{B}'_m]_V(x, y)$ and $\hat{B}'_m(x, y)$ are pixel values of $[\hat{B}'_m]_H$, $[\hat{B}'_m]_V$ and \hat{B}'_m respectively at a coord $(x, y), x \in \{1, 2, \dots, E'\}, y \in \{1, 2, \dots, E'\}$.

Step2. Gradient Direction and Strength Maps: A gradient direction map θ_m and a gradient strength map I_m are computed from the $[\hat{B}'_m]_H$ and $[\hat{B}'_m]_V$, respectively, according to the equations

$$I_m(x, y) = \sqrt{[\hat{B}'_m]_H^2(x, y) + [\hat{B}'_m]_V^2(x, y)} \quad (4)$$

$$\theta_m(x, y) = \tan^{-1} \frac{[\hat{B}'_m]_V(x, y)}{[\hat{B}'_m]_H(x, y)}, \quad (0 < \theta_m(x, y) \leq \pi) \quad , \quad (5)$$

where $I_m(x, y)$ and $\theta_m(x, y)$ are pixel values of I_m and θ_m respectively at a coord (x, y) . $\{I_m\}$ are combined into one gradient strength map I with $X \times Y$ pixels. $\{\theta_m\}$ are also combined into θ .

Step3. Gradient Histograms: As shown in Fig.2, maps I and θ are commonly divided into small grids called "HOG cells" with $N_C \times N_C$ pixels, where the parameter N_C is referred to as "HOG cell size". First, $\theta(x, y)$ is quantized to angles $\frac{\pi}{2N}, \frac{3\pi}{2N}, \frac{5\pi}{2N}, \dots, \frac{(2N-1)\pi}{2N}$, where N is the quantization level of θ . Then, a gradient histogram $H_{i,j}, i = 1, 2, \dots, \frac{X}{N_C}, j = 1, 2, \dots, \frac{Y}{N_C}$, which is a histogram of $\theta(x, y)$ in a cell, is made up. The votes are weighted by $I(x, y)$.




Fig. 4. Examples of images from the dataset and the EtC ones.

Step4. HOG Blocks: Let us define HOG block $H_{B,i,j}$ as a group of one or multiple HOG cells (see Fig.3). $H_{i,j} \oplus H_{i,j+1}$ in Fig.3 means the concatenation of $H_{i,j}$ and $H_{i,j+1}$. Each HOG block consists of $N_B \times N_B$ HOG cells, where the parameter N_B is referred to as "HOG block size", and HOG blocks may have the overlap with N_O cells each other.

$H_{B,i,j}$ has $N \times N_B^2$ elements as

$$H_{B,i,j} = [H_{B,i,j}(1), H_{B,i,j}(2), \dots, H_{B,i,j}(N \cdot N_B^2)] \quad , \quad (6)$$

where $H_{B,i,j}(n)$ is the n -th element of $H_{B,i,j}$.

Step5. Block Normalization: Each element of $H_{B,i,j}$ is normalized as

$$H_{B,i,j}(n) = \frac{H_{B,i,j}(n)}{\|H_{B,i,j}\| + \varepsilon} \quad n = 1, 2, \dots, N \cdot N_B^2 \quad , \quad (7)$$

where ε is a small constant. The HOG feature of image \hat{L} is the vector produced by concatenating all normalized HOG blocks.

If HOG features are extracted from EtC images under the conditions of $E' = N_C = E$, $N_B = 1$, and $N_O = 0$, the features are the same as these extracted from unencrypted ones as demonstrated in Sec.IV.

IV. EXPERIMENT

A face image classification experiment was carried out under the use of linear SVM and gaussian SVM respectively. We used the Extended Yale Face Database B [15], which consists of 2432 frontal facial images with 168×192 pixels for 38 person. 64 images for each person were divided into half randomly for training data samples and queries. All the images are encrypted with block size $E = 8$. Figure 4 (a) and (c) show example images from the dataset, and Fig.(b) and (d) are the EtC images.

Figure 5 shows experiment results, where HOG feature extraction was carried out under two parameter conditions as shown in (a) and (b). To evaluate the effectiveness of the

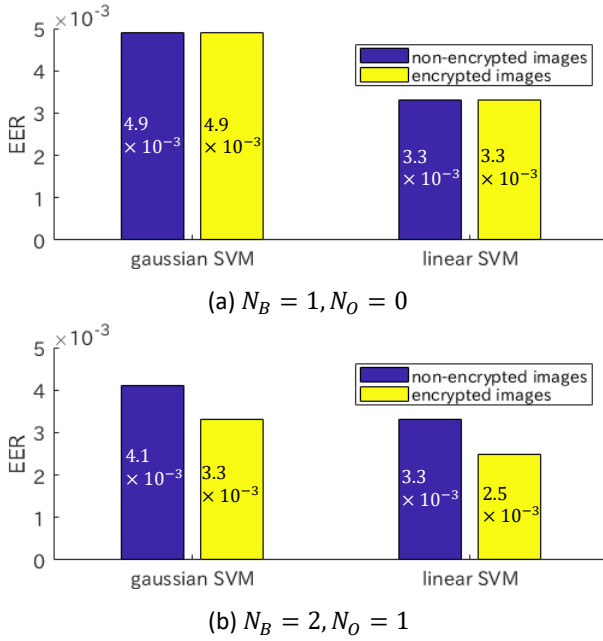


Fig. 5. Experiment results ($E' = N_C = E = 8, N = 10$).

proposed method, equal error rate (EER), which is the point at which false reject rate (FRR) is equal to false accept rate (FAR), was used. EER is acquired by changing the threshold of classification score. A lower EER value means the classifier has a better performance.

Figure 5 (a) indicates that the encryption did not give any effect to the performance of SVM algorithms under condition (a). Fig.5 (b) indicates the performance of SVM algorithms depends on parameter conditions such as N_B and N_O . Note that the figure also shows the good selection of N_B and N_O can improve the classification performance even when the encryption is carried out.

V. CONCLUSION

In this paper, we proposed an extraction method of HOG features from images encrypted by a block-based encryption method for privacy-preserving machine learning. We experimentally showed that the encryption did not give any effect to the performance of machine learning algorithms with HOG features extracted by the proposed method under some conditions explained in this paper.

REFERENCES

- [1] Chun-Ting Huang, Lei Huang, Zhongyuan Qin, Hang Yuan, Lan Zhou, Vijay Varadharajan, and C-C Jay Kuo, "Survey on securing data storage in the cloud," *APSIPA Trans. on Signal and Information Processing*, vol. 3, no. e7, pp. 1–17, 2014.
- [2] Mauro Barni, Giulia Droandi, and Riccardo Lazzeretti, "Privacy protection in biometric-based recognition systems: A marriage between cryptography and signal processing," *IEEE Signal Processing Magazine*, vol. 32, no. 5, pp. 66–76, 2015.

- [3] Wenjie Lu, Shohei Kawasaki, and Jun Sakuma, "Using fully homomorphic encryption for statistical analysis of categorical, ordinal and numerical data," *IACR Cryptology ePrint Archive*, vol. 2016, pp. 1163, 2016.
- [4] Haomiao Yang, Yunfan Huang, Yong Yu, Mingxuan Yao, and Xiaosong Zhang, "Privacy-preserving extraction of hog features based on integer vector homomorphic encryption," in *Proc. International Conference on Information Security Practice and Experience.*, Springer, 2017, pp. 102–117.
- [5] Reza Shokri and Vitaly Shmatikov, "Privacy-preserving deep learning," in *Proc. ACM SIGSAC conference on computer and communications security*, 2015, pp. 1310–1321.
- [6] Navneet Dalal and Bill Triggs, "Histograms of oriented gradients for human detection," in *Proc. IEEE International conference on Computer Vision and Pattern Recognition*, 2005, pp. 886–893.
- [7] Osamu Watanabe, Akira Uchida, Takahiro Fukuhara, and Hitoshi Kiya, "An encryption-then-compression system for jpeg 2000 standard," in *Proc. IEEE Acoustics, Speech and Signal Processing*, 2015, pp. 1226–1230.
- [8] Kenta Kurihara, Sayaka Shiota, and Hitoshi Kiya, "An encryption-then-compression system for jpeg standard," in *Proc. IEEE Picture Coding Symposium (PCS)*, 2015, pp. 119–123.
- [9] Kenta Kurihara, Masanori Kikuchi, Shoko Imaizumi, Sayaka Shiota, and Hitoshi Kiya, "An encryption-then-compression system for jpeg/motion jpeg standard," *IEICE Tran. on Fundamentals of Electronics, Communications and Computer Sciences*, vol. 98, no. 11, pp. 2238–2245, 2015.
- [10] Kenta Kurihara, Shoko Imaizumi, Sayaka Shiota, and Hitoshi Kiya, "An encryption-then-compression system for lossless image compression standards," *IEICE Trans. on information and systems*, vol. 100, no. 1, pp. 52–56, 2017.
- [11] Tatsuya Chuman, Kenta Kurihara, and Hitoshi Kiya, "On the security of block scrambling-based etc systems against jigsaw puzzle solver attacks," in *Proc. IEEE Acoustics, Speech and Signal Processing*, 2017, pp. 2157–2161.
- [12] Tatsuya Chuman, Warit Sirichotedumrong, and Hitoshi Kiya, "Encryption-then-compression systems using grayscale-based image encryption for jpeg images," *IEEE Trans. on Information Forensics and Security*, vol. 14, no. 6, pp. 1515–1525, 2019.
- [13] Warit Sirichotedumrong and Hitoshi Kiya, "Grayscale-based block scrambling image encryption using ycbcr color space for encryption-then-compression systems," *APSIPA Trans. Signal and Information Processing*, vol. 8, no. E7, 2019.
- [14] Takahiro Maekawa, Ayana Kawamura, Yuma Kinoshita, and Hitoshi Kiya, "Privacy-preserving svm computing in the encrypted domain," in *Proc. APSIPA Annual Summit and Conference*, 2018, pp. 897–902.
- [15] Athinodoros S. Georghiadis, Peter N. Belhumeur, and David J. Kriegman, "From few to many: Illumination cone models for face recognition under variable lighting and pose," *IEEE Trans. on pattern analysis and machine intelligence*, vol. 23, no. 6, pp. 643–660, 2001.