

How to avoid collisions in 3D-realizations for moving graphs

Jiayue Qi ^{*†}

To my dearest Grandma, Huiqin Dong.

Abstract

If we parameterize the positions of all vertices of a given graph in the plane such that distances between adjacent vertices are fixed, we obtain a moving graph. An L-linkage is a realization of a moving graph in 3D-space, by representing edges using horizontal bars and vertices by vertical sticks. Vertical sticks are parallel revolute joints, while horizontal bars are links connecting them. We give a sufficient condition for a moving graph to have a collision-free L-linkage. Furthermore, we provide an algorithm guiding the construction of such a linkage when the moving graph fulfills the sufficient condition, via computing a height function for the edges (horizontal bars). In particular, we prove that any Dixon-1 moving graph has a collision-free L-linkage and no Dixon-2 moving graphs have collision-free L-linkages, where Dixon-1 and Dixon-2 moving graphs are two classic families of moving graphs.

1 Introduction

In this section, we introduce the problem background and some related existing work. Given a graph, if we parameterize the position of each vertex in the plane so that any distance between adjacent vertices is constant, then this graph is called a moving graph. Notice that some moving graphs are induced by rigid motions, hence they do not necessarily “move” in the general sense. Examples of moving graphs can be found in [1, 2]. We also provide more examples of moving graphs in the later sections.

We realize a moving graph in 3D-space with some bars and sticks. Horizontal bars realize edges while vertical sticks realize vertices. We assign a different height to each horizontal bar. Horizontal bars are parallel and located at pairwise distinct heights and hence would not touch each other. Vertical sticks connect them, by going through the holes at the ends of horizontal bars. We call this kind of linkages L-linkages, or realizations of L-models. The concept of L-model is just the mathematical description of such linkages, which we will define precisely later on, in mathematical language. Figure 1 shows an L-linkage.

^{*}Johannes Kepler University Linz, Doctoral Program "Computational Mathematics" (W1214).

[†]Johannes Kepler University Linz, Research Institute for Symbolic Computation.



Figure 1: This is the realization of an L-model (i.e. an L-linkage) of a moving graph with the underlying graph structure being $K_{3,3}$, where $K_{3,3}$ denotes the complete bipartite graph with two independent sets and each independent set contains three vertices. The edges correspond to horizontal bars with holes, while the vertices correspond to vertical sticks. For detailed explanation of complete bipartite graphs see Section 3.

One observes a collision of an L-linkage at the time when a vertical stick (corresponds to vertices of the corresponding moving graph of the linkage) hits a horizontal bar (corresponds to edges of the corresponding moving graph of the linkage). The collisions depend on the choice of heights of the horizontal bars. Note that edge crossing is possible in some moving graphs. However, we set up horizontal bars all in different heights, which naturally avoids edge crossing in the corresponding L-linkage. We give a sufficient condition for such a linkage to be collision-free with respect to some height arrangement of edges. And we provide an algorithm for constructing an L-linkage in a collision-free way when the criterion is fulfilled. This condition can be helpful for the construction of the linkage — checking whether it can accomplish a full motion. Dixon-1 moving graphs and Dixon-2 moving graphs are two classic families of moving graphs. With this result we prove that there exists a collision-free L-linkage for every Dixon-1 moving graph. In addition, we prove that Dixon-2 moving graphs cannot be realized as a collision-free L-linkage.

Abel et al. showed that any polynomial curve can be traced by a non-crossing linkage [3]. One of the differences between our result and theirs is that we consider a motion (i.e. the traces of all vertices), not just tracing a curve of some single vertex. Another relevant result is by Gallet et al. [4]. They provide an algorithm which produces a linkage tracing any given planar rational curve without collisions. Our work differs from them in the sense that our algorithm deals with arbitrary moving graphs, not just those related to their linkages; also, they do not take into consideration the moving graphs Dixon-1 and Dixon-2. The result in [5] provides a method to better avoid collision for curved-bar-type linkages, while we focus on collision avoidance for straight-bar linkages. Collision-free path planning of planar linkages is also discussed in [6]. Our result can also be helpful in the collision-free path planning. Given a path, a corresponding linkage which draws that path can be designed with some method [4]. Then, our algorithm can check whether the linkage can be realized without collision, which contains the ability of checking whether the planned path can be realized in a collision-free way. The result in [7] also considers collision-avoidance. They introduce a specific design of a 6R-linkage in such a way that it does not collide with itself or other

equipment attached to it. Compare with their result, we consider the collision-free design for another type of linkages, namely L-linkages.

2 Problem statement

In this section, we describe the problem on which this paper focuses. For a clear problem statement we need to introduce some definitions first. These definitions help us build up the mathematical model precisely, behind the intuitional idea. If we view the linkage in Figure 1 from above, we get some idea of a “moving graph”.

Definition 1. Let $G = (V, E)$ be a connected graph. Let $F = \{f_v\}_{v \in V}$ be a set of continuous functions $f_v : \mathbb{R} \rightarrow \mathbb{R}^2$ such that the function $\|f_u(\cdot) - f_v(\cdot)\|$ is a positive constant for every edge $\{u, v\}$ in E . The pair (G, F) is called a **moving graph**.

We can fix the position of some vertex v and put one of its adjacent vertices v_1 on the x -axis. Let $\lambda_{i,j}$ be the fixed edge length for edge $\{i, j\}$. We can consider the equation system which contains equation $\|f_u(t) - f_v(t)\| = \lambda_{u,v}$ for each $\{u, v\} \in E$. If the corresponding solution set (in \mathbb{R}) has infinite cardinality, we say that the given moving graph is *mobile*. We also say that the parameterizations give a *mobile realization* of the underlying graph. The solution set is also called a configuration space. We can talk about the dimension of this space. The space has a positive dimension if and only if the given moving graph is mobile. When the solution set has finite cardinality, the given moving graph is *rigid*. For our collision problem, it only makes sense to consider the mobile moving graphs.

A moving graph $M = (G, F)$ is *finite* if G is a finite graph. The background problem that we are interested in is how to avoid collisions for L-linkages, hence we focus only on finite moving graphs in this paper.

We define a collision in a moving graph as when a vertex “hits” an edge.

Definition 2. Let $M = (G, F)$ be a moving graph, where $G = (V, E)$. Vertex $w \in V$ **collides with edge** $\{u, v\} \in E$ if and only if $w \notin \{u, v\}$ and there exists $t \in \mathbb{R}$ such that $f_w(t)$ lies on the line segment defined by points $f_u(t)$ and $f_v(t)$. Then $(w, \{u, v\})$ is called a **collision pair** of M . We denote by CP_M the set of all collision pairs of M .

Note that by definition, a vertex never collides with any edge containing this vertex. If we assign pairwise distinct (integer) height values for the edges, we obtain an L-model. This is the mathematical language for the Lego linkages (L-linkages) described in Section 1.

Definition 3. Let $M = (G, F)$ be a moving graph, where $G = (V, E)$. An **L-model** of M is a pair (M, h) , where $h : E \rightarrow \mathbb{Z}$ is an injective function assigning to each edge of G an integer height value. We call h the **height function** of M .

An *L-linkage* is a 3D-realization of an L-model, as described in Section 1. Although our original ambition is to avoid collisions for L-linkages, L-model is a concept in mathematical set-up that can help us better, in developing the whole theory. Hence, we focus more on this concept throughout the paper.

In some moving graphs, two (or more) edges can stay intersected for any $t \in \mathbb{R}$. However, we can prevent such situation being transferred to a collision problem in

the corresponding L-linkage, simply by placing all edges in pairwise distinct heights. Because we define the height function to be injective, so this would not be a problem in our setting. Therefore, we do not specifically consider this situation in the remaining context.

When we are given an L-model, we can realize the edges by horizontal bars by fixing the height of one edge and then placing the others accordingly. And we connect the end of those edges that are incident at the same vertex by a vertical stick going through the holes on the horizontal bars. In this way, we obtain the corresponding L-linkage of the given L-model. Note that during this process, only the relative height values matter. We can obtain a same L-linkage from two different L-models, as long as the relative height between any pair of edges coincides in these two L-models. On the contrary, we can also find out the height function of one corresponding L-model of a given L-linkage, by pre-fixing the height of an edge in the linkage.

Collision pairs are the “collisions” in a moving graph; also, they are the only reason for the corresponding L-linkage to have collisions. When we realize the moving graph M in an L-linkage, we observe that if the horizontal bar for edge e is then outside of the range of the vertical stick for vertex v — where (v, e) is a collision pair for M — then the collision which might have been caused by this collision pair is perfectly avoided. However, those collision pairs of M that do not fulfill this condition, still lead to collisions. Inspired by this fact, we define the collision-freeness of an L-model as follows.

Definition 4. Let $L = (M, h)$ be an L-model, where $M = (G, F)$ and $G = (V, E)$. It is **collision-free** if and only if

$$h(e') \notin \left[\min_{v' \in e \in E} h(e), \max_{v' \in e \in E} h(e) \right]$$

holds for any collision pair (v', e') in M . If a collision pair fulfills this condition, we say that it is **safe** (under function h). Hence, moving graph M has a collision-free L-model if and only if it has a height function h such that all collision pairs of M are safe under h .

In this paper, we focus on the following problem: **Given a finite moving graph, how to find a collision-free L-model for it.** In the engineering context, this can be expressed as: **Given a finite moving graph, how to construct a collision-free L-linkage for it.**

3 Collecting collision pairs

A graph is *complete* if there is an edge between any pair of vertices. An *independent set* of graph $G = (V, E)$ is a subset V' of the vertex set V such that there is no edge between vertices in V' . We say that graph $G = (V, E)$ is *bipartite* if and only if there exists a bipartition of the vertex set $V = V_1 \cup V_2$ such that both V_1 and V_2 are independent sets. And we call V_1 and V_2 *the two corresponding independent sets* of the bipartite graph G . We say that bipartite graph G with two independent sets V_1 and V_2 is *complete* if there is an edge connecting any two vertices v, u for $v \in V_1, u \in V_2$. We denote by $K_{m,n}$

the complete bipartite graph with m, n the cardinalities of its two independent sets respectively. See Figure 2 for an example of complete bipartite graph.

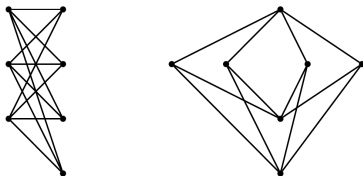


Figure 2: The left sub-figure is a complete bipartite graph with seven vertices, while two independent sets contain three and four vertices, separately. The right sub-figure is the same graph, while vertices of the two independent sets are transformed such that they lie on two orthogonal lines. This graph is denoted by $K_{3,4}$ (or $K_{4,3}$).

Let $M = (G, F)$ be a moving graph with $G = (V, E)$. We detect collisions of this moving graph just by collecting its collision pairs. We check whether (v, e) is a collision pair for all $v \in V$ and all $e \in E$. Collection of all collision pairs reflects the collision information of M . We implemented this program in Mathematica [8]. Now let us see an example for a clearer idea.

Example 1. Let $G = (V, E)$ be the complete bipartite graph $K_{4,3}$ with vertex set $V = \{1, 2, 3, 4, 5, 6, 7\}$ and two independent sets $V_1 = \{1, 2, 3, 4\}$, $V_2 = \{5, 6, 7\}$. The moving graph $M = (G, F)$ belongs to the family of Dixon-1 moving graphs [1], where F consists of the following functions:

$$\begin{aligned} f_1(t) &= (\sin t, 0), \\ f_2(t) &= (\sqrt{1 + \sin^2 t}, 0), \\ f_3(t) &= (-\sqrt{2 + \sin^2 t}, 0), \\ f_4(t) &= (\sqrt{3 + \sin^2 t}, 0), \\ f_5(t) &= (0, \cos t), \\ f_6(t) &= (0, \sqrt{1 + \cos^2 t}), \\ f_7(t) &= (0, -\sqrt{2 + \cos^2 t}). \end{aligned}$$

We proceed according to the definition of collision pairs. For each vertex u and edge $\{v, w\}$, we check if $f_u(t)$ lying on the line segment defined by $f_v(t)$ and $f_w(t)$ has a solution in \mathbb{R} : if it does, then $(u, \{v, w\})$ is a collision pair of M . By going through all pairs of vertex $v \in V$ and edge $e \in E$ (such that $v \notin e$), we get the collision pairs in M as follows:

$$(1, \{5, 2\}), (1, \{5, 3\}), (1, \{5, 4\}), (2, \{5, 4\}), (5, \{6, 1\}), (5, \{7, 1\}).$$

With this we conclude the process of collecting collision pairs, which is the first step on our way of trying to find a collision-free L-model for the given moving graph.

4 The partition condition

In this section, we explain a sufficient condition for a moving graph to have a collision-free L-model, which we call *the partition condition*. In order to introduce this condition, some preparations are needed. Let us gradually approach it.

After collecting the collision pairs of a given moving graph, we want to express this information in a nicer way — by a “collision graph”.

Definition 5. Let $M = (G, F)$ be a moving graph, where $G = (V, E)$. The **collision graph** $C = (V_C, E_C)$ of M is a directed graph such that $V_C = E$ and $\overrightarrow{e_i, e_j} \in E_C$ if and only if at least one of the vertices of e_i , denoted by v , collides with edge e_j in M , i.e., (v, e_j) is a collision pair of M , where $v \in e_i$ is one of the two incident vertices of e_i .

An *induced subgraph* $H = (V_1, E_1)$ of a given graph $G = (V, E)$ is another graph such that $V_1 \subset V$ and E_1 equals to the restriction of E on V_1 . That is to say, edge set E_1 is formed of all edges of G between any pair of vertices in V_1 . Then H is denoted by $G[V_1]$. An induced collision graph is an induced subgraph of some given collision graph.

Definition 6 (induced collision graphs). Let $M = (G, F)$ be a moving graph, where $G = (V, E)$. Let $S \subset E$, then the **collision graph of M induced by S** , denoted by $C[S]$, is the subgraph of C induced by S , where C is the collision graph of M .

We continue with Example 1. From the collision information collected in Example 1, we construct the collision graph C , as shown in Figure 3.

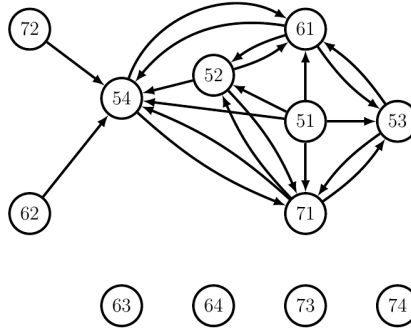


Figure 3: This is the collision graph C of the moving graph M given in Example 1. A directed edge $\{i, j\} \rightarrow \{k, l\}$ means either $(i, \{k, l\})$ or $(j, \{k, l\})$ is a collision pair of M . Note that in the figure we write ij for edge $\{i, j\}$, in order to have a more neat picture.

Definition 7. Let $C = (V_C, E_C)$ be a directed graph. If there exists a bipartition of V_C into V_1 and V_2 such that $C[V_1]$ and $C[V_2]$ are both acyclic, then we say that graph C fulfills **the partition condition**.

We say that a moving graph fulfills *the partition condition* if and only if its collision graph fulfills the partition condition. Now we are prepared for the main theorem.

Theorem 1. *Let $M = (G, F)$ be a finite moving graph, where $G = (V, E)$. If M fulfills the partition condition, then it has a collision-free L -model.*

In order to prove Theorem 1, we introduce an algorithm (see Algorithm 1) constructing the height function for the vertices of a given acyclic directed graph. We need some more preparations before the proof. First we introduce an order for the vertices of a directed graph.

Definition 8. *Let C be an acyclic directed graph. The **height order** on the vertex set of C — denoted by “ $<$ ” — is defined as: $i < j$ if and only if there is a (directed) path from i to j .*

Remark 1. *A strict partial order is a binary relation that is irreflexive, transitive and asymmetric. The height order defined above is a strict partial order.*

Proposition 1. *For a finite acyclic directed graph $C = (V, E)$, there exist(s) at least one minimal element in V with respect to the height order.*

Proof. If there was no minimal element in V under the height order, then there would be an infinite chain $v_1 > v_2 > \dots$ in V . Since there is no cycle in graph C , the elements in this chain are pairwise distinct. This contradicts the finiteness of the cardinality of V . \square

Algorithm 1: Constructing the height function for elements in V_C .

```

input : a finite acyclic directed graph  $C = (V_C, E_C)$ ; the height parameter
          $(k_0, i)$ 
output: the height function  $h : V_C \rightarrow Z$ 
1  $k \leftarrow k_0$  ;
2 while  $C$  is not a null graph do
3    $S :=$  collection of all minimal vertices in the vertex set of graph  $C$  under
   height order;
4    $C := C[V_C \setminus S]$ , where  $C[V_C \setminus S]$  is the subgraph of  $C$  induced by  $V_C \setminus S$ ;
5   while  $S \neq \emptyset$  do
6     Pick one element  $r$  in  $S$ , set  $h(r) := k$ ;
7      $S := S \setminus \{r\}$ ;
8      $k := k + i$ ;
9   end
10 end
11 return  $h$ .

```

Remark 2. *Null graph is a graph with no vertices or edges.*

Remark 3. *Note that the output of Algorithm 1 is not unique, due to the fact that there can be more than one minimal vertices under the height order in the considered directed graph, in each outer loop. This then leads to non-deterministic height assignments in the corresponding inner loops.*

In Algorithm 1, we add the height parameter as part of input data. The usage of this will be seen later on — we want to apply this algorithm to two directed graphs,

but with two different height parameters, in order to construct a collision-free height function for the given moving graph. Note that Algorithm 1 completes the height order which is a partial order, into a total order. Now we can prove the termination of Algorithm 1.

Termination of Algorithm 1. If C is not a null graph, by Proposition 1 there must exist at least one minimal vertex under the height order. Hence S is non-empty as long as C is not null. Then the step “ $C := C[V_C \setminus S]$ ” strictly reduces the number of vertices of graph C , when C is not a null graph. Since the given graph is finite, this algorithm terminates. \square

The following proposition spells out the essence for the proof of Theorem 1.

Proposition 2. *Let $M = (G, F)$ be a moving graph that fulfills the partition condition, where $G = (V, E)$. Let $C = (V_C, E_C)$ be the collision graph of M and let $C_L = (V_L, E_L)$ and $C_U = (V_U, E_U)$ be the two corresponding acyclic induced collision graphs (of C). After applying Algorithm 1 with height parameter $(1, 1)$ to C_U , and with height parameter $(0, -1)$ to C_L , we get a collision-free L -model of M .*

Remark 4. *The above mentioned process assigns to edges (of M) in V_U positive-integer height values, with the principle that $h(e_1) < h(e_2)$ if $\overrightarrow{e_1}, \overrightarrow{e_2} \in E_U$. Meanwhile, it assigns to edges (of M) in V_L non-positive-integer height values, with the principle that $h(e_1) > h(e_2)$ if $\overrightarrow{e_1}, \overrightarrow{e_2} \in E_L$.*

Proof of Proposition 2. Recall that vertices of the collision graph C are exactly the edges of M . In the sequel, whenever we talk about edges or vertices, we mean those with respect to the moving graph $M = (G, F)$, or the graph G — so as to make things less confusing.

Let (v, e) be any collision pair of M . Then, $\overrightarrow{e_1}, \overrightarrow{e} \in E_C$ if and only if $v \in e_1$, where e_1 is any edge of M . Without loss of generality, assume that $e \in V_U$ — the case for $e \in V_L$ can be argued analogously. Considering the distribution of vertex v as one of the two incident vertices of any edge e_1 in the graphs C_U and C_L , given that (v, e) is a collision pair. There are in total three cases:

- First, v shows up only in some edge(s) in graph C_U . In this case, Algorithm 1 guarantees that the height value of e_1 is strictly less than that of edge e , for all $\overrightarrow{e_1}, \overrightarrow{e} \in E_U$. Hence, height value of edge e is outside of the range of the height of edges (of M) containing v . That is to say, (v, e) is safe.
- Second, v shows up only in some edge(s) in graph C_L . In this case, Algorithm 1 guarantees that the height values of all edges containing vertex v are non-positive. Meanwhile, the height value of edge e is positive. Hence, we obtain that $h(e) \notin [\min_{v \in e' \in E} h(e'), \max_{v \in e' \in E} h(e')]$, (v, e) is safe.
- Third, v shows up in some edge(s) in graph C_U and in some edge(s) in graph C_L as well. From the above analysis, we know that edges containing v that are in V_L have non-positive height values and edges containing v that are in V_U has strictly less height values than edge e . Therefore, we have $h(e) \notin [\min_{v \in e' \in E} h(e'), \max_{v \in e' \in E} h(e')]$, (v, e) is safe.

Hence we obtain that all collision pairs in M are safe. By Definition 4, indeed we obtained a collision-free L-model of M after the stated process. \square

Proof of Theorem 1. Straightforward, from Proposition 2. \square

Remark 5. *From Proposition 2, we see that the height parameter in Algorithm 1 is useful, since we need to construct the edges of M in C_U from height 1 upwards, while those in C_L are constructed from height 0 downwards.*

For a clearer understanding towards Algorithm 1, we apply it to the moving graph M given in Example 1, so as to get a collision-free L-model.

Example 2. *We partition the edges of M into two parts:*

$$E_U = \{\{5, 1\}, \{5, 2\}, \{5, 3\}, \{5, 4\}\},$$

$$E_L = \{\{6, 1\}, \{6, 2\}, \{6, 3\}, \{6, 4\}, \{7, 1\}, \{7, 2\}, \{7, 3\}, \{7, 4\}\},$$

then from these two parts we construct the induced collision graphs C_U and C_L , individually — see Figure 4.

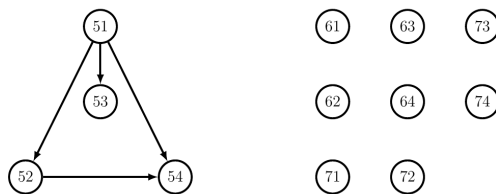


Figure 4: The left sub-figure is the collision graph of M described in Example 1 induced by edge set $\{\{5, 1\}, \{5, 2\}, \{5, 3\}, \{5, 4\}\}$ and the right sub-figure is the collision graph of M induced by edge set $\{\{6, 1\}, \{6, 2\}, \{6, 3\}, \{6, 4\}, \{7, 1\}, \{7, 2\}, \{7, 3\}, \{7, 4\}\}$. Note that in the figure we write ij for edge $\{i, j\}$, for convenience.

After applying Algorithm 1, according to Proposition 2, we get a height arrangement for some L-model as: $h(\{5, 4\}) = 4$, $h(\{5, 3\}) = 3$, $h(\{5, 2\}) = 2$, $h(\{5, 1\}) = 1$, $h(\{6, 1\}) = 0$, $h(\{6, 2\}) = -1$, $h(\{6, 3\}) = -2$, $h(\{6, 4\}) = -3$, $h(\{7, 1\}) = -4$, $h(\{7, 2\}) = -5$, $h(\{7, 3\}) = -6$, $h(\{7, 4\}) = -7$.

One can check that it indeed provides a collision-free L-model of M .

Note that the converse statement of Theorem 1 does not hold. That is to say, there exists a moving graph $M = (G, F)$, where $G = (V, E)$, which has a collision-free L-model but we cannot partition E into two parts E_1 and E_2 such that the induced collision graphs of M (respectively by E_1 and E_2) are both acyclic. We show it with the following example.

Example 3. *A moving graph fulfilling the above described conditions could be the one denoted by S_2 moving graph in [2, Corollary 4.8]. The formal definition of this moving*

graph (denoted by M in our paper) is as follows. Let $M = (G, F)$, where $G = (V, E)$, $V = \{1, 2, 3, 4, 5, 6, 7, 8\}$ and

$$E = \{\{1, 2\}, \{1, 4\}, \{1, 5\}, \{3, 2\}, \{3, 4\}, \{3, 5\}, \\ \{8, 2\}, \{8, 4\}, \{8, 5\}, \{1, 7\}, \{6, 7\}, \{6, 5\}, \{6, 4\}\}.$$

And F consists of the following functions, where $a = 1$, $b = \frac{11}{5}$, $c = \frac{3}{2}$:

$$\begin{aligned} s_1 &= \sqrt{b^2 - a^2 \cdot \sin^2 t}, \\ s_2 &= \sqrt{c^2 - a^2 \cdot \cos^2 t}, \\ f_1(t) &= (-a \cdot \cos t - s_1, -a \cdot \sin t - s_2), \\ f_2(t) &= (a \cdot \cos t - s_1, -a \cdot \sin t + s_2), \\ f_3(t) &= (a \cdot \cos t + s_1, a \cdot \sin t + s_2), \\ f_4(t) &= (-a \cdot \cos t + s_1, -a \cdot \sin t + s_2), \\ f_5(t) &= (-a \cdot \cos t + s_1, a \cdot \sin t - s_2), \\ f_6(t) &= (-3 \cdot a \cdot \cos t + s_1, -a \cdot \sin t - s_2), \\ f_7(t) &= (-3 \cdot a \cdot \cos t - s_1, -a \cdot \sin t - 3 \cdot s_2), \\ f_8(t) &= (-a \cdot \cos t - s_1, a \cdot \sin t + s_2). \end{aligned}$$

After the collision-detection process, we get the following collision pairs:

$$\begin{aligned} &(2, \{8, 4\}), (2, \{8, 5\}), (3, \{1, 4\}), (3, \{6, 4\}), (3, \{8, 4\}), (4, \{3, 2\}), (4, \{3, 5\}), \\ &(6, \{1, 5\}), (6, \{3, 5\}), (6, \{8, 5\}), (5, \{6, 4\}), (5, \{6, 7\}), (8, \{1, 2\}), (8, \{3, 2\}). \end{aligned}$$

One can check that the following height value assignments provide a collision-free L-model for M :

$$\begin{aligned} h(\{6, 7\}) &= 0, h(\{1, 4\}) = 1, h(\{6, 4\}) = 2, h(\{8, 4\}) = 3, h(\{3, 4\}) = 4, \\ h(\{6, 5\}) &= 5, h(\{8, 5\}) = 6, h(\{1, 5\}) = 7, h(\{1, 7\}) = 8, h(\{3, 5\}) = 9, \\ h(\{8, 2\}) &= 10, h(\{3, 2\}) = 11, h(\{1, 2\}) = 12. \end{aligned}$$

However, from the collision information of M , we know that $\overrightarrow{e_1, e_2}$, $\overrightarrow{e_2, e_1}$, $\overrightarrow{e_1, e_3}$, $\overrightarrow{e_3, e_1}$, $\overrightarrow{e_2, e_3}$ and $\overrightarrow{e_3, e_2}$ are all in E_C , where $e_1 = \{3, 2\}$, $e_2 = \{6, 4\}$, $e_3 = \{8, 5\}$ and E_C denotes the edge set of the collision graph $C = (V_C, E_C)$ of M . Hence, no matter how we try to bipartition V_C (i.e., E), we will get two among the edges e_1, e_2, e_3 in one group, say e_1 and e_2 . Then the edges $\overrightarrow{e_1, e_2}$ and $\overrightarrow{e_2, e_1}$ already form a cycle in the corresponding induced collision graph.

Therefore, we cannot partition V_C into two parts such that the induced collision graphs respectively of the two parts are both acyclic.

To sum up this section, we propose the following steps, on how to decide whether a moving graph has a collision-free L-model.

1. Collect the collision information of the given moving graph M , namely the collision pairs in M .

2. Construct the collision graph of this moving graph, denote it by C .
3. Decide whether C fulfills the partition condition, or equivalently, whether M fulfills the partition condition. If yes, with our algorithm we can get a collision-free L-model for M .

Remark 6. *If the answer to Step 3. is “no”, we can still apply a brute-force algorithm which in worst case needs the factorial of $|E|$ many steps. That is to say, try all possible (relative) height arrangements and check for each of them if it leads to a collision-free L-model.*

But how to decide whether C fulfills the partition condition in Step 3.? To make the theory complete, now we introduce a method which may improve the efficiency in some cases, compare to the brute-force method. We need the definition of “cycled subgraph” in order to explain this method. Note that the word “cycled” here just refers to the situation when there exist two edges between two vertices v_1 and v_2 , namely $\overrightarrow{v_1, v_2}$ and $\overrightarrow{v_2, v_1}$, in the directed graph. In this case, these two edges form a cycle in graph C . Therefore, these two vertices must stay in different induced collision graphs — if C fulfills the partition condition. We use this graph to depict such information.

Definition 9. *Let $C = (V, E)$ be a directed graph. Collect all vertices $v, u \in V$ such that $\overrightarrow{v, u}$ and $\overrightarrow{u, v}$ are both edges of C in set S . Then consider the graph $C[S]$. First, delete all the single edges. Then, view all edges between any two vertices as one single non-directed edge. We call the so-obtained graph the **cycled subgraph** of graph C .*

Example 4. *Let C denote the graph depicted in Figure 3. The cycled subgraph C_1 of C is shown in Figure 5.*

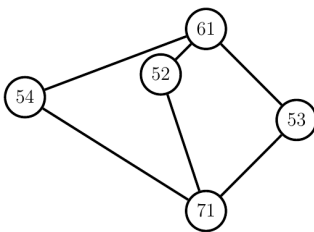


Figure 5: This is the cycled subgraph C_1 of graph C which is shown in Figure 3.

It is not hard to see that the following proposition holds since any edge in the cycled subgraph indicates a cycle in the given directed graph.

Proposition 3. *If the cycled subgraph $S = (V_S, E_S)$ of a directed graph $C = (V, E)$ is not bipartite, then the graph C does not satisfy the partition condition. Any bipartition of $V = V_L \cup V_U$ such that both $C[V_L]$ and $C[V_U]$ are acyclic induces a bipartition of V_S which gives the two independent sets of graph S .*

Proof. Suppose that graph C satisfies the partition condition and the two corresponding induced subgraphs are $C_L = (V_L, E_L)$ and $C_U = (V_U, E_U)$. If there exist $v_1, v_2 \in V_S \cap V_L$

such that $\{v_1, v_2\} \in E_S$, by the definition of cycled subgraph we know that the two edges $\overrightarrow{v_1, v_2}$ and $\overrightarrow{v_2, v_1}$ are both in E_L . This makes C_L cyclic, which is a contradiction. Hence, $\{v_1, v_2\} \notin E_S$. Analogously, we have that if $v_1, v_2 \in V_S \cap V_U$, then $\{v_1, v_2\} \notin E_S$. Hence, S is bipartite, the two independent sets of S are exactly $V_S \cap V_L$ and $V_S \cap V_U$ — note that $V_S \subset V_L \cup V_U = V$. \square

Remark 7. We see that a bipartition of the edges of the graph in Figure 3 such that the two obtained induced collision graphs are both acyclic, say the one stated in Example 2, includes a bipartition on the edge set

$$\{\{5, 2\}, \{5, 3\}, \{5, 4\}, \{6, 1\}, \{7, 1\}\}$$

of graph C_1 drawn in Figure 5 as follows:

$$\{\{5, 2\}, \{5, 3\}, \{5, 4\}\} \cup \{\{6, 1\}, \{7, 1\}\},$$

which also indicates a bipartite structure of graph C_1 — there are no edges in between vertices $\{\{5, 2\}, \{5, 3\}, \{5, 4\}\}$ or $\{\{6, 1\}, \{7, 1\}\}$.

Remark 8. Consider the S_2 moving graph. From Example 3, we know that the cycled subgraph of S_2 moving graph contains a triangle. Therefore, it cannot be bipartite, hence the S_2 moving graph does not fulfill the partition condition.

We hope that this, as a pre-step of the algorithm for deciding whether a given directed graph fulfills the partition condition, can save labor for us in some situation. Now we give an algorithm (see Algorithm 2) for deciding whether a given directed graph fulfills the partition condition.

Remark 9. In Algorithm 2, we consider each bipartition of $V_C \setminus V_S$ twice, i.e., consider them as ordered pairs, while the bipartitions of V_S are viewed as cardinality-two sets, considered only once. This is to make sure that we indeed go through all combinations of the bipartitions of V_S and those of $V_C \setminus V_S$, once.

Termination and correctness of Algorithm 2. Termination is obvious since the input is a finite graph. Correctness follows from Proposition 3. \square

When the collision information for some moving graph contains two vertices colliding with each other, then we already know that the range of these two vertices should not intersect in the L-model (so as to avoid collisions). This information can also save us some work when we try to find a collision-free height arrangement, but we will not go too much into details on it.

Note that our approach assumes that a moving graph, with the parameterization of the positions of the vertices in a variable t is given. Computing such a parameterization for a given graph with fixed edge lengths is a preliminary step, which in practice should be addressed before seeking a collision-free L-model for the moving graph. In this preliminary step, the corresponding configuration space is an algebraic curve in many cases. In general, parameterization of algebraic curves is a topic on its own and it is not the focus of this paper. There are many references available on this topic. Some details on algorithmic parameterization of rational curves can be checked in [9, Chapter 4], for instance. Examples of some computations on the traces of vertices for visualizing

Algorithm 2: Deciding whether a directed graph C fulfills the partition condition

input : a finite directed graph $C = (V_C, E_C)$
output : If C fulfills the partition condition, output the corresponding bipartition of V_C ; otherwise, output “No”.

```
1  $S = (V_S, E_S) \leftarrow$  the cycled subgraph of  $C$  ;
2 if  $S$  is not bipartite then
3   | return “No”
4 end
5 else
6   | Find all bipartitions of  $V_S$  such that both parts are independent sets of  $S$ ;
7   | Denote them by the sequence  $B_1, \dots, B_m$ , where  $B_i := \{p_i, q_i\}$  for  $1 \leq i \leq m$ ;
8   | List all bipartitions of  $V_C \setminus V_S$  as ordered pairs (hence each bipartition is
   |   considered twice) and denote the pairs by the sequence  $B'_1, \dots, B'_k$ , where
   |    $B'_i := (p'_i, q'_i)$  for  $1 \leq i \leq k$ ;
9   | for  $i$  from 1 to  $m$  do
10  |   | for  $j$  from 1 to  $k$  do
11  |     | Check whether  $(p_i \cup p'_j, q_i \cup q'_j)$  is a partition of  $V_C$  such that the
12  |       | induced subgraph of both parts are acyclic;
13  |       | if yes then
14  |         | | return  $(p_i \cup p'_j, q_i \cup q'_j)$ 
15  |         | end
16  |       | end
17  |     | end
18 end
return “No”
end
```

the moving graphs (via animations) are available in [10]. On the parameterization step for the two families of moving graphs that are discussed in this paper, we provide the following ideas: Formulas for Dixon-1 moving graphs can be obtained and verified by Pythagorean Theorem. Formulas for Dixon-2 moving graphs can be deduced by its defining equation system and its symmetry property.

With this we complete the description of our main results. In the coming sections, we apply the theory to two classical families of moving graphs: Dixon-1 and Dixon-2 moving graphs.

5 Dixon-1 moving graphs

In this section we focus on Dixon-1 moving graph family. The Dixon-1 construction can be applied to an arbitrary bipartite graph, giving a mobile realization; the so-obtained moving graph would be a *Dixon-1 moving graph*. In the sequel, we explain this construction in natural language. Let $G = (V, E)$ be an arbitrary bipartite graph and let V_1, V_2 be its two independent sets. Then, place the vertices in V_1 to the x -axis and those in V_2 to the y -axis, where by x -axis and y -axis we just refer to two orthogonal axes in the real plane. Note that the positions of vertices are not fixed, the only requirement is that the vertices in V_1 should stay on the x -axis, while those in V_2 should stay on the y -axis. One can check that the dimension of the configuration space is one for complete bipartite graphs. That is to say, we have one-degree of freedom to choose the position of vertices. It is a mobile realization of complete bipartite graphs, and also of all bipartite graphs in the cases of which then may have higher dimensional configuration spaces. See the right sub-figure of Figure 2 for one such placement of the vertices.

A more specific definition (with a fixed scale) for Dixon-1 moving graphs would be the following. Let m and n be positive integers and $K_{m,n}$ the complete undirected bipartite graph with $m+n$ vertices. Fix real numbers $0 < a_1 < \dots < a_{m-1}$ and $0 < b_1 < \dots < b_{n-1}$, $a_0 = b_0 = 0$. The two independent sets of vertices are $P := \{p_0, \dots, p_{m-1}\}$ and $Q := \{q_0, \dots, q_{n-1}\}$. We place p_i ($0 \leq i \leq m-1$) to x -axis and q_j ($0 \leq j \leq n-1$) to y -axis. The positions of the vertices of graph $K_{m,n}$ parameterized in the variable t are as follows:

$$\begin{aligned} f_{p_0}(t) &= (\sin t, 0), \\ f_{p_i}(t) &= (\pm\sqrt{a_i + \sin^2 t}, 0), \quad i > 0, \\ f_{q_0}(t) &= (0, \cos t), \\ f_{q_j}(t) &= (0, \pm\sqrt{b_j + \cos^2 t}), \quad j > 0. \end{aligned}$$

Note that we can choose the x -coordinate for $f_{p_i}(t)$ ($i > 0$) to be either positive or negative; the same rule applies to the y -coordinate for $f_{q_j}(t)$ ($j > 0$). We denote the first coordinate (x-coordinate) of the position of vertex v by $f_v(t)|_x$ and the second coordinate (y-coordinate) of it by $f_v(t)|_y$. We observe that the edge lengths are fixed. We compute the lengths for edges $\{p_i, q_j\}$ ($0 \leq i \leq m-1, 0 \leq j \leq n-1$) as follows:

$$\|f_{p_i}(t) - f_{q_j}(t)\| = \sqrt{a_i + \sin^2 t + b_j + \cos^2 t} = \sqrt{a_i + b_j + 1}.$$

The next theorem tells us the collision information of an arbitrary Dixon-1 moving graph.

Theorem 2. *The collision pairs of any Dixon-1 moving graph D (defined as above) are as follows:*

1. $(p_0, \{p_i, q_0\}) \in CP_D, i > 0.$
2. $(p_i, \{p_k, q_0\}) \in CP_D, \text{ for } k > i > 0 \text{ and } f_{p_k}(t)|_x \cdot f_{p_i}(t)|_x > 0.$
3. $(q_0, \{p_0, q_i\}) \in CP_D, i > 0.$
4. $(q_i, \{p_0, q_k\}) \in CP_D, \text{ for } k > i > 0 \text{ and } f_{q_k}(t)|_y \cdot f_{q_i}(t)|_y > 0.$

Proof. 1. In the case when $f_{p_i}(t) = (\sqrt{a_i + \sin^2 t}, 0)$: Solving the equation

$$\|f_{q_0}(t) - f_{p_0}(t)\| + \|f_{p_0}(t) - f_{p_i}(t)\| = \|f_{q_0}(t) - f_{p_i}(t)\|,$$

i.e.,

$$1 + \sqrt{a_i + \sin^2 t} - \sin t = \sqrt{a_i + 1},$$

we obtain that $t = \frac{\pi}{2} + 2 \cdot k \cdot \pi$ ($k \in \mathbb{Z}$) are in the solution set.

In the case when $f_{p_i}(t) = (-\sqrt{a_i + \sin^2 t}, 0)$: Solving the equation

$$\|f_{q_0}(t) - f_{p_0}(t)\| + \|f_{p_0}(t) - f_{p_i}(t)\| = \|f_{q_0}(t) - f_{p_i}(t)\|,$$

i.e.,

$$1 + \sin t + \sqrt{a_i + \sin^2 t} = \sqrt{a_i + 1},$$

we obtain that $t = -\frac{\pi}{2} + 2 \cdot k \cdot \pi$ ($k \in \mathbb{Z}$) are in the solution set. By definition of collision pairs, p_0 does not collide with edge $\{p_0, q_0\}$. Hence, $(p_0, \{p_i, q_0\}) \in CP_D, i > 0.$

Are these already all the collision pairs containing vertex p_0 ? Suppose that p_0 collides with edge $\{p_k, q_l\}$, $k, l > 0$, then there exists $t' \in \mathbb{R}$ such that $f_{p_0}(t')$ lies on the line segment defined by the points $f_{p_k}(t')$ and $f_{q_l}(t')$. Since $f_{p_0}(t')|_y = f_{p_k}(t')|_y = 0$, we have

$$f_{q_l}(t')|_y = \sqrt{b_l + \cos^2 t} = 0$$

or

$$f_{q_l}(t')|_y = -\sqrt{b_l + \cos^2 t} = 0.$$

However, $b_l > 0$ for $l > 0$, so neither of the above equations hold. We reach a contradiction. Therefore, $(p_0, \{p_i, q_0\})$ ($i > 0$) are already all the collision pairs of D that have p_0 as the vertex.

2. In the case when both $f_{p_i}(t)|_x$ and $f_{p_k}(t)|_x$ are positive: Solving the equation $\|f_{q_0}(t) - f_{p_i}(t)\| + \|f_{p_i}(t) - f_{p_k}(t)\| = \|f_{q_0}(t) - f_{p_k}(t)\|$, i.e.,

$$\sqrt{a_i + 1} + \sqrt{a_k + \sin^2 t} - \sqrt{a_i + \sin^2 t} = \sqrt{a_k + 1},$$

we see that $t = \frac{\pi}{2} + k_1 \cdot \pi$, $k_1 \in \mathbb{Z}$ are in the solution set.

When $f_{p_i}(t)|_x < 0$ and $f_{p_k}(t)|_x < 0$, the equation is the same, hence we obtain the same set of solutions. But are these already all the collision pairs containing vertex p_i ($i > 0$)? Suppose that p_i collides with edge $\{p_k, q_l\}$ for some $k < i$. Then there exists $t' \in \mathbb{R}$ such that the following equation holds:

$$\|f_{q_l}(t') - f_{p_i}(t')\| + \|f_{p_i}(t') - f_{p_k}(t')\| = \|f_{q_l}(t') - f_{p_k}(t')\|.$$

We obtain that $\|f_{q_l}(t') - f_{p_i}(t')\| \leq \|f_{q_l}(t') - f_{p_k}(t')\|$, i.e., $\sqrt{a_i + b_l + 1} \leq \sqrt{a_k + b_l + 1}$. However, $0 \leq a_k < a_i$ since $k < i$. We gained a contradiction. So, $(p_i, \{p_k, q_l\}) \notin CP_D$ when $k < i$.

Suppose that p_i collides with edge $\{p_k, q_l\}$ for $k > i > 0$. There exists $t' \in \mathbb{R}$ such that $f_{p_i}(t')$ lies on the line segment defined by $f_{q_l}(t')$ and $f_{p_k}(t')$. Since the y -coordinates of both $f_{p_k}(t')$ and $f_{p_i}(t')$ are zero, we obtain that $f_{q_l}(t')|_y = 0$. This leads to the restriction that $l = 0$, since $f_{q_l}(t')|_y \neq 0$ when $l > 0$.

Suppose that p_i collides with edge $\{p_k, q_0\}$ for $k > i > 0$ and the corresponding $t' \in \mathbb{R}$ makes $f_{p_k}(t')|_x \cdot f_{p_i}(t')|_x < 0$. Suppose that $f_{p_k}(t')|_x > 0$ and $f_{p_i}(t')|_x < 0$. Since both $f_{q_0}(t')|_x$ and $f_{p_k}(t')|_x$ are non-negative and $f_{p_i}(t')$ lies on the line segment defined by these two points, we obtain that $f_{p_i}(t')|_x \geq 0$. This contradicts the assumption $f_{p_i}(t')|_x < 0$. In the case when $f_{p_k}(t')|_x < 0$ and $f_{p_i}(t')|_x > 0$, the argument is analogous.

To sum up, $(p_i, \{p_k, q_0\})$ ($k > i$, $f_{p_k}(t)|_x \cdot f_{p_i}(t)|_x > 0$) are already all the collision pairs containing vertex p_i ($i > 0$).

3. Because of the symmetry of vertices in Q and vertices in P in the sense of exchanging x -axis with y -axis, the remaining proofs can be done analogously. The proof for item 3. is analogous to that of item 1.
4. The proof for item 4. is analogous to that of item 2. □

After some analysis on the collision information, we find out that we can apply the method introduced in Section 4 and then obtain a collision-free L-model for any Dixon-1 graph! Before we can talk about the main theorem of this section, we need to introduce a lemma, before which however, we need two definitions first.

Let $D_1 = (K_{m,n}, F_1)$ be a Dixon-1 moving graph with two independent sets $P := \{p_0, \dots, p_{m-1}\}$ and $Q := \{q_0, \dots, q_{n-1}\}$ such that all x -coordinates of the positions of vertices in $\underline{P} := P \setminus \{p_0\}$ have the same sign and all y -coordinates of the positions of vertices in $\underline{Q} := Q \setminus \{q_0\}$ have the same sign. Such Dixon-1 moving graphs are called **crowded**. Let $D_2 = (K_{m,n}, F_2)$ be any Dixon-1 moving graph with the same underlying graph $K_{m,n}$ as D_1 . Let D_2 be so that the only difference between D_1 and D_2 is on the difference between F_1 and F_2 — on the choices of the signs for x -coordinates of vertices in \underline{P} and y -coordinates of vertices in \underline{Q} . Then, we say that D_1 is the **crowded extreme** of D_2 .

Lemma 1. *Let D_1 be the crowded extreme of D_2 , where D_1, D_2 are two Dixon-1 moving graphs defined as above. Then, we have $CP_{D_2} \subset CP_{D_1}$.*

Proof. By Theorem 2 item 1., we have that $(p_0, \{p_i, q_0\}) \in CP_{D_2}$ and $(p_0, \{p_i, q_0\}) \in CP_{D_1}$ for $i > 0$. By Theorem 2 item 2., we have that $(p_i, \{p_k, q_0\}) \in CP_{D_2}$, for $k > i > 0$ and $f_{p_k}(t)|_x \cdot f_{p_i}(t)|_x > 0$. However, since all x -coordinates of the positions of vertices in \underline{P} have the same sign in D_1 , all these collision pairs in CP_{D_2} are in CP_{D_1} as well. The analyses for the collision pairs in CP_{D_2} described in item 3. and item 4. being in CP_{D_1} are analogous. Therefore, $CP_{D_2} \subset CP_{D_1}$. \square

Corollary 1. *Let D be an arbitrary Dixon-1 moving graph and let h be a height function of D such that (D, h) is a collision-free L-model. Let D' be any Dixon-1 moving graph of which the crowded extreme is D , then (D', h) is a collision-free L-model of D' .*

Proof. From Lemma 1, we know that all collision pairs of D' are collision pairs of D . Since h guarantees that all collision pairs in D are safe, h naturally guarantees that all collision pairs in D' are safe. Therefore, (D', h) is a collision-free L-model of D' . \square

Theorem 3. *Every Dixon-1 moving graph has a collision-free L-model.*

Proof. By Corollary 1, it suffices to show the existence of a collision-free L-model for any crowded Dixon-1 moving graph. Let $D = (K_{m,n}, F)$, $K_{m,n} = (V, E)$ be any crowded Dixon-1 moving graph with independent sets $P := \{p_0, \dots, p_{m-1}\}$ and $Q := \{q_0, \dots, q_{n-1}\}$. Recall that the edge set of D is

$$E = \{\{p_i, q_j\} \mid 0 \leq i \leq m-1, 0 \leq j \leq n-1\}.$$

Let $C = (V_C, E_C)$ be the collision graph of D , recall that $V_C = E$. In the sequel, we give a bipartition of the set E , into E_1 and E_2 , such that the two corresponding induced collision graphs $C[E_1]$ and $C[E_2]$ of D are both acyclic. We divide the edges in E into two groups as follows:

- $E_1 = \{\{p_i, q_0\} \mid 0 \leq i \leq m-1\}$;
- $E_2 = E \setminus E_1$.

By Theorem 2 item 1., there is a directed edge from $\{p_0, q_0\}$ to each of the other elements in E_1 in graph $C[E_1]$. By Theorem 2 item 2., there is a directed edge from $\{p_i, q_0\}$ to $\{p_k, q_0\}$ in graph $C[E_1]$ for all pairs (i, k) such that $i < k$. Theorem 2 tells us that these are all the edges in graph $C[E_1]$. We easily see that the graph is acyclic.

By Theorem 2 item 4., there is a directed edge from $\{p_j, q_i\}$ to $\{p_0, q_k\}$ for $k > i > 0$ and $j \geq 0$ in graph $C[E_2]$. These are all the edges of graph $C[E_2]$. Since these edges in $C[E_2]$ are directed from some edge of D with strictly smaller subscript on the q -vertex to some edge with strictly bigger subscript on the q -vertex, there is no cycle in graph $C[E_2]$.

By Theorem 1, D has a collision-free L-model. As Proposition 2 stated, we apply Algorithm 1 with height parameters $(1, 1)$ to $C[E_1]$ and $(0, -1)$ to $C[E_2]$, respectively. Then we obtain

$$\begin{aligned} h(\{p_i, q_0\}) &= i + 1, \\ h(\{p_l, q_j\}) &= -(j-1) \cdot (m+1) - l. \end{aligned}$$

This is the corresponding height function for a collision-free L-model of D ; moreover, it induces a collision-free L-model for any Dixon-1 moving graph which has D as its crowded extreme as well, by Corollary 1. \square

Example 5. *Example 2 uses exactly the same grouping (of edges) as stated in the proof of Theorem 3. And the height function obtained coincides with the result as if we compute using the above formulae. Let us again greet this running example.*

Let $M = (K_{3,4}, F)$, where F is the set of functions given in Example 1. Two independent sets of $K_{3,4}$ are $P = \{p_0 = 1, p_1 = 2, p_2 = 3, p_3 = 4\}$ and $Q = \{q_0 = 5, q_1 = 6, q_2 = 7\}$. Then it is not hard to check that the grouping of edges and the height function obtained in Example 2 indeed coincide with those provided in the proof of Theorem 3.

However, note that there are also other possible output height functions of Algorithm 1 which provide collision-free L -models of M , by Remark 3.

6 Dixon-2 moving graphs

In this section we discuss another class of moving graphs — Dixon-2 moving graph family. The Dixon-1 construction applies to any bipartite graph, however, the Dixon-2 construction only applies to the complete bipartite graph $K_{4,4}$ and its subgraphs.

To say it in natural language: Fix vertices 1 and 5 in the first quadrant of the coordinate system. Let vertex 2 be symmetric to vertex 1 with respect to y -axis, let vertex 4 be symmetric to vertex 1 w.r.t. x -axis, and let vertex 3 be symmetric to vertex 1 w.r.t. the origin. Let vertex 6 be symmetric to vertex 5 w.r.t. y -axis, let vertex 8 be symmetric to vertex 5 w.r.t. x -axis, and let vertex 7 be symmetric to vertex 5 w.r.t. the origin. Note that here x -axis refers to the horizontal axis and y -axis refers to the vertical axis, as in the convention. Let Group One consist of vertices 1, 2, 3, 4 and Group Two constitute of vertices 5, 6, 7, 8. Then we add an edge between any vertex in group one and any vertex in group two, forming a bipartite graph $K_{4,4}$. This is the Dixon-2 construction. To apply it to any subgraph, simply take the substructure of this construction. If we apply this construction to $K_{4,4}$, we then obtain a *Dixon-2 moving graph*. See Figure 6 for a visualization.

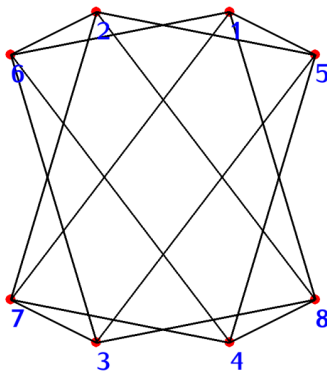


Figure 6: This is a static Dixon-2 moving graph.

Some other literature may include also those moving graphs obtained via applying the construction to proper subgraphs of $K_{4,4}$ in the Dixon-2 moving graph families;

our notion differs from them slightly. Now we give a more formal definition for Dixon-2 moving graphs as follows. Let the vertex set of $K_{4,4}$ be $\{1, 2, 3, 4, 5, 6, 7, 8\}$ and the two independent sets be $\{1, 2, 3, 4\}$ and $\{5, 6, 7, 8\}$. Let $b, c, d \in \mathbb{R}^+$ be such that $d > a$ and $b > a$ hold. The parameterizations of the positions of the vertices are as follows:

$$\begin{aligned}
s_1 &= \sqrt{b^2 - a^2 \cdot \sin^2 t}, \quad s_2 = \sqrt{d^2 - a^2 \cdot \cos^2 t}, \\
f_1(t) &= \left(\frac{a \cdot \cos t + s_1}{2}, \frac{a \cdot \sin t + s_2}{2} \right), \\
f_2(t) &= \left(-\frac{a \cdot \cos t + s_1}{2}, \frac{a \cdot \sin t + s_2}{2} \right), \\
f_3(t) &= \left(-\frac{a \cdot \cos t + s_1}{2}, -\frac{a \cdot \sin t + s_2}{2} \right), \\
f_4(t) &= \left(\frac{a \cdot \cos t + s_1}{2}, -\frac{a \cdot \sin t + s_2}{2} \right), \\
f_5(t) &= \left(\frac{-a \cdot \cos t + s_1}{2}, \frac{-a \cdot \sin t + s_2}{2} \right), \\
f_6(t) &= \left(-\frac{-a \cdot \cos t + s_1}{2}, \frac{-a \cdot \sin t + s_2}{2} \right), \\
f_7(t) &= \left(-\frac{-a \cdot \cos t + s_1}{2}, -\frac{-a \cdot \sin t + s_2}{2} \right), \\
f_8(t) &= \left(\frac{-a \cdot \cos t + s_1}{2}, -\frac{-a \cdot \sin t + s_2}{2} \right).
\end{aligned}$$

We denote the coordinates of vertex 1 by (x_1, y_1) and those of vertex 5 by (x_5, y_5) . Then from the above parameterizations one can check that $x_1, y_1, x_5, y_5 > 0$ holds. We can acquire the coordinates of the other six vertices individually, by alternating the sign of one or both of the coordinates of either vertex 1 or vertex 5. Let $c \in \mathbb{R}^+$ such that $c^2 = b^2 + d^2 - a^2$ holds. Since $b, d > a$, we know that $c > b > a$ and $c > d > a$. Then we have the following four equations, where we require $x_1, y_1, x_5, y_5 > 0$ additionally.

$$\begin{aligned}
(x_1 - x_5)^2 + (y_1 - y_5)^2 &= a^2 \\
(x_1 + x_5)^2 + (y_1 - y_5)^2 &= b^2 \\
(x_1 + x_5)^2 + (y_1 + y_5)^2 &= c^2 \\
(x_1 - x_5)^2 + (y_1 + y_5)^2 &= d^2
\end{aligned}$$

Since $a^2 + c^2 = b^2 + d^2$, one can verify that the third equation is redundant. Actually, the above equation system has one-dimensional solution set, hence the realization is mobile. We see that the edge lengths are fixed as follows, where $l_{u,v} := \|f_u(t) - f_v(t)\|$ denotes the length of edge $\{u, v\}$:

$$\begin{aligned}
l_{1,5} = l_{2,6} = l_{3,7} = l_{4,8} &= a, \quad l_{1,6} = l_{2,5} = l_{3,8} = l_{4,7} = b, \\
l_{1,7} = l_{2,8} = l_{3,5} = l_{4,6} &= c, \quad l_{1,8} = l_{2,7} = l_{3,6} = l_{4,5} = d.
\end{aligned}$$

Since we require $x_1, y_1, x_5, y_5 > 0$, vertices 1 and 5 stay in the first quadrant; vertices 2 and 6 stay in the second quadrant; vertices 3 and 7 stay in the third quadrant and vertices 4 and 8 stay in the fourth quadrant. We call the vertices that are in the same quadrant **friend vertex** of each other.

Above, we define the Dixon-2 moving graphs in two different ways: one is via parameterizing the positions of the vertices using explicit functions on t , the other is by giving the equations that the coordinates of the vertices need to fulfill using implicit functions. Actually, these two ways are equivalent. To consider the collision-detecting equations, we can use both systems — the implicit one, or the explicit one. In the upcoming theorem, we analyze the collision information for an arbitrary Dixon-2 moving graph.

Theorem 4. *The collision pairs of any Dixon-2 moving graph D (defined as above) are as follows — written in 8 groups each of which illustrates the collision pairs of one vertex:*

1. $(1, \{5, 2\}), (1, \{5, 4\}), (1, \{5, 3\});$
2. $(5, \{1, 6\}), (5, \{1, 8\}), (5, \{1, 7\});$
3. $(2, \{6, 1\}), (2, \{6, 3\}), (2, \{6, 4\});$
4. $(6, \{2, 5\}), (6, \{2, 7\}), (6, \{2, 8\});$
5. $(3, \{7, 1\}), (3, \{7, 4\}), (3, \{7, 2\});$
6. $(7, \{3, 5\}), (7, \{3, 8\}), (7, \{3, 6\});$
7. $(4, \{8, 1\}), (4, \{8, 2\}), (4, \{8, 3\});$
8. $(8, \{4, 5\}), (8, \{4, 6\}), (8, \{4, 7\}).$

To sum up, elements in CP_D are $(i, \{k, l\})$, where $1 \leq i \leq 8$, k is the friend vertex of i , and l is in the same independent set with i .

Proof. Because of the symmetry property of Dixon-2 construction, it suffices to verify the collision situation for vertex 1. We will show that vertex 1 collides with all edges containing vertex 5 — its friend vertex — except for the edge $\{1, 5\}$, of course; and we will show that these are all the collision pairs containing vertex 1.

Solving the equation

$$\|f_1(t) - f_5(t)\| + \|f_1(t) - f_2(t)\| = \|f_5(t) - f_2(t)\|$$

which is equivalent to

$$\|(x_1, y_1) - (x_5, y_5)\| + \|(x_1, y_1) - (-x_1, y_1)\| = \|(x_5, y_5) - (-x_1, y_1)\|,$$

i.e., $a + 2 \cdot x_1 = b$, we obtain that

$$x_1 = \frac{b-a}{2}, \quad x_5 = \frac{a+b}{2}, \quad y_1 = y_5 = \frac{\sqrt{d^2 - a^2}}{2}$$

which is equivalent to $t = \pi + 2 \cdot k \cdot \pi$, $k \in \mathbb{Z}$. Hence $(1, \{5, 2\}) \in CP_D$. Solving the equation

$$\|f_1(t) - f_5(t)\| + \|f_1(t) - f_4(t)\| = \|f_5(t) - f_4(t)\|$$

which is equivalent to

$$\|(x_1, y_1) - (x_5, y_5)\| + \|(x_1, y_1) - (x_1, -y_1)\| = \|(x_5, y_5) - (x_1, -y_1)\|,$$

i.e., $a + 2 \cdot y_1 = d$, we obtain that

$$y_1 = \frac{d-a}{2}, y_5 = \frac{a+d}{2}, x_1 = x_5 = \frac{\sqrt{b^2 - a^2}}{2}$$

which is equivalent to $t = -\frac{\pi}{2} + 2 \cdot k \cdot \pi$, $k \in \mathbb{Z}$. Hence $(1, \{5, 4\}) \in CP_D$. Solving the equation

$$\|f_1(t) - f_5(t)\| + \|f_1(t) - f_3(t)\| = \|f_5(t) - f_3(t)\|$$

which is equivalent to

$$\|(x_1, y_1) - (x_5, y_5)\| + \|(x_1, y_1) - (-x_1, -y_1)\| = \|(x_5, y_5) - (-x_1, -y_1)\|,$$

i.e., $a + \sqrt{(2 \cdot x_1)^2 + (2 \cdot y_1)^2} = c$, we get

$$x_1 = \frac{1}{2} \sqrt{\frac{(b^2 - a^2)(c - a)}{c + a}}, x_5 = \frac{1}{2} \sqrt{\frac{(b^2 - a^2)(c + a)}{c - a}},$$

$$y_1 = \frac{1}{2} \sqrt{\frac{(c^2 - b^2)(c - a)}{c + a}}, y_5 = \frac{1}{2} \sqrt{\frac{(c^2 - b^2)(c + a)}{c - a}},$$

which is a solution fulfilling the implicit defining equation system of D and it is not hard to verify that $x_1, y_1, x_5, y_5 > 0$ holds. Hence $(1, \{5, 3\}) \in CP_D$.

Since vertex 1 by definition stays in the first quadrant, it is impossible for it to collide with edges that do not intersect the first quadrant. Therefore, the only edges remain to be considered for vertex 1 are $\{6, 4\}$ and $\{2, 8\}$. Because of the symmetry property of Dixon-2 construction, it suffices to consider whether $(1, \{6, 4\})$ is a collision pair or not. Solving the equation

$$\|f_1(t) - f_6(t)\| + \|f_1(t) - f_4(t)\| = \|f_6(t) - f_4(t)\|$$

which is equivalent to

$$\|(x_1, y_1) - (-x_5, y_5)\| + \|(x_1, y_1) - (x_1, -y_1)\| = \|(-x_5, y_5) - (x_1, -y_1)\|,$$

i.e., $a + 2 \cdot y_1 = c$, we get $y_1 = \frac{c-b}{2}$. Substituting it back to the explicit defining equation system of D , we obtain that $\sin t = -\frac{b}{a}$, which implies $|\sin t| > 1$. This contradicts the fact that $0 \leq |\sin t| \leq 1$. Hence $(1, \{6, 4\}) \notin CP_D$. There are in total three collision pairs of D that contains vertex 1, namely $(1, \{5, 2\})$, $(1, \{5, 4\})$, and $(1, \{5, 3\})$.

The collision situation for vertex 5 is analogous. By the symmetry property of Dixon-2 construction, collision situations for the remaining vertices can be obtained directly. \square

In the sequel, we prove that Dixon-2 moving graphs have no collision-free L-models.

Theorem 5. *There are no collision-free L-models for Dixon-2 moving graphs.*

Proof. We prove by contradiction. Let D be an arbitrary Dixon-2 moving graph and let h be a height function of D such that (D, h) is collision-free. Then, let us analyze the relative heights for edges of this moving graph.

Since vertex 5 collides with all edges containing vertex 1 (except for edge $\{1, 5\}$), there are no edges containing vertex 1 lying in between edge $\{1, 5\}$ and another edge containing vertex 5. Symmetrically, there are no edges containing vertex 5 lying in between edge $\{1, 5\}$ and another edge containing vertex 1. To conclude, the range of vertex 1 and that of vertex 5 intersect on edge $\{1, 5\}$. W.l.o.g., assume that edges containing vertex 1 (except for edge $\{1, 5\}$) have bigger height values than those containing vertex 5 (except for edge $\{1, 5\}$). Then we obtain

$$h(\{1, x\}) > h(\{1, y\}) > h(\{1, z\}) > h(\{1, 5\}) > h(\{u, 5\}) > h(\{v, 5\}) > h(\{w, 5\}),$$

where $\{x, y, z\} = \{6, 7, 8\}$ and $\{u, v, w\} = \{2, 3, 4\}$.

Now we claim that $h(\{4, 7\}) > h(\{3, 5\})$. Suppose this does not hold, i.e., $h(\{4, 7\}) < h(\{3, 5\})$. Then we obtain

$$h(\{1, 7\}) > h(\{3, 5\}) > h(\{4, 7\}).$$

Then we see that edge $\{3, 5\}$ is within the range of vertex 7, this contradicts the fact that the collision pair $(7, \{3, 5\})$ being safe. Hence we have $h(\{4, 7\}) > h(\{3, 5\})$. Now we claim that $h(\{3, 8\}) > h(\{4, 5\})$. Suppose this does not hold, i.e., $h(\{3, 8\}) < h(\{4, 5\})$. Then we obtain

$$h(\{1, 8\}) > h(\{4, 5\}) > h(\{3, 8\}).$$

Then we see that edge $\{4, 5\}$ is within the range of vertex 8, this contradicts the fact that the collision pair $(8, \{4, 5\})$ being safe. Therefore we obtain $h(\{3, 8\}) > h(\{4, 5\})$.

Thereafter, we try to analyze the relative heights of the edges $\{4, 7\}$ and $\{3, 8\}$. If $h(\{4, 7\}) > h(\{3, 8\})$, we have

$$h(\{4, 7\}) > h(\{3, 8\}) > h(\{4, 5\}).$$

Then we see that edge $\{3, 8\}$ is within the range of vertex 4, this contradicts the fact that the collision pair $(4, \{3, 8\})$ being safe. If $h(\{4, 7\}) < h(\{3, 8\})$, then we have

$$h(\{3, 5\}) < h(\{4, 7\}) < h(\{3, 8\}).$$

Then we see that edge $\{4, 7\}$ is within the range of vertex 3, this contradicts the fact that the collision pair $(3, \{4, 7\})$ being safe. Hence, no matter how we place edge $\{4, 7\}$ and edge $\{3, 8\}$ relatively, it always leads to some collision pair being unsafe under h , which contradicts the assumption of (D, h) being collision-free.

Hence, there are no collision-free L-models for any Dixon-2 moving graph. \square

As side products, we obtain the following two relatively trivial corollaries.

Corollary 2. *Dixon-2 moving graphs do not fulfill the partition condition. That is to say, there is no partition of the edges of any Dixon-2 moving graph into two parts E_L , E_U , such that the induced collision graphs C_L (by E_L) and C_U (by E_U) are both acyclic.*

Proof. If a Dixon-2 moving graph fulfilled the partition condition, then by Theorem 1, it would have a collision-free L-model, which contradicts Theorem 5. \square

Naturally, we define a **moving super-graph of M** to be a moving graph that contains the moving graph M as a substructure. Upon this concept, we have the following corollary.

Corollary 3. *Let $M = (G, F)$ with underlying graph $G = (V, E)$ be a moving super-graph of a Dixon-2 moving graph $D = (G_1, F_1)$ with underlying graph $G_1 = (V_1, E_1)$. Then, the moving graph M does not have any collision-free L-models.*

Proof. Suppose that (M, h') is a collision-free L-model. Since F equals F_1 when restricted to the vertex set V_1 , any collision pair (v, e) of D is also a collision pair of M . Then all collision pairs (v, e) of D are safe under h' , since (M, h') is a collision-free L-model. Now we define a function $h : E_1 \rightarrow \mathbb{Z}$ to be the restriction of $h' : E \rightarrow \mathbb{Z}$ on E_1 . Then for any $(v, e) \in CP_D$, $h(e)$ should be outside of the height range of vertex v in D ; otherwise $h'(e)$ would also be within the range of v in M , since the range of v in M is equal or wider than that in D . Then, all collision pairs of D are safe under h ; this contradicts Theorem 5. \square

We wind up the section by confirming that, in reality we cannot build any collision-free Lego models (as shown in Figure 1) or L-linkages for any Dixon-2 moving graph.

7 Acknowledgement

This research was funded by the Austrian Science Fund (FWF): Grant no.W1214-N15, project DK9; it was also supported by the strategic program “Innovatives OÖ 2020” by the Upper Austrian Government.

I am genuinely thankful to Josef Schicho for proposing this interesting problem to me, the parameterization of Dixon-2 moving graphs, suggestions on the previous-work part of this paper, comments on modifications, and offering me the Python code for the animation of Dixon-2 moving graphs (from which Figure 6 was screen-shot). I am sincerely grateful to Jan Legerský for reminding me of the edge intersection case, providing me with the parameterization of S_2 moving graphs, especially for all those down-to-each-sentence detailed comments on the previous manuscript, which to a great extent improve the quality of this paper. I thank Ralf Hemmecke for helping with debugging the collision-detection program.

References

- [1] A. C. Dixon. On certain deformable frameworks. *Messenger of mathematics*, 29(2):1-21, 1899.
- [2] G. Grasegger, J. Legerský, and J. Schicho. Graphs with Flexible Labelings allowing Injective Realizations. *Discrete Mathematics* 343, no. 6 (2020):111713.
- [3] A. Zachary, E. D. Demaine, M. L. Demaine, S. Eisenstat, J. Lynch, and T. B. Schardl. Who Needs Crossings? Hardness of Plane Graph Rigidity. In *32nd International Symposium on Computational Geometry (SoCG 2016)*. Schloss Dagstuhl-Leibniz-Zentrum fuer Informatik, 2016.
- [4] M. Gallet, C. Koutchan, Z. Li, G. Regenberger, J. Schicho, and N. Villamizar. Planar Linkages Following a Prescribed Motion. *Mathematics of Computation* 86, no. 303 (2017):473-506.
- [5] C. Zheng, T. Sun, and X. Chen. Deployable 3D Linkages with Collision Avoidance. In *Symposium on Computer Animation*, pp. 179-188. 2016.
- [6] Y. Chen, and M. Vidyasagar. Some Qualitative Results on the Collision-Free Joint Space of a Planar n-DOF Linkage. In *Proceedings. 1987 IEEE International Conference on Robotics and Automation*, vol. 4, pp. 1623-1630. IEEE, 1987.
- [7] S. J. Kirstukas, J. L. Lewis, and A. G. Erdman. 6R instrumented spatial linkages for anatomical joint motion measurement — part 1: design. *Journal of Biomechanical Engineering*, February 1992, 114(1): 92-100.
- [8] S. Wolfram. *The MATHEMATICA® book, version 4*. Cambridge university press, 1999.
- [9] R.S. Ferrer, S.P. Díaz, and F. Winkler. Rational algebraic curves: a computer algebra approach. Berlin: Springer, 2008 (ISBN 978-3-540-73725-4).
- [10] G. Grasegger, J. Legerský, and J. Schicho. On the Classification of Motions of Paradoxically Movable Graphs. *Journal of Computational Geometry*. December 2020, 11(1):548–575.