

Finite-size effects in exponential random graphs and cluster evaporation

A. Gorsky^{1,2} and O. Valba^{3,4}

¹ *Institute for Information Transmission Problems of the Russian Academy of Sciences, Moscow, Russia,*

² *Moscow Institute of Physics and Technology, Dolgoprudny 141700, Russia,*

³ *Department of Applied Mathematics,*

National Research University Higher School of Economics, 101000, Moscow, Russia,

⁴ *N.N. Semenov Institute of Chemical Physics of the Russian Academy of Sciences, 119991, Moscow, Russia.*

In this Letter we find numerically the strong finite-size effects in the critical behavior of Erdős-Rényi (ER) networks supplemented with chemical potentials for some motifs, in particular 2-stars and triangles. For the 2-star model above the critical value of the chemical potential a ground state looks as star-like graph with the finite set of hubs at ER parameter $p < 0.5$ or as the single cluster at $p > 0.5$. It is found that there exists the critical value of number of nodes $N^*(p)$ when the ground state undergoes clear-cut crossover and at $N > N^*(p)$ the network flows via a cluster evaporation to the state involving the small star in the ER environment. The similar evaporation of the cluster takes place at $N > N^*(p)$ in the Strauss model. We suggest that the entropic trap mechanism is relevant for microscopic mechanism behind the crossover regime. The possible analogies concerning the strong entropic finite-size effects in the holographic description of matrix black hole (BH) formation and evaporation are mentioned.

I. INTRODUCTION

Exponential random graphs provide examples of the Ising type systems analyzed via the conventional methods of the statistical physics and in general one can consider canonical, microcanonical and mixed ensembles. These cases correspond to introducing chemical potentials for relevant observables, fixing the values of these observables or combination of the chemical potentials for part of the observables and fixing the values of the rest. They can exhibit the critical behavior and have a rich phase structure in the space of some control parameters.

Let us recall the known examples of a critical behavior in exponential random graphs. The network ensemble supplemented with the chemical potential for the open triads (2-star model) has been solved in thermodynamic limit in mean-field approximation in dense regime [1] and in sparse regime [2]. The example of the phase transition in the exponential model in the canonical ensemble with the chemical potential for triangles has been found in [3]. The single complete graph above the critical value of positive chemical potential for triangles is formed, the phenomenon has been explained analytically in [4, 5]. At a negative chemical potential for triangles the network becomes bipartite below some critical value of chemical potential [6–8]. The critical behavior in microcanonical ensemble with fixed number of links and triangles has been considered in [9–11]. The mixed ensembles with fixed degrees and

chemical potential for triangles has been investigated in [12](see,also [13] for the previous study). It was discovered that above the critical value of a chemical potential the network gets defragmentated into the fixed number of weakly connected clusters.

The real networks are finite hence the role of the finite-size effects certainly is important for applications. Several aspects of the finite-size effects have been elaborated for the scale-free network where they induced the cut-off in a degree distribution [15–20]. The finite size effects influence the criticality of the epidemic processes [21, 22] while crossover regime at some network size N^* has been found also in the synchronization problem in the scale-free networks [14]. Very recently the example of the strong finite-size effect in the peculiar phase transition in the microcanonical ensemble of exponential random graphs has been found in [23].

The interesting analysis of the finite-size effects in the Anderson model on the random regular graphs (RRG) has been performed in [24–26]. There was the long-standing controversy concerning the ergodicity of the modes in the delocalized phase and the very existence of the delocalized non-ergodic phase of the Anderson model on RRG. The careful finite N analysis demonstrated that there is no additional phase transition between the ergodic and non-ergodic delocalized phases and instead there is the strong finite-size effect. At some value of N the system undergoes the crossover behavior from the near critical regime to the ergodic delocalized state. A kind of RG analysis has been developed in [26] which supports this picture.

The primary motivation for this study concerns the question about the influence of the finite-size effects on the critical behavior of the exponential random graphs. It was usually assumed [7, 8] on the basis of mean-field analysis that the transition to the thermodynamical limit is smooth. We investigated it numerically and it turned out that the exponential random graphs undergoes the crossover behavior at some finite $N^*(p)$ above the critical value of the chemical potential. The ground state of the network above the critical chemical potential looks differently at two sides of crossover. For the 2-star model above the critical value of the chemical potential the ground state looks as star-like graph of the finite set of hubs at $p < 0.5$ or as the single cluster at $p > 0.5$. It is found that there exists the critical value of number of nodes N^* when the ground state undergoes clear-cut crossover and at $N > N^*$ it flows to the small hub in the ER environment state via a cluster evaporation.

There are two ways to get the crossover regime. Following the first strategy it is useful to choose the chemical potential for the corresponding motives well above the critical value and vary N . There is crossover regime at some N when the the network ground state gets changed. Another way to capture the crossover regime involves the N dependence of the critical values of the chemical potentials. At $N < N^*$ critical chemical potential behaves as N^{-1} in agreement with the mean-field solutions to the 2-star and Strauss models while at $N > N^*$ their N -dependence changes drastically. Let us emphasize that the ground state above N^* involves several components with the different mean degrees and can not be captured via the naive mean-field analysis.

We shall briefly discuss the possible microscopic description of the cluster evaporation which is responsible for the crossover regime. Due to the non-homogeneity of the network there are the entropy gradients and therefore the entropic forces. We argue that the entropic trap could be one of the mechanisms responsible for the cluster evaporation. The emerging clusters in the matrix models provide the toy model for the black holes formed from the D0 particles in the holographic framework [27, 28]. Our findings concerning the role of $\frac{1}{N}$ effects

in the derivation of the ground state could be of some use for the microscopic analysis of the black hole formation and decay within the matrix model framework.

The paper is organized as follows. In Section 2 we consider the different aspects of the crossover behavior at some critical value N^* . In Section 3 we discuss the possible microscopic explanation of crossover and comment on the gravity analogies. Some open question are formulated in Conclusion.

II. FINITE SIZE EFFECTS AND THE CRITICAL BEHAVIOR OF 2-STAR AND STRAUSS MODELS

A. The models

We define an ensemble consisting of the set of all simple undirected ER graphs with N vertices and no self-edges (i.e., networks with either zero or one edge between each pair of distinct vertices). The partition function for the exponential networks reads as

$$Z = \sum_G e^{-H(G)} \quad (1)$$

where the measure in the sum over all graphs involves the chemical potentials for some types of motifs, that is some kind of subgraph. For the 2-star model the Hamiltonian reads as

$$H = \theta L(G) - \mu s(G), \quad (2)$$

where $L(G)$ is the number of links and $s(G)$ is the number of triads. For the Strauss model we have

$$H = \theta L(G) - \nu T(G), \quad (3)$$

where $T(G)$ is the number of 3-cycles.

In ER network the links are independent with probability p , that is $L = \frac{pN(N-1)}{2}$. The mean-field solution of 2-star model yields the consistency equation for the control parameters

$$p = \frac{1}{2} \left[\tanh(\mu N p - \frac{1}{2}\theta) + 1 \right] \quad (4)$$

There is the critical line in the model $\theta = \mu N$ corresponding to the first order phase transition which terminates at the second order transition critical point $\mu N = 1$.

To proceed exponential random model with numeric, we use the dynamic algorithm which replaces the numerical evaluation of the combinatorial problem (3) by running stochastic evolution of network (the discrete Langevin dynamics), starting from some initial configuration until the evolution converges. The initial state of the network is prepared by connecting any randomly taken pair of vertices with the probability p and the total number of links is fixed. Then, one randomly chooses arbitrary link, say, between vertices i and j (i, j) and switch it to some other pair (k, l) ($k \neq i, j$; $l \neq i, j$). The acceptance probability this elementary permutation is defined by the standard Metropolis rule. According to the graph

Hamiltonian, if under the elementary step the number of triads is increased or remains unchanged, a move is accepted, and if the number of triads is decreased by Δ , a move is accepted with the probability $e^{-\mu\Delta}$. The Metropolis algorithm runs repetitively for a large set of randomly chosen pairs of links, until it converges.

The Hamiltonian can be written in the form:

$$H(G) = \theta \sum_{i < j} a_{i,j} - \mu \sum_{i < j < k} a_{ij} a_{jk}, \quad (5)$$

where $a_{ij} = a_{ji}$ is an element of the adjacency matrix having value 1 if an edge exists between vertices i and j and 0 otherwise. If we consider the complement graph \tilde{G} ($b_{ij} = 1 - a_{ji}$), the Hamiltonian (5) keeps the same form:

$$H(\tilde{G}) \sim \alpha \sum_{i < j} b_{i,j} - \mu \sum_{i < j < k} b_{ij} b_{jk}, \quad (6)$$

where α is linear combination of θ, μ and the number of the vertices N .

In 2-star model [1] there is the phase transition at some critical μ_{cr} and at $\mu > \mu_{cr}$ a kind of the dense component gets emerged which depends on the mean vertex degree pN . Hence similar phase transition with the complete graph formation occurs for the complement graph \tilde{G} . The high-density network state described in [1] is a complete graph, for the fixed number of vertices the complement graph of this state has a star-like configuration (see Fig.1(d)). We compare analytically the ground state energies of two optimal configurations and found the following picture. If the link probability $p < 0.5$ the optimal configuration is a fat star-like graph (“fat star”), if $p > 0.5$ the ground state is a complete graph, $p = 0.5$ is a natural critical point (see Fig.1(d), Fig.2(d)). In the Strauss model at $\nu > \nu_{cr}$ the single complete graph gets emerged [3].

The thermodynamic limit $N \rightarrow \infty$ for the 2-star and Strauss models has been considered in the mean-field or graphon approaches [2, 7, 8]. It was claimed that in the thermodynamic limit $\mu_{cr} \propto N^{-1}$ and the models tend to the ER networks with rescaled probabilities p^* .

B. Crossover behavior at finite N

We have revisited numerically the transition to the thermodynamical limit in 2-star and Strauss model. Contrary to the general expectations it turned out that the transition is not smooth and there is the crossover value N^* where the ground state of network gets changed. The typical phase portrait of the model in the parameter (μ, N) plane is shown in Fig.3. For $p < 0.5$ it is convenient to calculate the degree assortativity coefficient which is defined as the Pearson correlation coefficient of degree between pairs of linked nodes:

$$r = \frac{L \sum_{i=1}^L j_i k_i - \left[\sum_{i=1}^L j_i \right]^2}{L \sum_{i=1}^L j_i^2 - \left[\sum_{i=1}^L j_i \right]^2}, \quad (7)$$

where L is the number of edges, j_i, k_i are the degrees of the nodes, connected by the link i . If the nodes of large degree are connected with nodes with a small number of links, the

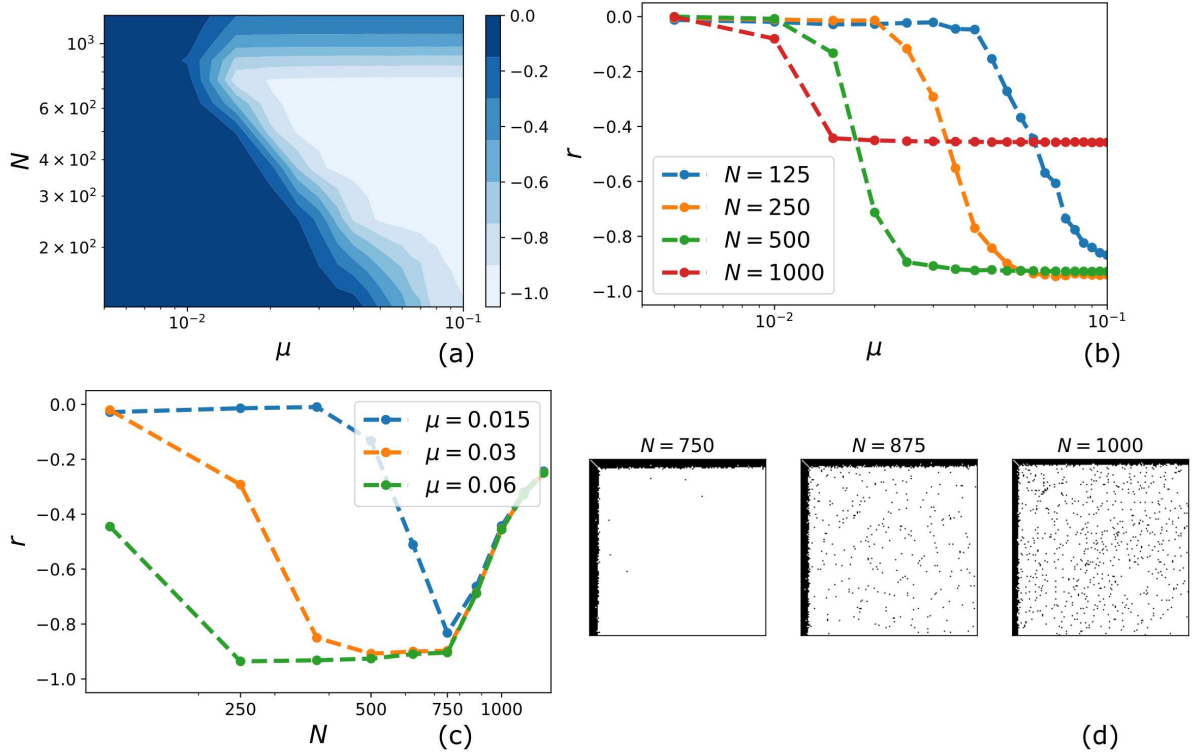


FIG. 1: Phase portrait of 2-star model in (μ, N) -plane for random graphs of $p = 0.1$: (a) density plot of the degree assortativity coefficient $r(\mu, N)$; (b) the assortativity in dependence on the chemical potential μ for different network sizes; (c) the assortativity in dependence on the network size N for different value of μ ; (d) typical adjacency matrices for different network size and $\mu = 0.1$. The results are performed over averaging of 100 realization.

assortativity is close to -1 , random graphs have the zero assortativity. The ground state for $N < N^*$ gets identified with the dissortative star-like state (“fat star”) while at $N > N^*$ we observe the smaller star-like graph with few hubs in the ER environment. The critical size is $N^* \approx 750$ for the network density $p = 0.1$. Let us emphasize that it differs from the mean-field solution when the ER network without any defects was predicted. In the mean-field solution it is assumed that the mean degree of the nodes is homogeneous and correspond to the dense cluster or ER phases. Our numerical analysis demonstrates that there is the phase at $N > N^*$ when the ground state involves at least two components with different degrees: few linked hubs and the ER vapor around.

For $p > 0.5$ we observe the same crossover behavior, but from the clustered network state at $N < N^*$ to the smaller star-like graph with few hubs in the ER environment $N > N_{cr}$. The respective phase portrait is shown in Fig.5.

If we fix the value of μ a bit above critical point it is possible to estimate the $N^*(p)$ dependence, substituting in (4) the critical line equation $\theta = \mu N$:

$$N^* = \frac{\ln p - \ln(1-p)}{\mu(2p-1)} \quad (8)$$

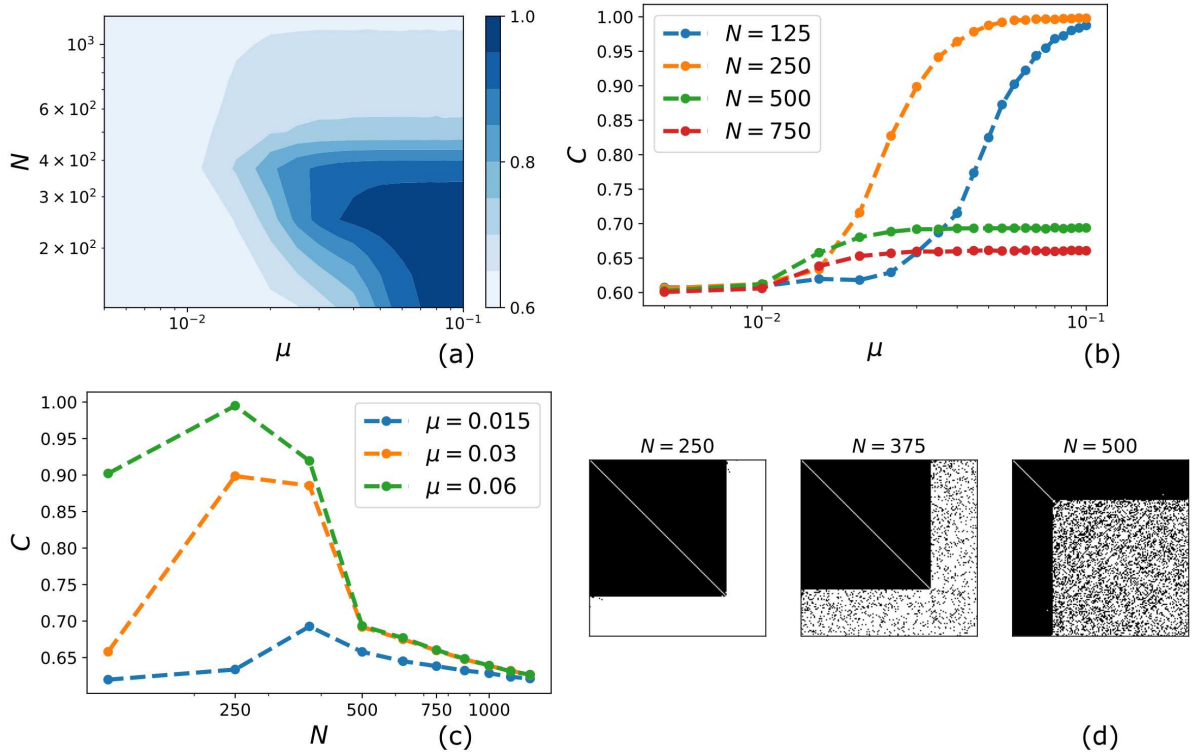


FIG. 2: Phase portrait of 2-star model in (μ, N) -plane for random graphs of $p = 0.6$: (a) density plot of the clustering coefficient $C(\mu, N)$; (b) the clustering coefficient in dependence on the chemical potential μ for different network sizes; (c) the clustering coefficient in dependence on the network size N for different value of μ ; (d) typical adjacency matrices for different network size and $\mu = 0.1$. The results are performed over averaging of 100 realization.

In the Strauss model the crossover does exist as well. At $p = 0.1$ and at $N < 750$ the critical value of chemical potential behaves as $\nu_{cr} \propto 1/N$ and the ground state above the phase transition is identified with the full graph. However at $p = 0.1$ and at $N > 750$ there is crossover regime when the complete graph starts to evaporate and the ground state looks as the single hub in the ER environment.

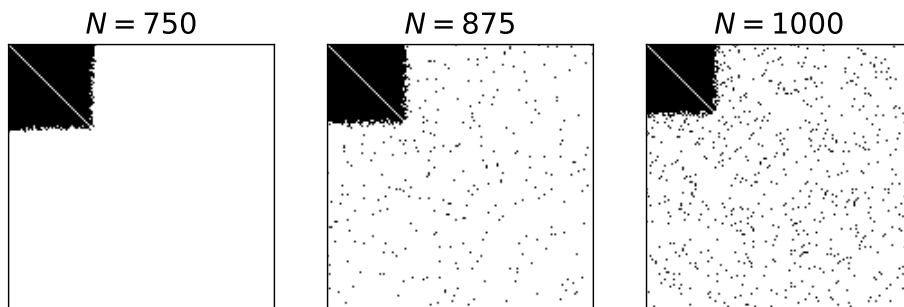


FIG. 3: Typical adjacency matrices of the Strauss model for different network sizes above the critical value of chemical potential ($\nu = 1.0$).

C. Comments on the spectral behavior

The spectral density is a good indicator of the the ground state of the network. There are some general principles governing the evolution of the spectral density as a function of chemical potential. First, usually the spectral density in the continuum part of the spectrum gets modified. Secondly the isolated eigenvalues appear at the clusterization phase transition since the number of the isolated eigenvalues corresponds to the number of clusters. The creation of the cluster has been identified as the eigenvalue instanton in [12].

Can we recognize the crossover behavior in the spectral evolution? The answer turns out to be positive and is pictured at Fig.4. We investigated the dependence of the spectral density on the chemical potential below and above N^* . At $N < N^*$ the spectral density becomes more narrow at the phase transition point. On the other hand at $N > N^*$ the behavior is more rich. First, as result of evaporation the isolated eigenvalues get appeared symmetrically with respect to the central zone. Since all hubs are identical in the “fat star”, the eigenvalues at fixed network are degenerate. However since the number of links is different in each ensemble they form two zones which are analogue of the non-perturbative zone found in [12]. Increasing N we increase the number of evaporated nodes which results into the interaction between the star nodes and lifting the degeneration of the eigenvalues.

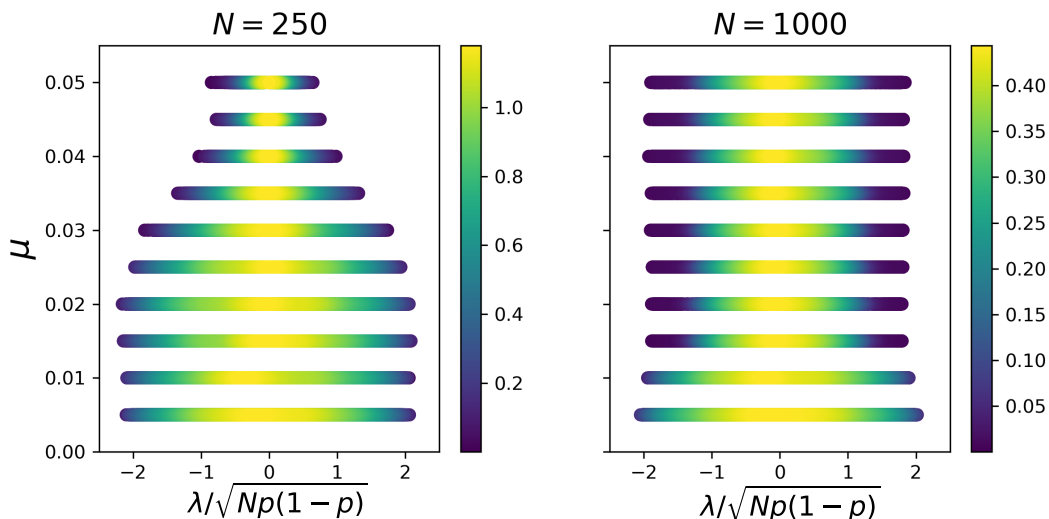


FIG. 4: Spectral behavior of the 2-star network below and above the crossover. The results are performed over averaging of 100 realization ($p = 0.1$).

III. ON THE MICROSCOPIC MECHANISM FOR CROSSOVER

A. Localization and entropic trap

Let us discuss the possible microscopic mechanisms responsible for the crossover behavior. It is natural to assume that the mechanism of the cluster evaporation is of the entropic nature. Indeed, due to non-homogeneity of network the entropic forces are present and

could "keep the nodes" around some center of disorder if the entropic force is strong enough. Hence we could look for the examples of the localization of trajectories around some center of disorder at the random graph. We could mention two relevant examples.

First, strong finite-size effects and crossover behavior at some N have been found in the Anderson model at the regular random graph [24–26]. The crossover size N_{cr} has been interpreted as the existence of hidden intrinsic localization scale in the model. It was observed that if $N < N_{cr}$ the system behaves almost as critical even near the critical line while at $N > N_{cr}$ the RG flow pushes the system in the different direction to the ergodic state. This is similar to what we have found: at small N we have the critical "fat star" or cluster even apart from the critical line while at $N > N_{cr}$ they start to evaporate down to ergodic ER network with small inhomogeneity.

Another interesting possibility for the crossover mechanism can be traced from the heavy root problem [29]. In that paper the infinite tree-like network with equal node degrees d and single node with large degree d_0 has been considered. It was demonstrated that depending on a degree of the heavy root the random walks are localized around the heavy root or escape to infinity. The result has been derived analytically and confirmed numerically. The critical relation reads as

$$d_{0,cr} = d^2 - d \quad (9)$$

The localization of the random walks occurs at $d_0 > d_{0,cr}$ and at criticality the interesting thermal-like behavior was reported.

Let us compare this result with the crossover in the 2-star model. We have found that at $N \gg N^*$ the ground state is the single hub and let us interpret it as the version of the heavy root problem. In such interpretation $d_0 = N$ while we can estimate $d = pN$ for the ER environment. Hence the condition of the entropic trapping of the trajectories around the hub is

$$N > (pN)^2 \quad (10)$$

which can be fulfilled only at $N < 1/p^2$. Of course this estimate is rough enough but it demonstrates that "fat star" ground state can exist only below some critical value of N . This is realization of the entropic trap mechanism for crossover in 2-star model. To clarify this scenario better it is necessary to analyze the heavy root problem for the ER network.

B. Gravity analogy

It is well-known that large N matrix model was used for the effective summation over 2d geometries (see [30] for review). The partition function of the matrix model is presented in the following form

$$Z(t_k) = \int DM \exp\left(\sum_k t_k \text{Tr} M^k\right) \quad (11)$$

where t_k are the chemical potentials for single trace observables and M belongs to some matrix ensembles. The rich critical behavior of the partition function corresponds to the criticality of the pure topological 2d gravity if only t_2, t_3 are non-vanishing or topological gravity coupled to matter in the general case of multiple chemical potentials. The analogy with the exponential graph partition function is clear. In that case t_k counts the number of k -cycles in the network and for instance the critical behavior in the Strauss model

corresponds to the critical behavior in the pure topological 2d gravity. The Laplacian matrix of the random network $L = D - A$, where D is diagonal matrix of the mode degrees $D = \text{diag}(d_1, \dots, d_N)$ and A is a adjacency matrix, is the discretization of the 2d Laplace operator on the Riemann surface.

The size of the matrix plays the role of the inverse coupling constant in the quantum gravity $g_s = 1/N$ hence large N limit corresponds to the weak coupling regime and the finite-size effects correspond to the "perturbative" corrections. There are also the non-perturbative effects with e^{-N} dependence which are identified in matrix models as eigenvalue instantons or as the creation of the baby universes in the gravity language [31]. These non-perturbative effects have been identified in the constrained ER networks and RRG in [12] as the cluster formation. Our findings in this study suggest that account of the finite-size effects $\frac{1}{N}$ strongly influence the critical behavior and could lead to the crossover-like regime in the matrix models. Note that in the 2-star model we take into account both singlet and the non-singlet sectors in matrix model language since the number of 2-stars can not be presented as the single trace of the power of adjacency matrix of the graph.

Another viewpoint concerning the gravity interpretation of our results is suggested by the holographic approach for large N boundary theories. The holographic setup provides the way to describe the dual BH in terms of large number of D0 branes in the boundary theory [27, 28]. We can consider our exponential random network as the toy boundary large N theory. The single BH in the holographic dual looks as the full block in the large N matrix where the diagonal matrix elements represent the positions of the D0 branes and the off-diagonal elements correspond to the strings connecting D0 branes. The several blocks at the diagonal represent the configuration of the several black holes while the emission of the single D0 brane from the black hole looks as one separated element in the matrix on the diagonal outside the cluster [27, 28].

Could we learn some lessons from our findings for the toy matrix BH? First note the the very creation of the cluster or equivalently BH is the dynamical critical phenomena. It is induced by the proper value of the chemical potential which makes the joining of the short strings preferable process. This suggests the microscopic mechanism of the toy BH formation via phase transition. The next point concerns the evaporation of the toy BH which we could relate with the evaporation of the cluster. Since the coupling constant behaves as $\frac{1}{N}$ increasing the network size we decrease the perturbative gravity effects and finally at some critical N^* the BH starts to evaporate since "particles" can escape. Certainly this picture is quite qualitative but it could shed some light at the entropic mechanism behind the BH formation and evaporation.

The BH analogy is consistent with the embedding of the random network into the AdS hyperbolic geometry [32]. The key point is the clear relation between the value of the radial coordinate in AdS and the degree of nodes [32]. The region near the center of AdS corresponds to the nodes with the highest degrees. The block of a matrix X representing the toy matrix BH corresponds to the full graph hence it involves the nodes with the same degrees if we identify X with the Laplacian matrix or the graph. Therefore according the degree-radial coordinate duality all of them are at the same value of radial coordinate which presumably can be identified with the position of BH horizon. This is also consistent with the interpretation of the diagonal values of the matrix in [27, 28] as the positions of D0 branes. When the evaporation of the full graph happens the nodes with smaller degrees get decoupled and due to the degree-radial coordinate correspondence they occur at the smaller

value of the radial coordinate justifying the BH evaporation picture. We shall discuss the holographic interpretation of the embedding of the random network into hyperbolic geometry in more details elsewhere.

The evaporation of the “fat star” configuration in 2-star model has the similar interpretation with additional subtlety. Due to the “open-string” non-singlet sector in the 2-star model there is a kind of hair in the ground state which presumably corresponds to the black hole hair. Indeed apart from the full graph block which represents the horizon there are finite number of nodes with the smaller degrees which are placed at the different radial coordinate. Since they are connected with the full graph core we have a kind of BH hair. Upon the evaporation the “fat star” gets transforms into the single hub but the hair remains intact.

IV. CONCLUSION

In this Letter we have found the strong impact of finite-size $1/N$ effects on critical behavior of exponential random graphs. Both in 2-star and Strauss models there are the critical sizes $N^*(p)$ when the crossover takes place. The key process at the crossover region is the evaporation of the “fat star” or the single cluster which represent the ground state at $N < N^*$. The final stage of the cluster evaporation in 2-star model is the single complete star.

We have briefly discussed the possible microscopic explanation of the crossover found but the further analysis is certainly required. It would be interesting to understand what kind of modification of the mean-field analysis if any is required to describe the crossover regime. It is also very desirable to elaborate the analogy with the BH evaporation and localization at heavy root in the random network environment further.

Two further directions are quite evident. First, it would be interesting to extend our analysis of finite-size effects for the networks with conserved degrees, for instance RRG or constrained ER networks. In that case above the critical point we have multiple clusters and generically we have the cascade of the phase transitions instead of the single one. Presumably we have the cascade of the evaporation of clusters. Since formation of clusters is nothing but the eigenvalue instanton phenomena suppressed as e^{-N} we have the interesting possibility to elaborate numerically the analogue of non-perturbative phenomena in the quantum gravity and interplay between the perturbative and non-perturbative effects.

Another question concerns the elaboration of the finite-size effects in the multicolor exponential graphs. The corresponding analysis will be presented elsewhere [33]. It would be also interesting to investigate the spectral statistics as function of N which would answer the question concerning the localization properties of the modes.

We would like to thank A. Andreev and S. Nechaev for the useful discussions. The work of A.G. is partially supported by Basis Foundation Fellowship and grant RFBR 19-02-00214. The work of O.V. is partially supported by Basis Foundation Fellowship and grant RFBR

18-29-0316.

-
- [1] Park, J. & Newman, M. E. J. (2004) Solution of a 2-star model of a network, *Physical Review E*, **70**, 066146.
 - [2] A. Annibale and O.Courtney 'The two-star model: exact solution in the sparse regime and condensation transition'' 2015 J. Phys. A: Math. Theor. 48 365001, arXiv:1504.06458
 - [3] Strauss, D. (1986) On a General Class of Models for Interaction, *SIAM Rev.*, **28** 513.
 - [4] Park, J. & Newman, M. E. J. (2005) Solution for the properties of a clustered network, *Physical Review E*, **72** (2).
 - [5] Burda, Z., Jurkiewicz, J. & Krzywicki, A. (2004) Network transitivity and matrix models, *Physical Review E*, **69** (2).
 - [6] Avetisov, V., Gorsky, A., Maslov, S., Nechaev, S. & Valba, O. (2018) Phase transitions in social networks inspired by the Schelling model, *Physical Review E*, **98** (3).
 - [7] Chatterjee, S. & Diaconis, P. (2013) Estimating and understanding exponential random graph models, *The Annals of Statistics*, **41** (5).
 - [8] Radin, C. & Yin, M. (2013) Phase transitions in exponential random graphs, *Annals of Applied Probability*, **23** 2458.
 - [9] Radin, C. & Sadun, L. (2013) Phase transitions in a complex network, *Journal of Physics A*, **46** 20, 305002.
 - [10] Kenyon, R., Radin, C., and Ren, K., & Sadun, L. (2017) The phases of large networks with edge and triangle constraints, *Journal of Physics A* **50** (43).
 - [11] Kenyon, R., Radin, C., and Ren, K., & Sadun, L. (2017) Multipodal Structure and Phase Transitions in Large Constrained Graphs, *Journal of Statistical Physics*, **168**, 233.
 - [12] Avetisov, V., Hovhannisyan, M., Gorsky, A., Nechaev, S., Tamm, M. & Valba, O. (2016) Eigenvalue tunneling and decay of quenched random network, *Physical Review E*, **94** (6).
 - [13] D.Foster, J.Foster, M. Paczuski and P. Grassberger , (2010), Communities, clustering phase transitions and hysteresis; Pitfalls in network ensembles, *Phys. Rev E* 81, 046115
 - [14] R. Torres, M. Di Muro, C. La Rocca and L. Braunstein. (2015) ''Synchronization in scale free networks: The role of finite size effects'' arxiv:15050275
 - [15] A. A. Moreira, J. S. Andrade, and L. A. N. Amaral, Phys.Rev. Lett.89, 268703 (2002)
 - [16] P. L. Krapivsky and S. Redner, J. Phys. A 35, 9517 (2002)
 - [17] W. Aiello, F. Chung, and L. Lu, Experimental Math.10,53 (2001)
 - [18] S. N. Dorogovtsev and J. F. F. Mendes, Adv. Phys.51,1079 (2002)
 - [19] S. Mossa, M. Barthelemy, H. E. Stanley, and L. A. N. Amaral, Phys. Rev. Lett.88, 138701 (2002)
 - [20] Marian Boguna, Romualdo Pastor-Satorras, Alessandro Vespignani ''Cut-offs and finite size effects in scale-free networks'' Eur. Phys. J. B 38, 205 (2004)
 - [21] R. May and A. Lloyd (2001) Phys.Rev E64,066112
 - [22] R. Pastor-Satorras and A. Vespignani (2002) Phys.Rev. E63,635108
 - [23] ''Nucleation during phase transitions in random networks'' Joe Neeman, Charles Radin, Lorenzo Sadun arXiv:1902.07170
 - [24] Tikhonov, K. S., Mirlin, A. D., Skvortsov, M. A. (2016) ''Anderson localization and ergodicity on random regular graphs''. *Physical Review B*, **94**(22).

- [25] Biroli, G., Tarzia, M. (2018) Delocalization and ergodicity of the Anderson model on Bethe lattices, arXiv:1810.07545.
- [26] Tikhonov, K. S., Mirlin, A. D. (2019) Statistics of eigenstates near the localization transition on random regular graphs. *Physical Review B*, **99**, P. 024202.
- [27] E. Berkowitz, M. Hanada and J. Maltz, “Chaos in Matrix Models and Black Hole Evaporation,” *Phys. Rev. D* **94**, no. 12, 126009 (2016) doi:10.1103/PhysRevD.94.126009 [arXiv:1602.01473 [hep-th]].
- [28] J. S. Cotler *et al.*, “Black Holes and Random Matrices,” *JHEP* **1705**, 118 (2017) Erratum: [*JHEP* **1809**, 002 (2018)] doi:10.1007/JHEP09(2018)002, 10.1007/JHEP05(2017)118 [arXiv:1611.04650 [hep-th]].
- [29] S. K. Nechaev, M. V. Tamm, O. V. Valba ”‘Paths counting on simple graphs: from escape to localization’’ *Journal of Statistical Mechanics: Theory and Experiment*, Volume 2017, May 2017 arXiv:1611.08880
- [30] P. H. Ginsparg and G. W. Moore, Lectures on 2-D gravity and 2-D string theory, hep-th/9304011[16]
- [31] F. David, Nonperturbative effects in matrix models and vacua of two-dimensional gravity, *Phys. Lett. B*302, 403 (1993) doi:10.1016/0370-2693(93)90417-G [hep-th/9212106]
- [32] D. Krioukov, F. Papadopoulos, M. Kitsak, A. Vahdat, M. Bogun, Hyperbolic geometry of complex networks, *Physical Review E* 82 (3), 036106 (2010)
- [33] A. Gorsky and O. Valba, to appear.