

Improving the NRTidal model for binary neutron star systems

Tim Dietrich,¹ Anuradha Samajdar,¹ Sebastian Khan,^{2,3}

Nathan K. Johnson-McDaniel,⁴ Reetika Dudi,⁵ and Wolfgang Tichy⁶

¹*Nikhef, Science Park, 1098 XG Amsterdam, The Netherlands*

²*Max Planck Institute for Gravitational Physics (Albert Einstein Institute), Callinstr. 38, 30167 Hannover, Germany*

³*Leibniz Universität Hannover, D-30167 Hannover, Germany*

⁴*DAMTP, Centre for Mathematical Sciences, Wilberforce Road,
University of Cambridge, Cambridge, CB3 0WA, UK*

⁵*Theoretical Physics Institute, University of Jena, 07743 Jena, Germany*

⁶*Department of Physics, Florida Atlantic University, Boca Raton, FL 33431, USA*

(Dated: July 22, 2019)

Accurate and fast gravitational waveform (GW) models are essential to extract information about the properties of compact binary systems that generate GWs. Building on previous work, we present an extension of the NRTidal model for binary neutron star (BNS) waveforms.

The upgrades are: (i) a new closed-form expression for the tidal contribution to the GW phase which includes further analytical knowledge and is calibrated to more accurate numerical relativity data than previously available; (ii) a tidal correction to the GW amplitude; (iii) an extension of the spin-sector incorporating equation-of-state-dependent finite size effects at quadrupolar and octupolar order; these appear in the spin-spin tail terms and cubic-in-spin terms, both at 3.5PN.

We add the new description to the precessing binary black hole waveform model IMRPhenomPv2 to obtain a frequency-domain precessing binary neutron star model. In addition, we extend the SEOBNRv4_ROM and IMRPhenomD aligned-spin binary black hole waveform models with the improved tidal phase corrections. Focusing on the new IMRPhenomPv2_NRTidalv2 approximant, we test the model by comparing with numerical relativity waveforms as well as hybrid waveforms combining tidal effective-one-body and numerical relativity data. We also check consistency against a tidal effective-one-body model across large regions of the BNS parameter space.

I. INTRODUCTION

The first gravitational wave (GW) signal associated with electromagnetic (EM) counterparts, detected on the 17th of August 2017, marks a breakthrough in the field of multi-messenger astronomy [1–3]. Analyses of the GW and EM signatures favor a binary neutron star (BNS) coalescence, e.g., [4–15]. Due to the increasing sensitivity of advanced GW detectors, multiple detections of merging BNSs are expected in the near future [16].

A prerequisite to extract information from the data are theoretical predictions about the emitted GW signal. The properties of the system are typically inferred via a coherent Bayesian analysis based on cross-correlation of the measured strain with predicted waveform approximants, e.g., [17]. These cross-correlations are done for a large number of target waveforms and require large computational resources. Thus, the computation of each individual waveform needs to be efficient and fast to ensure that the Bayesian parameter estimation of signals, containing several thousand GW cycles (as typical for BNS systems), is at all manageable. On the other hand, waveform models need to be accurate enough to allow a correct estimate of the source properties, such as the masses, the spins, and internal structure of the NSs.

Over the last years, there has been significant progress modeling the GW signal associated with the BNS coalescence, including the computation of higher-order tidal corrections or spin-tidal coupling, e.g., Refs. [18–23], and improved accuracy of BNS numerical relativity

(NR) simulations [24–29]. However, although the analytical progress has improved the performance of post-Newtonian (PN) waveform approximants, PN models still become increasingly inaccurate towards the merger, e.g. [30–36].

Most of the current time-domain tidal waveform models [24, 37–43] are based on the effective-one-body (EOB) description of the general relativistic two-body problem [44, 45]. This approach has proven to be able to predict the BNS merger dynamics in large regions of the BNS parameter space, but recent numerical relativity (NR) data revealed configurations for which further improvements of the tidal EOB models are required [24, 42, 46]. While one can expect that over the next years, these issues will be overcome due to further progress in the fields of NR, gravitational self-force, and PN theory, the high computational cost for a single EOB waveform is yet another disadvantage. One possibility to speed up the EOB computation is the use of high-order post-adiabatic approximations of the EOB description to allow an accurate and efficient evaluation of the waveform up to a few orbits before merger [41]. The other possibility, and most common approach, is constructing reduced-order models [47, 48]. Those models allow the fast computation of waveforms in the frequency domain and are well suited for a direct use in parameter estimation pipelines.

In addition to PN and EOB approximants, there have been proposals for alternative ways to describe tidal GW signals. Refs. [49, 50] develop phenomenological black hole-neutron star (BHNS) approximants based on NR

data. Ref. [51] transforms NR simulations of binary black hole (BBH) systems by adding PN tidal effects, and Refs. [52, 53] develop a method to employ NR waveforms or computationally expensive waveform approximants (such as tidal EOB waveforms) directly for parameter estimation.

Another approach to describe BNS systems was presented in Ref. [54], in which BBH models have been augmented by an analytical closed-form expression correcting the GW phase to include tidal effects. This waveform model [34, 54], referred to as `NRTidal`, was implemented in the LSC Algorithm Library (LAL) [55] to support the analysis of GW170817 by the LIGO and Virgo Collaborations (LVC) [1, 10, 56–58] and has also been used outside the LVC, e.g. [59, 60]. In addition, Ref. [61] developed an alternative tidal approximant in the frequency domain combining EOB and NR information following a similar idea as in Ref. [54].

Studies showed that for GW170817, with its signal-to-noise ratio (SNR) of ~ 30 , waveform model systematics are within the statistical uncertainties, i.e., that different employed tidal GW models give slightly different, but consistent constraints on the binary properties, e.g., [10]. However, systematic effects will grow for an increasing number of detections or GW observations with larger SNRs [35, 36]. Ref. [36] stated that for a GW170817-like event measured with the anticipated design sensitivity of the Advanced LIGO and Advanced Virgo detectors, systematic effects will dominate and the extracted equation of state (EOS) constraints between existing waveform approximants will become inconsistent. Furthermore, the analysis presented in Ref. [34, 35] showed that the original `NRTidal` model could potentially underestimate tidal deformabilities, leading to possible biases for future detections with larger SNRs.

Therefore, to further push for the availability of a fast and accurate waveform model employable for the upcoming observing runs in the advanced detector era, after recalling the basics of `NRTidal` and discussing the NR simulations and hybrid waveform construction in Sec. II, we improve the `NRTidal` description by:

- (i) Recalibrating the closed-form phenomenological tidal description including additional analytical knowledge and using improved NR data (Sec. III A);
- (ii) Adding a tidal GW amplitude correction to the model (Sec. III B);
- (iii) Incorporating EOS-dependent 3.5PN spin-spin and cubic-in-spin effects proportional to the quadrupole and octupole moments of the NSs [43, 62–64] (Sec. III C).

We validate the new `NRTidalv2` approximant with a set of 10 high-resolution NR waveforms (Sec. IV A) and 18 hybrids of NR waveforms and the `TEOBResumS` tidal EOB model [40] (Sec. IV B). Furthermore, we compare the model in a larger region of the parameter space than

currently covered with NR simulations by computing the mismatch with respect to the `SEOBNRv4T` tidal EOB model [38, 39] (Sec. IV C). We note that for this waveform model Ref. [48] recently developed a reduced order model which can also be used directly for GW data analysis. We conclude in Sec. V. In the Appendices, we discuss possible extensions to the model, considering the tidal amplitude correction (Appendix A) and the mass ratio dependence of the tidal phase (Appendix B).

In this article geometric units are used by setting $G = c = M_\odot = 1$. At some places units are given explicitly to allow a better interpretation. Further notations are $M = M_A + M_B$ for the total mass of the system, $\chi_A, \chi_B, \Lambda_A, \Lambda_B$ for the individual dimensionless spins and tidal deformabilities of the stars. The mass ratio of the system is $q = M_A/M_B$ and the symmetric mass ratio is $\nu = M_A M_B / (M_A + M_B)^2$. We define the labeling of the individual stars so their masses satisfy $M_A \geq M_B$.

II. BASIC IDEAS AND IMPROVED NUMERICAL RELATIVITY DATA

A. The basic idea of `NRTidal`

During the BNS coalescence, each star gets deformed due to the gravitational field of the companion. These tidal deformations accelerate the inspiral and leave a clear imprint in the GW signal, e.g., [65]. Consequently, the theoretical modeling of BNSs and the extraction of tidal effects from measured GW signals is an important way of determining the internal structure of NSs and thus the EOS of supranuclear dense matter.

The complex time-domain GW signal is given by

$$h(t) = A(t)e^{-i\phi(t)}, \quad (1)$$

with amplitude $A(t)$ and time-domain phase $\phi(t)$. Here we only consider the dominant 2,2 [spin (−2) weighted spherical harmonic] mode. We assume in the following that the phase can be decomposed into

$$\phi(\hat{\omega}) = \phi_{\text{pp}}(\hat{\omega}) + \phi_{\text{SO}}(\hat{\omega}) + \phi_{\text{SS}}(\hat{\omega}) + \phi_{\text{T}}(\hat{\omega}) + \dots, \quad (2)$$

where the dimensionless GW frequency is given by $\hat{\omega} = M\omega = M\partial_t\phi(t)$. Here ϕ_{pp} denotes the nonspinning, point-particle, contribution to the overall phase, ϕ_{SO} corresponds to contributions caused by spin-orbit coupling, ϕ_{SS} corresponds to contributions caused by spin-spin effects (both self-spin and spin-interactions), and ϕ_{T} denotes the tidal effects present in the GW phase.

Similar to Eq. (1), the waveform can be written in the frequency domain as

$$\tilde{h}(f) = \tilde{A}(f)e^{-i\psi(f)}, \quad (3)$$

with GW frequency f and frequency domain amplitude $\tilde{A}(f)$ and phase $\psi(f)$. Here we assume again:

$$\psi(\hat{\omega}) = \psi_{\text{pp}}(\hat{\omega}) + \psi_{\text{SO}}(\hat{\omega}) + \psi_{\text{SS}}(\hat{\omega}) + \psi_{\text{T}}(\hat{\omega}) + \dots. \quad (4)$$

Constraints on the supranuclear EOS governing the matter inside NSs rely on an accurate measurement of the tidal phase contribution. This contribution enters first at the 5th PN order.¹

The main idea of the `NRTidal` approach is to provide a closed-form approximation for the tidal phase ϕ_T or ψ_T . Because standard GW data analysis is carried out in the frequency domain, the frequency domain model is of particular importance, due to its efficiency. In addition to the tidal contribution, the final `NRTidal` approximant also incorporates EOS dependent effects in ψ_{SS} , since the spin-spin contributions depend on the quadrupole and higher moments of the individual stars, and thus on the internal structure of the stars.

We note that there are higher-order spin-tidal coupling effects that have recently been computed [21, 22]. However, as outlined in [23], these terms will be unmeasurable in the advanced GW detector era. Therefore, we do not include them in the current description to avoid unnecessary computational costs.

B. High-precision NR simulations

The field of NR has made significant progress over the last years. Nevertheless, the production of highly accurate gravitational BNS waveforms remains challenging and there exist only a small number of simulations with low eccentricity and with phase errors small enough to allow GW modeling; cf. Refs. [24–29].

In addition to the dataset used for the original `NRTidal` calibration [34, 54], we performed one additional simulation for a non-spinning equal-mass BNS setup employing a piecewise-polytropic parametrization of the SLy [68] EOS. This EOS is in agreement with recent constraints extracted from GW170817 [13, 56, 57, 60, 69, 70] and thus is a natural choice for our work.² The same physical configuration has already been used in the past for the construction of the `NRTidal` model [27, 54]; cf. Table I for further details. In [27, 54], we have simulated this setup with the BAM code [25, 72–74] for 5 different resolutions with 64, 96, 128, 192, and 256 points in the finest refinement level covering the individual NSs. Here,

¹ There is also the possibility of extracting EOS information from the spin-spin interaction first entering in the 2PN ψ_{SS} contribution, where the individual terms of ψ_{SS} are proportional to the square of the individual spins, i.e., χ_A^2 , χ_B^2 , or $\chi_A\chi_B$. Although the maximum NS spin in a BNS is not precisely known, the fastest spinning NS in a BNS system observed to date (PSR J1946+2052 [66]) will only have a dimensionless spin of ~ 0.02 – 0.04 at merger [67]. Thus, obtaining EOS information from the spin-spin phase contribution is extremely challenging.

² While the maximum mass of $2.05M_\odot$ of the SLy EOS is slightly outside of the 68.3% credible region of the recent heavy pulsar mass measurement in [71] ($[2.07, 2.28]M_\odot$), it is well inside the 95.4% credible region of $[1.97, 2.40]M_\odot$, which is why we still consider it here.

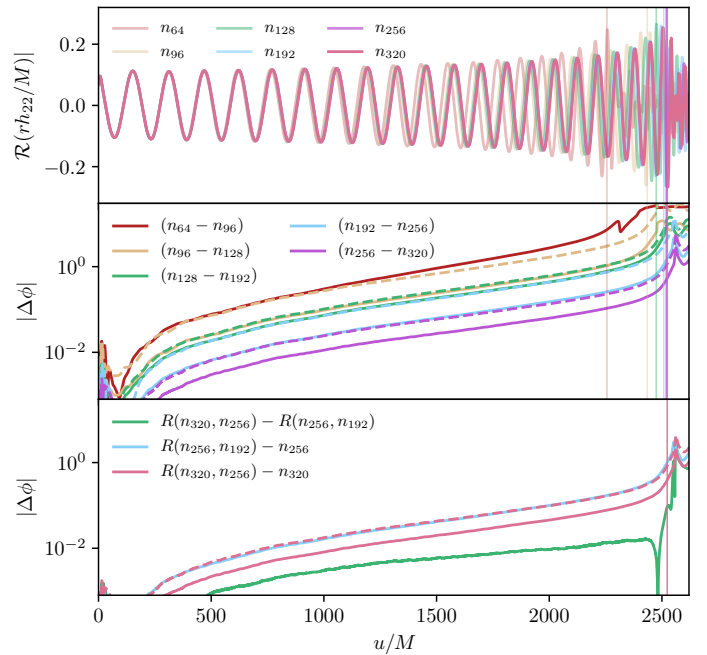


FIG. 1. New high-resolution NR data employed for the calibration of the `NRTidalv2` approximant. Top panel: Real part of the GW signal for the six different resolutions employing 64, 96, 128, 192, 256, and 320 points in the refinement levels covering the individual NSs. The waveforms shown are already extrapolated to spatial infinity to correct for the finite radius extraction; see [25] for more details (we use $K = 1$ here). Middle panel: Phase difference between different resolutions. Bottom panel: Phase difference between different Richardson extrapolated waveforms or between a Richardson extrapolated waveforms and the waveform from an individual resolution. The vertical lines in each panel refer to the time of merger, i.e., the peak time of the GW amplitude for the individual resolutions. The dashed lines in the bottom two panels show the phase difference scaled to the next lowest pair of resolutions assuming second order convergence. u denotes the retarded time.

we add one additional simulation with 320 points in the finest refinement level. This corresponds to a spatial resolution of $0.047M_\odot \approx 70$ m and computational costs of ~ 5 million CPU-hours for this single resolution.

The availability of six different resolutions and the presence of clean convergence across multiple resolutions allows us to employ Richardson extrapolation to obtain an improved GW signal and to provide an associated error budget; see Ref. [25] for more details. We present the GW signal for the different resolutions in Fig. 1 (top panel) and the phase difference and convergence properties in the middle and bottom panels.

Except for the lowest resolution, clean second order convergence is obtained throughout the inspiral. This becomes evident by comparison of the individual phase differences with the phase differences rescaled assuming second order convergence (dashed lines). For the lowest resolution setup (n_{64}), second order convergence is lost

a few orbits before merger ($u \approx 1500M$). Merger times for each resolution are indicated by vertical solid lines in Fig. 1.

The phase difference between the highest (n_{320}) and second highest resolution (n_{256}) is 0.52 rad at the moment of merger. Performing a Richardson extrapolation [25], we obtain more accurate phase descriptions. We denote the Richardson extrapolated data obtained from the resolutions n_X and n_Y as $R(n_X, n_Y)$. We cross-check the robustness of the procedure by presenting the phase differences $R(n_{320}, n_{256}) - n_{320}$ and $R(n_{256}, n_{192}) - n_{256}$ in the bottom panel of Fig. 1. Rescaling the phase difference of $R(n_{320}, n_{256}) - n_{320}$ assuming second order convergence shows excellent agreement with $R(n_{256}, n_{192}) - n_{256}$. This demonstrates that the leading error term scales quadratically with respect to the grid spacing/resolution.

Thus, we can estimate the uncertainty of the Richardson extrapolated waveform $R(n_{320}, n_{256})$ to be the difference with the n_{320} resolution. At the moment of merger, this gives an uncertainty of 0.37 rad. At this time the estimated error due to the finite radius extraction is below 0.044 rad, which leads to a conservatively estimated total error of $\Delta\phi_{\text{mrg}} \lesssim 0.38$ rad at merger.

An alternative, but not conservative, error measure is given by the difference between the two Richardson extrapolated waveforms (green line in the bottom panel). We find that throughout the inspiral the difference between the $R(n_{320}, n_{256})$ and $R(n_{256}, n_{192})$ is below 0.1 rad (at the moment of merger $\Delta\phi = 0.087$ rad, which would lead to a total error of $\lesssim 0.1$ rad once finite radius extraction is included).

In addition to this new setup, we also consider the additional two high resolution simulations available in the CoRe database [28], cf. Table I. These setups, CoRe:BAM:0037 and CoRe:BAM:0064, only employ 192 points across the star and have conservatively estimated phase uncertainties at merger of 1.20 rad and 2.27 rad, respectively. We incorporated this accuracy difference by weighting the individual setups differently during the construction of the NRTidalv2 phase, as discussed in the next subsection.

C. Hybrid Construction

In the original NRTidal work, PN, EOB, and NR approximants have been separately used in different frequency intervals. Here, we start by constructing hybrid waveforms consisting of a time domain tidal EOB model (TEOBResumS) inspiral [40] connected to the high resolution NR simulation discussed above. The hybridization is performed as discussed in Refs. [34, 35] to which we refer for further details. In addition to the BNS hybrid waveforms, we also create a hybrid between the non-tidal version of the TEOBResumS model and a binary black hole waveform computed with the SpEC code [75], setup SXS:BBH:0066 of the public SXS catalog [76, 77]. All the

TABLE I. The non-spinning BNS and BBH hybrids employed in the construction of the NRTidalv2 model. The columns refer to the name, the employed EOS, the individual masses of the stars M^A, M^B , the tidal deformabilities Λ^A, Λ^B , the tidal coupling constant κ_{eff}^T [Eq. (8)], and the ID in the CoRe and SXS databases.

Name	EOS	M_A	M_B	Λ_A	Λ_B	κ_{eff}^T	ID
SLy	SLy	1.350	1.350	392.1	392.1	73.5	CoRe:BAM:0095 ^a
H4	H4	1.372	1.372	1013.4	1013.4	190.0	CoRe:BAM:0037
MS1b	MS1b	1.350	1.350	1389.4	1389.4	288.1	CoRe:BAM:0064
BBH	–	1.350	1.350	0	0	0	SXS:BBH:0066

^a Our work employs a higher resolution than currently available for this setup in the CoRe catalog.

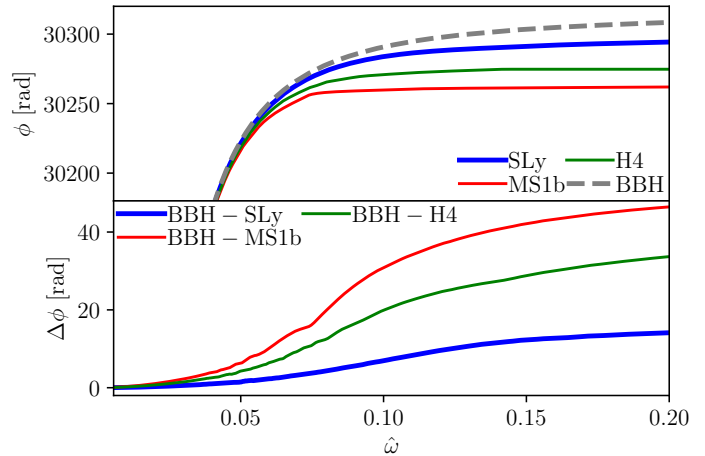


FIG. 2. Time domain phase of the hybrid waveforms employed to develop NRTidalv2. The bottom panel shows the phase difference caused by tidal effects.

hybrids have an initial frequency of 20 Hz.

We present the time domain phase evolution of the BBH and BNS hybrids in Fig. 2. For this plot we align the waveforms at ~ 22 Hz.

We emphasize that only the four hybrid waveforms listed in Table I are used for calibration of the NRTidalv2 model, where the dataset we are going to fit is

$$\begin{aligned}
 \phi_T^{\text{NR}} &= \frac{1}{320 + 192 + 192} \left[320(\phi_{\text{SLy}} - \phi_{\text{BBH}}) + 192(\phi_{\text{H4}} - \phi_{\text{BBH}}) \right. \\
 &\quad \left. + 192(\phi_{\text{MS1b}} - \phi_{\text{BBH}}) \right] \\
 &= \frac{1}{11} \left(5\phi_{\text{SLy}} + 3\phi_{\text{H4}} + 3\phi_{\text{MS1b}} - 11\phi_{\text{BBH}} \right).
 \end{aligned} \tag{5}$$

The factors are obtained by linearly weighting the resolutions of the individual NR data, i.e., 320 points across the star for the SLy setup and 192 for H4 and MS1b setups. We decided to use this minimal dataset since these are the available data with the highest accuracy. Note that a simple restriction to the highest resolution, i.e., the SLy data, leads to a phase description which does not accurately characterize binaries with large tidal deformabilities. Thus, it would be preferable to include

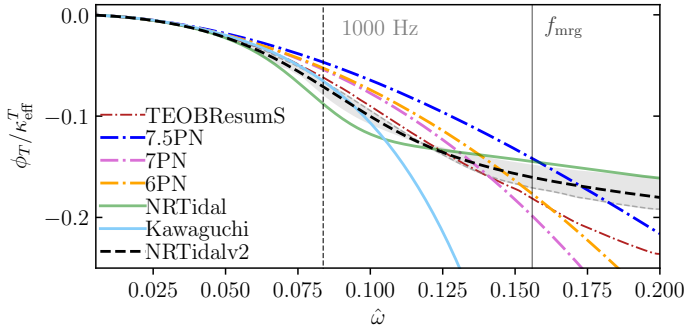


FIG. 3. Time domain tidal phase contribution divided by the tidal coupling constant κ_{eff}^T . We show as a gray shaded region the parameter space covered by our hybrids (Table I) and as a dashed gray line the SLy hybrid’s tidal phase divided by the coupling constant for this setup. In addition, the 6PN (orange), 7PN (orchid), and 7.5PN (blue) tidal phase estimates, as well as the original NRTidal [54] (green) and Kawaguchi *et al.* [61] (cyan) approximants are presented. As a dark red line, we present an estimate obtained using the tidal EOB model TEOBResumS. We note that the Kawaguchi *et al.* and TEOBResumS tidal phases depend on $\tilde{\Lambda}$ even after being scaled by the coupling constant; for this plot and the following ones we use $\tilde{\Lambda} = 392.1$ to describe the SLy configuration. NRTidalv2 is shown with a black dashed line. We mark the frequencies of 1000 Hz and the merger frequency corresponding to our SLy setup, described in Table I.

in the future a larger number of NR simulations with varying masses, spins, mass ratios, and EOSs once these are available. However, while there are a small number of high quality waveforms [27], these waveforms do not span a sufficiently large region of the parameter space to incorporate additional mass ratio, EOS, or mass dependencies in our phenomenological ansatz.

III. IMPROVEMENTS

The NRTidalv2 approach can be added to any BBH model: we focus our discussion here on the frequency-domain IMRPhenomPv2, IMRPhenomD, and SEOBNRv4_ROM models. We primarily concentrate on the extension of IMRPhenomPv2 [78, 79] describing precessing systems. In addition, we have also added the improved tidal phase description to the SEOBNRv4_ROM [80] and the IMRPhenomD [79] approximants.³ For SEOBNRv4_ROM and IMRPhenomD, we decided to include only the tidal phase description to reduce additional computational costs and allow a faster computation of waveforms than for IMRPhenomPv2_NRTidalv2.

We present an overview of all existing NRTidal models in Table II.

³ See [81, 82] for more details of the reduced order model technique used to construct SEOBNRv4_ROM from the time domain approximant SEOBNRv4.

A. Recalibrating the NRTidal phase

1. Ansatz for the NRTidal time-domain phase

Non-spinning tidal contributions start entering the GW phasing at the 5PN order and partially known analytical knowledge exists up to 7.5PN [18]:

$$\phi_T = -\kappa_A c_{\text{Newt}}^A x^{5/2} \left(1 + c_1^A x + c_{3/2}^A x^{3/2} + c_2^A x^2 + c_{5/2}^A x^{5/2} \right) + [A \leftrightarrow B], \quad (6)$$

with the dimensionless EOB tidal parameter κ_A (defined below) and $x(\hat{\omega}) = (\hat{\omega}/2)^{2/3}$. The individual coefficients c_i^A are

$$c_{\text{Newt}}^A = -\frac{(X_A + 12X_B)}{8X_A X_B^2}, \quad (7a)$$

$$c_1^A = -\frac{5(260X_A^3 - 2286X_A^2 - 919X_A + 3179)}{336(11X_A - 12)}, \quad (7b)$$

$$c_{3/2}^A = -\frac{5}{2}\pi, \quad (7c)$$

$$c_2^A = [5(67702048X_A^5 - 223216640X_A^4 + 337457524X_A^3 - 141992280X_A^2 + 96008669X_A - 143740242)] / [3048192(11X_A - 12)], \quad (7d)$$

$$c_{5/2}^A = -\frac{\pi(10232X_A^3 - 7022X_A^2 + 22127X_A - 27719)}{192(11X_A - 12)}, \quad (7e)$$

and similarly with $A \leftrightarrow B$. Here $X_{A,B} = M_{A,B}/M$. We note that although analytic knowledge exists up to the 7.5PN order, some unknown terms are present at 7PN. As discussed in Ref. [18], these terms are expected to be small and are set to zero in our definition of c_2^A, c_2^B .

As in the original NRTidal description [27, 54] we introduce the effective tidal coupling constant κ_{eff}^T which describes the dominant tidal and mass ratio effects:

$$\kappa_{\text{eff}}^T = \frac{2}{13} \left[\left(1 + 12 \frac{X_B}{X_A} \right) \left(\frac{X_A}{C_A} \right)^5 k_2^A + (A \leftrightarrow B) \right], \quad (8)$$

where $C_{A,B} \equiv M_{A,B}/R_{A,B}$ are the compactnesses of the stars at isolation, and $k_2^{A,B}$ the Love numbers describing the static quadrupolar deformation of one body in the gravitoelectric field of the companion [83–86]. The parameter κ_{eff}^T is related to $\tilde{\Lambda}$ (the mass-weighted tidal deformability commonly used in GW analysis [32]) by

$$\tilde{\Lambda} = \frac{16}{3} \kappa_{\text{eff}}^T, \quad (9)$$

and the individual tidal deformability parameters are given by

$$\Lambda_{A,B} = \frac{2}{3} \frac{k_2^{A,B}}{C_{A,B}^5}. \quad (10)$$

The EOB tidal parameter used in Eq. (6) is given by $\kappa_A = 3X_B X_A^4 \Lambda_A$.

TABLE II. Overview of the existing `NRTidal` approximants. The individual columns refer to: the name of the approximant, the BBH baseline, the employed tidal phase, the employed spin-spin and cubic-in-spin contribution, employed tidal amplitude corrections, and the incorporation of precession, as well as the computational time ΔT_{fmin} of the model to produce a single waveform for a non-spinning, equal mass binary with individual masses $M_{A,B} = 1.35$ and $\Lambda_{A,B} = 400$ on an Intel Xeon E5-2630v3 processor for various starting frequencies.

LAL approximant name	BBH baseline	ψ_T	spin-spin	cubic-in-spin	tidal amp.	precession	ΔT_{fmin} [s]			
							10 Hz	20 Hz	30 Hz	40 Hz
<code>IMRPhenomD_NRTidal</code>	<code>IMRPhenomD</code>	<code>NRTidal</code>	up to 3PN (BBH)	✗	✗	✗	2.55	0.29	0.14	0.07
<code>IMRPhenomD_NRTidalv2</code>	<code>IMRPhenomD</code>	<code>NRTidalv2</code>	up to 3PN	✗	✗	✗	2.54	0.29	0.14	0.07
<code>SEOBNRv4_ROM_NRTidal</code>	<code>SEOBNRv4_ROM</code>	<code>NRTidal</code>	up to 3PN	✗	✗	✗	3.39	0.40	0.18	0.09
<code>SEOBNRv4_ROM_NRTidalv2</code>	<code>SEOBNRv4_ROM</code>	<code>NRTidalv2</code>	up to 3PN	✗	✗	✗	3.34	0.40	0.18	0.09
<code>IMRPhenomPv2_NRTidal</code>	<code>IMRPhenomPv2</code>	<code>NRTidal</code>	up to 3PN	✗	✗	✓	7.30	0.90	0.43	0.21
<code>IMRPhenomPv2_NRTidalv2</code>	<code>IMRPhenomPv2</code>	<code>NRTidalv2</code>	up to 3.5PN	up to 3.5PN	✓	✓	8.56	1.06	0.51	0.28

In the following, we restrict the parameters $c_1^{A,B}, c_{3/2}^{A,B}, c_2^{A,B}, c_{5/2}^{A,B}$ to their equal-mass values (due to the absence of a large set of high-quality unequal mass NR data), and therefore, discard the superscripts A and B . For this case, an effective representation of tidal effects is obtained using

$$\phi_T(x) = -\kappa_{\text{eff}}^T \frac{13}{8\nu} x^{5/2} P_{\text{NRTidalv2}}(x), \quad (11)$$

with the Padé approximant

$$P_{\text{NRTidalv2}}(x) = \frac{1 + n_1 x + n_{3/2} x^{3/2} + n_2 x^2 + n_{5/2} x^{5/2} + n_3 x^3}{1 + d_1 x + d_{3/2} x^{3/2} + d_2 x^2}. \quad (12)$$

To enforce consistency with the analytic PN knowledge [Eqs. (6)-(7e)], some of the individual terms are restricted

$$n_1 = c_1 + d_1, \quad (13a)$$

$$n_{3/2} = \frac{c_1 c_{3/2} - c_{5/2} - c_{3/2} d_1 + n_{5/2}}{c_1}, \quad (13b)$$

$$n_2 = c_2 + c_1 d_1 + d_2, \quad (13c)$$

$$d_{3/2} = -\frac{c_{5/2} + c_{3/2} d_1 - n_{5/2}}{c_1}, \quad (13d)$$

with

$$c_1 = \frac{3115}{624}, \quad c_{3/2} = -\frac{5\pi}{2}, \quad (14a)$$

$$c_2 = \frac{28024205}{1100736}, \quad c_{5/2} = -\frac{4283\pi}{312}. \quad (14b)$$

The remaining unknown 4 parameters are fitted to the data:

$$n_{5/2} = 312.48173, \quad n_3 = -342.15498, \quad (15a)$$

$$d_1 = -20.237200, \quad d_2 = -5.361630. \quad (15b)$$

Figure 3 shows our findings. We show as a gray shaded region the parameter space in $\phi_T/\kappa_{\text{eff}}^T$ covered by our simulations, where the gray dashed line refers explicitly to the SLy configuration. Here we do not include any error estimate in the BBH hybrid used to extract the tidal phase. In addition, we present the 6PN tidal contribution, which the old `NRTidal` approximant reduces to in

the low frequency limit; the 7.5PN contribution, which the new `NRTidalv2` reduces to in the low frequency limit; and the 7PN contribution, which is the PN approximant showing the best agreement to the NR data. We also show the tidal phase given in Kawaguchi *et al.* [61],⁴ which has been calibrated to NR simulations up to a frequency of 1000 Hz (thin dashed line). The model of Ref. [61] loses validity outside its calibration region and overestimates tidal effects at the moment of merger, though this would not affect GW data analysis if a maximum frequency of 1000 Hz is employed, or the signal at frequencies $\gtrsim 1000$ Hz is sufficiently suppressed by the detectors' noise. In addition, we find good agreement between the Kawaguchi *et al.* fit and the new `NRTidalv2` approximation below 1000 Hz. We also show the estimated tidal phase extracted by comparing our BBH hybrid with a tidal EOB waveform computed for our SLy configuration using the `TEOBResumS` [40] model. The tidal phase estimate of the `TEOBResumS` model is slightly less attractive for frequencies around 1000 Hz, but more attractive at higher frequencies. Finally, the original `NRTidal` model is shown as a green line. The tidal contribution is overestimated at about $f \sim 1000$ Hz, and later underestimated. This oscillatory behavior has been seen before, e.g., [27, 34, 54], and could potentially lead to biases in the estimate of tidal effects from GW signals [35]. For both `NRTidal` and `NRTidalv2` the growth of the tidal phase around merger is much smaller than for any other approximant, which generally reduces possible pathologies in more extreme regions of the parameters, e.g., a cancellation of the point-particle and attractive tidal phase close to merger. As expected the `NRTidalv2` model stays within the gray shaded region and, thus, close to the numerical relativity dataset used for the calibration.

⁴ We obtain the time domain tidal phase approximant from the frequency domain expression given in Ref. [61] using the stationary phase approximation.

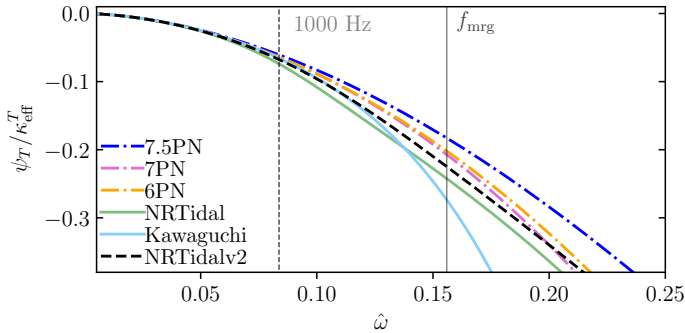


FIG. 4. Tidal phase in the frequency domain. We show the 6PN (orange), 7PN (orchid), and 7.5PN (blue) tidal phase estimates, as well as the original NRTidal [54] (green) and the Kawaguchi *et al.* [61] (cyan) approximant. The new model is shown with a black dashed line. We mark the frequencies of 1000 Hz and the merger frequency corresponding to our SLy setup, described in Table I.

2. Frequency domain phase

As in Ref. [54] we will employ the stationary phase approximation (SPA), discussed in, e.g., [18], to derive the tidal phase contribution ψ_T in the frequency domain, i.e., we solve

$$\frac{d^2\psi_T(\omega)}{d\omega^2} = \frac{1}{\omega} \frac{d\phi_T(\omega)}{d\omega} \quad (16)$$

to obtain ψ_T . Although ϕ_T is given explicitly, we solve Eq. (16) numerically and approximate the result with a Padé approximant similar to Eqs. (11) and (12):

$$\psi_T(x) = -\kappa_{\text{eff}}^T \frac{39}{16\nu} x^{5/2} \tilde{P}_{\text{NRTidalv2}}(x), \quad (17)$$

with

$$\tilde{P}_{\text{NRTidalv2}}(x) = \frac{1 + \tilde{n}_1 x + \tilde{n}_{3/2} x^{3/2} + \tilde{n}_2 x^2 + \tilde{n}_{5/2} x^{5/2} + \tilde{n}_3 x^3}{1 + \tilde{d}_1 x + \tilde{d}_{3/2} x^{3/2} + \tilde{d}_2 x^2}, \quad (18)$$

and

$$\tilde{n}_1 = \tilde{c}_1 + \tilde{d}_1, \quad (19a)$$

$$\tilde{n}_{3/2} = \frac{\tilde{c}_1 \tilde{c}_{3/2} - \tilde{c}_{5/2} - \tilde{c}_{3/2} \tilde{d}_1 + \tilde{n}_{5/2}}{\tilde{c}_1}, \quad (19b)$$

$$\tilde{n}_2 = \tilde{c}_2 + \tilde{c}_1 \tilde{d}_1 + \tilde{d}_2, \quad (19c)$$

$$\tilde{d}_{3/2} = -\frac{\tilde{c}_{5/2} + \tilde{c}_{3/2} \tilde{d}_1 - \tilde{n}_{5/2}}{\tilde{c}_1}, \quad (19d)$$

where the known coefficients are:

$$\tilde{c}_1 = \frac{3115}{1248}, \quad \tilde{c}_{3/2} = -\pi, \quad (20a)$$

$$\tilde{c}_2 = \frac{28024205}{3302208}, \quad \tilde{c}_{5/2} = -\frac{4283\pi}{1092}. \quad (20b)$$

and the fitting coefficients are:

$$\tilde{n}_{5/2} = 90.550822, \quad \tilde{n}_3 = -60.253578, \quad (21a)$$

$$\tilde{d}_1 = -15.111208, \quad \tilde{d}_2 = 8.0641096. \quad (21b)$$

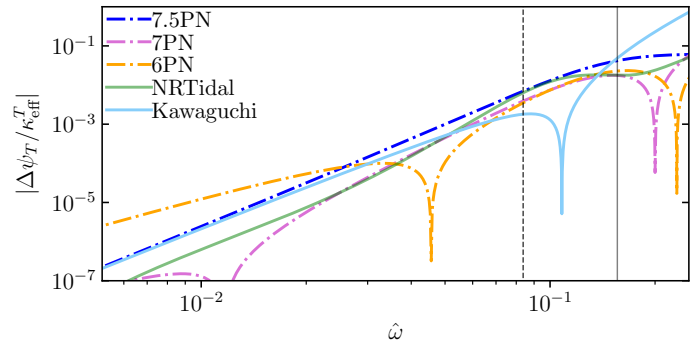


FIG. 5. Absolute magnitude of the tidal phase difference between frequency domain approximants and the NRTidalv2 model. The vertical dashed line represents 1000 Hz, the frequency up to which the Kawaguchi *et al.* model was calibrated, and the solid line marks the merger frequency of the SLy setup we consider.

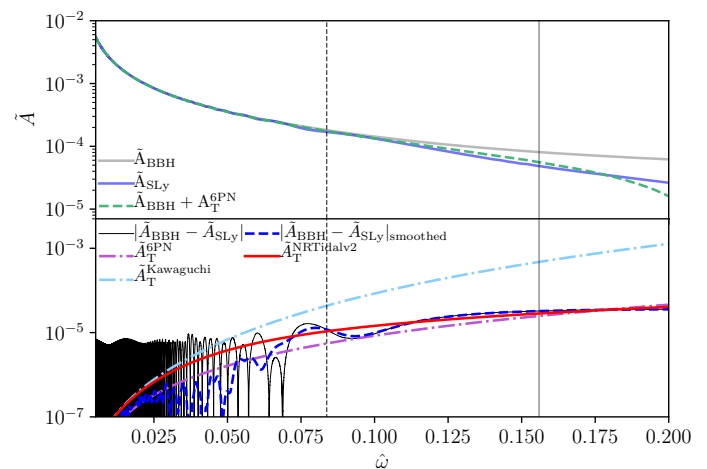


FIG. 6. Frequency domain waveform amplitude. Top panel: We show the BBH and BNS hybrids' amplitudes as well as the BBH amplitude augmented with the 6PN tidal terms presented in Eq. (22). Bottom panel: amplitude differences with the raw data in black and the smoothed data as a blue dashed line. The final NRTidalv2 fit is shown in red. The vertical dashed lines refer to 1000 Hz and to the merger frequency of the BNS hybrid respectively.

We present the final tidal phase contribution in the frequency domain in Fig. 4 for a number of different GW approximants. Fig. 5 shows the corresponding phase differences with respect to the NRTidalv2 model on a double logarithmic scale.

B. Tidal amplitude corrections

The extraction of binary properties relies mostly on the GW phase, which makes an accurate description of ψ the primary target of GW modeling. However, a realistic estimate of the GW amplitude is also of importance, e.g.,

for a precise distance measurement.

Therefore, we will discuss a possible extension of the `NRTidal` approach including a tidal amplitude correction in the frequency domain. An alternative time and frequency domain amplitude correction is presented in Appendix A.

Here, we will derive the frequency domain tidal correction from the frequency domain representation of the SLy and BBH `TEOBResumS-NR` hybrids, described in Table I. We do not employ the H4 and MS1b setup for the amplitude correction since their lower merger frequencies add additional complications during the construction procedure. The top panel of Fig. 6 shows \tilde{A} for our generic setups and also the BBH result augmented ($\tilde{A} = \tilde{A}_{\text{BBH}} + \tilde{A}_T$) by the 6PN expression:

$$\tilde{A}_T^{6\text{PN}} = \sqrt{\frac{160\pi\nu}{27}} \frac{M^2}{D_L} \kappa_{\text{eff}}^T x^{-7/4} \left(-\frac{27}{16}x^5 - \frac{449}{64}x^6 \right), \quad (22)$$

e.g., Ref. [33], where D_L is the luminosity distance of the source, which is the appropriate substitution for the effective distance used in Ref. [33] for our case.⁵ Kawaguchi *et al.* [61] extended Eq. (22) to

$$\tilde{A}_T^{\text{Kawaguchi}} = \sqrt{\frac{160\pi\nu}{27}} \frac{M^2}{D_L} \kappa_{\text{eff}}^T x^{-7/4} \times \left(-\frac{27}{16}x^5 - \frac{449}{64}x^6 - 4251x^{7.890} \right). \quad (23)$$

Based on the good agreement we have found between the results of Ref. [61] and the new `NRTidalv2` phase description below 1000 Hz, we want to use Eq. (23) as baseline for a possible frequency amplitude extension of the `NRTidalv2` approximant.⁶

For this purpose we employ the ansatz

$$\tilde{A}_T^{\text{NRTidalv2}} = -\sqrt{\frac{5\pi\nu}{24}} \frac{9M^2}{D_L} \kappa_{\text{eff}}^T x^{13/4} \frac{1 + \frac{449}{108}x + \frac{22672}{9}x^{2.89}}{1 + dx^4}. \quad (24)$$

Equation (24) ensures that for small frequencies Eq. (23) is recovered, but that the high frequency behavior ($f > 1000$ Hz) can be adjusted. We obtain $d = 13477.8$ by fitting the data presented in Fig. 6 (blue dashed line in the bottom panel).

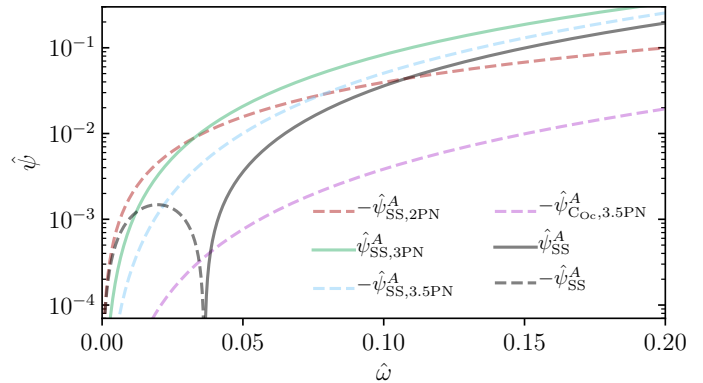


FIG. 7. Quadrupolar and octupolar spin-spin and cubic-in-spin contributions at 2PN, 3PN, and 3.5PN order, as well as their sum, all without the overall Newtonian scaling. Negative terms are shown with dashed lines, positive terms with solid lines. The plot assumes an equal-mass system with dimensionless spins $\chi_A = \chi_B = 0.2$ and tidal deformabilities of $\Lambda_A = \Lambda_B = 350$. The quadrupole and octupole moments are computed according to Eq. (28) and Eq. (29) ($C_Q^A = C_Q^B = 4.30$, $C_{\text{Oc}}^A = C_{\text{Oc}}^B = 7.28$).

As for the previous `NRTidal` implementation, we add a Planck taper [87] to end the inspiral waveform. The taper begins at the estimated merger frequency [Eq. (11) of [34]] and ends at 1.2 times the merger frequency. Thus, the final amplitude is given as:

$$\tilde{A} = (\tilde{A}_{\text{BBH}} + \tilde{A}_T^{\text{NRTidalv2}}) \times \tilde{A}_{\text{Planck}}. \quad (25)$$

Because of the smooth frequency and amplitude evolution even after the moment of merger, this taper only introduces negligible errors and does not lead to biases in the parameter estimation of even SNR 100 signals, as shown using an injection of an SLy hybrid with the same parameters as those considered here in [35].

C. Incorporating higher-order spin-spin effects

While nonspinning NSs and black holes only have a nonzero monopole moment, spinning neutron stars and black holes have an infinite series of nonzero (Geroch-Hansen) multipole moments, e.g., Refs. [88, 89]. The contributions from the stars' (mass) monopole and (spin) dipole to the binary's motion are explicitly accounted for in the BBH baseline. Additionally, contributions from higher spin-induced multipoles in the BBH baseline model are indirectly included due to the calibration to NR simulations. However, without further adjustment, all multipoles would be specialized to the black hole values, which (as shown in [34]) noticeably reduces the accuracy for spinning BNS systems. Thus, to improve the performance of `NRTidalv2` for spinning configurations, we include an EOS dependence in the quadrupole and octupole, as these are the moments that appear in current PN calculations. These two moments (in their scalar

⁵ Note further that as before, we have restricted our analysis to the leading order mass ratio effect and do not incorporate further mass ratio dependence in the PN parameters. Furthermore, we restrict our consideration to gravitoelectric contributions and do not consider gravitomagnetic tidal effects recently computed in [20].

⁶ We note that the phase and amplitude extension presented in [61] follow different approaches: While the tidal phase correction is based on an additional contribution due to non-linear tides, i.e., a higher order $\tilde{\Lambda}$ contribution, the amplitude correction only uses linear tidal effects, but adds an effectively higher order PN coefficient. Therefore, the proposed amplitude extension of [61] can easily be incorporated in our approach.

versions) can be written as $M_2^{(A,B)} = -C_Q^A M_{A,B}^3 \chi_{A,B}^2$, $S_3^{(A,B)} = -C_{Oc}^{A,B} M_{A,B}^4 \chi_{A,B}^3$, respectively, for star A and B . Here $C_Q^{A,B}$ and $C_{Oc}^{A,B}$ are the quadrupolar and octupolar spin-induced deformabilities for the individual stars. Both C_Q and C_{Oc} are 1 for a black hole.

In this paper, we extend the existing LALSuite implementation, which currently contains the EOS dependence of the quadrupole moment only up to 3PN [63, 90] to include the 3.5PN spin-squared terms, completed using the recently computed 3.5PN tail terms [43]. We also include leading order spin-cubed terms entering at 3.5PN order.

The contributions of the quadrupole and octupole deformations of the stars to the binary's binding energy and energy flux have been computed through 3.5PN, Refs. [40, 62, 63], building on earlier work reviewed in [91]. We compute the phase in the frequency domain using the SPA. These contributions to the phase were already presented in [64], except the 3.5PN spin-spin terms, as [64] did not have the 3.5PN spin-squared tail term from Ref. [40]. Explicitly, the self-spin (i.e., C_Q and C_{Oc}) terms in the phasing that we add to the BBH baseline are

$$\psi_{SS} = \frac{3x^{-5/2}}{128\nu} \left(\hat{\psi}_{SS, 2PN}^{(A)} x^2 + \hat{\psi}_{SS, 3PN}^{(A)} x^3 + \hat{\psi}_{SS, 3.5PN}^{(A)} x^{7/2} \right) + [A \leftrightarrow B] \quad (26)$$

with

$$\begin{aligned} \hat{\psi}_{SS, 2PN}^{(A)} &:= -50 \hat{C}_Q^A X_A^2 \chi_A^2 \\ \hat{\psi}_{SS, 3PN}^{(A)} &:= \frac{5}{84} (9407 + 8218 X_A - 2016 X_A^2) \hat{C}_Q^A X_A^2 \chi_A^2 \\ \hat{\psi}_{SS, 3.5PN}^{(A)} &:= 10 \left[\left(X_A^2 + \frac{308}{3} X_A \right) \chi_A + \left(X_B^2 - \frac{89}{3} X_B \right) \chi_B \right. \\ &\quad \left. - 40\pi \right] \hat{C}_Q^A X_A^2 \chi_A^2 - 440 \hat{C}_{Oc}^A X_A^3 \chi_A^3 \end{aligned} \quad (27)$$

Here we use $\hat{C}_Q^A := C_Q^A - 1$ and $\hat{C}_{Oc}^A := C_{Oc}^A - 1$ to remove the contribution from the black hole multipoles already present in the baseline BBH phase.

Finally, we relate C_Q^A to the tidal deformability Λ_A and C_{Oc}^A to C_Q^A using the EOS-insensitive relations (Tables 1 and 2 from [92]):

$$\begin{aligned} \log(C_Q^A) &= 0.1940 + 0.09163 \log(\Lambda_A) + 0.04812 \log^2(\Lambda_A) \\ &\quad - 0.004286 \log^3(\Lambda_A) + 0.00012450 \log^4(\Lambda_A) \end{aligned} \quad (28)$$

and

$$\begin{aligned} \log(C_{Oc}^A) &= 0.003131 + 2.071 \log(C_Q^A) - 0.7152 \log^2(C_Q^A) \\ &\quad + 0.2458 \log^3(C_Q^A) - 0.03309 \log^4(C_Q^A). \end{aligned} \quad (29)$$

To allow a better interpretation of the spin-spin terms discussed above, we present in Fig. 7 the individual

contributions $\hat{\psi}_{SS, 2PN}^{(A)}$, $\hat{\psi}_{SS, 3PN}^{(A)}$, and $\hat{\psi}_{SS, 3.5PN}^{(A)}$. In addition, for better visibility, we also show explicitly the spin-cubed octupole term $\hat{\psi}_{C_{Oc}, 3.5PN}^{(A)} = -440 \hat{C}_{Oc}^A X_A^3 \chi_A^3$. For an equal mass setup with $\Lambda^{A,B} = 350$ and $\chi^{A,B} = 0.2$ the 2PN contribution dominates up to $\hat{\omega} \sim 0.06$, before the positive 3PN term becomes larger. Overall, we find that except the 3PN contribution all terms are negative for the chosen setup. We also see that throughout the inspiral the octupole term is about 1 order of magnitude smaller than other contributions. This observation remains valid even for spins close to break-up $\chi \sim 0.75$. Thus, we do not attempt to include additional higher order multipoles.

D. Precession dynamics

We conclude the discussion of the model by shortly describing the incorporation of precession. The precession dynamics in `IMRPhenomPv2_NRTidalv2` is included as in the previous `IMRPhenomPv2_NRTidal` approach [34]. For this we assume that the spin-orbit coupling can be approximately separated into components parallel and perpendicular to the instantaneous orbital angular momentum, where the component perpendicular to the orbital angular momentum is driving the precessional motion [93–98].

Consequently, we construct a precessing tidal waveform approximant from the spin-aligned model after adding all tidal corrections to the underlying spin-aligned point particle model. We then rotate the waveform to account for precession, as discussed in Refs. [97, 98].

IV. VALIDATION

A. Time domain comparison with NR simulations

As a first validation check, we compute the time domain phase difference between `IMRPhenomPv2_NRTidalv2` and a selected set of NR data; see Table III. All of the employed waveforms are publicly available in the `CoRe` database (www.computational-relativity.org [28]). In addition to `IMRPhenomPv2_NRTidalv2`, we also present the phase difference with respect to `SEOBNRv4T` and `IMRPhenomPv2_NRTidal` in Fig. 8.

Waveform alignment: For comparison, we align all waveforms with respect to the NR data by minimizing the phase difference in the time interval $[t_i, t_f]$

$$\mathcal{I}(\delta t, \delta \phi) = \int_{t_i}^{t_f} |\phi_{NR}(t) - \phi_x(t + \delta t) + \delta \phi| dt, \quad (30)$$

where x denotes the individual waveform approximant. The alignment windows are marked by vertical dashed lines in Fig. 8.

TABLE III. NR BNS configurations for validation of the time domain phasing. The columns refer to the CoRe-ID of the setup, the EOS (see Ref. [68]), the NSs' individual masses $M_{A,B}$, the stars' dimensionless spins $\chi_{A,B}$, the tidal deformabilities of the stars $\Lambda_{A,B}$, the tidal deformability of the binary $\tilde{\Lambda}$, the grid resolution covering the NS, and the residual eccentricity of the configuration. In the last column we state whether we employ Richardson extrapolation for a better estimate of the phase. For those setups the errors shown in Fig. 8 present a conservative error measure and are shown as green shaded regions. We note that setups CoRe:BAM:0037 and CoRe:BAM:0064 have also been employed for the calibration of the model; see Eq. (5).

Name	EOS	$M_A [M_\odot]$	$M_B [M_\odot]$	χ_A	χ_B	Λ_A	Λ_B	$\tilde{\Lambda}$	$h_{\text{fine}} [M_\odot]$	$e [10^{-3}]$	Richardson
CoRe:BAM:0001	2B	1.371733	1.371733	0.000	0.000	126.73	126.73	126.73	0.0930	7.1	✗
CoRe:BAM:0011	ALF2	1.500006	1.500006	0.000	0.000	382.77	382.77	382.77	0.1250	3.1	✗
CoRe:BAM:0037	H4	1.371733	1.371733	0.000	0.000	1006.2	1006.2	1006.2	0.0833	0.9	✓
CoRe:BAM:0039	H4	1.372588	1.372588	0.141	0.141	1001.8	1001.8	1001.8	0.0833	0.5	✓
CoRe:BAM:0062	MS1b	1.350398	1.350398	-0.099	-0.099	1531.5	1531.5	1531.5	0.0970	1.8	✓
CoRe:BAM:0064	MS1b	1.350032	1.350032	0.000	0.000	1531.5	1531.5	1531.5	0.0970	1.8	✓
CoRe:BAM:0068	MS1b	1.350868	1.350868	0.149	0.149	1525.2	1525.2	1525.2	0.0970	2.3	✓
CoRe:BAM:0081	MS1b	1.500016	1.000001	0.000	0.000	863.8	7022.3	2425.5	0.1250	15.	✗
CoRe:BAM:0094	MS1b	1.944006	0.944024	0.000	0.000	182.9	9279.9	1308.2	0.1250	3.4	✗
CoRe:BAM:0105	SLy	1.350608	1.350608	0.106	0.106	388.2	388.24	388.2	0.0783	0.7	✓

NR data uncertainty: For a quantitative comparison with respect to the NR data, we assign each dataset with an uncertainty, where we generally distinguish between (i) setups employing the high-order flux scheme of [25] for which clean convergence is found throughout the inspiral, and (ii) setups whose behavior is monotonic, but no clean convergence is present. For the setups employing the high-order flux scheme, we obtain a better phase estimate and an error measure (green shaded region) due to Richardson extrapolation [25, 27]; cf. Sec. II B. Other configurations are marked by blue shaded regions. For these cases, the uncertainty due to numerical discretization is estimated by the difference between the two highest resolutions, which is not necessarily a conservative error estimate. For both scenarios, we also include an error measuring the effect of the finite radius extraction of the GW from the numerical domain. This error measure is obtained by computing the difference in the waveform's phase with respect to different extraction radii; see e.g. Refs. [25, 46] for a more detailed discussion.

NRTidalv2 dephasing: Considering the performance of the NRTidalv2 approximation, we find that for all cases with reliable error measure (green shaded regions), the dephasing between the model and the NR data is well within the error estimate and never exceeds 1 rad. The performance is comparable with the SEOBNRv4T model which is shown as a blue dashed-dotted line.⁷ Considering the difference with respect to IMRPhenomPv2_NRTidal, we find that as expected the new NRTidalv2 model is less attractive, which is caused by the slightly different behavior in the frequency range $\hat{\omega} \geq 0.05$.

For the NR setups which show no clear convergence throughout the inspiral, we find that for most cases the estimated uncertainty is larger than the phase difference between the NRTidalv2 and the NR data, the exceptions are BAM:0081 and BAM:0094. These setups are characterized by high mass ratios [BAM:0094 is to date the NR dataset with the largest simulated mass ratio ($q = 2.1$)] and tidal deformabilities which are in tension with the observation of GW170817 [57].

Additional simulations with clean convergence for large mass ratios are needed to allow an overall improvement of BNS models in these regions of the parameter space (see Appendix B).

B. Mismatch Computations with respect to EOB-NR hybrids

To validate the new NRTidalv2 model, we compare our LALSuite implementation against a set of target waveforms combining TEOBResumS and NR data by computing the mismatch. Those waveforms have been constructed for Ref. [34] and are publicly available under www.computational-relativity.org [28]. We refer to [34] for further details. The main properties of these target waveforms are summarized in Table IV.

Mismatch computation: We compute the mismatch according to

$$\bar{F} = 1 - \max_{\phi_c, t_c} \frac{(h_1(\phi_c, t_c)|h_2)}{\sqrt{(h_1|h_1)(h_2|h_2)}}, \quad (31)$$

where ϕ_c, t_c are an arbitrary phase and time shift. The noise-weighted overlap is given by

$$(h_1|h_2) = 4\Re \int_{f_{\min}}^{f_{\max}} \frac{\tilde{h}_1(f)\tilde{h}_2(f)}{S_n(f)} df, \quad (32)$$

where tildes denote the Fourier transform, $S_n(f)$ is the spectral density of the detector noise, and f is

⁷ We note that very recently Ref. [48] has constructed a reduced order model of SEOBNRv4T which can also be used directly for parameter estimation.

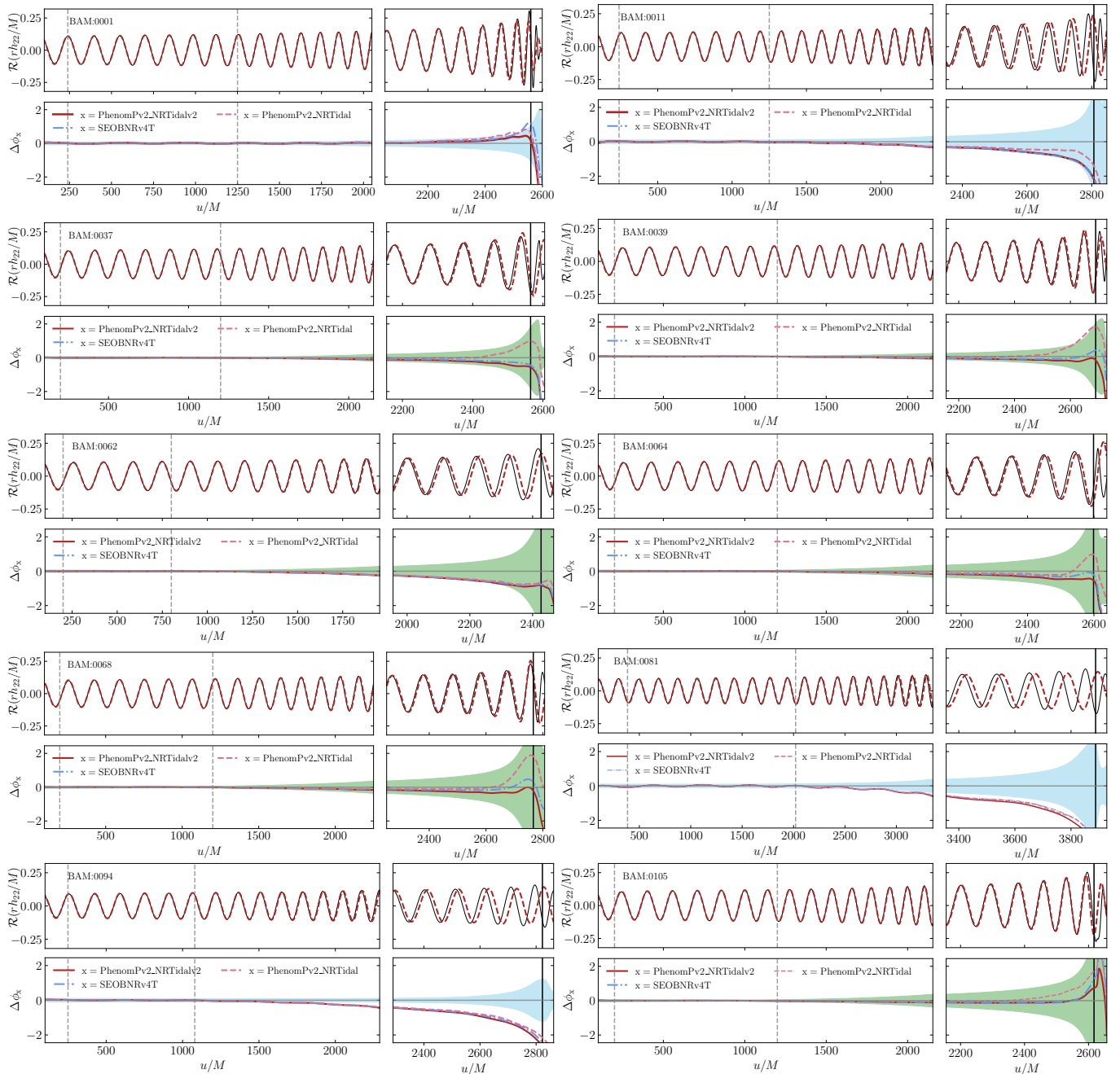


FIG. 8. Top panel: Real part of the GW signal obtained from the NR data (black) and the `IMRPhenomPv2_NRTidalv2` model (red dashed). Bottom panel: Phase difference between the NR data listed in Table III and the `IMRPhenomPv2_NRTidalv2`, `IMRPhenomPv2_NRTidal`, and `SEOBNRv4T` models; note that we discard the `IMR`-prefix for better visibility in the panel legends. The green shaded regions denote the errors computed using Richardson extrapolation and u is the retarded time, while blue shaded regions present the phase difference between the two highest NR resolutions. The vertical dashed lines mark the alignment region while the solid vertical line marks the merger. See the main text for further details.

the GW frequency (in the frequency domain). We used the Advanced LIGO zero-detuning, high-power (`ZERO_DET_high_P`) noise curve of [99] for our analysis⁸

with a fixed $f_{\min} = 30$ Hz and a variable f_{\max} ranging from 500 Hz up to the merger frequency (f_{mrg}) reported in Table IV.

⁸ We note that this noise curve has recently been updated

slightly [100], but for consistency with Ref. [34] we employ the old noise curve.

TABLE IV. BNS hybrid configurations. The columns describe: the name of the hybrid (CoRe database ID), the EOS, cf. [68], the NSs’ individual masses $M_{A,B}$, the stars’ dimensionless spins $\chi_{A,B}$, the stars’ compactnesses $C_{A,B}$, the tidal deformabilities of the stars $\Lambda_{A,B}$, the tidal deformability of the binary $\tilde{\Lambda}$, the effective dimensionless coupling constant κ_{eff}^T , and the merger frequency f_{mrg} .

Name	EOS	$M_A [M_\odot]$	$M_B [M_\odot]$	χ_A	χ_B	C_A	C_B	Λ_A	Λ_B	$\tilde{\Lambda}$	κ_{eff}^T	$f_{\text{mrg}} [\text{Hz}]$
equal mass, non-spinning												
CoRe:Hyb:0001	2B	1.3500	1.3500	0.000	0.000	0.205	0.205	127.5	127.5	127.5	23.9	2567
CoRe:Hyb:0002	SLy	1.3500	1.3500	0.000	0.000	0.174	0.174	392.1	392.1	392.1	73.5	2010
CoRe:Hyb:0003	H4	1.3717	1.3717	0.000	0.000	0.149	0.149	1013.4	1013.4	1013.4	190.0	1535
CoRe:Hyb:0004	MS1b	1.3500	1.3500	0.000	0.000	0.142	0.142	1536.7	1536.7	1536.7	288.1	1405
CoRe:Hyb:0005	MS1b	1.3750	1.3750	0.000	0.000	0.144	0.144	1389.4	1389.4	1389.4	260.5	1416
CoRe:Hyb:0006	SLy	1.3750	1.3750	0.000	0.000	0.178	0.178	347.3	347.3	347.3	65.1	1978
unequal mass, non-spinning												
CoRe:Hyb:0007	MS1b	1.5000	1.0000	0.000	0.000	0.157	0.109	866.5	7041.6	2433.5	456.3	1113
CoRe:Hyb:0008	MS1b	1.6500	1.1000	0.000	0.000	0.171	0.118	505.2	4405.9	1490.1	279.4	1170
CoRe:Hyb:0009	MS1b	1.5278	1.2222	0.000	0.000	0.159	0.130	779.6	2583.2	1420.4	266.3	1301
CoRe:Hyb:0010	SLy	1.5000	1.0000	0.000	0.000	0.194	0.129	192.3	2315.0	720.0	135.0	1504
CoRe:Hyb:0011	SLy	1.5274	1.2222	0.000	0.000	0.198	0.157	167.5	732.2	365.6	68.6	1770
CoRe:Hyb:0012	SLy	1.6500	1.0979	0.000	0.000	0.215	0.142	93.6	1372.3	408.1	76.5	1592
equal mass, spinning												
CoRe:Hyb:0013	H4	1.3726	1.3726	+0.141	+0.141	0.149	0.149	1009.1	1009.1	1009.1	189.2	1605
CoRe:Hyb:0014	MS1b	1.3504	1.3504	-0.099	-0.099	0.142	0.142	1534.5	1534.5	1534.5	287.7	1323
CoRe:Hyb:0015	MS1b	1.3504	1.3504	+0.099	+0.099	0.142	0.142	1534.5	1534.5	1534.5	287.7	1442
CoRe:Hyb:0016	MS1b	1.3509	1.3509	+0.149	+0.149	0.142	0.142	1531.8	1531.8	1531.8	287.2	1456
CoRe:Hyb:0017	SLy	1.3502	1.3502	+0.052	+0.052	0.174	0.174	392.0	392.0	392.0	73.5	2025
CoRe:Hyb:0018	SLy	1.3506	1.3506	+0.106	+0.106	0.174	0.174	391.0	391.0	391.0	73.5	2048

Mismatch with respect to hybrid waveforms:

We compute the mismatch for 18 `TEOBResumS-NR` hybrid waveforms (Table IV) against a range of different phenomenological models: `IMRPhenomD` [79, 101] (no tidal effects), `IMRPhenomD_NRTidal` (incorporating tidal effects using the `NRTidal` model of [34] but no quadrupole-monopole self-spin terms), `IMRPhenomPv2_NRTidal` incorporating tidal effects using the `NRTidal` model of [34] including quadrupole-monopole self-spin terms up to 3PN, and the new model `IMRPhenomPv2_NRTidalv2`. In addition, we include the new `SEOBNRv4_ROM_NRTidalv2` and `IMRPhenomD_NRTidalv2` approximants. We evaluate the waveform models at the parameters of the hybrids reported in Table IV with an initial frequency of 30 Hz.

Generally, we find that `IMRPhenomPv2_NRTidalv2` performs as well or better than `IMRPhenomPv2_NRTidal`, except for 2 cases. For all configurations the mismatch stays below 5×10^{-3} even for maximum frequencies at or above the merger frequency. In addition, our comparisons show again that the inclusion of the quadrupole-monopole terms is important even for astrophysically reasonable spins—see [34, 102, 103] for previous studies. In most cases the mismatches between the hybrids and `IMRPhenomD_NRTidalv2` are marginally smaller compared to `SEOBNRv4_ROM_NRTidalv2`. Even less notable are the differences between `IMRPhenomD_NRTidalv2` and `IMRPhenomPv2_NRTidalv2` which are dominantly driven by the additional 3.5PN spin-spin and cubic-in-spin contributions in `IMRPhenomPv2_NRTidalv2`. The additional

tidal amplitude corrections have almost a negligible effect; cf. the non-spinning configurations in Fig. 9.

Our comparison shows that the `TEOBResumS-NR` hybrids are well described by the new approximant and that no additional pathologies (in the low frequency regime) are introduced during recalibration.

C. Cross validation against `SEOBNRv4T`

As a final check of the approximant, we compute the mismatch between the `IMRPhenomPv2_NRTidalv2` and the `SEOBNRv4T` model for a number of randomly sampled configurations. We compare these mismatches with mismatches between `IMRPhenomPv2` and `IMRPhenomPv2_NRTidalv2` to give an impression of the importance of tidal effects. The match computation is restricted to the frequency interval of $f \in [40, 2048]$ Hz. We have tested starting frequencies of 25 Hz and 30 Hz for a smaller number of cases and obtained smaller mismatches than for the 40 Hz initial frequency. Therefore, to save computational costs and to provide a conservative estimate, we use a minimum frequency of 40 Hz.

1. Non-spinning Configurations

We start this analysis by considering non-spinning configurations. For this purpose, we select 1000 samples with

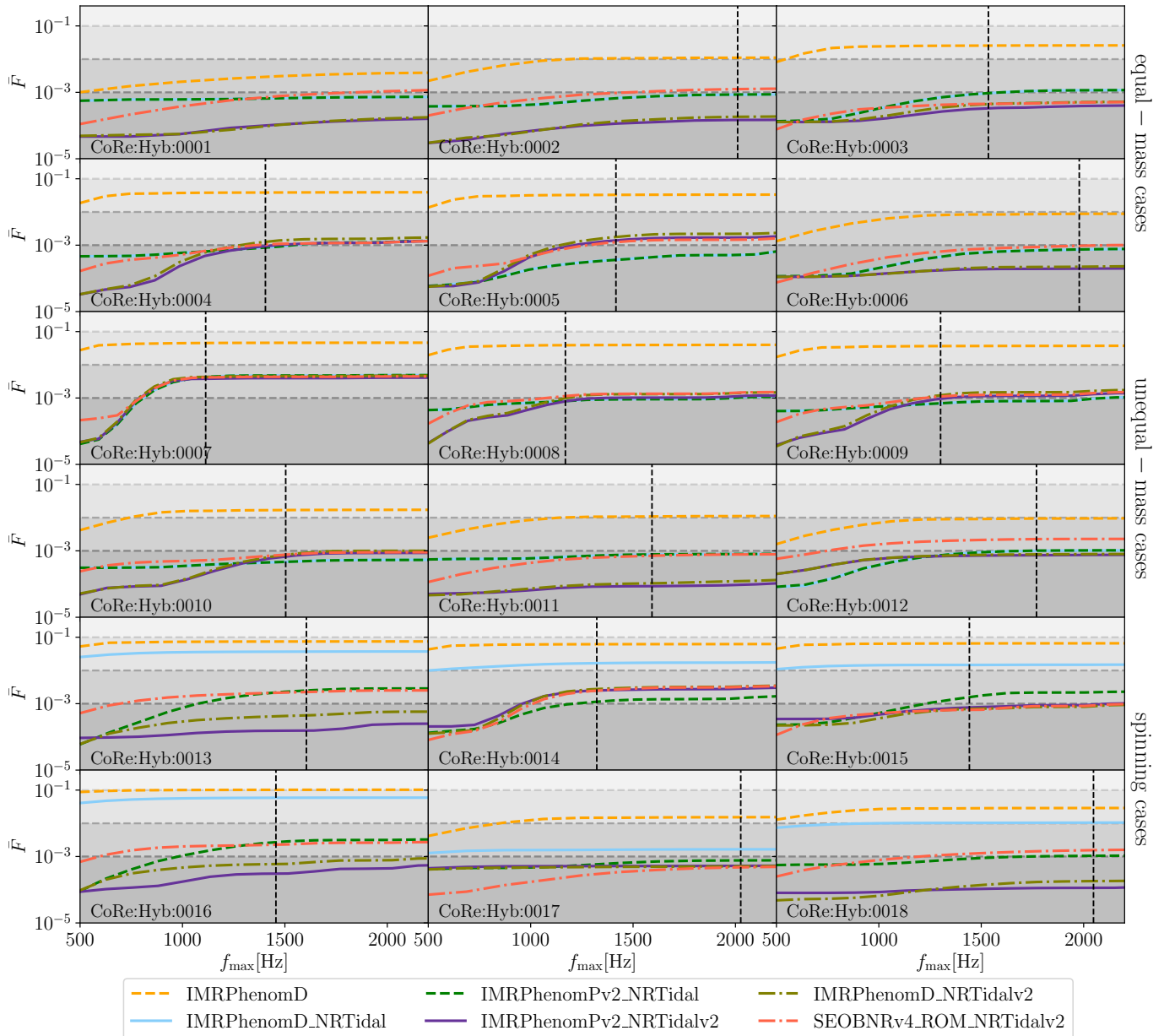


FIG. 9. Mismatch with respect to the `TEOBResumS-NR` hybrids. We mark the merger frequency with a vertical dashed line. For `CoRe:Hyb:0001` the merger happens at 2567Hz. The horizontal dashed lines mark mismatches of 10^{-3} , 10^{-2} , and 10^{-1} .

flat priors in $M_A, M_B \in [1, 3] M_\odot$ and $\Lambda_A, \Lambda_B \in [0, 5000]$. The final analysis is shown in Fig. 10, where we compare the `IMRPhenomPv2_NRTidalv2` and `SEOBNRv4T` approximant. For non-spinning configurations the mismatches between `IMRPhenomPv2_NRTidalv2` and `SEOBNRv4T` are below 0.034 for our set of configurations. The largest difference is found for large mass ratios; cf. upper left and lower right corners of the top panel. For better visualization, we mark mass ratios of $q = 1.25; 1.5; 2.0$ by diagonal gray, dark gray, and black lines, respectively. Restricting to mass ratios below 1.5, we find a largest mismatch of $\bar{F} = 0.024$

In addition, our analysis shows that for larger tidal de-

formabilities the mismatch between the two models tends to increase; cf. upper right corner of the right panel in Fig. 10. We mark in the plot $\Lambda_A + \Lambda_B = 1250; 2500; 5000$ with gray, dark gray, and black lines. Restricting our analysis to $\Lambda_A + \Lambda_B < 2500$ leads to a maximum mismatch of $\bar{F} = 0.016$.

Overall, the average mismatch between `IMRPhenomPv2_NRTidalv2` and `SEOBNRv4T` for our dataset is 0.009. Interestingly, if we restrict our analysis to the more physical parameter space in which the more

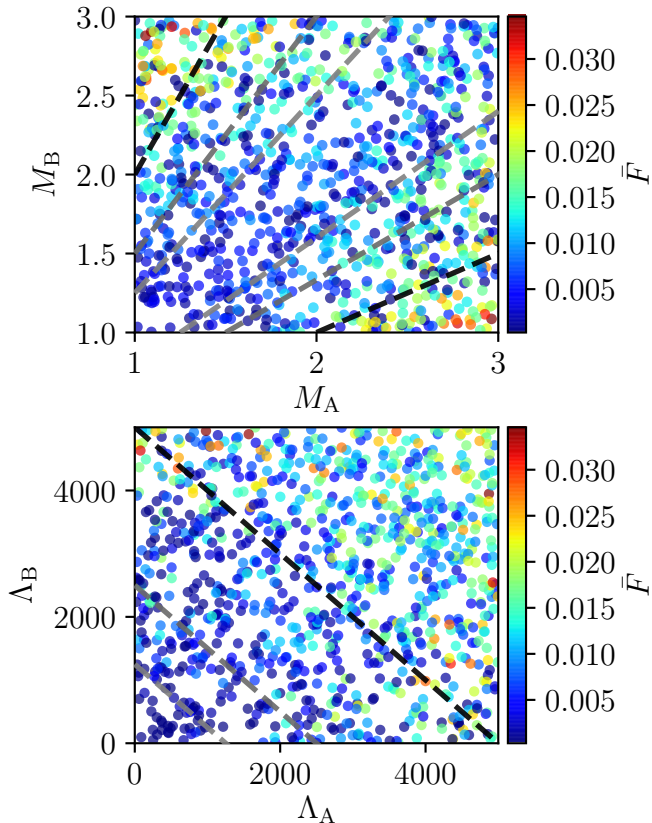


FIG. 10. Mismatch between IMRPhenomPv2_NRTidalv2 and SEOBNRv4T. We consider 1000 randomly distributed non-spinning configurations with $M_A, M_B \in [1, 3] M_\odot$ (here we relax our usual assumption that $M_A \geq M_B$) and $\Lambda_A, \Lambda_B \in [0, 5000]$. The mismatches are computed within the frequency interval $f \in [40, 2048]$ Hz and we use a sampling rate of 8192 Hz. We mark in the top panel mass ratios of 1.25; 1.5; 2.0 with diagonal gray, dark gray, black dashed lines, respectively. Similarly, $\Lambda_A + \Lambda_B = 1250; 2500; 5000$ are marked in the bottom panel.

massive star has the smaller tidal deformability,⁹ the average mismatch decreases by roughly a factor of 2 to 0.0059.

Consequently, we find for non-spinning configurations a good agreement between the tidal EOB model SEOBNRv4T and IMRPhenomPv2_NRTidalv2.¹⁰

⁹ For equations of state with no phase transition, the dimensionless tidal deformability is a monotonically decreasing function of the star’s mass—see, e.g., Fig. 1 in [104] for an illustration. However, in cases with a phase transition that yield twin stars, the tidal deformability is no longer a monotonically decreasing (or even a single-valued) function of mass, as illustrated in, e.g., Refs. [105, 106]. Of course, even in twin star cases, the deviations from monotonic decrease and single-valuedness are not large, while the parameters we generate by the aforementioned random sampling can have significant violations.

¹⁰ We note that as cross-validation of the implementation of the other approximants, we also tested the mismatch between

2. Spinning Configurations

We further consider spinning configurations using flat priors $M_{A,B} \in [1, 3] M_\odot$, $\Lambda_{A,B} \in [0, 5000]$, and $\chi_{A,B} \in [-0.30, 0.30]$ as well as $\chi_{A,B} \in [-0.60, 0.60]$. For both prior choices we select 3000 randomly distributed samples.

If we consider spins within $\chi_{A,B} \in [-0.30, 0.30]$ (upper panels of Fig. 11), we find a maximum mismatch of $\bar{F} = 0.034$, which is comparable with the non-spinning result presented before. Overall, the average mismatch of our 3000 samples for spins within $\chi_{A,B} \in [-0.30, 0.30]$ is $\bar{F} = 0.0072$. For the same set of configurations, the average mismatch with respect to IMRPhenomPv2_NRTidal is $\bar{F} = 0.0092$, i.e., 25% larger. Furthermore, we find that, as for the non-spinning cases, the largest mismatches are obtained for configurations which have large mass ratios and large tidal deformabilities. If only spin magnitudes up to $|\chi_{A,B}| \leq 0.3$ are considered, we do not find a noticeable spin effect.

However, spin effects become important for large spin magnitudes. For spin magnitudes up to 0.6, the largest mismatches between SEOBNRv4T and IMRPhenomPv2_NRTidalv2 are found for large anti-aligned spins, i.e., the lower left corner of the right-most bottom panel of Fig. 11. The maximum mismatch is $\bar{F} = 0.167$ for our randomly chosen set of configurations.

Comparing average values, we find that while the average mismatch is 0.043 between the original IMRPhenomPv2_NRTidal model and SEOBNRv4T, the average mismatch decreases to 0.021 between the IMRPhenomPv2_NRTidalv2 model and SEOBNRv4T, i.e., much better agreement is found within this large region of the parameter space.

The disagreement between SEOBNRv4T and IMRPhenomPv2_NRTidalv2 for large anti-aligned spins needs further investigation and requires additional NR simulations in regions of the parameter space which are currently not covered. Note that for the largest anti-aligned spin, high-quality NR setups (CoRe:BAM:0062) the NSs have only a spin of $\chi_{A,B} = -0.10$. For this physical configuration, both waveform approximants (SEOBNRv4T and IMRPhenomPv2_NRTidalv2) describe the data within the estimated uncertainty.

V. SUMMARY

In this article we have presented our most recent update of the NRTidal model. The model gives a closed analytical expression for tidal effects during the BNS coalescence and can be added to an arbitrary BBH baseline approximant. We added the new NRTidalv2 approximant

IMRPhenomPv2_NRTidalv2 and SEOBNv4_ROM_NRTidalv2 and find an average mismatch of $\sim 5 \times 10^{-4}$.

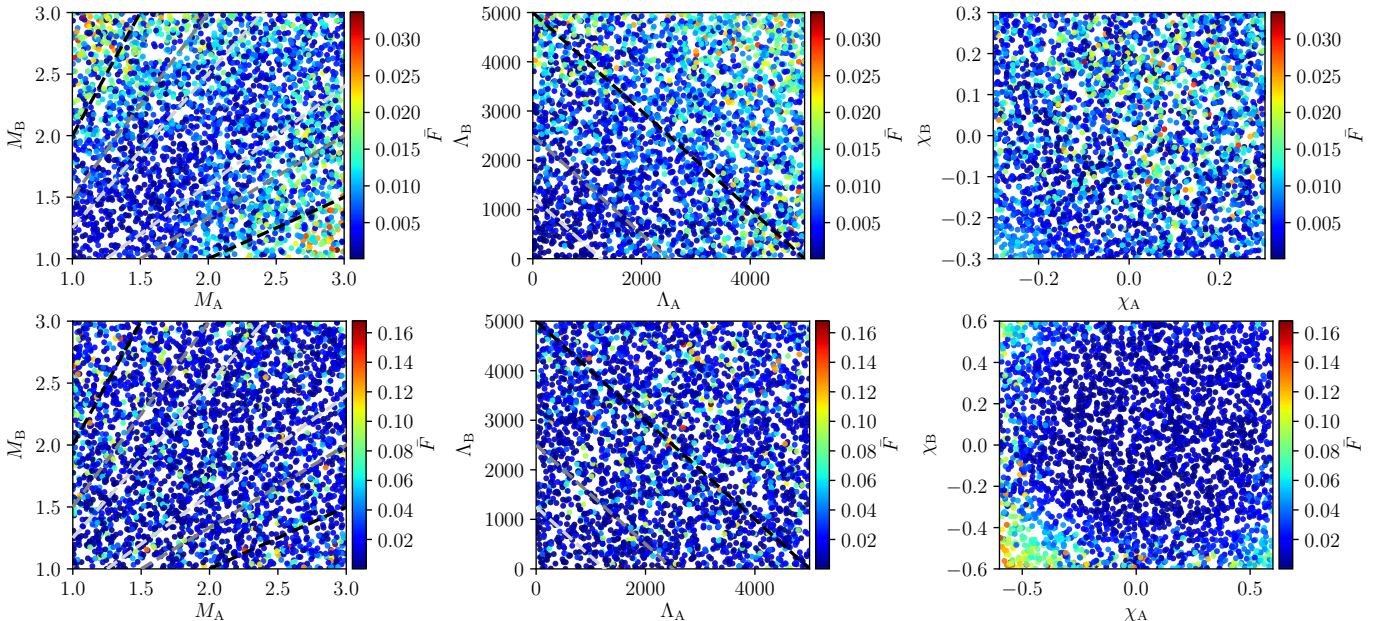


FIG. 11. Mismatch between `IMRPhenomPv2_NRTidalv2` and `SEOBNRv4T`. We consider randomly distributed configurations with $M_{A,B} \in [1, 3] M_{\odot}$, $\Lambda_{A,B} \in [0, 5000]$, and $\chi_{A,B} \in [-0.30, 0.30]$, as well as $\chi_{A,B} \in [-0.70, 0.70]$. The mismatches are computed within the frequency interval $f \in [40, 2048]$ Hz and a sampling rate of 8192 Hz is employed. We select 3000 random samples for configurations with spins $\chi_{A,B} \in [-0.30, 0.30]$ (top panels) and 3000 samples for $\chi_{A,B} \in [-0.60, 0.60]$ (bottom panels).

to `IMRPhenomPv2` [78, 79] to obtain a frequency-domain precessing BNS approximant as well as to the (frequency-domain) `SEOBNRv4_ROM` [80] and the `IMRPhenomD` [79] approximants to allow an improved and fast modeling of spin-aligned systems.

Our main improvements in comparison to the initial `NRTidal` model are:

- (i) a recalibration of the tidal phase to improved NR data incorporating additional analytical knowledge for the low frequency limit;
- (ii) the addition of a tidal amplitude correction to the model;
- (iii) incorporation of higher order (3.5PN) quadrupole and octupole information to the spin sector of the model.

We also hope to further improve the `NRTidalv2` model for higher mass ratios to allow an accurate description of high mass ratio systems. Such an extension requires additional high-quality NR simulations for a variety of different mass ratios.

An additional improvement would be the incorporation of the effect of f -mode resonances as recently computed in Refs. [107, 108], the incorporation of an updated precession dynamics as used in [109], or the incorporation of higher modes [110, 111].

We have compared the `IMRPhenomPv2_NRTidalv2` model with high resolution numerical relativity data and found agreement within the estimated uncertainty for all

NR data with clear convergence. Overall, the performance of `IMRPhenomPv2_NRTidalv2` is comparable with state-of-the-art tidal EOB models.

This accuracy was verified by the mismatch computation between `IMRPhenomPv2_NRTidalv2` and `TEOBResumS-NR` hybrid waveforms, for which mismatches are well below 5×10^{-3} .

We concluded the performance test of the model with a mismatch computation with respect to the tidal EOB model `SEOBNRv4T`. For non-spinning cases (or cases with small spins as employed in the low spin prior of the LVC analysis) the mismatch computed from a starting frequency of 40 Hz never exceeds $\bar{F} \approx 0.034$ for $M_{A,B} \in [1, 3] M_{\odot}$ and $\Lambda_{A,B} \in [0, 5000]$. Considering spinning setups ($\chi_{A,B} \in [-0.6, 0.6]$), the mismatch increases to a maximum of $\bar{F} = 0.164$.

ACKNOWLEDGMENTS

We acknowledge fruitful discussions with Sebastiano Bernuzzi, Tanja Hinderer, Alessandro Nagar, Patricia Schmidt, Ka Wa Tsang, and Chris Van Den Broeck and thank Alessandra Buonanno, Michael Pürrer, and Ulrich Sperhake for comments on the manuscript. We thank Sarp Akcay and Nestor Ortiz for the BAM:0001 high resolution data.

T. D. acknowledges support by the European Union's Horizon 2020 research and innovation program under grant agreement No 749145, BNSmergers. A. S. and T. D. are supported by the research programme of the

Netherlands Organisation for Scientific Research (NWO). S. K. acknowledges support from the Max Planck Society's Independent Research Group Grant. N. K. J.-M. acknowledges support from STFC Consolidator Grant No. ST/L000636/1. Also, this work has received funding from the European Union's Horizon 2020 research and innovation programme under the Marie Skłodowska-Curie Grant Agreement No. 690904. R. D. acknowledges support from DFG grant BR 2176/5-1. W. T. was supported by the National Science Foundation under grant PHY-1707227.

The computation of the numerical relativity waveform was performed on the Minerva cluster of the Max-Planck Institute for Gravitational Physics.

Appendix A: Alternative formulation of a tidal amplitude correction

1. Tidal amplitude corrections in the time domain

As in the frequency domain, the BNS waveform time domain amplitude can be obtained by augmenting existing BBH-models with additional tidal corrections A_T , i.e.,

$$A_{\text{BNS}} = A_{\text{BBH}} + A_T. \quad (\text{A1})$$

Refs. [18, 20] present the tidal amplitude corrections for the leading and next-to-leading order

$$A_T = \frac{8M\nu}{D_L} x \sqrt{\frac{\pi}{5}} \left\{ \Lambda_A X_A^4 x^5 \left[3(1 + 2X_B) + \frac{63 - 15X_B - 205X_B^2 - 45X_B^3}{14} x + \mathcal{O}(x^{3/2}) \right] + [A \leftrightarrow B] \right\}. \quad (\text{A2})$$

While Eq. (A2) describes the tidal amplitude corrections for small frequencies, it loses validity close to the moment of merger. For extreme cases, i.e., stiff EOSs and low NS masses, the additional amplitude corrections can become larger than A_{BBH} causing the overall amplitude to be negative. Thus, a further calibration to NR or EOB data is required. We will employ the quasi-universal relations, which allow an EOS-independent description of important quantities at the moment of merger (merger frequency, merger amplitude, reduced binding energy, specific orbital angular momentum, and GW luminosity) [112–115]. As shown in Fig. 6.7 of Ref. [114], the GW amplitude at the merger follows a quasi-universal relation as a function of the tidal coupling constant

$$\kappa_2^T = 2 \left[\frac{X_B}{X_A} \left(\frac{X_A}{C_A} \right)^5 k_2^A + \frac{X_A}{X_B} \left(\frac{X_B}{C_B} \right)^5 k_2^B \right], \quad (\text{A3})$$

namely,

$$D_L A^{\text{mrg}} / (\nu M) = 1.6498 \frac{1 + 2.5603 \cdot 10^{-2} \kappa_2^T - 1.024 \cdot 10^{-5} (\kappa_2^T)^2}{1 + 4.7278 \cdot 10^{-2} \kappa_2^T}. \quad (\text{A4})$$

We note that a straightforward extension of Eq. (A4) [Eq. (6.15d) of Ref. [114]], would be the incorporation of a larger number of NR simulations as publicly available under www.computational-relativity.org, Ref. [28]. However, we postpone this to future work [116], in which a more general discussion about quasi-universal relations during the BNS coalescence will be given.

To incorporate Eq. (A4) in Eq. (A2), we extend the analytical knowledge with an additional, unknown higher order PN-term and define the `NRTidal` amplitude correction as

$$A_T^{\text{NRTidal}} = \frac{8M\nu}{D_L} x \sqrt{\frac{\pi}{5}} \left(\hat{c}_A \kappa_A x^5 \frac{1 + \hat{c}_1^A x}{1 + \hat{d}x} + \hat{c}_B \kappa_B x^5 \frac{1 + \hat{c}_1^B x}{1 + \hat{d}x} \right), \quad (\text{A5})$$

where the individual terms \hat{c}_A , \hat{c}_1^A , \hat{c}_B , \hat{c}_1^B can be obtained from Eq. (A2) once we express $\Lambda_{A,B}$ in terms of $\kappa_{A,B}$.

Enforcing

$$A^{\text{mrg}}(x^{\text{mrg}}) = A_{\text{BBH}}(x^{\text{mrg}}) + A_T^{\text{NRTidal}}(x^{\text{mrg}}) \quad (\text{A6})$$

gives us the unknown parameter d according to

$$d = \left\{ \frac{8M\nu x^5}{D_L \Delta A} \sqrt{\frac{\pi}{5}} \left[\hat{c}_A \kappa_A \left(1 + \hat{c}_1^A x \right) + \hat{c}_B \kappa_B \left(1 + \hat{c}_1^B x \right) \right] - \frac{1}{x} \right\}_{x=x^{\text{mrg}}} \quad (\text{A7})$$

with $\Delta A = A^{\text{mrg}}(x^{\text{mrg}}) - A_{\text{BBH}}(x^{\text{mrg}})$.

We note that although the outlined approach has been tested for a selected number of cases, we did not implement it in LALSuite due to the large computational costs inherent to time domain waveform approximants.

2. Frequency domain amplitude corrections by SPA

In addition to the frequency domain amplitude correction presented in the main text, we also want to present a possible alternative way to augment the frequency domain binary black hole amplitude with tidal correction. For this purpose we use the SPA to obtain the frequency-domain amplitude from Eq. (A5). Following the SPA approach,

$$\tilde{A} = \frac{1}{2} \sqrt{\frac{2\pi}{\ddot{\phi}}} A, \quad (\text{A8})$$

where $\ddot{\phi}$ refers to the second time derivative of ϕ .

Using Eq. (16) [see also Eq. (14) in [18]; note that the published version is missing an equals sign], Eq. (A8) can be rewritten as

$$\tilde{A} = A \sqrt{\frac{\pi}{2}} \sqrt{\frac{d^2 \psi}{d\hat{\omega}^2}}. \quad (\text{A9})$$

Inserting $A = A_{\text{BBH}} + A_{\text{T}}$ and $\psi = \psi_{\text{BBH}} + \psi_{\text{T}}$ leads to

$$\tilde{A} = (A_{\text{BBH}} + A_{\text{T}}) \sqrt{\frac{\pi}{2}} \sqrt{\frac{d^2\psi_{\text{BBH}}}{d\hat{\omega}^2} + \frac{d^2\psi_{\text{T}}}{d\hat{\omega}^2}}. \quad (\text{A10})$$

Treating the tidal phase correction as a small change of the underlying BBH waveform, we rewrite the expression as

$$\tilde{A} = (A_{\text{BBH}} + A_{\text{T}}) \sqrt{\frac{\pi}{2}} \sqrt{\frac{d^2\psi_{\text{BBH}}}{d\hat{\omega}^2}} \sqrt{1 + \underbrace{\frac{d^2\psi_{\text{T}}}{d\hat{\omega}^2} / \frac{d^2\psi_{\text{BBH}}}{d\hat{\omega}^2}}_{\epsilon}}. \quad (\text{A11})$$

Linearizing in $\epsilon = \mathcal{O}(\kappa)$ and neglecting terms proportional to κ^2 [noting that $A_{\text{T}} = \mathcal{O}(\kappa)$] leads to

$$\tilde{A} = \underbrace{A_{\text{BBH}} \sqrt{\frac{\pi}{2}} \sqrt{\frac{d^2\psi_{\text{BBH}}}{d\hat{\omega}^2}}}_{\tilde{A}_{\text{BBH}}} \left(1 + \frac{\epsilon}{2}\right) + A_{\text{T}} \underbrace{\sqrt{\frac{\pi}{2}} \sqrt{\frac{d^2\psi_{\text{BBH}}}{d\hat{\omega}^2}}}_{\tilde{A}_{\text{BBH}}/A_{\text{BBH}}}. \quad (\text{A12})$$

Thus, the final expression is given as

$$\frac{\tilde{A}}{\tilde{A}_{\text{BBH}}} = 1 + \frac{A_{\text{T}}}{A_{\text{BBH}}} + \frac{1}{2} \frac{d^2\psi_{\text{T}}}{d\hat{\omega}^2} / \frac{d^2\psi_{\text{BBH}}}{d\hat{\omega}^2}. \quad (\text{A13})$$

The approach outlined in this appendix, i.e., Eq. (A13), leads to much larger computational cost than the Padé approximant [Eq. (24)], which is why we chose the easier and more straightforward implementation shown in the main body of the paper. However, this additional approach might become relevant for a potential improvement/extension in the future.

Appendix B: Extension of the NRTidal phase incorporating additional mass ratio dependence

We now outline a possible extension of the NRTidalv2 model which incorporates additional analytically known mass-ratio dependence. Since we do not find such an extension to perform better in our tests and to reduce computational costs, we limited the mass ratio dependence in the tidal phase simply to the prefactor $\propto \kappa_{\text{eff}}^T/\nu$ in the current implementation of the model.

However, it is possible to recast Eq. (17) as

$$\psi_{\text{T}}(x) = -\kappa_A c_0^A x^{5/2} \tilde{P}_{\text{NRTidal}}^A(x) - \kappa_B c_0^B x^{5/2} \tilde{P}_{\text{NRTidal}}^B(x) \quad (\text{B1})$$

with $c_0^A = -\frac{3}{16X_A X_B} \left(12 + \frac{X_A}{X_B}\right)$ (and similarly for c_0^B).

The individual Padé approximants $\tilde{P}_{\text{NRTidal}}^A(x)$, $\tilde{P}_{\text{NRTidal}}^B(x)$ are similar to Eq. (18) together with the constraints in Eqs. (19), but the known PN coefficients $\tilde{c}_1^{A,B}$, $\tilde{c}_{3/2}^{A,B}$, $\tilde{c}_2^{A,B}$, $\tilde{c}_{5/2}^{A,B}$ have a mass ratio dependence as given in Ref. [18].

Due to the limited set of high-quality NR data, the fitting coefficients in Eqs. (20) ($\tilde{d}_1, \tilde{d}_2, \tilde{n}_{5/2}, \tilde{n}_3$) can only be determined for the equal mass case.

We find that while such a choice of the coefficients leads to a correct mass ratio dependence for the low frequency limit, the higher frequency phase is described worse compared to the NRTidalv2 approximation given in the main text. We suggest that this is caused by the inconsistency introduced by adding the mass-ratio dependence in only some of the Padé coefficients.

-
- [1] B. P. Abbott *et al.* (LIGO Scientific Collaboration and Virgo Collaboration), Phys. Rev. Lett., **119**, 161101 (2017), arXiv:1710.05832 [gr-qc].
- [2] B. P. Abbott *et al.* (LIGO Scientific Collaboration, Virgo Collaboration, Fermi-GBM, and INTEGRAL), Astrophys. J. Lett., **848**, L13 (2017), arXiv:1710.05834 [astro-ph.HE].
- [3] B. P. Abbott *et al.* (LIGO Scientific Collaboration, Virgo Collaboration, et al.), Astrophys. J. Lett., **848**, L12 (2017), arXiv:1710.05833 [astro-ph.HE].
- [4] M. Tanaka *et al.*, Publ. Astron. Soc. Jap., **69**, 102 (2017), arXiv:1710.05850 [astro-ph.HE].
- [5] M. Nicholl *et al.*, Astrophys. J. Lett., **848**, L18 (2017), arXiv:1710.05456 [astro-ph.HE].
- [6] N. R. Tanvir *et al.*, Astrophys. J. Lett., **848**, L27 (2017), arXiv:1710.05455 [astro-ph.HE].
- [7] A. Perego, D. Radice, and S. Bernuzzi, Astrophys. J. Lett., **850**, L37 (2017), arXiv:1711.03982 [astro-ph.HE].
- [8] E. Waxman, E. O. Ofek, D. Kushnir, and A. Gal-Yam, Mon. Not. R. Astron. Soc., **481**, 3423 (2018), arXiv:1711.09638 [astro-ph.HE].
- [9] B. D. Metzger, T. A. Thompson, and E. Quataert, Astrophys. J., **856**, 101 (2018), arXiv:1801.04286 [astro-ph.HE].
- [10] B. P. Abbott *et al.* (LIGO Scientific Collaboration and Virgo Collaboration), Phys. Rev. X, **9**, 011001 (2019), arXiv:1805.11579 [gr-qc].
- [11] K. Kawaguchi, M. Shibata, and M. Tanaka, Astrophys. J. Lett., **865**, L21 (2018), arXiv:1806.04088 [astro-ph.HE].
- [12] T. Hinderer *et al.*, (2018), arXiv:1808.03836 [astro-ph.HE].
- [13] M. W. Coughlin, T. Dietrich, B. Margalit, and B. D. Metzger, (2018), arXiv:1812.04803 [astro-ph.HE].
- [14] M. W. Coughlin and T. Dietrich, (2019), arXiv:1901.06052 [astro-ph.HE].
- [15] D. M. Siegel, (2019), arXiv:1901.09044 [astro-ph.HE].
- [16] B. P. Abbott *et al.* (KAGRA Collaboration, LIGO Scientific Collaboration, and Virgo Collaboration), Living Rev. Relativity, **21**, 3 (2018), arXiv:1304.0670 [gr-qc].
- [17] J. Veitch *et al.*, Phys. Rev. D, **91**, 042003 (2015), arXiv:1409.7215 [gr-qc].
- [18] T. Damour, A. Nagar, and L. Villain, Phys. Rev. D, **85**, 123007 (2012), arXiv:1203.4352 [gr-qc].

- [19] P. Pani, L. Gualtieri, T. Abdelsalhin, and X. Jiménez-Forteza, *Phys. Rev. D*, **98**, 124023 (2018), arXiv:1810.01094 [gr-qc].
- [20] B. Banihashemi and J. Vines, (2018), arXiv:1805.07266 [gr-qc].
- [21] T. Abdelsalhin, L. Gualtieri, and P. Pani, *Phys. Rev. D*, **98**, 104046 (2018), arXiv:1805.01487 [gr-qc].
- [22] P. Landry, (2018), arXiv:1805.01882 [gr-qc].
- [23] X. Jiménez-Forteza, T. Abdelsalhin, P. Pani, and L. Gualtieri, *Phys. Rev. D*, **98**, 124014 (2018), arXiv:1807.08016 [gr-qc].
- [24] K. Hotokezaka, K. Kyutoku, H. Okawa, and M. Shibata, *Phys. Rev. D*, **91**, 064060 (2015), arXiv:1502.03457 [gr-qc].
- [25] S. Bernuzzi and T. Dietrich, *Phys. Rev. D*, **94**, 064062 (2016), arXiv:1604.07999 [gr-qc].
- [26] K. Kiuchi, K. Kawaguchi, K. Kyutoku, Y. Sekiguchi, M. Shibata, and K. Taniguchi, *Phys. Rev. D*, **96**, 084060 (2017), arXiv:1708.08926 [astro-ph.HE].
- [27] T. Dietrich, S. Bernuzzi, B. Brügmann, and W. Tichy, in *Proceedings, 26th Euromicro International Conference on Parallel, Distributed and Network-based Processing (PDP 2018): Cambridge, UK, March 21-23, 2018* (2018) pp. 682–689, arXiv:1803.07965 [gr-qc].
- [28] T. Dietrich, D. Radice, S. Bernuzzi, F. Zappa, A. Perego, B. Brügmann, S. V. Chaurasia, R. Dudi, W. Tichy, and M. Ujevic, *Classical Quantum Gravity*, **35**, 24LT01 (2018), arXiv:1806.01625 [gr-qc].
- [29] F. Foucart *et al.*, *Phys. Rev. D*, **99**, 044008 (2019), arXiv:1812.06988 [gr-qc].
- [30] S. Bernuzzi, A. Nagar, M. Thierfelder, and B. Brügmann, *Phys. Rev. D*, **86**, 044030 (2012), arXiv:1205.3403 [gr-qc].
- [31] M. Favata, *Phys. Rev. Lett.*, **112**, 101101 (2014), arXiv:1310.8288 [gr-qc].
- [32] L. Wade, J. D. E. Creighton, E. Ochsner, B. D. Lackey, B. F. Farr, T. B. Littenberg, and V. Raymond, *Phys. Rev. D*, **89**, 103012 (2014), arXiv:1402.5156 [gr-qc].
- [33] K. Hotokezaka, K. Kyutoku, Y.-i. Sekiguchi, and M. Shibata, *Phys. Rev. D*, **93**, 064082 (2016), arXiv:1603.01286 [gr-qc].
- [34] T. Dietrich *et al.*, *Phys. Rev. D*, **99**, 024029 (2019), arXiv:1804.02235 [gr-qc].
- [35] R. Dudi, F. Pannarale, T. Dietrich, M. Hannam, S. Bernuzzi, F. Ohme, and B. Brügmann, *Phys. Rev. D*, **98**, 084061 (2018), arXiv:1808.09749 [gr-qc].
- [36] A. Samajdar and T. Dietrich, *Phys. Rev. D*, **98**, 124030 (2018), arXiv:1810.03936 [gr-qc].
- [37] S. Bernuzzi, A. Nagar, T. Dietrich, and T. Damour, *Phys. Rev. Lett.*, **114**, 161103 (2015), arXiv:1412.4553 [gr-qc].
- [38] T. Hinderer *et al.*, *Phys. Rev. Lett.*, **116**, 181101 (2016), arXiv:1602.00599 [gr-qc].
- [39] J. Steinhoff, T. Hinderer, A. Buonanno, and A. Taracchini, *Phys. Rev. D*, **94**, 104028 (2016), arXiv:1608.01907 [gr-qc].
- [40] A. Nagar *et al.*, *Phys. Rev. D*, **98**, 104052 (2018), arXiv:1806.01772 [gr-qc].
- [41] A. Nagar and P. Rettengo, *Phys. Rev. D*, **99**, 021501(R) (2019), arXiv:1805.03891 [gr-qc].
- [42] S. Akcay, S. Bernuzzi, F. Messina, A. Nagar, N. Ortiz, and P. Rettengo, *Phys. Rev. D*, **99**, 044051 (2019), arXiv:1812.02744 [gr-qc].
- [43] A. Nagar, F. Messina, P. Rettengo, D. Bini, T. Damour, A. Geralico, S. Akcay, and S. Bernuzzi, *Phys. Rev. D*, **99**, 044007 (2019), arXiv:1812.07923 [gr-qc].
- [44] A. Buonanno and T. Damour, *Phys. Rev. D*, **59**, 084006 (1999), arXiv:gr-qc/9811091.
- [45] T. Damour and A. Nagar, *Phys. Rev. D*, **81**, 084016 (2010), arXiv:0911.5041 [gr-qc].
- [46] T. Dietrich and T. Hinderer, *Phys. Rev. D*, **95**, 124006 (2017), arXiv:1702.02053 [gr-qc].
- [47] B. D. Lackey, S. Bernuzzi, C. R. Galley, J. Meidam, and C. Van Den Broeck, *Phys. Rev. D*, **95**, 104036 (2017), arXiv:1610.04742 [gr-qc].
- [48] B. D. Lackey, M. Pürrer, A. Taracchini, and S. Marsat, *Phys. Rev. D*, **100**, 024002 (2019), arXiv:1812.08643 [gr-qc].
- [49] B. D. Lackey, K. Kyutoku, M. Shibata, P. R. Brady, and J. L. Friedman, *Phys. Rev. D*, **89**, 043009 (2014), arXiv:1303.6298 [gr-qc].
- [50] F. Pannarale, E. Berti, K. Kyutoku, and M. Shibata, *Phys. Rev. D*, **88**, 084011 (2013), arXiv:1307.5111 [gr-qc].
- [51] K. Barkett *et al.*, *Phys. Rev. D*, **93**, 044064 (2016), arXiv:1509.05782 [gr-qc].
- [52] J. Lange *et al.*, *Phys. Rev. D*, **96**, 104041 (2017), arXiv:1705.09833 [gr-qc].
- [53] J. Lange, R. O’Shaughnessy, and M. Rizzo, (2018), arXiv:1805.10457 [gr-qc].
- [54] T. Dietrich, S. Bernuzzi, and W. Tichy, *Phys. Rev. D*, **96**, 121501(R) (2017), arXiv:1706.02969 [gr-qc].
- [55] LIGO Scientific Collaboration and Virgo Collaboration, “LALSuite software,” (2018).
- [56] B. P. Abbott *et al.* (LIGO Scientific Collaboration and Virgo Collaboration), *Phys. Rev. Lett.*, **121**, 161101 (2018), arXiv:1805.11581 [gr-qc].
- [57] B. P. Abbott *et al.* (LIGO Scientific Collaboration and Virgo Collaboration), (2018), arXiv:1811.12907 [astro-ph.HE].
- [58] B. P. Abbott *et al.* (LIGO Scientific Collaboration and Virgo Collaboration), *Phys. Rev. Lett.*, **123**, 011102 (2019), arXiv:1811.00364 [gr-qc].
- [59] L. Dai, T. Venumadhav, and B. Zackay, (2018), arXiv:1806.08793 [gr-qc].
- [60] D. Radice and L. Dai, *Eur. Phys. J. A*, **55**, 50 (2019), arXiv:1810.12917 [astro-ph.HE].
- [61] K. Kawaguchi, K. Kiuchi, K. Kyutoku, Y. Sekiguchi, M. Shibata, and K. Taniguchi, *Phys. Rev. D*, **97**, 044044 (2018), arXiv:1802.06518 [gr-qc].
- [62] S. Marsat, *Classical Quantum Gravity*, **32**, 085008 (2015), arXiv:1411.4118 [gr-qc].
- [63] A. Bohé, G. Faye, S. Marsat, and E. K. Porter, *Classical Quantum Gravity*, **32**, 195010 (2015), arXiv:1501.01529 [gr-qc].
- [64] N. V. Krishnendu, K. G. Arun, and C. K. Mishra, *Phys. Rev. Lett.*, **119**, 091101 (2017), arXiv:1701.06318 [gr-qc].
- [65] É. É. Flanagan and T. Hinderer, *Phys. Rev. D*, **77**, 021502(R) (2008), arXiv:0709.1915 [astro-ph].
- [66] K. Stovall *et al.*, *Astrophys. J. Lett.*, **854**, L22 (2018), arXiv:1802.01707 [astro-ph.HE].
- [67] B. Kumar and P. Landry, *Phys. Rev. D*, **99**, 123026 (2019), arXiv:1902.04557 [gr-qc].
- [68] J. S. Read, B. D. Lackey, B. J. Owen, and J. L. Friedman, *Phys. Rev. D*, **79**, 124032 (2009), arXiv:0812.2163 [astro-ph].
- [69] A. Bauswein, O. Just, H.-T. Janka, and N. Stergioulas,

- Astrophys. J. Lett., **850**, L34 (2017), arXiv:1710.06843 [astro-ph.HE].
- [70] E. R. Most, L. R. Weih, L. Rezzolla, and J. Schaffner-Bielich, Phys. Rev. Lett., **120**, 261103 (2018), arXiv:1803.00549 [gr-qc].
- [71] H. T. Cromartie *et al.*, (2019), arXiv:1904.06759 [astro-ph.HE].
- [72] B. Brügmann, J. A. González, M. Hannam, S. Husa, U. Sperhake, and W. Tichy, Phys. Rev. D, **77**, 024027 (2008), arXiv:gr-qc/0610128 [gr-qc].
- [73] M. Thierfelder, S. Bernuzzi, and B. Brügmann, Phys. Rev. D, **84**, 044012 (2011), arXiv:1104.4751 [gr-qc].
- [74] T. Dietrich, S. Bernuzzi, M. Ujevic, and B. Brügmann, Phys. Rev. D, **91**, 124041 (2015), arXiv:1504.01266 [gr-qc].
- [75] <http://www.black-holes.org/SpEC.html>, SpEC - Spectral Einstein Code.
- [76] A. H. Mroué *et al.*, Phys. Rev. Lett., **111**, 241104 (2013), arXiv:1304.6077 [gr-qc].
- [77] J. Blackman, S. E. Field, C. R. Galley, B. Szilágyi, M. A. Scheel, M. Tiglio, and D. A. Hemberger, Phys. Rev. Lett., **115**, 121102 (2015), arXiv:1502.07758 [gr-qc].
- [78] M. Hannam, P. Schmidt, A. Bohé, L. Haegel, S. Husa, F. Ohme, G. Pratten, and M. Pürrer, Phys. Rev. Lett., **113**, 151101 (2014), arXiv:1308.3271 [gr-qc].
- [79] S. Khan, S. Husa, M. Hannam, F. Ohme, M. Pürrer, X. Jiménez Forteza, and A. Bohé, Phys. Rev. D, **93**, 044007 (2016), arXiv:1508.07253 [gr-qc].
- [80] A. Bohé *et al.*, Phys. Rev. D, **95**, 044028 (2017), arXiv:1611.03703 [gr-qc].
- [81] M. Pürrer, Classical Quantum Gravity, **31**, 195010 (2014), arXiv:1402.4146 [gr-qc].
- [82] M. Pürrer, Phys. Rev. D, **93**, 064041 (2016), arXiv:1512.02248 [gr-qc].
- [83] T. Damour, “Gravitational radiation and the motion of compact bodies, in *Gravitational Radiation*, edited by N. Deruelle and T. Piran,” (North-Holland, Amsterdam, 1983, 1983) pp. 59–144.
- [84] T. Hinderer, Astrophys. J., **677**, 1216 (2008), arXiv:0711.2420 [astro-ph].
- [85] T. Damour and A. Nagar, Phys. Rev. D, **80**, 084035 (2009), arXiv:0906.0096 [gr-qc].
- [86] T. Binnington and E. Poisson, Phys. Rev. D, **80**, 084018 (2009), arXiv:0906.1366 [gr-qc].
- [87] D. J. A. McKechnan, C. Robinson, and B. S. Sathyaprakash, *Gravitational waves. Proceedings, 8th Edoardo Amaldi Conference, Amaldi 8, New York, USA, June 22-26, 2009*, Classical Quantum Gravity, **27**, 084020 (2010), arXiv:1003.2939 [gr-qc].
- [88] G. Pappas and T. A. Apostolatos, Phys. Rev. Lett., **112**, 121101 (2014), arXiv:1311.5508 [gr-qc].
- [89] K. Yagi, K. Kyutoku, G. Pappas, N. Yunes, and T. A. Apostolatos, Phys. Rev. D, **89**, 124013 (2014), arXiv:1403.6243 [gr-qc].
- [90] C. K. Mishra, A. Kela, K. G. Arun, and G. Faye, Phys. Rev. D, **93**, 084054 (2016), arXiv:1601.05588 [gr-qc].
- [91] L. Blanchet, Living Rev. Relativity, **17**, 2 (2014), arXiv:1310.1528 [gr-qc].
- [92] K. Yagi and N. Yunes, Phys. Rep., **681**, 1 (2017), arXiv:1608.02582 [gr-qc].
- [93] L. E. Kidder, Phys. Rev. D, **52**, 821 (1995), arXiv:gr-qc/9506022 [gr-qc].
- [94] T. A. Apostolatos, C. Cutler, G. J. Sussman, and K. S. Thorne, Phys. Rev. D, **49**, 6274 (1994).
- [95] A. Buonanno, Y.-b. Chen, and M. Vallisneri, Phys. Rev. D, **67**, 104025 (2003), **74**, 029904(E) (2006), arXiv:gr-qc/0211087 [gr-qc].
- [96] P. Schmidt, M. Hannam, S. Husa, and P. Ajith, Phys. Rev. D, **84**, 024046 (2011), arXiv:1012.2879 [gr-qc].
- [97] P. Schmidt, M. Hannam, and S. Husa, Phys. Rev. D, **86**, 104063 (2012), arXiv:1207.3088 [gr-qc].
- [98] P. Schmidt, F. Ohme, and M. Hannam, Phys. Rev. D, **91**, 024043 (2015), arXiv:1408.1810 [gr-qc].
- [99] Advanced LIGO anticipated sensitivity curves, LIGO Document T0900288-v3, <https://dcc.ligo.org/LIGO-T0900288/public>.
- [100] Updated Advanced LIGO sensitivity design curve, LIGO Document T1800044-v5, <https://dcc.ligo.org/LIGO-T1800044/public>.
- [101] S. Husa, S. Khan, M. Hannam, M. Pürrer, F. Ohme, X. Jiménez Forteza, and A. Bohé, Phys. Rev. D, **93**, 044006 (2016), arXiv:1508.07250 [gr-qc].
- [102] I. Harry and T. Hinderer, Classical Quantum Gravity, **35**, 145010 (2018), arXiv:1801.09972 [gr-qc].
- [103] A. Samajdar and T. Dietrich, (2019), arXiv:1905.03118 [gr-qc].
- [104] K. Chatziioannou, K. Yagi, A. Klein, N. Cornish, and N. Yunes, Phys. Rev. D, **92**, 104008 (2015), arXiv:1508.02062 [gr-qc].
- [105] M. Sieniawska, W. Turczanski, M. Bejger, and J. L. Zdunik, Astron. Astrophys., **622**, A174 (2019), arXiv:1807.11581 [astro-ph.HE].
- [106] S. Han and A. W. Steiner, Phys. Rev. D, **99**, 083014 (2019), arXiv:1810.10967 [nucl-th].
- [107] N. Andersson and P. Pnigouras, (2019), arXiv:1905.00012 [gr-qc].
- [108] P. Schmidt and T. Hinderer, (2019), arXiv:1905.00818 [gr-qc].
- [109] S. Khan, K. Chatziioannou, M. Hannam, and F. Ohme, (2018), arXiv:1809.10113 [gr-qc].
- [110] L. London, S. Khan, E. Fauchon-Jones, X. Jiménez-Forteza, M. Hannam, S. Husa, C. Kalaghatgi, F. Ohme, and F. Pannarale, Phys. Rev. Lett., **120**, 161102 (2018), arXiv:1708.00404 [gr-qc].
- [111] R. Cotesta, A. Buonanno, A. Bohé, A. Taracchini, I. Hinder, and S. Ossokine, Phys. Rev. D, **98**, 084028 (2018), arXiv:1803.10701 [gr-qc].
- [112] S. Bernuzzi, A. Nagar, S. Balmelli, T. Dietrich, and M. Ujevic, Phys. Rev. Lett., **112**, 201101 (2014), arXiv:1402.6244 [gr-qc].
- [113] K. Takami, L. Rezzolla, and L. Baiotti, Phys. Rev. D, **91**, 064001 (2015), arXiv:1412.3240 [gr-qc].
- [114] T. Dietrich, *Binary neutron star merger simulations*, Ph.D. thesis, Jena (2016), dissertation, Friedrich-Schiller-Universität Jena, 2016.
- [115] F. Zappa, S. Bernuzzi, D. Radice, A. Perego, and T. Dietrich, Phys. Rev. Lett., **120**, 111101 (2018), arXiv:1712.04267 [gr-qc].
- [116] F. Zappa *et al.*, (in preparation).