

The Mass-Activity relationships in M and K dwarfs. I. Stellar parameters of our sample of M and K dwarfs ¹

Éric R. Houdebine^{1,2}, D.J. Mullan³, J.G. Doyle¹, Geoffroy de La Vieuville², C.J. Butler¹, F. Paletou²

ABSTRACT

Empirical correlations between stellar parameters such as rotation or radius and magnetic activity diagnostics require estimates of the effective temperatures and the stellar radii. The aim of this study is to propose simple methods that can be applied to large samples of stars in order to derive estimates of the stellar parameters.

Good empirical correlations between Red/Infra-Red colours (e.g. $(R-I)_C$) and effective temperatures have been well established for a long time (e.g. Veeder 1974, Bessell 1979, Leggett 1992). The more recent $(R-I)_C$ colour- T_{eff} correlation using the data of Mann et al. (2015: hereafter M15) and Boyajian et al. (2012: hereafter B12) shows that this colour can be applied as a temperature estimate for large samples of stars. We find that the mean scatter in T_{eff} relative to the $(R-I)_C$ - T_{eff} relationship of B12 and M15 data is only $\pm 3\sigma = 44.6$ K for K dwarfs and $\pm 3\sigma = 39.4$ K for M dwarfs. These figures are small and show that the $(R-I)_C$ colour can be used as a first guess effective temperature estimator for K and M dwarfs.

We derive effective temperatures for about 1910 K and M dwarfs using the calibration of $(R-I)_C$ colour- T_{eff} from B12 and M15 data. We also compiled T_{eff} and metallicity measurements available in the literature using the VizieR database.

We determine T_{eff} for 441 stars with previously unknown effective temperatures. We also identified 21 new spectroscopic binaries and 1 triple system from our high resolution spectra.

Subject headings: Stars: late-type dwarfs - Stars: late-type subdwarfs - Stars: Fundamental parameters

1. Introduction

The determination of fundamental stellar parameters (T_{eff} , R_* , and $[M/H]$) are essential to many astrophysical studies such as the determinations of exoplanet properties, the comparison to stellar interior models, the determinations of Rotation-Activity Correlations (RACs) and another type of magnetic activity related correlations presented in this series of papers, e.g., the Mass-Activity empirical Correlations (MACs thereafter). In exoplanet studies, the precise

determinations of the stellar parameters are required to establish the radius of a transiting planet. Also, the mass of an exoplanet detected with a given orbital period scales as the mass of the star to the power $2/3$.

The determinations of estimates of stellar radii are also important in order to obtain RACs and MACs with a minimum amount of scatter (e.g. Houdebine et al. 2017, Houdebine et al. 2019, in preparation). We estimate that the uncertainties in the determination of rotation periods are due to the uncertainties in stellar radii determinations by an amount of about 50%. In the present series of papers, estimates of stellar radii are also central in order to obtain meaningful empirical correlations between magnetic activity diagnostics, i.e. the (Ca II resonance lines and H_α surface fluxes or R'_{HK}), and various quantities related to the stellar radius: L_{Bol} , M_V , M_* or R_* . In this paper, we focus on quantities which are relevant to de-

¹Armagh Observatory, College Hill, BT61 9DG Armagh, Northern Ireland

²Université Paul Sabatier, Observatoire Midi-Pyrénées, Cnrs, Cnes, IRAP, F-31400 Toulouse, France

³Department of Physics and Astronomy, University of Delaware, Newark, DE 19716, USA

¹Based on Gaia DR2 and Hipparcos parallax measurements.

termining values of stellar radii and T_{eff} s, for a large sample of 1910 K and M dwarfs from dK3 to dM7. We shall postpone the discussion of activity indices to Paper II, when the MACs will be constructed.

Stellar parameters of K and M dwarfs were sometimes estimated by direct comparison to models (e.g. Paletou et al. 2015, Casagrande et al. 2008). However, in the case of M dwarfs there are still numerous atomic and molecular lines that are not included in the currently existing models, although there is a continuing effort to improve the models (e.g. Allard et al. 2015). Also the current models do not include possible NLTE effects nor the presence of spots and the chromosphere. The stellar radii obtained from the studies of low-mass eclipsing binaries (LMEBs) indicate that stellar models tend to under-predict the radii (e.g., Kraus et al. 2014, Spada et al. 2013). Mullan & McDonald (2001) showed that these discrepancies may be due to the high activity levels of the LMEBs. On the contrary, M15 found some consistency between their derived values of L_{Bol} , R_* , M_* and T_{eff} and those predicted by their model calculations. Specifically, M15 found that their models systematically over-predict T_{eff} and under-predict R_* by -2.2% and 4.7% respectively for their hotter stars, in agreement with previous comparisons of models and LMEBs and single main-sequence field stars. M15 also found that for values of T_{eff} below 3500 K, where stars on the main sequence are predicted to be fully convective, F_{Bol} was systematically underestimated by the models at the 0.2% level. For stars hotter than 3500 K, the models over-estimate F_{Bol} by about 0.4%. M15 also reported systematic differences between their model-based masses and those from Delfosse et al. (2000). The models predict systematically lower masses above $0.50 M_{\odot}$ and systematically higher masses below this threshold. They propose that their model-derived masses are more precise than those from the Delfosse et al. (2000) relation.

B12 compared the luminosity-temperature, luminosity-radius, temperature-radius and mass-radius empirical relationships for their sample of 33 K and M dwarfs to the models of Padova, Dartmouth, BCAH and Yonsei-Yale (Girardi et al. 2000, Dotter et al. 2008, Baraffe et al. 1998, Demarque et al. 2004). They found that the Dartmouth and BCAH models reproduce the trends of their data the best. In their temperature-radius plane they found that there is a lot of scatter in the radius of a star for a given tem-

perature. B12 also found that models over-predict temperatures by an average of 6%. For radii less than $0.7 R_{\odot}$ they found that models under-predict radii by about 10%, and the difference between their observations and models increases with decreasing radii up to $\sim 50\%$ for radii of $\sim 0.4 R_{\odot}$.

Houdebine (2008, Paper VII) found a relatively tight correlation between $[M/H]$ and R_* in a sample of M2 dwarfs. $[M/H]$ decreases with decreasing R_* in normal dwarfs and subdwarfs, such that all subdwarfs have very low $[M/H]$ and R_* . In Houdebine et al. (2016a) we performed extensive compilations of $[M/H]$ from the literature for late-K, M3 and M4 dwarfs and correlated $[M/H]$ and R_* . These empirical radius- $[M/H]$ correlations emphasize that stellar radii diminish markedly with decreasing $[M/H]$. These empirical correlations can explain (at least in part) the scatter observed in the temperature-radius plane in B12 and M15.

As far as the current series of papers is concerned, we aim in Houdebine et al. (2019, Paper II, in preparation) to constrain the efficiency of the dynamo mechanisms as a function of stellar radius and mass. An initial empirical correlation was found between the Ca II line mean EW and absolute magnitude M_V by Houdebine (1996) for a sample of M2 dwarfs. Later, Houdebine & Stempels (1997, Paper VI) also found correlations between the Ca II line mean EW and M_V for a larger sample of M2 dwarfs. In an effort to constrain the dynamo mechanisms at spectral type M2, Houdebine (2011, Paper XV) also found correlations between the Ca II line mean EW, M_V and $[M/H]$ for a much larger sample of M2 dwarfs. He also found a correlation between the Ca II line surface fluxes corrected for metallicity effects and radius: $F_{CaII} \propto R_*^{3.6}$. A consequence of this is that L_{CaII} grows roughly as the power of 5.6 of the stellar radius in their M2 dwarf sample. Similar correlations were found with the H_{α} line diagnostic.

In the current series of papers, preliminary results indicate that the Ca II line luminosity, L_{CaII} , for the samples of low activity stars from Houdebine et al. (2017) increases roughly as the power of 8 of the stellar radius, a value significantly larger than that found in Paper XV. For the active stars, L_{CaII} increases as R_* to the power of 6.6. This means that the Ca II luminosity depends most sensitively on the stellar radius (or stellar mass). The power law index for R_* is much larger (in magnitude) than that of the effect of the corresponding index for the dependence of

L_{CaII} on the rotation period. For the latter, the absolute value of the power law index is largest for dM4 stars (where the magnitude is 3.77, see Houdebine et al. 2017) and smallest for dK5 stars (for which the magnitude is 0.70). These results suggest that the efficiency of the dynamo mechanism may depend primarily on the stellar radius (or mass) in M dwarfs.

We stress that the contents of the present paper are only a first step in a two-step process which aims to derive MACs for our complete stellar sample. The second step in this process will be discussed in Paper II. The present paper focusses on obtaining estimates of the data for the “Radius” or “Mass” axis of the MACs. The subsequent paper will focus at first on obtaining reliable data for the “Activity” axis of the MACs. Once reliable data are available for both axes, a search will then be undertaken (in Paper II) to determine the correlation between Radius or Mass-related parameters and Activity-related diagnostics for our stellar sample.

In the aim to gather estimates of the activity parameter for a large sample of M and K dwarfs, we are currently gathering high resolution/high S/N spectra with the SOPHIE (Haute-Provence Observatory) and NARVAL (Pic-du-Midi Observatory) high resolution spectrographs. We aim to gather about 500 such spectra of stars that have never been observed in high resolution spectroscopy so far. We presently have obtained high resolution spectra for about 350 stars.

The present paper focuses on the determination of effective temperature based mainly on a correlation between the (R-I)_c color and T_{eff} . To use this correlation we have relied on the measurements of (R-I)_c colors reported by B12 and M15. We believe that B12 provide probably the most accurate determinations of T_{eff} for a sample of 33 K and M dwarfs: our belief is based on the fact that the method used by B12 is nearly independent of stellar models. As is widely recognised, models are inevitably subject to uncertainties based on incomplete opacity sources in the calculations. Moreover, the models also assume that LTE conditions hold true throughout the atmosphere. In contrast to B12, the approach used in M15 is to rely to some extent on deriving stellar parameters by taking advantage of certain models. However, the authors of M15 do not rely solely on the models: they also use the constraints which are provided by precision interferometry in order to derive the stellar parameters. Therefore, in the present paper, by

relying in part on M15, it is important to note that interferometric measurements of stellar radii provide a first step in the process by means of which we derive stellar parameters. In a second step, we compile T_{eff} and [M/H] measurements from the literature for most of our targets. When we compare our T_{eff} with the values which already appeared in the literature, we find that the agreement between our results and those in the literature is generally good. As a third step in our process, we also use the GAIA DR2 parallaxes in order to ensure more reliable estimates of the stellar radii.

2. Selection of the samples of stars

It is now well established that the red/infra-red colours are well correlated with effective temperatures in late-K and M dwarfs (e.g. Veeder 1974, Mould & Hyland 1976, Bessell 1979, Leggett 1992, Ramirez & Melendez 2005, Boyajian et al. 2012, Mann et al. 2015, Houdebine et al. 2017). Based on our previous studies, we have found that the most suitable initial selection parameter when we wish to identify a homogeneous sample of K or M dwarfs belonging to a specific sub-type is the (R-I) color: this color is sensitive to T_{eff} , but less so to metallicity (e.g. Leggett 1992, Ramirez & Melendez 2005). Moreover, broadband colours of high precision (typically of the order of 3%, Leggett 1992) are widely available in the literature for many of the cool dwarfs which are of interest to us.

Observations of (R-I)_C (Cousin’s photometric system) or (R-I)_K (Kron photometric system) for our samples of K and M dwarfs were taken from the following papers: Eggen (1971), Veeder (1974), Eggen (1974), Rodgers & Eggen (1974), Eggen (1976a, 1976b), Mould & Hyland (1976), Eggen (1978), Eggen (1979), Eggen (1980), Weis & Uppgren (1982), Uppgren & Lu (1986), Eggen (1987), Booth et al. (1988), Leggett & Hawkins (1988), Dawson & Forbes (1989), Laing (1989), Bessel (1990), Weis (1991a 1991b), Dawson & Forbes (1992), Leggett (1992), Ryan (1992), Ruiz & Anguita (1993), Weis (1993), Weis (1996), Reid et al. (2004), Koen et al. (2010).

We selected 8 samples of K and M dwarfs according to their (R-I)_C colours: mid-K sample ((R-I)_C ∈ [0.560:0.680], (R-I)_K ∈ [0.400:0.500], 465 stars), late-K sample ((R-I)_C ∈ [0.684:0.816], (R-I)_K ∈ [0.503:0.613], 419 stars), M2 sample ((R-I)_C ∈ [1.050:1.240], (R-I)_K ∈ [0.823:0.972], 520 stars),

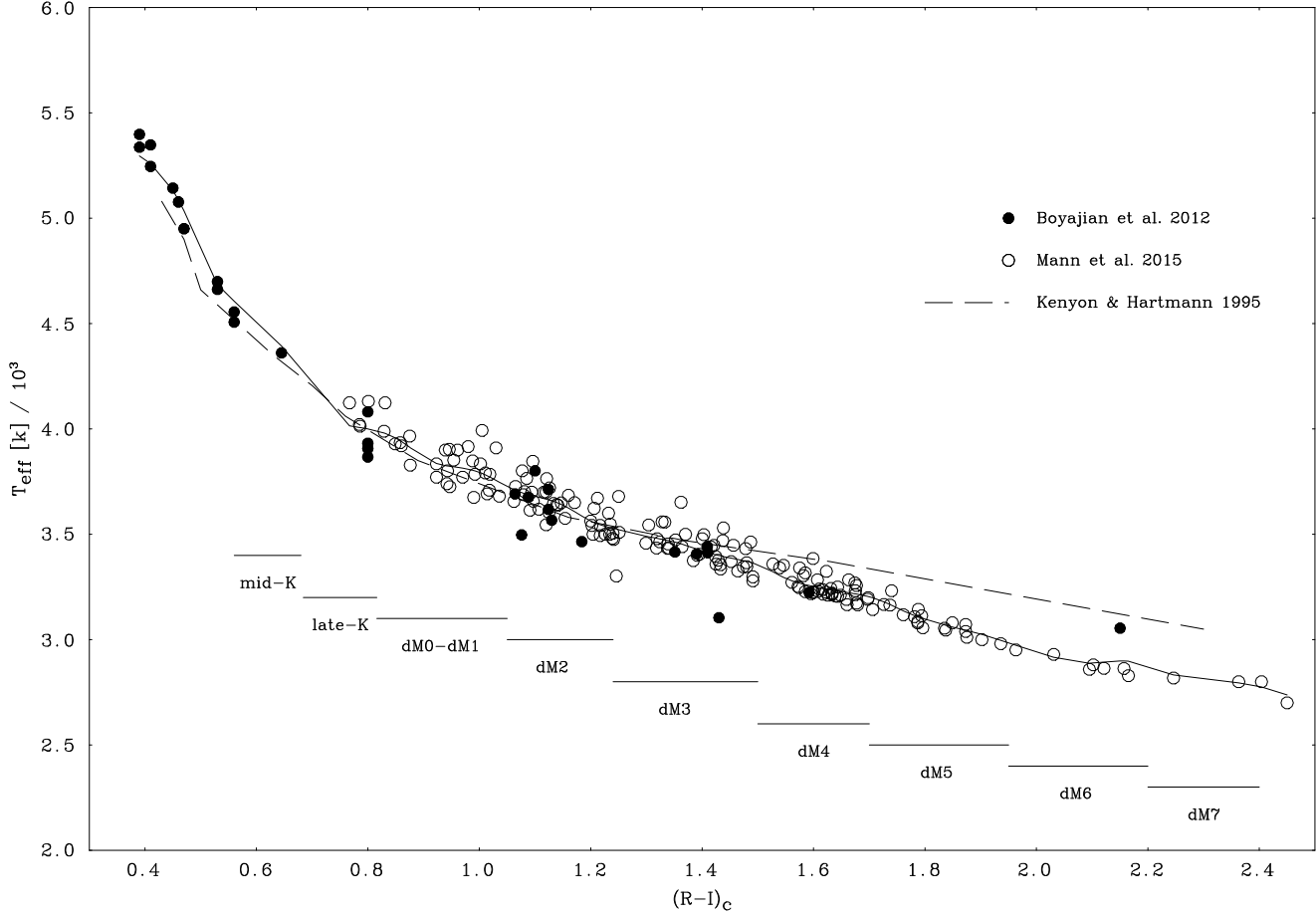


Fig. 1.— Values of T_{eff} as a function of the $(R-I)_c$ color for the data of B12 (filled circles) and M15 (open circles) and a smoothing of these data (dotted line). Also shown for comparison: the calibration of Kenyon and Hartmann (1995). This later calibration agrees well with the more recent measures of Mann et al. (2015) up to $(R-I)_c=1.3$, but tends to overestimate T_{eff} for later spectral types. We overplot the $(R-I)_c$ domains of our samples of stars from mid-K to dM7.

M3 sample ((R-I)_C ∈ [1.240:1.500], (R-I)_K ∈ [0.972:1.180]), 767 stars), M4 sample ((R-I)_C ∈ [1.500:1.700], (R-I)_K ∈ [1.180:1.349], 395 stars), M5 sample ((R-I)_C ∈ [1.70:1.95], (R-I)_K ∈ [1.349:1.579], 155 stars), M6 sample ((R-I)_C ∈ [1.95:2.20], (R-I)_K ∈ [1.579:1.860], 30 stars), M7 sample ((R-I)_C ∈ [2.20:2.40], (R-I)_K ∈ [1.860:2.216], 14 stars). This represents a total sample of 2765 K and M dwarfs. Most stars in this sample are nearby or large proper motion stars. We report to Leggett (1992) for a detailed description of the Cousins’s and Kron photometric system as well as for the transformation formulae between the two systems. The error of the transformation from the Kron system and the Cousins’s system should be less than 1% (Leggett 1992). We also completed these samples of stars with a 9th sample of stars: the M0-M1 sample, which includes some stars from the samples of stars from B12 and M15 (see Table 1), as well as several stars from initially the M2 sample which were found to have higher temperatures (we included in the M0-M1 sample, stars down to the spectral type dM1.5).

We note, however, that spectral classification may differ from one author to another. In this regard, in previous Papers on dM1 stars (Houdebine 2008, Paper VII, Houdebine 2009, Paper XII, Houdebine et al. 2009 Paper XIII, Houdebine 2010b Paper IX, Houdebine 2010a Paper XIV, Houdebine 2010c Paper X, Paper XV, Houdebine et al. 2012 Paper XIX), we used a different calibration. According to their infrared colours and the classification of Leggett (1992) these stars are in fact dM2 stars. We shall use in the future this calibration and therefore all our previous work on “dM1” stars in this series of papers should be considered as papers referring to dM2 stars.

Our principal goal in this series of papers is to constrain the Mass-Activity Empirical Correlations by determining the radii of our sample stars as well as the level of magnetic activity in the Ca II and H_α spectral lines. Searching through databases at the European Southern Observatory (ESO) and Observatoire de Haute Provence (OHP), we identified spectra of about 800 different stars which are suitable for our purposes. These spectra will be studied in Houdebine et al. (2019b, in preparation). The spectra of these databases are completed by our own observations with the spectrgraphs SOPHIE (OHP) and NARVAL (Pic-Du-Midi). These observations include about 430 high resolution spectra of dwarfs never observed in the Ca II lines in high resolution spec-

troscopy before, from late-K to M5.

Here, we focus on the determination of the effective temperature and radius for the stars in our samples. In the samples presented here, we do not include all the stars in the lists above except for the M6 and M7 samples for which all our stars are included in order to obtain better statistics. For our samples, we notably included all stars with determined metallicities. The final list of our samples of stars is provided in Table 2.

3. Stellar parameters

Here, we discuss the methods we use to derive T_{eff} and radius for each of our samples of stars. Reliable estimates of the radii and masses are important if we wish (as in paper II) to determine reliable Mass-Activity Empirical Correlations.

3.1. Effective temperatures

B12 used interferometric observations to determine with high precision (better than 5%) the diameters of 33 K and M dwarfs. They derived empirical correlations linking the effective temperature to broadband colours including (V-R) and (V-I) (from which we derive (R-I)). Their correlations were obtained for stars ranging in spectral type from K0 to M4. Similarly, M15 derived accurate stellar parameters, notably the radii of K7-M7 single stars with a precision of 2-5%, as well as model-independent relations between T_{eff} and broad-band colours. We show the empirical relationships between T_{eff} and the (R-I)_C colour in Fig. 1 for these two calibrations. We give the measurements of (R-I)_C and T_{eff} from B12 and M15 in Table 1. We can see in Fig. 1 that the two parameters are tightly correlated for dwarf stars ranging in spectral type from K0 to M7. We also show the calibration of T_{eff} as a function of (R-I)_C from Kenyon & Hartmann (1995) in Fig. 1 for comparison. We overplot a smoothing of the data of B12 and M15 (continuous line). In the present paper, we use the smoothed data (i.e. the continuous line in Fig. 1) to derive “our” values of T_{eff} for each of the objects in B12 and M15. Once we have derived “our” value of T_{eff} for each object in both of those papers, we then calculate the temperature differences between our values and those of B12 and M15. We find that the mean of the differences between “our” values and those of B12 and M15 is only $\pm 3\sigma = 44.6$ K for K dwarfs (23 stars) and $\pm 3\sigma = 39.4$ K for M dwarfs (161 stars). These values demonstrate that the (R-I)_C color is a reasonable

temperature diagnostic for most K and M dwarfs.

In this regard, we note that the calibration of Kenyon and Hartmann (1995) agrees well with the measures of B12 and M15 up to $(R-I)_C=1.3$, but tends to overestimate T_{eff} for later spectral types. For comparison between the different spectral subtypes used in this study, we overplot the $(R-I)_C$ domains of our samples of stars in Fig. 1 from mid-K to dM7.

Using the smoothed fit (continuous line in Fig. 1) to the calibrations of B12 and M15, we have determined values of T_{eff} from our compilations of $(R-I)_C$ measurements for all our target stars (see Tables 1 and 2). In Table 2, values of T_{eff} which we have derived from our smoothed continuous line in Fig. 1 are listed in column 4.

We also aim in this study *to provide an extensive compilation of T_{eff} compiled from the literature for our objects*. The results of this extensive search are listed in column 5 of Table 2 for all stars in our sample.

In order to have a complete compilation of previous measurements of T_{eff} , we queried all catalogs in the VizieR database (CDS, Strasbourg, France: ²). To this respect, we used the tutorial developed by Paletou & Zolotukhin (2014³). The results of the queries provide us with thousands of measurements for several thousands of stars in all our target lists. However, the queries are carried out for all objects around the coordinates of the target stars. For instance, in case of binaries, most often, measurements of the two binary components are included in the compilations. Also, some other brighter or fainter stars (for instance white dwarfs) may be included. As a consequence, many spurious T_{eff} measurements are included in our compilations. In order to be sure we have only the correct measurements of our target stars, we had to query separately many catalogs individually for many of our targets. Our compilation of temperatures includes all measurements regardless of the methods used to derive them.

The sources of the published effective temperatures for our K dwarf samples are: Blackwell & Lynas-Gray (1998), Soubiran et al. (1998), Cenarro et al. (2001), Borde et al. (2002), Gray et al. (2003), Le Borgne et al. (2003), Wright et al. (2003), Yong & Lambert (2003), Clem et al. (2004), Kovtyukh et

al. (2004), Valenti & Fischer (2005), Ammons et al. (2006), Casagrande et al. (2006), Gray et al. (2006), Masana et al. (2006), Sanchez-Blazquez et al. (2006), Sousa et al. (2006), Cenarro et al. (2007), Carney et al. (2008), Casagrande et al. (2008), Morales et al. (2008), Soubiran et al. (2008), Sousa et al. (2008), Cortés et al. (2009), da Silva et al. (2009), Jenkins et al. (2009), Mantega et al. (2009), Oenehag et al. (2009), Lafrasse et al. (2010), Soubiran et al. (2010), Valentini & Munari (2010), Casagrande et al. (2011), Malyuto & Shvelidze (2011), Prugniel et al. (2011), Wright et al. (2011), McDonald et al. (2012), Bermejo et al. (2013), Molenda-Zakowicz et al. (2013), Pace (2013), Stelzer et al. (2013), Tsantaki et al. (2013), Chen et al. (2014), Cottaar et al. (2014), Franchini et al. (2014), Gaidos et al. (2014), Munari et al. (2014), Kopytova et al. (2016).

For the M dwarfs, the effective temperatures come from the following authors: Silva & Cornell (1992), Blackwell & Lynas-Gray (1998), Cenarro et al. (2001), Malkan et al. (2002), Gray et al. (2003), Le Borgne et al. (2003), Wright et al. (2003), Allende Prieto et al. (2004), Clem et al. (2004), Valdes et al. (2004), Valenti & Fischer (2005), Ammons et al. (2006), Butler et al. (2006), Gray et al. (2006), Sanchez-Blazquez et al. (2006), Sousa et al. (2006), Cenarro et al. (2007), Schiavon (2007), Baines et al. (2008), Casagrande et al. (2008), Morales et al. (2008), Soubiran et al. (2008), Sousa et al. (2008), Jenkins et al. (2009), Schroeder et al. (2009), van Belle & von Braun (2009), Brown (2010), Gazzano et al. (2010), Houdebine (2010), Lafrasse et al. (2010), Soubiran et al. (2010), Casagrande et al. (2011), Malyuto & Shvelidze (2011), Prugniel et al. (2011), Wright et al. (2011), Christiansen et al. (2012), Houdebine (2012), Houdebine et al. (2012), Koleva & Vazdekis (2012), McDonald et al. (2012), Rojas-Ayala et al. (2012), Bermejo et al. (2013), Cesetti et al. (2013), Lepine et al. (2013), Molenda-Zakowicz et al. (2013), Pace (2013), Rajpurohit et al. (2013), Stelzer et al. (2013), Gaidos et al. (2014), Loyd & France (2014), Munari et al. (2014), Rajpurohit et al. (2014), Eker et al. (2015), Frasca et al. (2015), Mann et al. (2015), Newton et al. (2015).

We found from these authors that differences in T_{eff} between different sources are commonly of the order of 100-200 K and may even exceed 400-500 K ! We found that these differences are the greatest among the mid-K, late-K, dM6 and dM7 samples. They are somewhat smaller among the dM0-dM1,

²<http://vizier.u-strasbg.fr/viz-bin/VizieR>

³<http://arxiv.org/abs/1408.7026>

dM2, dM3, dM4 and dM5 samples. We found for instance that the T_{eff} measures of Jenkins et al. (2009) and Lepine et al. (2013) are systematically underestimated. We found in general that the T_{eff} are underestimated for M0-M5 dwarfs compared to our values derived from the (R-I) $_C$ - T_{eff} calibration of B12 and M15. Nevertheless, our values are in good agreement with those from Gaidos et al. (2014), and may even be slightly underestimated.

We computed the means of the temperature differences between our measures from (R-I) $_C$ and from the literature for all our samples. We find that in average, the T_{eff} differences are 34.78 K, 41.40 K, 22.11 K, 29.81 K, 25.50 K, 27.60 K, 32.08 K, 17.90 K and 54.36 K for our mid-K, late-K, dM0-dM1, dM2, dM3, dM4, dM5, dM6 and dM7 stellar samples respectively. We assigned these values as estimates of the $\pm 3\sigma$ uncertainty on our measures of T_{eff} derived from (R-I) $_C$. We can see from these values that the T_{eff} measurements from the literature are best determined for mid-K, dM3 and dM6 stars, but are worse determined for late-K, dM5 and dM7 stars. We emphasize the relatively large uncertainty on the determinations of T_{eff} for the dM7 stars (over ± 100 K). We also would like to emphasize that the differences between our measures of T_{eff} derived from (R-I) $_C$ and those of the literature directly depends on the number of literature measurements: i.e. the largest are the numbers of measures, the smallest are the differences with our measures. On the contrary when only one measure is available from the literature, the difference with our T_{eff} derived from (R-I) $_C$ is generally large. The means of the temperature differences provide us with estimates of the $\pm 3\sigma$ uncertainty on our T_{eff} determinations from (R-I) $_C$. We stress here that these uncertainties are relatively low (as low as ± 18 K) compared to the typical ± 100 K uncertainty claimed by most authors. This underlines that the (R-I) $_C$ colour is a reasonable effective temperature diagnostic for most K and M dwarfs, and that the calibrations we use in this study are reasonably reliable. We also stress that the (R-I) $_C$ colour give good effective temperature estimates even for sub-dwarfs (e.g. Gl 130, Gl 333, Gl 438, Gl 563.2A, Gl 563.2B, Gl 637 and Gl 817 in the dM2 sample). This highlights the relatively low sensitivity of the (R-I) $_C$ colour on the metallicity. We emphasize that the (R-I) $_C$ colour varies in time for many M dwarfs due to the presence of spots. This somewhat alters the precision of the (R-I) $_C$ measurements from the literature for active

dwarfs. This is especially true for M6 and M7 objects that are most often very active (see Houdebine et al. 2019b, in preparation).

We give in Table 2 the mean temperatures (column 6) of the temperatures derived from (R-I) $_C$ (column 4) and the temperatures compiled from the literature (column 5). We also give in Table 2 the uncertainties on our final T_{eff} measures as the differences between T_{eff} derived from (R-I) $_C$ and T_{eff} from the literature. When this value is not available (no measures from the literature), we assigned the uncertainty as the mean of the temperature differences.

3.2. Effective temperatures: Systematic errors

In order to better estimate the agreement between our final T_{eff} and the T_{eff} from previous authors, we plot these two parameters in Fig. 2. In Fig. 2, the continuous (solid) line indicates the correlation which would exist if there was perfect correspondence between the two approaches we have used to evaluate T_{eff} : (i) from the literature, and (ii) from the color-temperature relationships obtained by B12 and M15. It can be seen that the agreement between the datasets is rather good. The scatter of the measures around the mean curve is typically lower than 100 K at all spectral subtypes. We note that this scatter is lower for instance for mid-K dwarfs than for late-K dwarfs. This better agreement among mid-K dwarfs is due mostly to the larger number of T_{eff} measurements from the literature for these stars. On the other hand, in general we have fewer estimates of T_{eff} from the literature for late-K dwarfs. We again stress that a large part of the scatter observed in Fig. 2 is due to few measures of T_{eff} from the literature. When large numbers of measures of T_{eff} are available from the literature (e.g. for the Gliese stars), the agreement with our T_{eff} derived from the (R-I) $_C$ color is generally good. We also note that the scatter is lower among M dwarfs compared to late-K dwarfs and especially for M4 to M7 stars.

The data in Figure 2 show that, for late-K dwarfs, when we compare the T_{eff} values obtained by the two methods, the literature values of T_{eff} are on average *larger* by about 6% than the values of T_{eff} which are obtained from the B12 calibration. In contrast to such behavior, the results in Figure 2 indicate that for mid-K dwarfs, we find that the literature values of T_{eff} are on average *smaller* by about 9% than the B12 values. Also for M dwarfs, the behavior is sim-

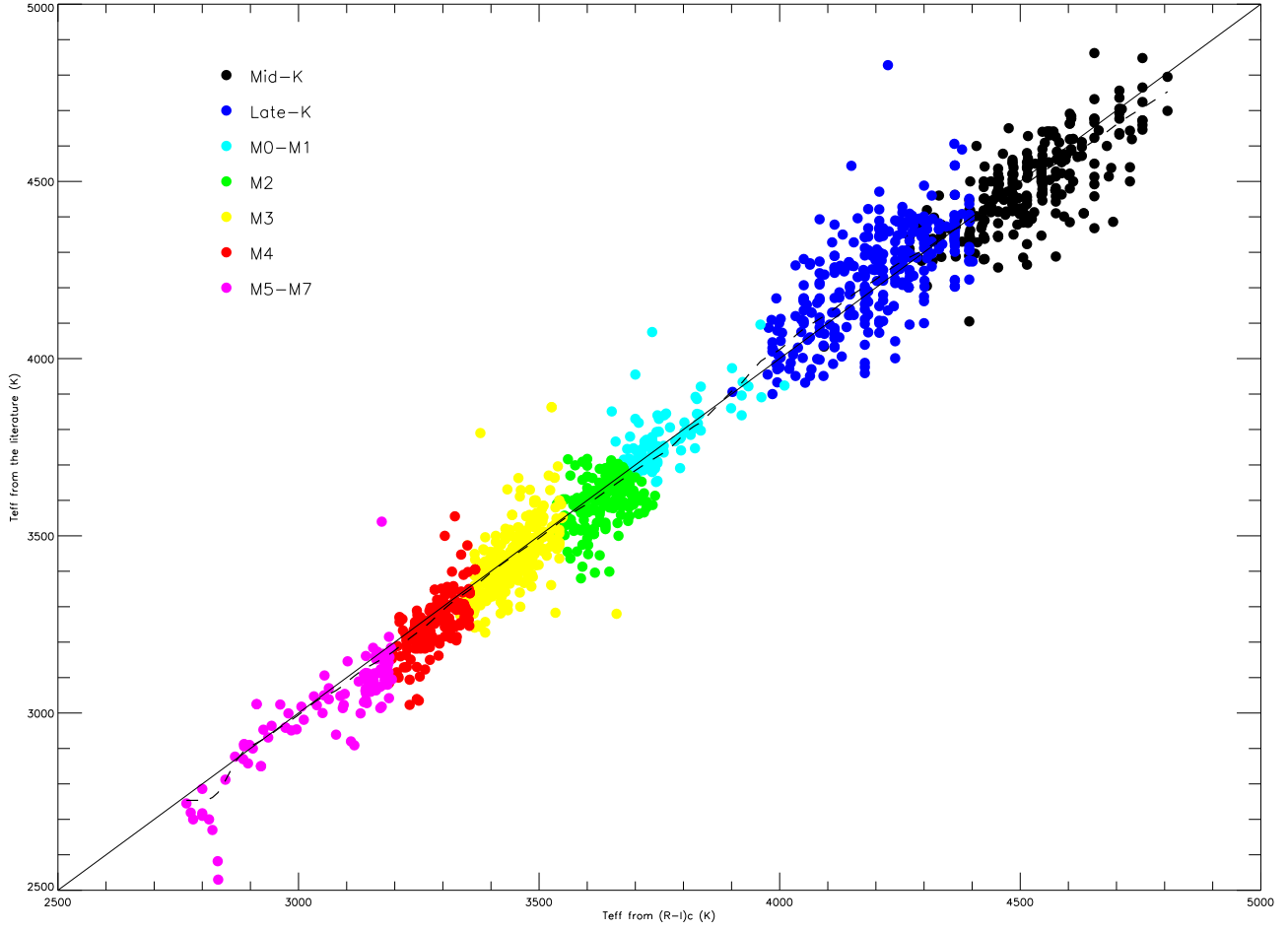


Fig. 2.— Comparison between two sets of values of T_{eff} : (i) values taken from the literature; and (ii) values which have been derived from the $(R-I)_C/T_{eff}$ correlations which have been derived by M15 and B12. Continuous line: the correlation which would exist if there was an exact one-to-one correspondence between the two sets of T_{eff} . Dashed line: the best fit correlation when the data are smoothed by a Gaussian of FWHM 30 K. Note that there exists a good overall agreement between the smoothed data and the expectations of a one-to-one correspondence.

ilar to that for the mid-K stars, i.e. the literature values of T_{eff} are *smaller* by typically 5% than the B12 values. We note that Mann et al. (2013) also reported that their effective temperatures were slightly larger than those from other authors in the literature by about 50 K. M15 found that their estimated T_{eff} were typically 100 K warmer than those from the work of Casagrande et al. (2008). On the other hand, Mann et al (2013) reported on a good agreement between their T_{eff} estimates and those of Rojas-Ayala et al. (2012). During the course of our data compilation, it is worth noting that we found good agreement between our T_{eff} values derived from $(R-I)_C$ and the recent estimates of T_{eff} reported by Gaidos et al. (2014).

As an example of a compilation of temperatures from the literature, we list in Table 3 the temperatures obtained by 6 different teams of authors for various sub-sets of the stars which overlap with those in our dM4 sample. For the 6 teams as listed from left to right in Table 3, the number $O(i)$ of stars which overlap with our sample are $O(i) = 38, 30, 11, 32, 60,$ and 111 respectively: the largest overlap (111) is with the team of Gaidos et al (2014), while the smallest overlap (11) is with the team of Wright et al (2011). We list, at the bottom of Table 3, the mean temperatures obtained by those 6 teams for their respective sub-set of dM4 stars. We also list, for each team ($i=1-6$) the mean temperatures which we have obtained for the dM4 stars in our sample (numbering $O(i)$) which overlap with the stars observed by Team (i). We also list the mean temperature differences between our values and those of the 6 authors: the differences are listed in absolute terms (in degrees K) and also as a percentage. These figures highlight the systematic differences between the results obtained by means of our approach and those obtained by 6 other sets of authors.

We note that, in the case of two of the 6 teams, there is very good agreement, $\pm 0.3\%$ on average, between our estimates of T_{eff} and theirs: these are the teams of Gaidos et al. (2014) and of Stelzer et al. (2013). To understand why there is such a good overlap between ourselves and Gaidos et al. (2014), we note that Gaidos et al. followed the procedure of Mann et al. (2013) in order to estimate T_{eff} , R_* and luminosity L_* for their sample. Gaidos et al. first determined T_{eff} by finding the best-fitting model stellar spectrum, and then they used the best-fitting temperature in empirical relations to determine the

other stellar parameters. This procedure was calibrated against nearby stars with known radii, distances and bolometric fluxes (Boyajian et al. 2012). Therefore, their method is essentially the same as that used by M15: since the approach we adopt in the present paper also relies in part on M15, it is perhaps not too surprising that we have found a very good agreement with the results obtained by Gaidos et al (2014). Moreover, the overlap of stars between our sample and the sample of Gaidos et al is the largest (111 stars), and this may also contribute to improving the agreement between our results.

On the other hand, the good agreement that we have found with the results of Stelzer et al. (2013) cannot be attributed to similarity of approach. In fact, Stelzer et al. (2013) used a completely different technique based on the spectral type calibration reported by Lépine et al. (2012). The latter calibration is based on the $(V-J)$ color, and is therefore quite distinct from the method (based on the $(R-I)_C$ color) which we have used in the present paper. Once Stelzer et al. had determined the spectral type for each star, they then used the temperature scale reported by Bessell (1991) and Mohanti & Basri (2003) in order to derive T_{eff} . In view of the difficulties associated with assigning a precise spectral type and then also converting to a temperature, this method is expected to be subject to several uncertainties. Nevertheless, as shown in Table 3, it is encouraging to see that we have actually found good overall agreement between the Stelzer et al. temperatures and ours. And we note that the overlap between our sample of dM4 stars and those of Stelzer et al. is only 32: thus, we cannot claim that the largeness of the example might be helping to bring our samples into agreement.

Turning now to the results of a third team, we note that Morales et al. (2008) have used the TiO5 index to derive spectral types for their sample of M dwarfs: the TiO5 index is based on the strongest TiO feature in M dwarf spectra, with a bandhead at 7050\AA . Effective temperatures were computed using the spectral-type temperature correlation reported by Bessel (1991). Morales et al. used an iterative procedure to ensure that their T_{eff} values were consistent with the bolometric correction in the K band BC_K . We find (see Table 3) that the values of T_{eff} obtained by Morales et al. for M4 dwarfs lie about 84 K below our own measures for the dM4 sample. We believe that this significant difference in T_{eff} values can

be attributed to the presence of a systematic difference between the calibration of Bessel (1991, see also Leggett et al. 1996), and the calibration of M15.

The team of Jenkins et al. (2009) used the (V- K_S)- T_{eff} relation reported by Casagrande et al. (2008). The latter investigators claimed a typical internal uncertainty of ± 17 K. In preparation for using the Casagrande et al relation, Jenkins et al. first computed the absolute V and K magnitudes. The V magnitudes were taken from SIMBAD, while the K_S magnitudes were taken from the 2MASS catalog (Skrutskie et al. 2006). We find that, on average, the T_{eff} values obtained by Jenkins et al. are lower than ours by about 212 K. This figure is larger than the differences we have found relative to those of other teams. For this reason, we have rejected some of the Jenkins et al results in cases where the difference was significantly larger than the mean T_{eff} values obtained by ourselves and by other teams.

The team of Wright et al. (2011) have used a combination of techniques in order to estimate the temperatures for their targets. For most stars, they adopted two methods, both involving isochrones from Siess et al. (2000): (i) for cluster stars, they combined the isochrones with an estimate of the age of the appropriate cluster; (ii) for field stars, they assumed an age of 1 Gyr. For the field stars with unknown distances, the (V-K) color led them to derive a temperature using the relationships of Casagrande et al. (2008) for M dwarfs, and those of Casagrande et al. (2010) for FGK stars. Their results for M4 dwarfs are found to lie about 171 K hotter than our measures (+5.19%). The study by the Wright et al. (2011) team is the only one of the six teams which clearly overestimates the temperatures in mid-M dwarfs compared to the tabulation of Mann et al. (2015). We note that the sample of Wright et al (2011) has the smallest overlap with our sample of dM4 stars: only 11 stars contribute to the overlap. This smallness of overlap may serve to enhance the difference in the mean values of T_{eff} .

Finally, the team of Lépine et al. (2013) have obtained results for the most complete survey of M dwarfs in the northern sky. They determined the stellar parameters using a complex method based on fitting stellar atmosphere models from Allard et al. (2011). They fitted their spectra in the wavelength range 5600-9000Å, but excluding the problematic TiO bands between 6400 and 6600Å. Between the average values of T_{eff} obtained by of Lépine et

al. and the averages which we have obtained, there is a systematic difference of -91 K (-2.78%).

By taking a grand average of the 6 mean differences in T_{eff} in Table 3, we find a value of -36 deg. K. Compared to the typical T_{eff} values listed in Table 3, this grand average amounts to a fractional error of about 1%.

As we saw above, the rather good agreement between our values of T_{eff} and those in the literature may be considered as somewhat surprising in view of the systematic differences between the various approaches adopted by the different authors. We believe that the sources of these systematic differences may include (but are not limited to) the following: missing opacities, the LTE assumption in the models, and metallicity effects on the (R-I)_C color. Differences of typically 100 K or 200 K between different authors are common in our compilation of effective temperatures, mainly because of systematic errors. However, it appears that on average, these differences cancel one another to a greater or lesser extent, thereby yielding values which are not so far removed from our calibration based on the work of B12 and M15. Without doubt, we can assert that the best reference is the work of B12.

It is true that we have found some discrepancies between the literature values of T_{eff} and our values in the mean mid-K and late-K subsamples. These discrepancies may point to systematic errors in the methods used to derive values of T_{eff} in the literature. Because our compilation includes works by authors who have relied on many different techniques, we believe it is beyond the scope of this paper to discuss in detail all possible sources of uncertainties in detail. We only can say that in average, systematic errors for individual stars are typically less than 10%, while the errors which appear in the grand average value of T_{eff} are of order 1%. In the case of the K dwarfs, we find that there are systematic errors of about 5% for the T_{eff} values which we derive for K dwarfs: we find that the sign of the systematic error is positive for late-K stars and negative for mid-K stars.

For M dwarfs, our results for T_{eff} are based mostly on the approach which was developed by M15. The uncertainties associated with their results have already been discussed in the Introduction. The M15 work seems to be one of the most precise studies so far, essentially because it includes results from interferometry. Since we rely heavily on M15, we recog-

nize that whatever sources of error contribute to the results in M15 also apply to our results. Moreover, we find that our T_{eff} values are systematically larger than the literature values for most authors, with the notable exception of Gaidos et al. (2014). We have found that the systematic differences in T_{eff} are of order 5% for M4 and M5 dwarfs. However, the percentage errors are larger for the less well known M7 dwarfs. On the other hand, we have found good agreement for the M2 and M3 subsamples.

In summary, our results for T_{eff} include systematic errors of about 5% overestimates, in addition to which we should allow for the uncertainties in the results of M15 (see Introduction).

In Table 2, the errors given in column 6 are the differences between the estimated effective temperature and the solid line curve in Fig. 1. This definition means that the difference is between our T_{eff} value and the mean of the values of T_{eff} in the literature. However, it is important to note that errors on the literature values of T_{eff} may be as large as 200 K ! Therefore the mean errors on our samples given above are only statistical measures of the mean of the scatter relative to the straight line in Fig. 2. It is difficult at this stage to estimate absolute errors for our T_{eff} values since many different sources contribute to the errors.

Another additional source of systematic error is the effect of [M/H] on the $(R-I)_C$ color. Leggett (1992) found that for a given $(R-I)_C$ color, there exists one spectral subtype difference between Young Disk and Halo M dwarfs. In other words, for a given $(R-I)_C$, low metallicity M dwarfs tend to be cooler than solar metallicity dwarfs. The consequence is that our values of T_{eff} derived from $(R-I)_C$ tend to be cooler for subdwarfs. This is one reason why we have compiled metallicities for our targets. Even if this systematic trend has been well established by other authors, we find (see Table 2) that in general, for the vast majority of our subdwarfs the difference between our T_{eff} values and the values in the literature remains small, except for very low metallicity subdwarfs (e.g. the sdM2 VB 12).

Moreover, it is also a fact that the presence of surface inhomogeneities on the surface of an M dwarf (especially on a dMe star) can have an effect on the value of T_{eff} which is measured for such a star. This effect applies to our data, as well as values of T_{eff} which appear in the literature. Systematic errors due to this effect can hardly be determined with any re-

liability unless full investigations of the spectral variations in time have been established. We note also that there are some variations of the $(R-I)_C$ colors in our compilations, which may yield uncertainties up to about 100 K for certain objects. For the best known objects, we have sometimes found several reported measurements of $(R-I)_C$, and for such objects, we use the mean. Such variability in the actual color of a particular star can be responsible for a significant part of the scatter in Fig. 2,

We show in Fig. 3 the values of our final effective temperatures as a function of $(R-I)_C$ for our complete samples of stars. One can see in this figure that the correlation between T_{eff} and $(R-I)_C$ is good. This confirms that $(R-I)_C$ is a good first guess effective temperature diagnostic for K and M dwarfs. We show the heteroscedastic least-square fit to the data as the solid line. Weights are proportional to the inverse of the error on the final temperature determination. This least square fit of order 5 yields:

$$\begin{aligned} T_{eff}/3500 = & -2.3365 \times (R - I)_C^5 \\ & + 4.1056 \times (R - I)_C^4 \\ & - 3.7582 \times (R - I)_C^3 \\ & + 2.4905 \times (R - I)_C^2 \\ & - 0.06876 \times (R - I)_C + 0.646327 \end{aligned} \quad (1)$$

The χ^2 is 3.56×10^{-6} for this fit, which is good. Most stars in our sample lie within ± 100 K of the least squares fit. This fit could be used as a complementary calibration of T_{eff} as a function of $(R-I)_C$ for K and M dwarfs as it is based on both the work of B12 and M15, and our complete compilation of T_{eff} from the literature.

3.3. Stellar radii

In order to derive radii for our samples of stars, we used the classical formula e.g. Lang 1980);

$$M_v + BC_V = 42.36 - 5 \times \log\left(\frac{R_*}{R_\odot}\right) - 10 \times \log(T_{eff}), \quad (2)$$

where symbols take their usual meaning. We used the BC_V calibration as a function of T_{eff} from Lejeune et al. (1998). We assumed that their tabulation yields an uncertainty of about 10% in BC_V . Using Eq. (2), we obtained the radii for our samples of stars as listed in Table 2. The errors on the radii in Table 2 were

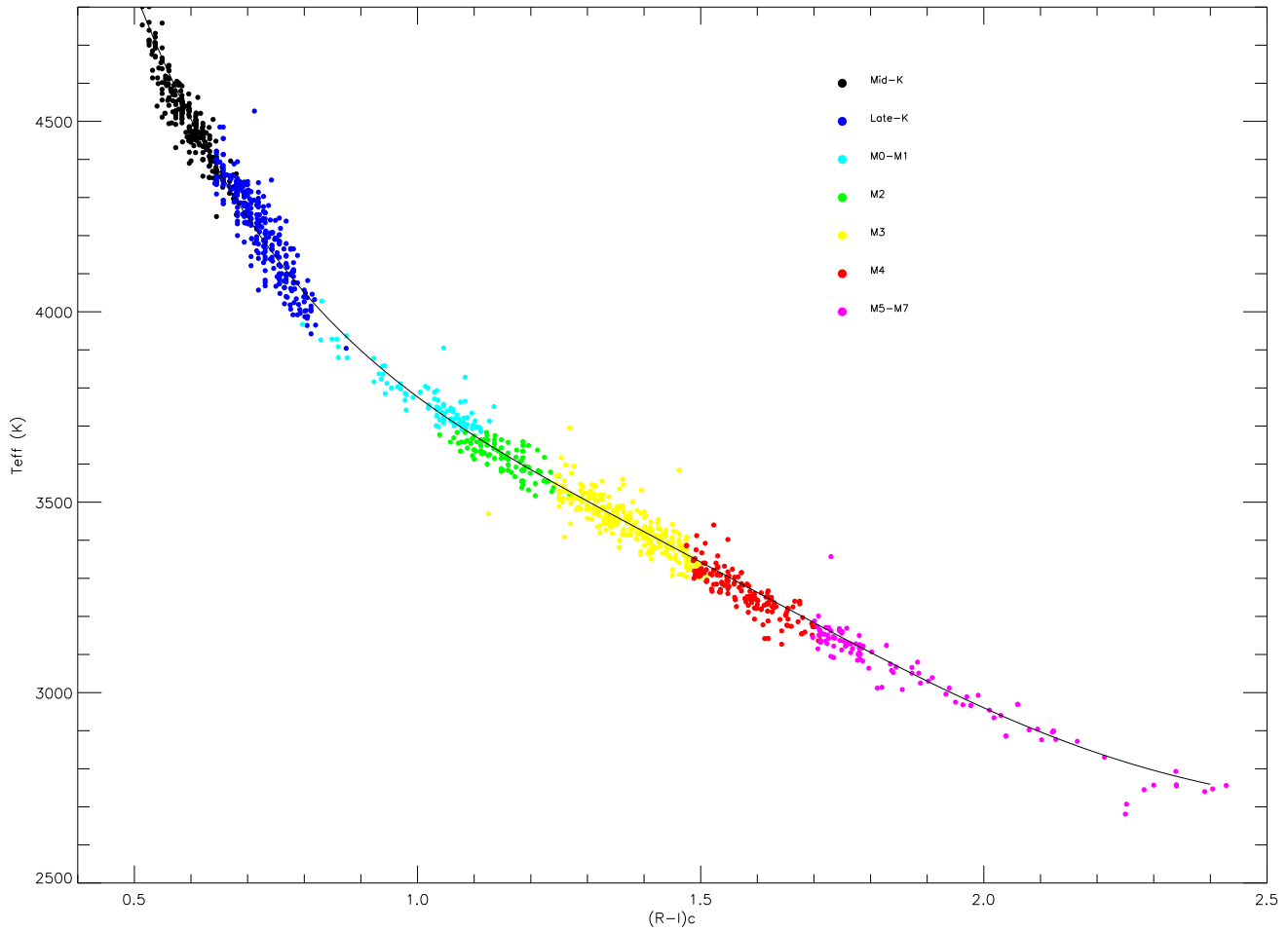


Fig. 3.— Values of T_{eff} compiled in the present study as a function of $(R-I)_C$ for our complete samples of stars. Solid line: The heteroscedastic least-square fit to the data (see text).

computed taking into account the combination of the error on the absolute magnitude, an assumed error of 0.02 magnitudes on the $(R-I)_C$ colour, an error of 0.005 magnitudes when V is known to 3 decimals, 0.02 magnitudes when V is known to 2 decimals, and 0.2 magnitudes when V is known to 1 decimal. We also took into account the errors on T_{eff} .

Our source for the parallaxes comes mostly from the recent GAIA DR2 compilation (GAIA collaboration 2016, 2018). Other sources are Jenkins (1952), Gliese & Jahreiss (1991), Van Altena et al. (1995), Salim & Gould (2003), Costa et al. (2005), van Leeuwen (2007), Subasavage et al. (2009), Dieterich et al. (2014), Lurie et al. (2014). The errors on the parallaxes were included in our calculations of the V -band absolute magnitude M_V . We found that the GAIA DR2 data allows a tremendous improvement on the precision of the stellar radii especially over the older data of Gliese & Jahreiss (1991). In some instances we found radii different by a factor of 2 or 3 between these two sources. We also found some significant differences with the Hipparcos parallaxes in many instances, notably for faint Hipparcos sources.

We show the stellar radii as a function of T_{eff} in Fig. 4 for all of the (1910) stars in our samples. We show the weighted least squares fit as the continuous line for stars restricted to $-0.5 \leq [M/H] \leq +0.5$. The dashed line represents the polynomial fit determined by B12 for their sample of (33) K and M stars. We also show as the dot-dashed line, the polynomial fit obtained by M15, for their sample of (183) K and M dwarfs. For our present samples of stars we obtained the following weighted polynomial fit:

$$R_* = 2.8102 \times X^6 - 7.5796 \times X^5 + 1.2666 \times X^4 + 9.0658 \times X^3 - 2.8046 \times X^2 - 3.9200 \times X + 1.5606 \quad (3)$$

where $X = T_{eff}/3500$. The weights on each data point were assigned as the inverse of the errors on the radii.

We overplot for each of our spectral sub-type domain the mean of the errors on T_{eff} as well as the mean of the errors on R_* . We show these error bars in the lower part of Fig. 4.

The first striking characteristic of the data represented in Fig. 4 is the very large scatter among the radii for a given effective temperature. This scatter can be attributed partly to uncertainties on T_{eff} and

R_* as can be seen on the means of the error bars plotted in Fig. 4. However, the scatter is still significantly larger than these typical error bars, notably for the earliest K dwarfs in our sample as well as the early M dwarfs. Such a large scatter in the radii was also observed among M dwarfs by Mann et al. (2015). They showed that the differences between radii at a given effective temperature is mainly due to differences in metallicities: stars with large radii are metal rich and stars with small radii are metal poor (e.g. subdwarfs). Houdebine (2008) found that there exists an empirical correlation between stellar radius and metallicity among his sample of M2 dwarfs. Later, Houdebine et al. (2016) found also analogous empirical correlations among their samples of late-K, M3 and M4 dwarfs. Although it appeared in this later study that for M4 dwarfs, the dependency of the stellar radius on the metallicity is somewhat smaller than in say, late-K or M2 dwarfs, it seems that both parameters do correlate among K and M dwarfs. The smallest dependency of late M dwarf radii on metallicity may explain why we observe a smaller scatter in Fig. 4 for spectral types equal or greater than M5, compared to earlier spectral type M dwarfs. Note also, that there are probably some (so far) unidentified binary stars in our samples (stars with abnormally large radii), and that our samples also contain subdwarfs.

We find a generally good agreement between our fit and the fits of B12 and M15 from late-K to M3. However, we note some differences for early-K stars and stars later than M3. For M4 and particularly M5, the B12 curve lies by 40% or more below our fit and the fit of M15. The fit from M15 agrees well with our fit from M1 to M5 stars, which is not surprising since for M dwarfs our temperature determinations depends for 50% on their calibration, and the other 50% depend on our literature compilation. For lower effective temperatures, the fit of M15 lies above our fit by up to about 70%. Undoubtedly our sample is larger than that of M15 by a factor of 12 and larger than the B12 sample by a factor of 80. If we trust that the B12 and M15 temperature determinations give "accurate" values, and that our final temperature determinations rely on a compilation from all other authors by up to 50%, we may be tempted, considering our much larger sample, that our fit should yield a better description of the temperature-radius plane. But this is somewhat open to discussion since the errors on the temperatures may still be large.

We note that our fit do not reproduce well the radii

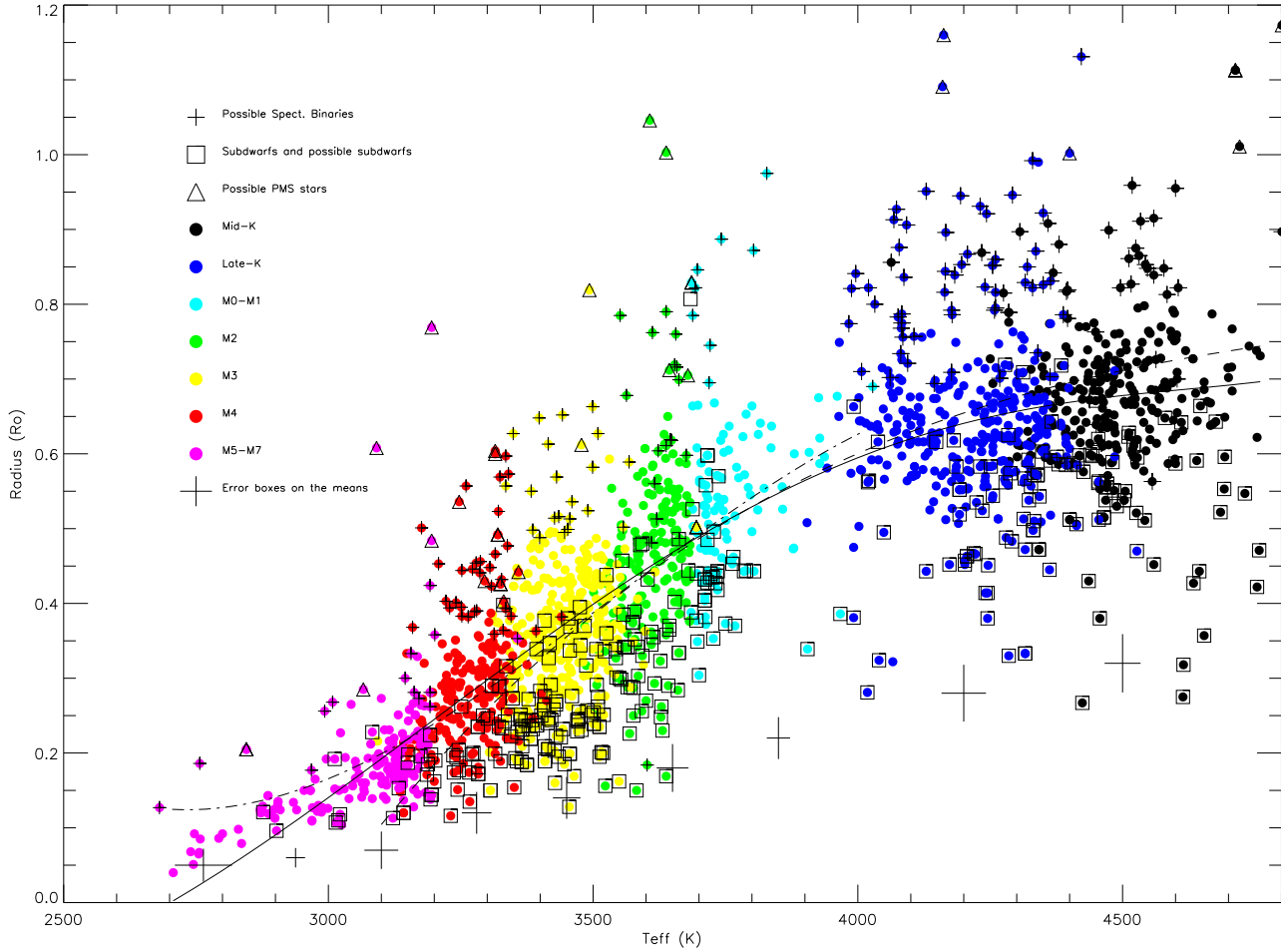


Fig. 4.— Stellar radius as a function of T_{eff} for our samples of K and M dwarfs. We show the heteroscedastic least square fit as the continuous line. The dashed line shows the fit from Boyajian et al. (2012). The dot-dashed line represents the fit determined by Mann et al. (2015) for their sample of stars. The large scatter which is present in this figure is due (in large part) to the effects of different values of metallicity among the individual stars in any sample.

of M6 and M7 dwarfs. This is due to the fact that errors on the radii for those stars are proportionally larger than those in M4 and M5 dwarfs, and as a result the weights assigned to M6 and M7 dwarfs are lower. The much larger samples of M4 and M5 dwarfs "force" the slope of the fit at M6 and M7 to be larger than expected.

The GAIA DR2 parallaxes allow a major improvement on the precision of the stellar radii of our nearby stars. Before, uncertainties on the parallaxes accounted for a large part of the uncertainties on the radii, especially for the faint M dwarfs. In the present study, we find that the largest uncertainty now arise from the uncertainty of the effective temperatures. The better precision on the radii now allows us to isolate possible spectroscopic binaries or stars with large metallicities which stand significantly above the main trend, and probable low metallicity stars (probable subdwarfs) that stand significantly below the main trend in the radius-temperature plane. The comparison of the radii of those stars with those of stars in our samples with $[M/H] < -0.5$ or $[M/H] > +0.5$ (from our compilation of $[M/H]$ from the literature), indicates the stars with possible metallicities below -0.5 or above $+0.5$. We show the known and possible metal poor stars as squares in Fig. 4. We also show in this figure, the possible metal rich and/or spectroscopic binaries which display abnormally large radii. We identified 211 possible low metallicity dwarfs, 184 metal rich and/or spectroscopic binaries. We also found 30 possible PMS dwarfs which have abnormally large radii and are known to be neither metal rich nor spectroscopic binaries according to our high resolution spectra. From the analysis of our high resolution spectra, we have identified 21 new spectroscopic binaries and 1 new triple system.

Our correlation between radius and T_{eff} can be compared to the Hertzsprung-Russell diagrams for nearby stars from the GAIA Collaboration (2018b). They note a steepening of the slope at about $M_G \sim 11$ in their Fig. 6. Our data do not show a clear evidence for a similar increase in the slope in Fig. 4. The Radius- T_{eff} diagrams in Rabus et al. (2019) show that there are two possible regimes in their diagrams and they propose that their results are possible evidence for a change between partially convective stars and fully convective stars (The Transition To Complete Convection, TTCC). They locate this transition at about $T_{eff} \sim 3300K$. This result agrees with the finding of Houdebine et al. (2017) who found that

the RACs undergo important changes between dM2 and dM3 where they located the TTCC. This finding suggests that important changes occur in the dynamo mechanisms at the TTCC.

4. Conclusion

From our compilations of $(R-I)_C$ measures from the literature, we report on new derivations of effective temperatures for 1910 K and M dwarfs, based on the calibrations of B12 and M15. We have also compiled previously published effective temperatures for most stars in our sample. We derived our final effective temperature estimates by computing the mean of the effective temperatures derived from the $(R-I)_C$ colour and those from the literature. We find in general a good agreement between our temperatures derived from $(R-I)_C$ and the published effective temperatures (see Table 2).

We derive a new heteroscedastic polynomial fit to the T_{eff} versus $(R-I)_C$ correlation. Our correlation is based both on the B12 and M15 calibrations and our compilation of T_{eff} from the literature for thousands of measurements. We find a rather good $(R-I)_C$ - T_{eff} correlation in agreement with the results from previous authors.

The recent release of the GAIA DR2 data allows us to compute the stellar radii for most of the targets in our stellar sample. We now find that the largest uncertainties on the radii arise from the uncertainties on the effective temperatures. We are currently carrying out a long term observing program dedicated to the measurements of chromospheric lines in M and K dwarfs. So far, we have identified 21 new spectroscopic binaries and 1 triple system. We find that the precision on the stellar radii may allow to identify new low metallicity stars as well as new high metallicity and/or spectroscopic binaries. Our data suggest that 425 such new objects may be present in our data sets.

Acknowledgements

This research has made use of the SIMBAD database, operated at CDS, Strasbourg, France. DJM is supported in part by the NASA Space Grant program. This research made use of Astropy⁴, a community-developed core Python package for Astronomy (Astropy Collaboration, 2013). This research has made use of the VizieR catalogue access

⁴<http://www.astropy.org/> and <http://astroquery.readthedocs.org/en/latest/>

tool, CDS, Strasbourg, France. The original description of the Vizier service was published in A&AS 143, 23.

This work has made use of data from the European Space Agency (ESA) mission *Gaia* (<https://www.cosmos.esa.int/gaia>), processed by the *Gaia* Data Processing and Analysis Consortium (DPAC), <https://www.cosmos.esa.int/web/gaia/dpac/consortium>. Funding for the DPAC has been provided by national institutions, in particular the institutions participating in the *Gaia* Multilateral Agreement.

REFERENCES

- Allard, F., Homeier, D., Freytag, B. et al. 2013, *Memorie della Societa Astronomica Italiana Supplementi*, 24, 128
- Allende Prieto C., Barklem P.S., Lambert D.L., Cunha K. 2004, *A&A* 420, 183
- Ammons, S.M., Robinson, S.E., Strader, J., Laughlin, G., Fisher, D., & Wolf, A, 2006, *ApJ*. 638, 1004
- Baines E.K., McAlister H.A., Ten Brummelaar T.A., Turner N.H., Sturmann J., Sturmann L., Goldfinger P.J., Ridgway S.T. 2008, *Astrophys. J.*, 680, 728
- Baraffe, I., Chabrier, G., Allard, F. & Hauschildt, P.H. 1998, *A&A* 337, 403
- Bermejo, J. M.; Asensio Ramos, A.; Allende Prieto, C. 2013, *A&A* 553, 95
- Bessel, M.S. 1979, *PASP* 91, 589.
- Bessel, M.S. 1990, *A&A Sup. Ser.* 83, 357
- Bessel, M.S. 1991, *AJ* 101, 662
- Blackwell D.E. & Lynas-Gray A.E. 1998, *A&AS* 129, 505
- Booth, J., Caruso, J., Weis, E.W. 1988, *PASP* 100, 749
- Borde P., Coude du Foresto V., Chagnon G., Perrin G. 2002, *A&A* 393, 183
- Boyajian, T.S.; von Braun, K.; van Belle, G.; McAlister, H.A.; ten Brummelaar, T.A.; Kane, S.R.; Muirhead, P.S.; Jones, J.; White, R.; Schaefer, G.; Ciardi, D.; Henry, T.; Lopez-Morales, M.; Ridgway, S.; Gies, D.; Jao, Wei-Chun; Rojas-Ayala, B.; Parks, J.R.; Sturmann, L.; Sturmann, J.; Turner, N.H.; Farrington, C.; Goldfinger, P.J.; Berger, D.H. 2012, *ApJ* 757, 112 (B12)
- Brown T.M. 2010, *Astrophys. J.*, 709, 535
- Butler R.P., Wright J.T., Marcy G.W., Fischer D.A., Vogt, S.S., Tinney C.G., Jones H.R.A., Carter B.D., Johnson J.A., McCarthy C., Penny A.J. 2006, *Astrophys. J.*, 646, 505
- Carney B.W.; Latham D.W.; Stefanik R.P.; Laird J.B. 2008, *AJ* 135, 196
- Casagrande L., Portinari L., Flynn C. 2006, *MNRAS*, 373, 13-44
- Casagrande L., Flynn C., Bessell M. 2008, *MNRAS*, 389, 585
- Casagrande, L., Ramirez, I., Meléndez, J., Bessell, M. & Asplund, M., 2010, *A&A* 512, 54
- Casagrande L., Schoenrich R., Asplund M., Cassisi S., Ramirez I., Melendez J., Bensby T., Feltzing S. 2011, *Astron. Astrophys.* 530, A138
- Cenarro, A.J., Cardiel, N., Gorgas, J., Peletier, R.F., Vazdekis, A., Prada, F. 2001, *MNRAS* 326, 959
- Cenarro A.J., Peletier R.F., Sanchez-Blazquez P., Selam S.O., Toloba E., Cardiel N., Falcon-Barroso J., Gorgas J., Jimenez-Vicente J., Vazdekis A. 2007, *Mon. Not. R. Astron. Soc.*, 374, 664
- Cesetti M., Pizzella A., Ivanov V.D., Morelli L., Corsini E.M., Dalla Bonta E. 2013, *Astron. Astrophys.*, 549, A129
- Chen C.H., Mittal T., Kuchner M., Forrest W.J., Lisse C.M., Manoj P., Sargent B.A., Watson D.M. 2014, *ApJ. Suppl. Ser.*, 211, 25
- Christiansen J.L., Jenkins J.M., Caldwell D.A., Burke C.J., Tenenbaum P., Seader S., Thompson S.E., Barclay T.S., Clarke B.D., Li J., Smith J.C., Stumpe M.C., Twicken J.D., Van Cleve J. 2012, *Publ. Astron. Soc. Pac.*, 124, 1279
- Clem J.L.; Vandenberg D.A.; Grundahl F.; Bell R.A. 2004, *AJ* 127, 1227

- Cortés, C.; Silva, J.R.P.; Recio-Blanco, A.; Catelan, M.; Do Nascimento, J.D., Jr.; De Medeiros, J.R. 2009, *ApJ* 704, 750
- Cottaar M., Covey K.R., Meyer M.R., Nidever D.L., Stassun K.G., Foster J.B., Tan J.C., Chojnowski S.D., da Rio N., Flaherty K.M., Frinchaboy P.M., Skrutskie M., Majewski S.R., Wilson J.C., Zaslowski G. 2014 *ApJ* 794, 125
- Costa, Edgardo; Mndez, Ren A.; Jao, W.-C.; Henry, Todd J.; Subasavage, John P.; Brown, Misty A.; Ianna, Philip A.; Bartlett, Jennifer 2005, *AJ* 130, 337
- da Silva L., Torres C.A.O., de la Reza R., Quast G.R., Melo C.H.F., Sterzik M.F. 2009, *Astron. Astrophys.*, 508, 833
- Dawson, P.C., Forbes, D. 1989, *PASP* 101, 614
- Dawson, P.C., Forbes, D. 1992, *AJ* 103, 2063
- Delfosse, X., Forveille, T., Ségransan, D. et al. 2000, *A&A*, 364, 217
- Demarque, P., Woo, J.-H., Kim, Y.-C. & Yi, S.K. 2004, *ApJS* 155, 667
- Dieterich, Sergio B.; Henry, Todd J.; Jao, Wei-Chun; Winters, Jennifer G.; Hosey, Altonio D.; Riedel, Adric R.; Subasavage, John P. 2014, *AJ* 147, 94
- Dotter, A., Chaboyer, B., Jevremovic, D. et al. 2008, *ApJS* 178, 89
- Eggen, O.J., 1971, *ApJS* 22, 389
- Eggen, O.J., 1974, *PASP* 86, 697
- Eggen, O.J., 1976a, *ApJS* 30, 351
- Eggen, O.J., 1976b, *ApJ* 204, 101
- Eggen, O.J., 1978, *ApJS* 37, 251
- Eggen, O.J., 1979, *ApJS* 39, 89
- Eggen, O.J., 1980, *ApJS* 43, 457
- Eggen, O.J., 1987, *AJ* 92, 379
- Eker Z., Soyduğan F., Soyduğan E., Bilir S., Yaz Gokce E., Steer I., Tuysuz M., Senyuz T., Demircan O. 2015, *Astron. J.*, 149, 131
- Franchini M., Morossi C., Marcantonio P.D., Malagnini M.L., Chavez M. 2014, *MNRAS*, 442, 220
- Frasca A., Biazzo K., Lanzafame A.C., Alcalá J.M., Brugaletta E., Klutsch A., Stelzer B., Sacco G.G., Spina L., Jeffries R.D., Montes D., Alfaro E.J., Barentsen G., Bonito R., Gameiro J.F., Lopez-Santiago J., Pace G., Pasquini L., Prisinzano L., Sousa S.G., Gilmore G., Randich S., Micela G., Bragaglia A., Flaccomio E., Bayo A., Costado M.T., Franciosini E., Hill V., Hourihane A., Jofre P., Lardo C., Maiorca E., Masseron T., Morbidelli L., Worley C.C. 2015, *A&A* 575, A4
- Gaia Collaboration et al., 2016: Description of the Gaia mission (spacecraft, instruments, survey and measurement principles, and operations); *Astronomy & Astrophysics*, Volume 595, id.A1.
- Gaia Collaboration, Babusiaux, C., van Leeuwen, F., Barstow, M.A. et al. 2018b, *Gaia Data Release 2: Observational Hertzsprung-Russell Diagrams*. *A&A* 616, A10 (special issue for Gaia DR2).
- Gaia Collaboration, A.G.A. Brown, A. Vallenari, T. Prusti, J.H.J. de Bruijne, C. Babusiaux, C.A.L. Bailer-Jones, M. Biermann, D.W. Evans, L. Eyer, F. Jansen, C. Jordi, et al. 2018, *Gaia Data Release 2: Summary of the contents and survey properties*. *A&A* (special issue for Gaia DR2). External Links: *Gaia Data Release 2 Documentation release 1.0*.
- Gaidos E., Mann A.W., Lepine S., Buccino A., James D., Ansdell M., Petrucci R., Mauas P., Hilton E.J. 2014, *Mon. Not. R. Astron. Soc.*, 443, 2561
- Gazzano J.-C., de Laverny P., Deleuil M., Recio-Blanco A., Bouchy F., Moutou C., Bijaoui A., Ordenovic C., Gandoli D., Loeillet B. 2010, *A&A* 523, A91
- Girardi, L., Bressan, A., Berteli, G. & Chiosi, C. 2000, *A&AS*, 141, 371
- Gliese, W. & Jahreiss, H. 1991, *Catalog of Nearby Stars, Preliminary 3rd Version*, *Astron. Rechen-Institut, Heidelberg*, *VizieR V/70A/catalog*.
- Gray R.O., Corbally C.J., Garrison R.F., McFadden M.T., Robinson P.E. 2003, *AJ*, 126, 2048
- Gray R.O., Corbally C.J., Garrison R.F., McFadden M.T., Bubar E.J., McGahee C.E., O'Donoghue A.A., Knox E.R. 2006, *AJ*, 132, 161

- Houdebine, E.R. 1996, Stellar surface structure: proceedings of the 176th Symposium of the International Astronomical Union, held in Vienna, Austria, October 9-13, 1995. Edited by Klaus G. Strassmeier and Jeffrey L. Linsky. IAU Symposium 176, Kluwer Academic Publishers, Dordrecht, p.547
- Houdebine, E.R. 2008, MNRAS 390, 1081 (Paper VII)
- Houdebine, E.R. 2009, MNRAS 397, 2133 (Paper XII)
- Houdebine, E.R. 2010a, MNRAS 407, 1657 (Paper XIV)
- Houdebine, E.R. 2010b, A&A 509, 65 (Paper IX)
- Houdebine, E.R. 2010c, MNRAS 403, 2157 (Paper X)
- Houdebine, E.R. 2011b, MNRAS 411, 2259 (Paper XV)
- Houdebine, E.R. 2012, MNRAS 421, 3189 (Paper XVIII)
- Houdebine, E.R., Butler, C. J.; Garcia-Alvarez, D.; Telting, J. 2012, MNRAS 426, 1591 (Paper XIX)
- Houdebine, E.R. & Doyle, G.J. 1994, in Cool Stars, Stellar Systems and the Sun, Eighth Cambridge Workshop, Proceedings, held in Athens, Georgia, Caillault J.P. ed., ASPCS, Vol. 64, p. 423
- Houdebine, E.R. & Stempels, H.C. 1997, A&A (Paper VI)
- Houdebine, E.R., Mullan, D.J., Paletou, F. & Gebran, M. 2016a, ApJ 822, 97
- Houdebine, E.R., Mullan, D.J., Bercu, B., Paletou, F. & Gebran, M. 2017, ApJ 837, 96
- Jenkins, L.F. 1952, The General Catalog of Trigonometric Stellar Parallaxes, New Haven, Yale University Observatory
- Jenkins, I.S., Ramsey, L.W., Jones, H.R.A., Pavlenko, Y., Gallardo, I., Barnes, J.R. & Pinfield, D.I. 2009, ApJ, 704, 975
- Kenyon, S.J. & Hartmann, L. 1995, ApJ Suppl. Ser. 101, 117
- Koen, C., Kilkeny, D., van Wyk, F. & Marang, F. 2010, MNRAS 403, 1949
- Koleva M., Vazdekis A. 2012, Astron. Astrophys. 538, A143
- Kopytova T.G., Brandner W., Tognelli E., Prada Moroni P.G., Da Rio N., Roeser S., Schilbach E. 2016, A&A 585, A7
- Kovtyukh V.V., Soubiran C., Belik S.I. 2004, A&A, 427, 933
- Kraus A.L., Shkolnik E.L., Allers K.N., Liu M.C. 2014, Astron. J., 147, 146
- Lafrasse S., Mella G., Bonneau D., Duvert G., Delfosse X., Chelli A. 2010, SPIE Conf. on Astronomical Instrumentation 77344E
- Laing, J.D. 1989, South African Astron. Obs. Circular, No. 13, 29
- Le Borgne, J.-F.; Bruzual, G.; Pell, R.; Lanon, A.; Rocca-Volmerange, B.; Sanahuja, B.; Schaerer, D.; Soubiran, C.; Vlchez-Gmez, R. 2003, A&A 402, 433
- Lang, K.R., 1980, "Astrophysical Formulae", Springer-Verlag, ISBN 3-540-09933-6.
- Leggett, S.K., 1992, ApJS 82, 351
- Leggett, S.K., Hawkins, M.R.S. 1988, MNRAS 234, 1065
- Leggett, S.K., Allard, F., Berriman, G., Dahn, C.C., Hauschildt, P.H., 1996, ApJS 104, 117
- Lejeune, T., Cuisinier, F. & Buser, R. 1998, A&A 130, 65
- Lepine S., Hilton E.J., Mann A.W., Wilde M., Rojas-Ayala B., Cruz K.L., Gaidos E. 2013, AJ, 145, 102
- Loyd R.O.P., France K. 2014, Astrophys. J. Suppl. Ser., 211, 9
- Lurie, John C.; Henry, Todd J.; Jao, Wei-Chun; Quinn, Samuel N.; Winters, Jennifer G.; Ianna, Philip A.; Koerner, David W.; Riedel, Adric R.; Subasavage, John P. 2014, AJ 148, 91
- Malkan M.A., Hicks E.K., Teplitz H.I., McLean I.M., Sugai H., Guichard J. 2002, ApJS 142, 79
- Malyuto V., Shvelidze T. 2011, Baltic Astron. 20, 89
- Mann A.W., Brewer J.M., Gaidos E., Lepine S., Hilton E.J. 2013, Astron. J., 145, 52

- Mann A.W., Feiden G.A., Gaidos E., Boyajian T., Von Braun K. 2015, *Astrophys. J.*, 804, 64 (M15)
- Manteiga M., Carricajo I., Rodriguez A., Dafonte C., Arcay B. 2009, *AJ* 137, 3245
- Masana E., Jordi C., Ribas I. 2006, *Astron. Astrophys.* 450, 735
- McDonald I., Zijlstra A.A., Boyer M.L. 2012, *Mon. Not. R. Astron. Soc.*, 427, 343
- Molenda-Zakowicz J., Sousa S.G., Frasca A., Uytterhoeven K., Briquet M., Van Winckel H., Drobek D., Niemczura E., Lampens P., Lykke J., Bloemen S., Gameiro J.F., Jean C., Volpi D., Gorlova N., Mortier A., Tsantaki M., Raskin G. 2013, *MNRAS* 434, 1422
- Morales J.C., Ribas I., Jordi C. 2008, *A&A* 478, 507
- Mould, J.R. & Hyland, A.R. 1976, *ApJ* 208, 399
- Mullan, D.J. & MacDonald, J. 2001, *ApJ* 559, 353.
- Munari, U.; Henden, A.; Frigo, A.; Zwitter, T.; Binaym, O.; Bland-Hawthorn, J.; Boeche, C.; Freeman, K. C.; Gibson, B. K.; Gilmore, G.; Grebel, E. K.; Helmi, A.; Kordopatis, G.; Levine, S. E.; Navarro, J. F.; Parker, Q. A.; Reid, W.; Seabroke, G. M.; Siebert, A.; Siviero, A.; Smith, T.C.; Steinmetz, M.; Templeton, M.; Terrell, D.; Welch, D.L.; Williams, M.; Wyse, R.F.G. 2014, *AJ* 148, 81
- Newton E.R., Charbonneau D., Irwin J., Mann A.W. 2015, *ApJ*, 800, 85 L10
- Oenehag A.; Gustafsson B.; Eriksson K.; Edvardsson B. 2009, *A&A* 498, 527
- Pace, G. 2013, *A&A* 551, L8
- Paletou, F. & Zolotukhin, I. 2014, arXiv:1408.7026
- Paletou, F., Gebran, M.; Houdebine, E. R.; Watson, V. 2015b, *A&A* 580A, 78
- Prugniel P., Vauglin, I., Koleva M. 2011, *Astron. Astrophys.* 531, A165
- Rabus, M., Lachaume, R., Jordán, A., Brahm, R., Boyajian, T., von Braun, K., Espinoza, N., Berger, U.-P., Le Bouquin, J.-B., Absil, O., 2018, arXiv:1901.08077
- Rajpurohit, A.S., Reyle C., Allard F., Homeier D., Schultheis M., Bessell M.S., Robin A.C. 2013, *A&A*, 556, A15
- Rajpurohit A.S., Reyle C., Allard F., Scholz R.-D., Homeier D., Schultheis M., Bayo A. 2014, *Astron. Astrophys.* 564, A90
- Ramirez, I., Melendez, J. 2005, *ApJ* 626, 465
- Reid, I.N., Cruz, K.L., Allen, P., Mungall, F., Kilkenny, D., Liebert, J., Hawley, S.L., Fraser, O.J., Covey, K.R., Lowrance, P., Kirkpatrick, J.D., & Burgasser, A.J. 2004, *AJ* 128, 463
- Rodgers, A.W., Eggen, O.J., 1974, *PASP* 86, 742
- Ruiz, M.T. & Anguita, C. 1993, *AJ* 105, 614
- Rojas-Ayala B., Covey K.R., Muirhead P.S., Lloyd J.P. 2012, *Astrophys. J.*, 748, 93
- Ryan, S.G. 1992, *AJ* 104, 1144
- Salim, S. & Gould, A. 2003, *ApJ* 582, 1011
- Sanchez-Blazquez P., Peletier R.F., Jimenez-Vicente J., Cardiel N., Cenarro A.J., Falcon-Barroso J., Gorgas J., Selam S., Vazdekis A. 2006, *Mon. Not. R. Astron. Soc.*, 371, 703
- Schiavon R.P. 2007, *Astrophys. J. Suppl. Ser.*, 171, 146
- Silva D.R., Cornell M.E. 1992, *Astrophys. J. Suppl.* 81, 865
- Schroeder, C., Reiners, A. & Schmitt, J.H.M.M. 2009, *A&A* 493, 1099
- Soubiran C., Katz D.; Cayrel R. 1998, *A&AS* 133, 221
- Soubiran C., Bienayme O.; Mishenina T.V.; Kovtyukh V.V. 2008, *A&A* 480, 91
- Soubiran C., Le Campion J.-F., Cayrel de Strobel G., Caillo A. 2010, *Astron. Astrophys.* 515, A111
- Sousa S.G., Santos N.C., Israelian G., Mayor M., Monteiro M.J.P.F.G. 2006, *Astron. Astrophys.* 458, 873
- Sousa S.G.; Santos N.C.; Mayor M.; Udry S.; Casagrande L.; Israelian G.; Pepe F.; Queloz D.; Monteiro M.J.P.F.G. 2008, *A&A* 487, 373

- Spada, F.; Demarque, P.; Kim, Y.-C.; Sills, A. 2013, ApJ 776, 87
- Stelzer B., Marino A., Micela G., Lopez-Santiago J., Liefke C. 2013, Mon. Not. R. Astron. Soc., 431, 2063
- Skrutskie, M.F. et al. 2006, AJ, 131, 1163
- Subasavage, John P.; Jao, Wei-Chun; Henry, Todd J.; Bergeron, P.; Dufour, P.; Ianna, Philip A.; Costa, Edgardo; Mndez, Ren A. 2009, AJ 137, 4547
- Tsantaki M.; Sousa S.G.; Adibekyan V.Zh.; Santos N.C.; Mortier A.; Israelian G. 2013, A&A 555A, 150
- Uppgren, A.R., Lu, P.K. 1986, AJ 92, 903
- Valdes F., Gupta R., Rose J.A., Singh H.P., Bell D.J. 2004, ApJ Suppl. Ser., 152, 251
- Valenti J.A., Fischer D.A. 2005, Astrophys. J. Suppl. Ser., 159, 141
- Valentini M., Munari U. 2010, A&A, 522, A79
- van Altena, W.F., Lee, J.T., Hoffleit, E.D. 1995, The General Catalog of Trigonometric Stellar Parallaxes, Fourth Edition, New Haven, Yale University Observatory
- van Belle G.T., von Braun K. 2009, ApJ, 694, 1085
- van Leeuwen, F. 2007, A&A 474, 653
- Veeder, G.J. 1974, AJ 79, 1056
- Weis, E.W. 1991a, AJ 101, 1882
- Weis, E.W. 1991b, AJ 102, 1795
- Weis, E.W. 1993, AJ 105, 1962
- Weis, E.W. 1996, AJ 112, 2300
- Weis, E.W, Uppgren, A.R. 1982, PASP 94, 821
- Wright C.O., Egan M.P., Kraemer K.E., Price S.D. 2003, Astron. J., 125, 359
- Wright, N.J., Drake, J.J., Mamajek, E.E., Henry, G.W. 2011, ApJ 743, 48
- Yong D., Lambert D.L. 2003, PASP 115, 22

Table 1: Effective temperatures and $(R-I)_C$ colors for K and M dwarfs. In Column 3, we list the T_{eff} values we have obtained in the present paper using our $(R-I)_C$ - T_{eff} calibration. In Columns 4 and 5, we list the T_{eff} values reported by M15 and by B12 respectively.

Star	$(R-I)_C$ (mag)	T_{eff}^1 (K)	T_{eff}^2 (K)	T_{eff}^3 (K)	T_{eff} Diff (K)
G1 702A	-	-	-	5407	-
G1 75	0.39	5346	-	5398	+52
G1 631	0.39	5346	-	5337	-9
G1 53A	0.41	5259	-	5348	+89
G1 764	0.41	5259	-	5246	-13
G1 166A	0.45	5085	-	5202	+117
G1 144	0.46	5041	-	5077	+36
G1 33	0.47	4998	-	4950	-48
G1 892	0.53	4737	-	4699	-38
G1 105A	0.53	4737	-	4662	-75
G1 845	0.56	4606	-	4555	-51
G1 570A	0.563	4598	-	4507	-91
G1 702B	0.620	4456	-	4393	-63
G1 820A	0.644	4396	-	4451	+55
G1 673	0.767	4086	4124	-	+38
G1 820B	0.785	4040	4021	-	-19
PM 23099+1425	0.786	4038	4013	-	-25
G1 380	0.80	4002	-	4115	+113
G1 820B	0.80	4002	-	3954	-48
G1 338A	0.80	4002	-	3907	-95
G1 380	0.801	4000	4131	-	+131
G1 488	0.829	3962	3989	-	+27
G1 169	0.831	3960	4124	-	+164
gL 172	0.849	3935	3929	-	-6
G1 56.3B	0.858	3923	3935	-	+12
G1 338A	0.860	3921	3920	-	-1
G1 208	0.875	3901	3966	-	+65
G1 525	0.876	3899	3828	-	-71
G1 338B	-	-	-	3867	-
G1 281	0.923	3836	3771	-	-65
G1 642	0.923	3836	3834	-	-2
G1 458.2	0.939	3828	3900	-	+72
G1 875	0.942	3825	3740	-	-85
G1 239	0.943	3824	3801	-	-23
PM 22290+0139	0.946	3822	3903	-	+81
G1 471	0.947	3821	3726	-	-95
GJ 3108	0.954	3815	3852	-	+37
G1 79	0.961	3809	3900	-	+91
G1 838.3B	0.970	3802	3771	-	-31
G1 864	0.980	3793	3916	-	+123
G1 846	0.988	3787	3848	-	+61
G1 678.1A	0.990	3785	3675	-	-110
G1 709	0.992	3783	3785	-	+2
G1 740	1.002	3775	3834	-	+59
G1 459.3	1.005	3772	3993	-	+221
G1 809	1.011	3767	3791	-	+24
G1 353	1.014	3764	3692	-	-72
G1 505B	1.018	3760	3709	-	-51
G1 96	1.019	3759	3785	-	+26
G1 894.1	1.030	3749	3910	-	+161
G1 277.1	1.036	3744	3681	-	-63
GJ 3408B	1.062	3720	3656	-	-64
G1 809	1.064	3718	-	3692	-26
G1 514	1.065	3717	3727	-	+10
G1 412A	1.076	3707	-	3497	-210
G1 205	1.077	3706	3801	3801	+95
G1 887	1.079	3704	3688	-	-16
G1 272	1.081	3703	3703	-	+0
G1 212	1.085	3699	3765	-	+66
G1 887	1.088	3696	-	3676	-20
G1 701	1.091	3693	3614	-	-79
G1 649	1.094	3691	3700	-	+9
G1 685	1.096	3689	3846	-	+157
G1 686	1.097	3688	3657	-	-31
G1 412A	1.107	3679	3619	-	-60

Table 1:: continued.

Star	(R-I) _c (mag)	T_{eff}^1 (K)	T_{eff}^2 (K)	T_{eff}^3 (K)	T_{eff} Diff (K)
Gl 134	1.116	3670	3700	-	+30
Gl 390	1.120	3665	3700	-	+35
Gl 821	1.120	3665	3545	-	-120
Gl 895	1.121	3664	3764	-	+100
Gl 526	1.124	3662	-	3618	-44
Gl 880	1.124	3662	-	3713	+51
Gl 880	1.126	3660	3720	-	+60
Gl 15A	1.130	3656	3603	3594	-53
Gl 908	1.133	3653	3646	-	-7
GJ 3098	1.139	3647	3641	-	-6
Gl 87	1.141	3645	3638	-	-7
Gl 526	1.147	3639	3649	-	+10
Gl 289	1.154	3632	3576	-	-56
PM 02441+4913	1.160	3626	3685	-	+59
Gl 507.1	1.171	3615	3650	-	+35
Gl 411	1.184	3602	3563	3465	-39
Gl 806	1.202	3584	3542	-	-42
Gl 361	1.204	3582	3500	-	-82
Gl 382	1.206	3580	3623	-	+43
Gl 173	1.212	3575	3671	-	+96
Gl 104	1.217	3571	3542	-	-29
Gl 745B	1.217	3571	3494	-	-77
Gl 745A	1.226	3563	3500	-	-63
GJ 1009	1.232	3558	3600	-	+42
GJ 2066	1.234	3556	3500	-	-56
Gl 393	1.235	3555	3548	-	-7
Gl 250B	1.239	3552	3481	-	-71
Gl 180	1.240	3551	3506	-	-45
Gl 625	1.241	3550	3475	-	-75
PM 09437-1747	1.246	3546	3302	-	-244
Gl 176	1.250	3542	3680	-	+138
PM 18007+2933	1.251	3541	3509	-	-32
Gl 70	1.299	3499	3458	-	-41
Gl 297.2B	1.304	3496	3544	-	+48
LPM 0355+5214	1.318	3486	3435	-	-51
Gl 549B	1.319	3486	3479	-	-7
Gl 694	1.324	3482	3464	-	-18
PM 20167+5017	1.328	3480	3559	-	+79
Gl 752A	1.333	3476	3558	-	+82
Gl 671	1.338	3473	3433	-	-40
Gl 615.2C	1.339	3472	3454	-	-18
PM 15118+3933	1.340	3471	3435	-	-36
Gl 436	1.351	3464	-	3416	-48
Gl 811.1	1.352	3463	3473	-	+10
PM 05557-2651	1.362	3457	3652	-	+195
Gl 725A	1.364	3455	3441	-	-14
GJ 3195	1.370	3451	3500	-	+49
PM 18046+1354	1.384	3441	3375	-	-66
Gl 725A	1.390	3437	-	3407	-30
GJ 4070	1.391	3436	3400	-	-36
Gl 109	1.395	3434	3405	-	-29
Gl 436	1.400	3431	3479	-	+48
Gl 512A	1.403	3428	3498	-	+70
Gl 581	1.409	3423	-	3442	+19
Gl 687	1.410	3422	-	3413	-9
Gl 687	1.416	3417	3439	-	+22
GJ 1097	1.421	3413	3448	-	+35
Gl 581	1.424	3410	3395	-	-15
GJ 3459	1.425	3409	3358	-	-51
PM 02534+1724	1.429	3406	3377	-	-29
Gl 725B	1.43	3405	-	3104	-301
PM 06077-2544	1.433	3403	3356	-	-47
GJ 1236	1.433	3403	3335	-	-68
GJ 4040	1.437	3399	3470	-	+71
Gl 849	1.438	3398	3530	-	+132
Gl 388	1.452	3386	3370	-	-16
Gl 251	1.456	3383	3448	-	+65
GJ 3388	1.464	3376	3326	-	-50
Gl 725B	1.474	3367	3345	-	-22
GJ 3992	1.478	3364	3432	-	+68

Table 1:: continued.

Star	(R-I) _c (mag)	T_{eff}^1 (K)	T_{eff}^2 (K)	T_{eff}^3 (K)	T_{eff} Diff (K)
PM 09553-2715	1.480	3362	3346	-	-16
GJ 3325	1.480	3362	3365	-	+3
Gl 480	1.487	3356	3463	-	+107
Gl 403	1.491	3353	3298	-	-55
Gl 643	1.491	3353	3279	-	-74
PM 00118+2259	1.527	3322	3359	-	+37
Gl 545	1.539	3311	3341	-	+30
Gl 896A	1.546	3305	3353	-	+48
Gl 628	1.561	3292	3272	-	-20
PM 15354+6005	1.572	3283	3252	-	-31
Gl 876	1.574	3282	3247	-	-35
GJ 3378	1.575	3281	3340	-	+59
GJ 1148	1.582	3274	3304	-	+30
Gl 273	1.585	3272	3317	-	+45
Gl 699	1.585	3272	3228	-	-44
Gl 699	1.592	3266	-	3224	-42
Gl 15B	1.595	3263	3218	-	-45
GJ 3707	1.599	3260	3385	-	+125
GJ 4065	1.599	3260	3223	-	-37
Gl 118.2C	1.600	3259	3227	-	-32
Gl 105B	1.607	3254	3284	-	+30
GJ 1207	1.608	3254	3229	-	-25
Gl 729	1.610	3252	3240	-	-12
Gl 402	1.616	3248	3238	-	-10
GJ 3150	1.617	3248	3216	-	-32
GJ 4269	1.622	3244	3226	-	-18
GJ 4333	1.623	3244	3324	-	+80
PM 19321-1119	1.626	3242	3211	-	-31
GJ 1129	1.631	3239	3243	-	+4
GJ 3379	1.633	3237	3214	-	-23
Gl 783.2B	1.633	3237	3217	-	-20
GJ 4367	1.633	3237	3221	-	-16
GJ 1092	1.639	3233	3207	-	-26
Gl 213	1.643	3231	3250	-	+19
PM 20525-1658	1.643	3231	3205	-	-26
Gl 555	1.648	3227	3211	-	-16
Gl 544B	1.659	3220	3191	-	-29
Gl 324B	1.660	3219	3166	-	-53
GJ 3991	1.663	3217	3284	-	+67
GJ 3105	1.674	3210	3269	-	+59
Gl 53.1B	1.675	3210	3232	-	+22
PM 18453+1851	1.675	3210	3214	-	+4
GJ 3142	1.677	3208	3257	-	+49
GJ 1289	1.677	3208	3173	-	-35
Gl 232	1.679	3207	3165	-	-42
Gl 447	1.697	3198	3192	-	-6
Gl 102	1.698	3194	3199	-	+5
GJ 3323	1.706	3189	3143	-	-46
Gl 166C	1.726	3176	3167	-	-9
Gl 585	1.737	3169	3164	-	-5
GJ 1230A	1.740	3167	3232	-	+65
GJ 1151	1.761	3153	3118	-	-35
GJ 3668	1.781	3140	3109	-	-31
PM 03361+3118	1.787	3136	3086	-	-50
GJ 3253	1.787	3136	3079	-	-57
Gl 777B	1.788	3135	3144	-	+9
GJ 1288	1.794	3131	3113	-	-18
Gl 54.1	1.796	3130	3056	-	-74
GJ 3976	1.835	3096	3054	-	-42
GJ 1253	1.837	3094	3045	-	-49
Gl 83.1	1.849	3084	3080	-	-4
GJ 3631	1.873	3063	3039	-	-24
Gl 896B	1.873	3063	3072	-	+9
GJ 3119	1.875	3061	3011	-	-50
GJ 3380	1.902	3038	3000	-	-38
GJ 1029	1.936	3008	2981	-	-27
PM 10430-0912	1.963	2985	2951	-	-34
Gl 551	2.03	2927	-	3054	+127
Gl 905	2.031	3926	2930	-	+4
GJ 1245B	2.095	2898	2859	-	-39

Table 1:: continued.

Star	(R-I) _c (mag)	T_{eff}^1 (K)	T_{eff}^2 (K)	T_{eff}^3 (K)	T_{eff} Diff (K)
GJ 3147	2.102	2895	2880	-	-15
PM 00115+5908	2.121	2887	2864	-	-23
Gl 412B	2.157	2872	2863	-	-9
GJ 3146	2.165	2868	2829	-	-39
Gl 406	2.246	2834	2818	-	-16
GJ 1111	2.363	2791	2800	-	+9
PM 02530+1652	2.404	2776	2800	-	+24
Gl 644C	2.450	2759	2700	-	+59

¹Effective temperature from the (R-I)_C color/ T_{eff} calibration

²Effective temperature from Mann et al. 2015

³Effective temperature from Boyajian et al. 2012

Table 2:: Parameters of our sample of mid-K, late-K stars, M0-M1, M2, M3, M4, M5, M6 and M7 dwarfs. We also indicate the number of high resolution spectra for the stars that have observed.

Star	V (mag)	(R-I) _C (mag)	T_{eff}^1 (K)	T_{eff}^2 (K)	$T_{eff} \pm 3\sigma^3$ (K)	Spect. Type	π (m")	M_V (mag)	R_* (R_\odot)	[M/H]	Hi. Res. Spectra	Comments
Mid-K sample												
GJ 1139	9.567	0.656	4366	4391	4378±13	dK5.4	43.4531±0.0293	7.757±0.021	0.592±0.016	-0.33		
GJ 1176	9.225	0.620	4456	4509	4482±27	dK4.3	40.6674±0.0433	7.271±0.022	0.686±0.025	+0.07	35	
GJ 1189	9.30	0.566	4591	4577	4584±7	dK3.6	30.6458±0.0552	6.732±0.024	0.813±0.018	+0.04		Binary?
GJ 1190	9.839	0.644	4396	4333	4364±31	sdK5.4	38.8659±0.0589	7.787±0.023	0.591±0.024	-0.95	5	
GJ 1257	9.811	0.694	4270	4310	4340±30	dK5.6	41.3937±0.0643	7.896±0.023	0.572±0.023	-0.23		Subdwarf?
GJ 1259	8.770	0.674	4321	4398	4359±39	dK5.5	41.5127±0.0553	6.861±0.023	0.908±0.043	+0.01	2	Binary?
GJ 2018	9.956	0.572	4576	4563	4569±6	dK3.6	27.5963±0.0422	7.160±0.023	0.675±0.014	-0.17	2	
GJ 2096	9.10	0.638	4411	4328	4369±41	dK5.4	38.1457±0.0710	7.007±0.063	0.842±0.058	-0.73		Binary?
GJ 3012	9.475	0.692	4275	-	4275±35	dK6.0	35.6385±0.4414	7.235±0.047	0.815±0.046			Binary?
GJ 3065A	10.23	0.609	4484	4521	4503±18	dK4.0	32.1455±0.0589	7.766±0.024	0.538±0.017	+0.00		Subdwarf?
GJ 3065B	10.23	0.609	4484	4521	4503±18	dK4.0	32.1455±0.0589	7.766±0.024	0.538±0.017	+0.00		Subdwarf?
GJ 3066	9.10	0.572	4576	-	4576±35	dK3.6	39.8944±0.0298	7.105±0.022	0.689±0.030			
GJ 3070	11.87	0.682	4301	-	4301±35	dK5.8	15.8500±0.0433	7.870±0.026	0.596±0.028	-0.23		
GJ 3089	10.540	0.597	4514	-	4514±35	dK4.0	21.4901±0.0328	7.201±0.023	0.691±0.031	-0.17		
GJ 3415	9.145	0.608	4486	-	4486±35	dK4.3	39.7680±0.0680	7.143±0.024	0.725±0.032			
GJ 3498	10.06	0.596	4516	-	4516±35	dK3.9	27.7685±0.0440	7.278±0.023	0.666±0.030			
GJ 3606	8.67	0.596	4516	-	4516±35	dK3.9	42.4131±0.0403	6.808±0.022	0.827±0.036			Binary?
GJ 3905	8.868	0.560	4606	4677	4641±36	dK3.2	45.1281±0.0525	7.140±0.023	0.644±0.028	-0.34	16	
GJ 3922A	10.088	0.621	4454	4346	4400±54	dK5.2	38.9014±0.2210	8.038±0.032	0.512±0.033	+0.29		Subdwarf?
GJ 3922B	10.088	0.621	4454	4346	4400±54	dK5.2	38.9014±0.2210	8.038±0.032	0.512±0.033	+0.29		Subdwarf?
GJ 3948	9.663	0.600	4506	-	4506±35	dK4.1	33.6296±0.0201	7.297±0.021	0.666±0.029			
GJ 4061	9.318	0.627	4440	4428	4434±6	dK5.0	39.6956±0.0255	7.312±0.021	0.697±0.014	-0.12		
GJ 4280	9.512	0.609	4484	4465	4475±10	dK4.4	38.3161±0.0254	7.429±0.021	0.641±0.015	+0.17		
GJ 4301	9.784	0.540	4693	4386	4540±153	dK3.8	35.7555±0.0477	7.551±0.023	0.577±0.084	+0.30		
GJ 4322B	9.04	0.578	4561	4630	4595±35	dK3.5	35.1337±0.0249	6.769±0.022	0.792±0.034	+0.13	8	
GJ 4328	9.720	0.680	4306	-	4306±35	dK5.8	28.2434±0.1088	6.975±0.028	0.897±0.043			Binary?
GJ 9036	9.790	0.621	4454	4469	4462±8	dK4.6	37.0209±0.0398	7.632±0.022	0.589±0.013	-0.12	5	
GJ 9356	9.765	0.608	4486	4539	4512±27	dK4.0	30.0976±0.0702	7.158±0.025	0.706±0.027	-0.12	32	
GJ 9401	10.774	0.585	4544	4530	4537±7	dK3.8	17.4833±0.0292	6.987±0.024	0.749±0.016	-0.10		
GJ 9427	9.340	0.632	4426	-	4426±35	dK5.1	40.3147±0.0368	7.367±0.022	0.684±0.030			
GJ 9452A	10.181	0.549	4654	4368	4511±143	dK4.0	28.1847±0.0206	7.431±0.022	0.623±0.086	-0.59		
Gl 3	8.485	0.555	4628	4572	4600±28	sdK3.5	61.0313±0.0325	7.413±0.021	0.587±0.022	-0.60	3	
Gl 30	8.725	0.608	4486	4450	4468±18	dK4.6	47.4811±0.1021	7.108±0.025	0.747±0.023	-0.02		
Gl 32A	7.880	0.655	4369	4392	4380±11	dK5.3	63.5070±0.0430	6.894±0.021	0.880±0.022		1	Binary?
Gl 39	9.216	0.668	4336	4287	4311±24	dK5.8	44.9546±0.0530	7.480±0.023	0.708±0.025	+0.11	2	
Gl 50	10.492	0.694	4270	4344	4307±37	dK5.8	29.0239±0.0353	7.806±0.023	0.611±0.028	+0.56	4	
Gl 53.1A	8.407	0.596	4516	4565	4541±24	dK3.8	48.6871±0.0693	6.844±0.023	0.798±0.028	+0.16	2	
Gl 65.2	9.88	0.568	4586	4523	4554±62	dK3.7	28.4645±0.0285	7.152±0.022	0.686±0.045	-0.12	6	
Gl 69	8.417	0.656	4366	4325	4345±20	dK5.5	73.9913±0.0353	7.763±0.021	0.606±0.019	-0.24	1	
Gl 81.2	8.608	0.555	4628	4597	4612±15	dK3.4	49.7428±0.0334	7.092±0.021	0.674±0.018	+0.08		
Gl 100A	8.767	0.625	4444	4448	4446±2	dK4.9	50.8621±0.0542	7.299±0.022	0.695±0.012	-0.28		
Gl 105.5	9.509	0.644	4396	4340	4368±28	dK5.4	41.7670±0.0403	7.613±0.022	0.638±0.025	-0.01	1	
Gl 106	8.210	0.566	4591	-	4591±35	dK3.5	53.5579±0.1814	6.854±0.027	0.764±0.035			
Gl 112.1	8.574	0.656	4366	4373	4369±4	dK5.4	61.9128±0.0461	7.533±0.022	0.661±0.013			
GL 114	8.873	0.578	4561	4504	4532±28	dK3.9	42.7647±0.0576	7.028±0.023	0.738±0.028	+0.17		
Gl 131	9.141	0.651	4379	4330	4354±24	dK5.5	53.5696±0.0410	7.786±0.022	0.595±0.021		9	
Gl 140.1A	8.68	0.62	4456	4459	4457±2	dK4.7	51.8133±0.0279	7.252±0.021	0.705±0.012	-0.20	46	

Table 2:: continued.

Star	V (mag)	(R-I) _C (mag)	T_{eff}^1 (K)	T_{eff}^2 (K)	$T_{eff} \pm 3\sigma^3$ (K)	Spect. Type	π (m")	M_V (mag)	R_* (R_\odot)	[M/H]	Hi. Res. Spectra	Comments
Gl 140.1B	10.02	0.62	4456	4459	4457±2	dK?	51.8098±0.0232	8.592±0.021	0.380±0.006	-0.20	46	
Gl 143	8.143	0.564	4596	4574	4585±11	dK3.6	61.2455±0.0264	7.078±0.021	0.692±0.016	+0.03	54	
Gl 156.2	8.255	0.680	4306	4419	4362±57	dK5.4	61.6177±0.0262	7.204±0.021	0.774±0.047	+0.02		
Gl 160.2	9.675	0.611	4479	-	4479±35	dK4.4	38.6473±0.0582	7.611±0.023	0.588±0.026		94	
Gl 161.2	10.90	0.617	4464	4578	4521±57	dK3.9	20.9946±0.1760	7.511±0.038	0.596±0.042	-0.32		
Gl 162.2	9.715	0.651	4379	4355	4367±12	dK5.4	36.5894±0.0213	7.537±0.021	0.661±0.014		15	
Gl 167	7.634	0.557	4619	4569	4594±25	dK3.5	76.5847±0.0304	7.055±0.021	0.695±0.024	+0.06	1	
Gl 173.1A	9.195	0.561	4603	-	4603±35	dK3.4	36.8039±0.3853	7.024±0.043	0.700±0.037	-0.33	1	Binary?
Gl 200A	7.86	0.58	4556	4641	4598±43	dK3.5	63.6514±0.0476	6.879±0.022	0.751±0.037	-0.30	1	
Gl 204	7.642	0.590	4531	4550	4540±10	dK3.8	77.3049±0.0387	7.083±0.021	0.715±0.016	-0.09	261	
Gl 223.1	10.715	0.609	4484	4452	4468±16	dK4.6	26.3699±0.0343	7.821±0.023	0.538±0.015	-0.66	12	
Gl 247	8.58	0.656	4366	4288	4327±39	dK5.7	59.1275±0.0659	7.439±0.022	0.713±0.034	+0.03		
Gl 256	9.157	0.642	4401	4402	4401±1	dK5.2	44.5236±0.0363	7.400±0.022	0.686±0.018			
Gl 264	8.686	0.629	4434	4428	4431±3	dK5.0	57.7938±0.3355	7.495±0.033	0.642±0.015	-0.20	1	
Gl 266	9.845	0.673	4323	4330	4326±4	dK5.7	38.2618±0.2672	7.759±0.035	0.616±0.016	+0.17	7	
Gl 268.2	9.079	0.662	4351	4368	4359±9	dK5.5	50.9662±0.0306	7.615±0.021	0.641±0.015	+0.12	11	
Gl 291.1	10.035	0.622	4451	4467	4459±8	dK4.7	30.7749±0.0204	7.476±0.021	0.635±0.014	-0.23	15	
Gl 301.1	8.84	0.584	4546	4466	4506±40	dK4.0	43.7398±0.0515	7.044±0.023	0.748±0.036	-0.40		
Gl 308.2	11.950	0.537	4706	4756	4731±25	sdK2.8	12.0109±0.0445	7.348±0.028	0.547±0.020	-1.25		
Gl 308.3	10.795	0.634	4421	4377	4399±22	dK5.2	24.5923±0.0274	7.749±0.022	0.585±0.020	+0.37	11	
Gl 330.1	9.214	0.656	4366	-	4366±35	sdK5.4	47.5479±0.0502	7.600±0.022	0.643±0.028	-0.60		
Gl 339	7.925	0.575	4569	4641	4605±36	dK3.4	56.1805±0.0550	6.673±0.022	0.822±0.036	-0.07		Binary?
Gl 340.3	9.082	0.568	4586	4554	4570±16	dK3.6	41.3649±0.0425	7.165±0.022	0.673±0.019	+0.09	22	
Gl 341.1	9.300	0.632	4426	4338	4382±44	dK5.3	43.2985±0.0338	7.482±0.022	0.670±0.034	+0.07	2	
Gl 342	9.045	0.632	4426	4542	4484±58	dK4.3	47.7356±0.0227	7.439±0.021	0.634±0.038	+0.16	4	
Gl 365	8.154	0.584	4546	4640	4593±47	dK3.5	55.4519±0.1298	6.874±0.025	0.756±0.041	+0.34		
Gl 370	7.651	0.622	4451	4496	4473±23	dK4.5	88.6158±0.0406	7.389±0.021	0.654±0.022	-0.22	383	
Gl 371	8.840	0.605	4494	4378	4436±58	dK5.0	48.6850±0.0813	7.277±0.024	0.708±0.044	+0.34		
Gl 383.1	9.536	0.644	4396	4418	4407±11	sdK5.2	43.5298±0.0370	7.730±0.022	0.587±0.014	-0.78		
Gl 389.1	9.995	0.635	4419	-	4419±35	dK5.1	34.3613±0.0623	7.675±0.024	0.597±0.026		22	
Gl 412.3	9.335	0.695	4268	4201	4234±33	dK6.2	36.8377±0.3025	7.166±0.038	0.869±0.048		6	Binary?
Gl 413	9.77	0.638	4411	-	4411±35	dK5.1	35.4832±0.0496	7.520±0.023	0.645±0.028			
Gl 415	9.219	0.591	4529	4413	4471±58	sdK4.5	50.3340±0.0478	7.728±0.022	0.560±0.034	-1.17		
Gl 416	9.038	0.684	4295	4276	4285±9	dK5.9	45.4075±0.5798	7.324±0.048	0.776±0.028			
Gl 418	8.672	0.632	4426	4390	4408±18	dK5.2	54.4599±0.0620	7.352±0.022	0.698±0.021	+0.13	6	
Gl 435	7.762	0.582	4551	4609	4580±29	sdK3.6	78.2300±0.0694	7.229±0.022	0.648±0.025	-0.52	8	
Gl 435.1	9.585	0.670	4331	4460	4396±36	dK5.2	32.2570±0.2491	7.128±0.037	0.781±0.040	-0.20		Binary?
Gl 439	8.992	0.584	4546	4559	4552±7	dK3.7	38.6381±0.0499	6.927±0.023	0.761±0.016	+0.05		
Gl 453	6.964	0.584	4546	4553	4549±3	dK3.8	98.1908±0.0413	6.924±0.021	0.764±0.013	+0.20	2	
Gl 454.1	10.955	0.568	4586	-	4586±35	sdK3.5	19.7789±0.0461	7.436±0.025	0.587±0.026		11	
Gl 468	9.227	0.603	4499	4424	4461±37	dK4.6	41.9980±0.0542	7.343±0.023	0.674±0.030		10	
Gl 481	7.927	0.608	4486	4452	4469±17	dK4.5	70.8894±0.1099	7.180±0.023	0.722±0.021	-0.20	1	
Gl 488.2	10.425	0.609	4484	4561	4522±39	dK3.9	25.1861±0.0526	7.431±0.025	0.618±0.031	-0.30	4	
Gl 489	9.126	0.585	4544	4510	4527±17	dK3.9	39.0038±0.3925	7.082±0.042	0.723±0.028	-0.09		
Gl 493	9.765	0.635	4419	4368	4393±25	dK5.3	36.6932±0.0631	7.588±0.024	0.633±0.023		3	
Gl 498	9.308	0.632	4426	4452	4439±13	sdK5.0	46.2990±0.0232	7.636±0.021	0.599±0.015	-2.16	5	
Gl 506.1	10.845	0.532	4728	4643	4685±42	sdK3.0	21.6874±0.0546	7.526±0.025	0.522±0.026	-1.07	6	
Gl 518.1	9.992	0.573	4574	4481	4528±46	sdK3.9	31.7726±0.0447	7.502±0.023	0.595±0.032	-0.75		
Gl 528A	7.139	0.584	4546	4490	4518±28	dK3.9	73.9239±0.0653	6.483±0.022	0.959±0.037	-0.08		Binary?
Gl 529	8.166	0.640	4406	4296	4351±56	dK5.5	71.1199±0.0843	7.426±0.023	0.704±0.043	+0.20	8	
Gl 535	9.029	0.608	4486	4460	4473±13	dK4.5	42.0153±0.0442	7.146±0.022	0.731±0.019	+0.06		
Gl 566B	6.816	0.608	4486	4350	4418±68	sdK5.1	148.2131±0.0464	7.670±0.021	0.598±0.041			Subdwarf?
Gl 570A	5.730	0.555	4628	4611	4619±8	dK3.4	170.0112±0.0851	6.882±0.021	0.738±0.015	-0.04	38	

Table 2:: continued.

Star	V (mag)	(R-I) _C (mag)	T_{eff}^1 (K)	T_{eff}^2 (K)	$T_{eff} \pm 3\sigma^3$ (K)	Spect. Type	π (m")	M_V (mag)	R_* (R_\odot)	[M/H]	Hi. Res. Spectra	Comments
Gl 574	9.858	0.613	4474	4471	4472±1	sdK4.5	36.7356±0.0405	7.683±0.022	0.571±0.010	+0.17	14	
Gl 599.1	10.75	0.614	4471	4415	4443±28	sdK4.9	23.8051±0.0394	7.633±0.024	0.597±0.023	-1.00		
Gl 604	8.055	0.560	4606	4587	4596±9	dK3.5	67.8795±0.0466	7.214±0.021	0.645±0.014	-0.28	41	
Gl 626	8.834	0.680	4306	4205	4255±50	dK6.1	57.0479±0.0414	7.615±0.022	0.694±0.040	-0.03		
Gl 632.1	9.490	0.632	4426	4281	4353±72	dK5.5	37.2834±0.0243	7.348±0.021	0.729±0.054		3	
Gl 653	7.707	0.645	4394	4447	4420±27	dK5.1	95.5499±0.0651	7.608±0.021	0.615±0.023	-0.49	67	
Gl 659A	8.923	0.608	4486	4520	4503±17	dK4.1	47.0533±0.0269	7.286±0.021	0.670±0.019	+0.34		
Gl 659B	9.352	0.680	4306	4337	4321±16	dK5.7	47.0737±0.0244	7.716±0.021	0.630±0.018	+0.34		
Gl 664	6.327	0.608	4486	4457	4471±14	dK4.5	168.0689±0.0758	7.454±0.021	0.635±0.017	-0.24	10	
Gl 677A	8.986	0.621	4454	4382	4418±36	dK5.1	42.40 ±3.76	7.123±0.205	0.770±0.105	-0.11		
Gl 689	8.613	0.596	4516	4521	4518±3	dK3.9	52.4550±0.0261	7.212±0.021	0.686±0.012	-0.07	7	
Gl 690A	9.125	0.608	4486	4451	4468±17	dK4.6	41.3648±0.0234	7.208±0.021	0.713±0.020	-0.16	2	
Gl 698A	9.186	0.656	4366	4397	4381±16	dK5.3	44.3596±0.0280	7.421±0.021	0.690±0.020	+0.20		
Gl 702B	6.00	0.620	4456	4475	4465±10	dK4.6	195.2166±0.1012	7.453±0.021	0.639±0.015	+0.09	4	
Gl 704B	8.71	0.623	4449	-	4449±35	dK4.9	53.9769±0.6434	7.371±0.046	0.671±0.037	-0.54		
Gl 707	8.372	0.675	4318	4338	4328±10	dK5.6	75.7454±0.0446	7.769±0.021	0.612±0.015	+0.34	13	
Gl 715	8.023	0.536	4711	4704	4707±3	dK2.9	53.2422±0.0700	6.654±0.023	0.767±0.013	+0.21	41	
Gl 717	9.995	0.67	4331	4321	4326±5	dK5.7	36.7812±0.0466	7.823±0.023	0.598±0.013	-0.29	42	
Gl 718A	8.883	0.584	4546	4554	4550±4	dK3.8	42.7481±0.0351	7.038±0.022	0.725±0.013	+0.16	13	
Gl 719A	9.01	0.600	4506	4424	4465±41	sdK4.6	60.5663±0.0366	7.921±0.021	0.515±0.024	+0.05		Subdwarf?
Gl 719B	9.01	0.600	4506	4424	4465±41	sdK4.6	60.5663±0.0366	7.921±0.021	0.515±0.024	+0.05		Subdwarf?
Gl 727	7.912	0.560	4606	4591	4598±7	dK3.5	59.2621±0.0481	6.776±0.022	0.788±0.016	+0.12	2	
Gl 748.2A	10.199	0.657	4364	4462	4413±49	dK5.1	37.2248±0.0476	8.053±0.023	0.504±0.028	-0.13		Subdwarf?
Gl 773.6A	9.058	0.554	4632	4410	4521±111	sdK3.9	47.8143±0.0463	7.456±0.022	0.611±0.066	-0.55	4	
Gl 773.6B	9.058	0.554	4632	4410	4521±111	sdK3.9	47.8143±0.0463	7.456±0.022	0.611±0.066	-0.55	4	
Gl 775	7.457	0.584	4546	4591	4568±23	dK3.6	78.6238±0.0617	6.935±0.022	0.749±0.025	+0.11	37	
Gl 781.2	9.79	0.57	4581	4610	4595±15	dK3.5	31.8395±0.0467	7.305±0.023	0.619±0.017	-0.29	27	
Gl 782	8.901	0.687	4288	4378	4333±45	sdK5.6	63.2814±0.0714	7.907±0.022	0.572±0.030	-0.88	23	
Gl 787	8.708	0.585	4544	4461	4552±16	dK3.7	54.1449±0.0596	7.376±0.022	0.619±0.018	-0.29	31	
Gl 791.3	9.220	0.584	4546	4468	4507±39	dK4.0	37.1258±0.0330	7.068±0.022	0.739±0.035		3	
Gl 795A	8.634	0.694	4270	4300	4285±15	dK5.9	53.82 ±2.21	7.289±0.107	0.789±0.055	-0.23		Binary?
Gl 795B	8.634	0.694	4270	4300	4285±15	dK5.9	53.82 ±2.21	7.289±0.107	0.789±0.055	-0.23		Binary?
Gl 818	8.272	0.680	4306	4316	4311±5	dK5.8	66.4656±0.0394	7.385±0.021	0.740±0.015	+0.12	1	
Gl 820A	5.205	0.644	4396	4362	4379±17	dK5.3	285.9459±0.1008	7.486±0.021	0.671±0.019	-0.23		
Gl 836.3	8.833	0.565	4594	4561	4578±17	dK3.6	36.5805±0.3050	6.649±0.038	0.848±0.031	-0.10		Binary?
Gl 845	5.75	0.56	4606	4684	4645±39	dK3.2	274.8048±0.2494	7.945±0.022	0.443±0.020			Subdwarf?
Gl 848.1A	10.525	0.593	4524	4394	4459±65	dK4.7	21.7797±0.0432	7.215±0.024	0.716±0.049	+0.32		
Gl 854	9.237	0.600	4506	4384	4445±61	dK4.9	41.6309±0.0229	7.334±0.021	0.685±0.043	+0.09	3	
Gl 857.1A	8.828	0.540	4693	-	4693±35	sdM2.9	47.7964±0.0631	7.225±0.023	0.596±0.025			Subdwarf?
Gl 868	7.841	0.644	4396	4500	4448±52	dK4.8	75.2600±0.0511	7.224±0.021	0.719±0.041	+0.10		
Gl 879	6.482	0.572	4576	4584	4580±4	dK3.6	131.4380±0.0856	7.076±0.021	0.696±0.013	-0.05	15	
Gl 889A	9.640	0.687	4288	4284	4286±2	dK5.9	45.2440±0.0528	7.918±0.023	0.590±0.011		5	
Gl 898	8.607	0.675	4318	4276	4297±21	dK5.8	68.6979±0.0581	7.792±0.022	0.620±0.021	+0.01	46	
HD 16909	8.210	0.566	4591	4401	4496±95	dK4.2	53.5579±0.1814	6.854±0.027	0.822±0.077			Binary?
HD 18322	3.875	0.520	4780	4616	4698±82	K2.9III	25.2039±0.3899	0.882±0.053	11.012±1.061		4	
HD 89668	9.40	0.578	4561	4641	4601±40	dK3.5	31.1705±0.0646	6.869±0.024	0.753±0.036	-0.03	6	
HD 90875	8.735	0.596	4516	4542	4529±13	dK3.9	42.4131±0.0403	6.872±0.022	0.795±0.021	+0.26		
HD 96692	9.786	0.603	4499	4408	4454±46	dK4.7	35.4832±0.0496	7.536±0.023	0.620±0.032	-0.66		
HD 107705B	9.42	0.526	4754	-	4754±35	dK2.8	33.2810±0.0647	7.031±0.024	0.622±0.024	+0.07		
HD 285507	10.49	0.585	4544	-	4544±35	dK3.8	22.1800±0.1188	7.220±0.032	0.670±0.032		5	
HD 286572	10.10	0.620	4456	-	4456±35	dK4.7	27.7687±0.0728	7.318±0.026	0.684±0.031		15	
HIP 948	9.95	0.614	4471	-	4471±35	dK4.5	28.6637±0.0475	7.237±0.024	0.702±0.031			
HIP 24301	9.775	0.543	4680	4600	4640±40	sdK3.2	32.4351±0.0500	7.330±0.023	0.591±0.028	-0.84		

Table 2:: continued.

Star	V (mag)	(R-I) _C (mag)	T_{eff}^1 (K)	T_{eff}^2 (K)	$T_{eff} \pm 3\sigma^3$ (K)	Spect. Type	π (m")	M_V (mag)	R_* (R_\odot)	[M/H]	Hi. Res. Spectra	Comments
HIP 28940	10.895	0.561	4603	4691	4647±44	sdK3.2	17.1457±0.0529	7.066±0.027	0.664±0.035	-0.68	3	
HIP 41277	10.365	0.609	4484	-	4484±35	dK4.3	23.7256±0.0607	7.241±0.026	0.694±0.031		2	
HIP 47333	10.495	0.651	4379	-	4379±35	sdK5.3	28.6394±0.0264	7.780±0.022	0.586±0.026			Subdwarf?
HIP 91862	10.07	0.577	4564	-	4564±35	dK3.7	28.9071±0.0346	7.375±0.023	0.614±0.027			
HIP 102582	9.73	0.576	4566	-	4566±35	dK3.7	31.6264±0.0508	7.230±0.023	0.655±0.029			
HIP 106335	9.865	0.620	4456	4492	4474±18	dK4.5	23.2367±0.0412	6.696±0.024	0.899±0.027	-1.08	2	Binary?
LHS 1036	9.95	0.579	4559	4554	4557±3	dK3.7	28.6637±0.0475	7.237±0.024	0.658±0.012	-0.16	20	
LHS 1138	13.295	0.559	4610	4620	4615±5	sdK3.4	12.1535±0.0751	8.719±0.033	0.318±0.008	-2.49		
LHS 1444	11.15	0.612	4476	4650	4563±87	sdK3.7	14.8825±0.0979	7.013±0.034	0.726±0.068	-1.08		Binary?
LHS 1527	13.445	0.532	4728	4500	4614±114	sdK3.4	13.1245±0.0800	9.035±0.033	0.275±0.032	-1.59		
LHS 1543	12.8	0.549	4654	-	4654±35	sdK3.2	13.1732±0.0605	8.398±0.210	0.357±0.049	-1.84	4	
LHS 1555	13.890	0.633	4424	-	4424±35	sdK5.1	12.7174±0.2106	9.412±0.056	0.267±0.016	-3.14		
LHS 1776	10.825	0.549	4654	4458	4556±98	sdK3.7	22.4007±0.0394	7.576±0.024	0.563±0.055	-2.15		Binary?
LHS 2161	11.570	0.584	4546	4500	4523±23	dK3.9	13.7826±0.0424	7.267±0.027	0.666±0.024	-0.32		
LHS 2165	10.495	0.616	4466	4448	4457±9	sdK4.7	28.6394±0.0264	7.780±0.022	0.553±0.013	+0.02		
LHS 2271	13.65	0.579	4559	-	4559±35	dK3.7	7.5744±0.0264	8.047±0.028	0.452±0.021		2	Subdwarf?
LHS 2321	9.840	0.561	4601	4517	4559±42	sdK3.7	23.5988±0.0446	6.704±0.024	0.839±0.042	-0.53		Binary?
LHS 2463	12.49	0.532	4728	4540	4634±94	sdK3.3	12.9242±0.0399	8.047±0.027	0.427±0.040	-1.89		
LHS 2558	10.72	0.627	4439	4500	4470±30	sdK4.5	25.4750±0.1046	7.751±0.029	0.555±0.023	-0.42		Subdwarf?
LHS 2801	10.025	0.633	4424	4418	4421±3	dK5.1	31.9166±0.0459	7.545±0.023	0.632±0.012	+0.06		
LHS 2869	11.058	0.609	4484	-	4484±35	sdK4.3	21.7339±0.0753	7.744±0.028	0.551±0.029	-0.45		Subdwarf?
LHS 2938	10.725	0.605	4494	4490	4492±2	dK4.2	19.4753±0.0999	7.172±0.031	0.712±0.015	+0.14		
LHS 2944	10.829	0.559	4610	4500	4555±55	dK3.7	19.0471±0.0352	7.228±0.024	0.661±0.040	-0.27		
LHS 3074	11.35	0.607	4489	-	4489±35	sdK4.3	19.6547±0.0335	7.817±0.024	0.530±0.023	+0.31		Subdwarf?
LHS 3110	12.330	0.639	4409	4600	4505±95	sdK4.0	11.9353±0.0351	7.714±0.026	0.550±0.053	-0.93		
LHS 3172A	9.39	0.573	4573	4475	4524±49	dK3.9	37.1441±0.0551	7.239±0.023	0.674±0.038	-0.13		
LHS 3172B	9.70	0.573	4573	4475	4524±49	dK3.9	37.0752±0.0452	7.545±0.023	0.585±0.033	-0.13		
LHS 3194	10.11	0.568	4586	4463	4525±61	dK3.9	20.5276±0.1939	6.672±0.040	0.875±0.065	+0.21		Binary?
LHS 3266	13.61	0.628	4436	-	4436±35	sdK5.0	8.9056±0.0142	8.358±0.023	0.430±0.019			Subdwarf?
LHS 3407	10.085	0.542	4684	4514	4599±85	sdK3.5	28.9071±0.0346	7.390±0.023	0.593±0.050	-0.25	1	
LHS 3426	10.63	0.547	4663	4644	4654±10	dK3.2	18.6398±0.0489	6.982±0.026	0.686±0.017	+0.34		
LHS 3584	9.730	0.541	4689	4538	4614±75	dK3.4	31.6264±0.0508	7.230±0.023	0.631±0.048	-0.10		
LHS 3742	10.48	0.531	4732	4619	4676±56	sdK3.0	20.9498±0.0407	7.086±0.024	0.643±0.039	-0.60		
LHS 3986	11.616	0.600	4506	4285	4396±110	sdK5.2	12.0697±0.1213	7.024±0.042	0.819±0.094	-1.80		Binary?
MCC 15	10.74	0.597	4514	4510	4512±2	dK4.0	21.6124±0.4269	7.414±0.062	0.628±0.023	-0.75		
MCC 40	11.14	0.644	4396	4301	4348±47	dK5.5	17.8140±0.0429	7.394±0.025	0.716±0.040	+0.06		
MCC 60	10.064	0.645	4394	-	4394±35	sdK5.2	24.7518±0.3203	7.032±0.048	0.817±0.046	-0.86		Binary?
MCC 108	10.61	0.585	4544	4500	4522±22	dK3.9	21.0030±0.0545	7.221±0.026	0.681±0.024	-0.08		
MCC 147	10.27	0.549	4654	4623	4638±15	dK3.2	22.4300±0.0482	7.024±0.025	0.681±0.019		5	
MCC 151	10.48	0.668	4336	4349	4342±7	dK5.6	25.3088±0.0608	7.496±0.025	0.686±0.016	-0.16		
MCC 175	10.645	0.645	4394	4344	4369±25	dK5.4	26.5797±0.0266	7.768±0.022	0.594±0.021	+0.33		
MCC 240	9.145	0.573	4574	4410	4492±80	dK4.2	39.7680±0.0680	7.143±0.024	0.722±0.057	+0.04		
MCC 241	10.145	0.526	4754	4724	4739±15	dK2.8	20.1559±0.4002	6.667±0.063	0.744±0.034	-0.44		
MCC 248	10.880	0.549	4654	4513	4584±70	dK3.6	17.4788±0.0499	7.093±0.026	0.688±0.051	+0.00		
MCC 249	10.232	0.573	4574	4528	4551±23	dK3.7	26.2703±0.0412	7.329±0.023	0.633±0.022	-0.17		
MCC 251	10.052	0.562	4601	-	4601±35	dK3.5	27.7685±0.0440	7.270±0.023	0.626±0.027	-0.11		
MCC 255	10.515	0.549	4654	4677	4666±11	dK3.1	20.9402±0.0379	7.120±0.024	0.638±0.015	-0.34		
MCC 259	10.065	0.573	4574	4458	4516±58	dK3.9	27.4899±0.0539	7.261±0.024	0.671±0.043	-0.19		
MCC 266	10.55	0.620	4456	4472	4464±16	dK4.6	22.9574±0.0429	7.355±0.024	0.669±0.020			
MCC 274	10.356	0.633	4424	4500	4462±38	dK4.6	27.5571±0.0669	7.557±0.025	0.610±0.029	-0.04		
MCC 276	9.82	0.585	4544	4517	4531±13	dK3.9	23.5988±0.0446	6.684±0.024	0.865±0.023	-0.53		Binary?
MCC 287	10.920	0.633	4424	4451	4438±14	dK5.0	21.5030±0.0397	7.582±0.024	0.614±0.017	-0.24		

Table 2:: continued.

Star	V (mag)	(R-I) _C (mag)	T_{eff}^1 (K)	T_{eff}^2 (K)	$T_{eff} \pm 3\sigma^3$ (K)	Spect. Type	π (m")	M_V (mag)	R_* (R_\odot)	[M/H]	Hi. Res. Spectra	Comments
MCC 317	10.18	0.584	4546	4573	4559±14	dK3.7	18.4988±0.0324	6.516±0.024	0.915±0.025			Binary?
MCC 328	9.810	0.609	4484	4551	4518±33	dK3.9	34.5471±0.0403	7.502±0.023	0.600±0.026	+0.02		
MCC 332A	10.203	0.645	4394	4290	4342±52	sdK5.6	41.7694±0.9871	8.307±0.071	0.472±0.039		1	Subdwarf?
MCC 332B	10.203	0.645	4394	4290	4342±52	sdK5.6	41.7694±0.9871	8.307±0.071	0.472±0.039		1	Subdwarf?
MCC 352A	10.30	0.514	4806	4795	4801±6	dK???	11.4236±1.0559	5.589±0.212	1.173±0.130	-0.20		PMS?
MCC 352B	10.74	0.537	4706	4736	4721±15	dK2.9	11.4236±1.0559	6.029±0.212	1.011±0.121	-0.20		PMS?
MCC 359	11.00	0.573	4574	4443	4509±65	dK4.0	16.8438±0.0896	7.132±0.032	0.716±0.053	+0.50		
MCC 363	9.10	0.537	4706	4636	4671±65	dK3.0	39.8944±0.0298	7.105±0.022	0.640±0.043	-0.14		
MCC 373A	10.85	0.526	4754	4672	4713±41	dK2.8	9.93 ±3.72	5.835±0.711	1.113±0.487	-0.31		PMS?
MCC 373B	10.85	0.526	4754	4672	4713±41	dK2.8	9.93 ±3.72	5.835±0.711	1.113±0.487	-0.31		PMS?
MCC 376	10.638	0.609	4484	4416	4450±34	dK4.8	23.3065±0.0592	7.475±0.026	0.639±0.028	-1.64		Binary?
MCC 377	10.82	0.633	4424	4484	4454±30	sdK4.7	24.3262±0.0321	7.750±0.023	0.561±0.022	-0.70		
MCC 380	10.22	0.597	4514	4403	4459±56	dK4.7	25.7030±0.0597	7.270±0.025	0.698±0.043	+0.43		
MCC 382	10.315	0.608	4486	4423	4454±31	dK4.7	23.7304±0.1408	7.192±0.033	0.726±0.033	+0.08		
MCC 384	10.175	0.609	4484	4482	4483±1	dK4.3	25.5419±0.0513	7.211±0.024	0.704±0.012	+0.47		
MCC 387	10.295	0.585	4544	4544	4544±1	dK3.8	26.8925±0.0657	7.443±0.025	0.604±0.011	-0.20		
MCC 409	9.835	0.609	4484	4441	4462±21	dK4.6	32.3364±0.0438	7.383±0.023	0.661±0.021	+0.02	7	
MCC 441	9.810	0.597	4514	4580	4547±33	dK3.8	23.8993±0.1726	6.702±0.036	0.848±0.041	+0.29		Binary?
MCC 448	10.69	0.668	4336	4378	4357±23	dK5.5	22.8329±0.0471	7.483±0.024	0.683±0.024	-0.10		
MCC 475A	9.840	0.633	4424	-	4424±35	dK5.1	33.4210±0.0593	7.460±0.024	0.656±0.029	+0.04		
MCC 491	11.226	0.549	4654	4666	4660±6	dK3.1	14.4475±0.0585	7.025±0.029	0.670±0.015	-0.01		
MCC 496	11.065	0.597	4514	4554	4534±20	dK3.8	17.5048±0.0486	7.281±0.026	0.656±0.022	-0.25		
MCC 508	10.68	0.526	4754	4848	4801±47	dK???	12.5332±0.3682	6.170±0.083	0.897±0.067	+0.18		Binary?
MCC 513	10.835	0.526	4754	-	4754±35	sdK2.6	25.5744±0.0406	7.874±0.023	0.422±0.016	-0.23		Subdwarf?
MCC 515	10.826	0.645	4394	4389	4392±2	dK5.3	22.7375±0.0640	7.610±0.026	0.627±0.012	-0.36		
MCC 519	10.692	0.549	4654	4732	4693±39	dK2.9	18.5970±0.0432	7.039±0.025	0.649±0.030	-0.20		
MCC 522	10.365	0.644	4396	4391	4393±4	dK5.3	23.7256±0.0607	7.241±0.026	0.743±0.016			
MCC 525	11.55	0.765	4092	4034	4063±29	dK7.2	15.7012±0.0426	7.530±0.026	0.856±0.035	-0.65		Binary?
MCC 526	10.195	0.597	4513	4460	4486±26	dK4.3	28.3062±0.0442	7.454±0.023	0.628±0.023		15	
MCC 527	10.17	0.633	4424	4280	4352±72	dK5.5	28.1188±0.0662	7.415±0.025	0.707±0.054		1	
MCC 553	10.390	0.585	4544	4541	4543±2	dK3.8	18.2332±0.0456	6.694±0.025	0.853±0.016	-0.58		Binary?
MCC 576	10.945	0.596	4516	4383	4449±66	dK4.8	16.9568±0.0442	7.092±0.026	0.763±0.053	-1.10		Binary?
MCC 580	9.79	0.537	4706	4677	4692±14	sdK2.9	33.0816±0.2684	7.388±0.038	0.553±0.018	-0.93		
MCC 590	10.08	0.537	4706	4692	4699±7	dK2.8	22.2720±0.0370	6.819±0.024	0.715±0.015	+0.11		
MCC 592	10.077	0.537	4706	4705	4706±1	dK2.8	22.1425±0.0407	6.803±0.024	0.716±0.011	+0.01		
MCC 595	10.005	0.514	4806	4699	4753±54	dK???	21.4515±0.0376	6.662±0.024	0.738±0.038	+0.06		
MCC 620B	11.78	0.561	4603	4385	4494±109	dK4.2	11.1954±0.1159	7.025±0.042	0.761±0.086	+0.68		
MCC 628A	10.065	0.561	4603	4663	4633±30	dK3.3	23.2051±0.0388	6.893±0.024	0.727±0.029	-0.21		
MCC 628B	10.065	0.561	4603	4663	4633±30	dK3.3	23.2051±0.0388	6.893±0.024	0.727±0.029	-0.21		
MCC 629	11.19	0.632	4426	-	4426±35	dK5.1	16.3066±0.0430	7.252±0.026	0.721±0.033			

Table 2:: continued.

Star	V (mag)	(R-I) _C (mag)	T_{eff}^1 (K)	T_{eff}^2 (K)	$T_{eff} \pm 3\sigma^3$ (K)	Spect. Type	π (m")	M_V (mag)	R_* (R_{\odot})	[M/H]	Hi. Res. Spectra	Comments
MCC 631	10.575	0.584	4546	4446	4496±50	dK4.2	20.1504±0.0233	7.096±0.023	0.735±0.040	+0.07		
MCC 643	10.445	0.573	4574	4514	4544±30	dK3.8	20.9927±0.0739	7.055±0.028	0.722±0.031	+0.06		
MCC 657	10.45	0.597	4514	4447	4481±34	sdK4.3	26.9424±0.0234	7.602±0.022	0.589±0.025	-0.50		
MCC 659	10.575	0.597	4514	4265	4390±124	dK5.3	23.2632±0.0264	7.408±0.022	0.689±0.081	+0.75		
MCC 661	10.957	0.645	4394	4333	4364±30	dK5.4	20.6303±0.0544	7.530±0.026	0.665±0.028	+0.25		
MCC 663	11.03	0.633	4424	4345	4384±39	dK5.3	18.2086±0.0406	7.331±0.025	0.718±0.035	-0.59		
MCC 664	10.691	0.621	4454	4520	4487±33	dK4.3	23.0988±0.0400	7.509±0.024	0.612±0.026	-0.11		
MCC 672	10.42	0.621	4454	-	4454±35	dK4.7	21.7506±0.1061	7.107±0.031	0.755±0.036	+0.17		
MCC 678	11.28	0.549	4654	4862	4758±104	sdK2.6	18.6136±1.8408	7.629±0.225	0.471±0.090	-0.41		Subdwarf?
MCC 683	10.260	0.645	4394	4419	4407±12	dK5.2	29.2771±0.0387	7.593±0.023	0.625±0.016	+0.07		
MCC 698	10.005	0.633	4424	4394	4409±15	dK5.2	31.9166±0.0459	7.525±0.023	0.644±0.018	+0.06		
MCC 703	10.270	0.621	4454	4457	4456±2	dK4.7	25.2560±0.0268	7.282±0.022	0.696±0.012	-0.08		
MCC 710	10.040	0.621	4454	4416	4435±19	dK5.0	28.2407±0.0219	7.294±0.022	0.703±0.022	+0.35		
MCC 712	10.86	0.561	4603	4619	4611±8	dK3.4	18.5318±0.0264	7.200±0.023	0.642±0.014	-0.71		
MCC 717	9.91	0.621	4454	4414	4434±20	dK5.0	28.5387±0.0393	7.187±0.023	0.739±0.024	+0.29	6	
MCC 724A	10.97	0.585	4544	4524	4534±10	sdK3.8	13.1655±0.0319	6.567±0.025	0.911±0.023	-0.98		Binary?
MCC 725	10.247	0.573	4574	4288	4431±143	dK5.0	23.5023±0.0436	7.103±0.024	0.770±0.103	+0.91		
MCC 738	10.11	0.537	4706	4632	4669±37	dK3.1	20.4134±0.0429	6.660±0.025	0.787±0.036	+0.63		
MCC 748B	11.11	0.621	4454	4536	4495±41	dK4.2	16.7063±0.0188	7.224±0.022	0.694±0.033	-0.37		
MCC 754	10.827	0.621	4454	4343	4399±44	dK5.2	19.3023±0.3945	7.255±0.064	0.735±0.052	+0.18		
MCC 757	10.375	0.621	4454	4257	4356±98	dK5.5	24.6896±0.0217	7.338±0.022	0.731±0.070	+0.08		
MCC 768	10.079	0.645	4394	4105	4250±144	dK6.1	30.8429±0.0379	7.525±0.023	0.727±0.114	+0.38		
MCC 773	10.397	0.609	4484	4554	4519±35	dK3.9	26.0960±0.0265	7.480±0.022	0.606±0.027	+0.05		
MCC 778	9.60	0.596	4516	4628	4572±56	dK3.6	30.0928±0.0451	6.992±0.023	0.728±0.045	+0.03	8	
MCC 795A	10.083	0.609	4484	4435	4460±24	sdK4.6	31.0905±0.0411	7.546±0.023	0.614±0.021	-0.70		Binary?
MCC 795B	10.083	0.609	4484	4435	4460±24	sdK4.6	31.0905±0.0411	7.546±0.023	0.614±0.021	-0.70		Binary?
MCC 807	9.718	0.597	4514	4456	4485±29	dK4.3	29.1846±0.0265	7.044±0.022	0.760±0.029	-0.01		
MCC 808	9.782	0.645	4394	4392	4393±1	dK5.3	35.0926±0.0546	7.508±0.023	0.657±0.012	+0.13		
MCC 810	9.94	0.620	4456	-	4456±35	sdK4.7	34.4098±0.0386	7.623±0.022	0.594±0.026			
MCC 822	10.12	0.609	4484	4495	4490±5	dK4.2	30.2977±0.0233	7.527±0.022	0.606±0.012	-0.08		
MCC 829	9.87	0.584	4546	4478	4512±34	dK4.0	23.5105±0.0408	6.726±0.024	0.861±0.038	-0.07		Binary?
MCC 847	10.185	0.526	4754	4765	4760±5	dK???	19.8272±0.0568	6.671±0.026	0.731±0.014	+0.31		
MCC 849	10.672	0.645	4394	-	4394±35	dK5.3	24.9588±0.0876	7.658±0.028	0.613±0.028	-0.12		
MCC 872	9.980	0.526	4754	4646	4700±54	dK2.9	23.7487±0.0462	6.858±0.024	0.702±0.041	-0.01		
MCC 878	9.270	0.549	4654	4677	4666±11	dK3.1	35.5025±0.0506	7.021±0.023	0.668±0.016	+0.48		
MCC 882	11.25	0.597	4514	4537	4526±11	sdK3.9	20.3831±0.0501	7.796±0.025	0.521±0.013	-0.32		Subdwarf?
SAO 3300	10.325	0.600	4506	-	4506±35	dK4.0	22.05 ±1.70	7.042±0.181	0.748±0.092			
STKM 1-83	10.315	0.549	4654	4550	4602±52	dK3.5	20.2828±0.0623	6.851±0.027	0.759±0.045	+0.09		
STKM 1-98	9.48	0.526	4754	4750	4752±2	K2.5III	2.1701±0.0682	1.162±0.087	9.293±0.430	+0.49		
STKM 1-136	11.49	0.573	4574	4626	4600±26	dK3.5	9.3979±0.0485	6.355±0.031	0.955±0.038	+0.21		Binary?
STKM 1-158	9.815	0.549	4654	-	4654±35	dK3.1	26.7678±0.0777	6.953±0.026	0.696±0.031	+0.44		
STKM 1-465	10.10	0.585	4544	4537	4540±4	dK3.8	27.7687±0.0728	7.318±0.026	0.642±0.013	+0.34		
STKM 1-475	11.195	0.597	4514	4541	4528±13	dK3.9	17.5486±0.0368	7.416±0.025	0.619±0.017	+0.15		
STKM 1-480	10.820	0.621	4454	4477	4466±11	dK4.6	20.8956±0.0768	7.420±0.028	0.648±0.018	+0.02		
STKM 1-489	11.28	0.609	4484	-	4484±35	dK4.3	16.9481±0.0587	7.426±0.028	0.638±0.029		1	
STKM 1-518	10.61	0.561	4603	4522	4562±40	dK3.7	20.2409±0.0542	7.141±0.026	0.685±0.034	+0.39	1	

Table 2:: continued.

Star	V (mag)	(R-I) _C (mag)	T_{eff}^1 (K)	T_{eff}^2 (K)	$T_{eff} \pm 3\sigma^3$ (K)	Spect. Type	π (m")	M_V (mag)	R_* (R_\odot)	[M/H]	Hi. Res. Spectra	Comments
STKM 1-544	11.43	0.620	4456	-	4456±35	dK4.7	14.5389±0.0557	7.243±0.028	0.708±0.033			
STKM 1-564	10.53	0.645	4394	4395	4395±1	dK5.2	24.7895±0.0442	7.501±0.024	0.658±0.012	-0.09		
STKM 1-580	10.935	0.597	4514	4323	4419±95	dK5.1	19.3514±0.0295	7.369±0.023	0.687±0.064	+0.60		
STKM 1-611	10.535	0.633	4424	-	4424±35	dK5.1	23.6491±0.0633	7.404±0.026	0.673±0.030			
STKM 1-665	8.603	0.526	4754	4659	4707±47	dK2.8	45.7095±0.0451	6.903±0.022	0.684±0.035	-0.11		
STKM 1-765	11.050	0.609	4484	4419	4452±32	dK4.8	19.0055±0.0261	7.444±0.023	0.647±0.027	+0.35		
STKM 1-926	11.21	0.561	4603	-	4603±35	dK3.4	14.3656±0.0526	6.997±0.028	0.709±0.033	-0.23		
STKM 1-964	11.63	0.585	4544	-	4544±35	dK3.8	-	-	-			
STKM 1-1118	10.190	0.561	4603	-	4603±35	dK3.4	24.8543±0.0369	7.167±0.023	0.655±0.029	-0.20		
STKM 1-1227	10.43	0.585	4544	4347	4446±98	dK4.9	21.2210±0.0642	7.064±0.027	0.775±0.075	+0.46		
STKM 1-1379	9.92	0.597	4514	4436	4475±39	dK4.5	29.9046±0.0284	7.299±0.022	0.681±0.031	+0.28		
STKM 1-1489	11.15	0.549	4654	4492	4573±81	dK3.6	13.9195±0.0402	6.868±0.026	0.770±0.065	+0.34		
STKM 1-1563	10.64	0.609	4484	4505	4495±10	dK4.2	19.9272±0.0194	7.137±0.022	0.722±0.017	-0.07		
STKM 1-1767	10.305	0.645	4394	4351	4373±23	dK5.4	27.0517±0.0835	7.466±0.027	0.680±0.025	+0.36		
STKM 1-1998	10.46	0.609	4484	-	4484±35	dK4.3	24.1672±0.0461	7.376±0.024	0.652±0.029	-0.08		
G 127-107	12.11	0.561	4603	4480	4542±61	sdK3.8	13.7920±0.0468	7.808±0.027	0.511±0.035	-1.52		
G 145-38	11.15	0.615	4469	4406	4438±33	sdK5.0	17.6650±0.1690	7.386±0.041	0.672±0.034	-2.06		Binary?
PM 11088-1041	9.230	0.627	4439	4413	4426±13	SdK5.1	50.3340±0.0478	7.739±0.022	0.576±0.015	-1.17		
Late-K sample												
GJ 1040	10.794	0.670	4331	4365	4348±17	sdK5.5	24.8206±0.1034	7.768±0.029	0.603±0.020	-0.84		
GJ 1056	9.259	0.686	4290	4384	4337±47	dK5.6	45.5745±0.0318	7.553±0.022	0.671±0.036		8	
GJ 1066	8.847	0.680	4306	4365	4335±30	dK5.6	56.9195±0.0257	7.623±0.021	0.651±0.026		2	
GJ 1067	9.70	0.680	4306	4381	4343±38	dK5.6	38.6848±0.0305	7.638±0.022	0.643±0.030		2	
GJ 1107	10.14	0.719	4207	4250	4228±22	dK6.3	33.4765±0.0456	7.764±0.023	0.664±0.025			
GJ 1127	9.406	0.700	4255	4305	4280±25	dK5.9	44.3476±0.0478	7.640±0.022	0.673±0.025			
GJ 1150	9.534	0.676	4316	4296	4306±10	dK5.8	42.4308±0.0281	7.672±0.021	0.650±0.016			
GJ 1177A	8.94	0.731	4177	4312	4244±68	PMS K6.2	68.4515±0.0640	8.117±0.022	0.556±0.045	+0.06	14	
GJ 1184	9.716	0.731	4177	4343	4260±83	dK6.1	33.0590±0.5902	7.312±0.058	0.795±0.082	+0.14		Binary?
GJ 1213	10.18	0.781	4050	4281	4165±116	dK6.6	41.9536±0.0603	8.294±0.023	0.549±0.072			
GJ 1257	11.098	0.688	4285	4285	4285±1	dK5.9	41.3937±0.0643	9.183±0.023	0.330±0.006	-0.23		Subdwarf?
GJ 1267	8.992	0.800	4002	4050	4026±24	dK6.9	76.1461±0.0400	8.400±0.021	0.592±0.024		5	
GJ 1279	8.39	0.686	4290	4395	4342±53	dK5.6	67.3960±0.0382	7.533±0.021	0.675±0.039	-0.10	1	
GJ 3048	10.97	0.793	4020	-	4020±41	dK7.4	22.1804±0.0434	7.700±0.024	0.822±0.049			Binary?
GJ 3072	9.993	0.778	4058	4053	4055±3	dK7.2	47.3703±0.0397	8.371±0.022	0.585±0.013		1	
GJ 3199	9.650	0.719	4207	4148	4178±30	dK6.6	37.0209±0.2243	7.492±0.033	0.786±0.040	-0.21		Binary?
GJ 3269	10.97	0.657	4364	4325	4344±19	dK5.6	21.9414±0.0690	7.676±0.027	0.631±0.021		1	
GJ 3411	10.16	0.731	4177	4291	4234±57	dK6.2	36.3127±0.0388	7.960±0.022	0.603±0.042	+0.48	3	
GJ 3433	9.945	0.732	4174	4250	4212±38	dK6.4	42.8025±0.0480	8.102±0.022	0.576±0.030			
GJ 3494	9.748	0.740	4154	4261	4207±54	dK6.4	44.0229±0.0437	7.966±0.022	0.616±0.042			
GJ 3546	9.54	0.719	4207	4343	4275±32	dK6.0	47.6539±0.0507	7.930±0.022	0.591±0.025	+0.19		
GJ 3551	9.531	0.728	4184	4306	4245±61	dK6.2	42.7802±0.0263	7.687±0.021	0.677±0.050	-0.40		
GJ 3608	10.19	0.756	4114	4060	4087±27	dK7.1	29.4215±0.0625	7.533±0.025	0.836±0.038	-0.32	1	Binary?
GJ 3674	9.970	0.768	4083	4209	4146±63	dK6.8	41.2662±0.0484	8.048±0.023	0.626±0.049			
GJ 3883	9.988	0.781	4050	4106	4078±28	dK7.1	38.8276±0.0291	7.934±0.022	0.701±0.031			
GJ 3906	9.87	0.706	4240	4224	4232±8	dK6.2	36.5938±0.0498	7.687±0.023	0.685±0.017	+0.72		
GJ 3957	9.62	0.645	4394	4274	4334±60	dK5.6	35.8254±0.1712	7.391±0.030	0.725±0.050			
GJ 3996	10.333	0.812	3985	4046	4015±31	dK7.4	38.3099±0.0493	8.250±0.023	0.641±0.031	-0.11		
GJ 4140	10.168	0.812	3985	4030	4007±23	dK7.4	46.1956±0.0439	8.491±0.022	0.578±0.024	+0.42	1	
GJ 9073B	10.49	0.719	4207	-	4207±41	dK6.4	26.9229±0.0458	7.641±0.024	0.715±0.040	+0.09		

Table 2:: continued.

Star	V (mag)	(R-I) _C (mag)	T_{eff}^1 (K)	T_{eff}^2 (K)	$T_{eff} \pm 3\sigma^3$ (K)	Spect. Type	π (m")	M_V (mag)	R_* (R_\odot)	[M/H]	Hi. Res. Spectra	Comments
GJ 9299	9.742	0.728	4184	4368	4276±92	dK6.0	41.3591±0.0590	7.825±0.023	0.620±0.057	+0.15		
GJ 9323A	10.176	0.682	4300	4326	4313±13	dK5.7	36.3587±0.0556	7.979±0.023	0.562±0.016	+0.30		
GJ 9354	10.536	0.694	4270	4332	4301±31	dK5.8	28.3367±0.0625	7.798±0.025	0.616±0.026	+0.33		
GJ 9358	10.375	0.768	4083	-	4083±41	dK7.1	31.2347±0.8082	7.848±0.075	0.726±0.061		4	
GJ 9372	9.585	0.676	4316	4460	4388±28	dK5.3	32.2570±0.2491	7.128±0.037	0.786±0.036	-0.20		Binary?
GJ 9412	10.51	0.768	4083	4073	4078±5	dK7.1	24.4343±0.1955	7.450±0.037	0.876±0.027			Binary?
GJ 9452	10.226	0.700	4255	4368	4312±56	sdK5.7	28.1847±0.0206	7.476±0.022	0.709±0.043	-0.59		
Gl 9464	10.317	0.706	4240	-	4240±41	dK6.2	28.3819±0.0364	7.582±0.023	0.714±0.040			
GJ 9490C	10.057	0.768	4083	4170	4127±43	dK6.9	42.2410±0.0469	8.186±0.022	0.597±0.035	+0.20		
GJ 9490A	9.043	0.719	4207	4300	4254±47	dK6.1	42.2410±0.0469	7.172±0.022	0.852±0.047	+0.20		Binary?
GJ 9490B	10.035	0.719	4207	4300	4254±47	dK6.1	42.2410±0.0469	8.164±0.022	0.540±0.030	+0.20		
GJ 9506	10.513	0.768	4083	-	4083±41	dK7.1	27.0340±0.1664	7.673±0.033	0.787±0.049	-0.13		Binary?
GJ 9518	10.34	0.700	4255	-	4255±41	dK6.1	36.3923±0.0805	8.145±0.025	0.544±0.028			Subdwarfs?
GJ 9522A	10.389	0.694	4270	-	4270±41	dK6.0	30.7613±0.0212	7.829±0.021	0.622±0.031			
GJ 9667	9.958	0.698	4260	4374	4317±57	dK5.7	38.3851±0.0419	7.879±0.022	0.587±0.037	+0.09	1	
GJ 9684	10.855	0.721	4202	4308	4255±53	dK6.1	25.9378±0.0404	7.925±0.023	0.602±0.036	-0.04		
GJ 9714	9.326	0.728	4184	4344	4264±80	dK6.0	48.7229±0.0582	7.765±0.023	0.644±0.053	+0.10		
GJ 9721A	9.44	0.700	4255	4290	4272±18	dK6.0	41.7694±0.9871	7.544±0.071	0.708±0.039		1	
GJ 9805	11.452	0.756	4114	4086	4100±14	dK7.0	21.9889±0.0606	8.163±0.026	0.618±0.021	+0.45		
GJ 9827	10.39	0.716	4215	4250	4233±17	dK6.3	32.6855±0.0611	7.962±0.024	0.603±0.020		9	
GJ 9846	10.718	0.694	4270	4286	4278±8	dK6.0	22.7434±0.0613	7.502±0.026	0.719±0.018	-0.67		
Gl 14	9.00	0.812	3985	4020	4002±18	dK7.4	68.0351±0.0566	8.164±0.022	0.675±0.024	-0.05	2	
Gl 31.2	10.722	0.805	3995	3970	3983±13	dK7.5	27.4141±0.5302	7.912±0.062	0.774±0.041	+0.32		Binary?
Gl 40A	8.930	0.702	4250	4253	4251±2	sdK6.1	65.1905±0.0567	8.001±0.022	0.583±0.011	-0.61	2	
Gl 45	9.482	0.696	4265	4206	4235±29	dK6.2	47.7655±0.0244	7.878±0.021	0.626±0.027	+0.00	4	
Gl 50	10.47	0.684	4295	4344	4319±25	dK5.7	29.0239±0.0353	7.784±0.023	0.612±0.022	+0.56		
Gl 52	8.97	0.740	4154	4123	4138±15	dK6.8	66.3671±0.0375	8.080±0.021	0.621±0.020		3	
Gl 53.2	10.519	0.723	4197	4250	4224±26	dK6.3	34.9671±0.0578	8.237±0.024	0.535±0.022			Subdwarfs?
Gl 57	10.130	0.874	3902	3906	3904±2	dK7.9	59.8670±0.0262	9.016±0.021	0.508±0.011		3	
GL 105.5	9.509	0.680	4306	4283	4294±11	dK5.9	41.7670±0.0403	7.613±0.022	0.675±0.017	-0.01	1	
Gl 106.1C	10.127	0.731	4177	4193	4185±8	dK6.5	40.6395±0.0479	8.172±0.023	0.571±0.014	+1.03		
Gl 112.1	8.574	0.664	4346	4373	4359±14	dK5.5	61.9128±0.0461	7.533±0.022	0.666±0.018			
GL 116	9.608	0.725	4192	4290	4241±49	sdK6.2	67.7365±0.0380	8.762±0.021	0.414±0.026		6	Subdwarfs?
Gl 123	9.055	0.783	4045	4110	4077±33	dK7.1	67.8892±0.0518	8.214±0.022	0.617±0.030			
Gl 142	8.367	0.752	4124	4172	4148±24	dK6.7	80.04 ±0.99	7.884±0.047	0.674±0.035	-0.13	1	
Gl 143.1	9.991	0.799	4005	4073	4039±34	dK7.3	47.5363±0.0348	8.376±0.022	0.592±0.030	+0.45	4	
Gl 146	8.60	0.725	4192	4252	4222±30	dK6.3	73.5244±0.0387	7.932±0.021	0.617±0.027	+0.38	3	
Gl 148A	10.392	0.779	4056	4152	4104±48	dK7.0	38.7108±0.0647	8.331±0.024	0.570±0.037	+0.77		
Gl 148B	10.392	0.779	4056	4152	4104±48	dK7.0	38.7108±0.0647	8.331±0.024	0.570±0.037	+0.77		
Gl 153A	9.35	0.728	4184	4190	4187±3	dK6.5	55.8339±0.0343	8.084±0.021	0.593±0.012	+0.04	2	
Gl 156	9.015	0.750	4129	4006	4067±61	dK7.2	63.7059±0.0468	8.036±0.022	0.675±0.052		1	
Gl 182	10.107	1.37	4073	-	4073±41	PMS K7.1	40.9812±0.0338	8.170±0.022	0.631±0.036		6	
Gl 186A	10.02	0.744	4144	4272	4208±64	dK6.4	43.0961±0.3615	8.192±0.038	0.554±0.047	+0.09		
Gl 186B	10.02	0.744	4144	4272	4208±64	dK6.4	43.0961±0.3615	8.192±0.038	0.554±0.047	+0.09		
Gl 208	8.841	0.801	4000	3975	3987±24	dK7.5(e)	87.4367±0.0562	8.549±0.021	0.574±0.027	+0.01	52	
Gl 221	9.693	0.744	4144	4122	4133±11	dK6.8	49.3062±0.0529	8.158±0.022	0.602±0.017	+0.19	44	
Gl 226.2	9.75	0.645	4394	4393	4393±1	dK5.3	39.9945±0.0290	7.760±0.022	0.585±0.010			Subdwarfs?
Gl 249	8.96	0.657	4364	4348	4356±16	dK5.5	53.5873±0.0377	7.605±0.022	0.646±0.019	-0.17	20	
Gl 265A	10.184	0.743	4146	4139	4143±4	dK6.8	43.7567±0.0513	8.389±0.023	0.536±0.012			
Gl 266	9.87	0.682	4301	4203	4252±49	dK6.1	38.2618±0.2672	7.784±0.035	0.644±0.041	+0.17	10	
Gl 287	10.170	0.758	4109	4130	4119±11	dK6.9	37.5791±0.0543	8.045±0.023	0.642±0.019	+0.20	2	
Gl 296	9.65	0.765	4091	4037	4064±27	dK7.2	47.2484±0.0293	8.022±0.021	0.681±0.030			

Table 2:: continued.

Star	V (mag)	(R-I) _C (mag)	T_{eff}^1 (K)	T_{eff}^2 (K)	$T_{eff} \pm 3\sigma^3$ (K)	Spect. Type	π (m")	M_V (mag)	R_* (R_\odot)	[M/H]	Hi. Res. Spectra	Comments
Gl 322	9.28	0.764	4093	4237	4165±72	dK6.6	60.5523±0.0303	8.191±0.021	0.576±0.049		3	
Gl 343.1	9.845	0.706	4240	-	4240±41	dK6.2	30.6014±0.0681	7.274±0.025	0.823±0.046			Binary?
Gl 350A	11.001	0.719	4207	-	4207±41	dK6.4	26.3248±0.0595	8.103±0.025	0.578±0.033	-0.03		
Gl 369	10.016	0.780	4053	3932	3992±60	sdK7.5	76.2323±0.0475	9.427±0.021	0.381±0.034	-0.20	51	Subdwarfs?
Gl 379A	10.241	0.756	4114	4290	4202±88	dK6.4	47.4964±0.0432	8.624±0.022	0.457±0.046			Subdwarfs?
Gl 379B	10.267	0.756	4114	4290	4202±88	dK6.4	47.4612±0.0420	8.649±0.022	0.452±0.046			Subdwarfs?
Gl 380	7.24	0.801	4002	4003	4002±1	dK7.5	205.3917±0.0342	8.803±0.020	0.503±0.010			
Gl 389.1	9.99	0.692	4275	-	4275±41	dK6.0	34.3613±0.0623	7.670±0.024	0.667±0.034			
Gl 397	8.83	0.743	4146	4181	4163±18	dK6.6	62.4489±0.0595	7.808±0.022	0.689±0.024	+0.04		
Gl 397.1	9.674	0.781	4050	-	4050±41	dK6.1	56.9607±0.0309	8.452±0.021	0.566±0.032			
Gl 401	11.02	0.775	4066	-	4066±41	sdK7.2	53.1593±0.0570	9.648±0.022	0.322±0.019	-0.55		
Gl 412.3A	10.088	0.695	4268	4201	4234±33	dK6.2	36.8377±0.3025	7.919±0.038	0.614±0.034			
Gl 412.3B	10.088	0.695	4268	4201	4234±33	dK6.2	36.8377±0.3025	7.919±0.038	0.614±0.034			
Gl 414A	8.34	0.776	4063	4060	4061±1	sdK7.2	84.0803±0.0471	7.963±0.021	0.702±0.014	-0.99	10	Binary?
Gl 416	9.038	0.706	4240	4276	4258±18	dK6.1	45.4075±0.5798	7.324±0.048	0.792±0.035		2	Binary?
Gl 421A	10.323	0.765	4091	3951	4021±70	sdK7.4	43.5608±0.0428	8.518±0.022	0.564±0.049	-1.50		
Gl 421B	10.030	0.788	4033	3951	3992±41	sdK7.5	43.5895±0.0405	8.227±0.022	0.663±0.044	-1.50	4	
Gl 425B	8.61	0.820	3975	3955	3965±10	dK7.6	76.4165±0.0821	8.026±0.022	0.749±0.023	+0.19	1	
Gl 430	9.522	0.781	4050	4161	4106±55	dK7.0	43.4651±0.0233	7.713±0.021	0.757±0.053			Binary?
Gl 435.1	9.585	0.676	4316	-	4316±41	dK5.7	32.2570±0.2491	7.128±0.037	0.829±0.047			Binary?
Gl 455.1	10.016	0.751	4126	4262	4194±68	dK6.5	42.7177±0.0628	8.169±0.023	0.567±0.047	+0.51		
Gl 462	9.39	0.781	4050	4136	4093±43	dK7.1	62.6959±0.0354	8.376±0.021	0.564±0.033	+0.40		
Gl 466	10.370	0.686	4290	4355	4322±33	dK5.7	27.2905±0.0523	7.560±0.024	0.677±0.030	-0.05	3	
Gl 485	9.882	0.651	4379	4590	4485±105	dK4.3	34.5216±0.0392	7.572±0.022	0.596±0.059			
Gl 496.1	9.057	0.783	4045	4075	4060±15	dK7.2	61.3899±0.0523	7.997±0.022	0.692±0.023	-0.11	29	
Gl 509.1	9.74	0.764	4093	4070	4081±11	dK7.1	41.4667±0.2621	7.828±0.034	0.734±0.025		2	Binary?
Gl 517	9.360	0.708	4235	4305	4270±35	dK6.0e	48.7322±0.0587	7.799±0.023	0.630±0.034	-0.11	6	
Gl 522	9.710	0.712	4225	4136	4180±44	dK6.5	40.4528±0.0689	7.745±0.024	0.698±0.042	-0.22	7	
Gl 524.1	10.480	0.742	4149	4544	4346±197	dK5.5	33.9940±0.0744	8.137±0.025	0.509±0.094	-0.22	2	
Gl 542.2	9.112	0.711	4227	4359	4293±66	dK5.9	44.3763±0.7670	7.348±0.057	0.763±0.067	+0.73		
Gl 546	8.610	0.716	4215	4230	4222±8	dK6.3	68.8608±0.0398	7.800±0.021	0.656±0.016	-0.22	55	
Gl 550.1	10.88	0.656	4366	4400	4383±17	dK5.3	21.8439±0.0317	7.577±0.023	0.641±0.019	+0.01	2	
Gl 558	9.58	0.740	4154	4328	4241±87	dK6.2	49.9000±0.0282	8.071±0.021	0.570±0.056	-0.01	2	
Gl 562	9.23	0.716	4215	-	4215±41	dK6.3	56.3208±0.0432	7.983±0.022	0.607±0.033		6	
Gl 563.1	9.726	0.731	4177	4111	4144±33	dK6.8	41.6898±0.0263	7.826±0.021	0.694±0.034	-1.00		Binary?
Gl 570.2	11.110	0.806	3993	3984	3988±4	dK7.5	21.4987±0.5332	7.772±0.073	0.821±0.040	-1.21		Binary?
Gl 571	10.14	0.716	4215	4180	4197±17	dK6.4	41.3889±0.0386	8.224±0.022	0.552±0.018	+0.29	8	
Gl 571.1	9.472	0.805	3995	4079	4037±42	dK7.3	56.0214±0.0529	8.214±0.022	0.639±0.038	+0.37	1	
Gl 576	9.815	0.748	4134	4246	4190±56	dK6.5	52.5873±0.0668	8.419±0.023	0.507±0.036	-0.25		
Gl 583	9.459	0.721	4202	4219	4210±9	dK6.4	52.1506±0.0532	8.045±0.022	0.592±0.015	+0.37	3	
Gl 585.1	10.23	0.743	4146	4205	4175±30	dK6.6	35.3151±0.0428	7.970±0.023	0.632±0.029			
Gl 596A	10.716	0.682	4301	4220	4261±41	dK6.1	23.1657±0.0312	7.540±0.023	0.715±0.036	-0.57		
Gl 600	9.363	0.818	3977	4087	4032±55	dK7.3	47.2860±0.1747	7.737±0.028	0.800±0.060	+0.73	13	Binary?
Gl 605	10.473	0.694	4270	4394	4332±38	dK5.6	30.5321±0.0277	7.897±0.022	0.575±0.027	-0.31		
Gl 608	9.983	0.700	4255	4276	4266±10	dK6.0	30.9793±0.0186	7.438±0.021	0.747±0.018	+0.35		
Gl 619	8.98	0.746	4139	4089	4114±25	dK6.9	63.3463±0.0281	7.989±0.021	0.662±0.027	-0.24	6	
Gl 626	8.85	0.651	4379	4408	4393±15	dK5.3	57.0479±0.0414	7.631±0.022	0.621±0.017	+0.29		
Gl 629.1	10.53	0.754	4119	-	4119±41	dK6.9	31.5333±0.0436	8.024±0.023	0.648±0.037		3	
Gl 630	11.007	0.768	4083	4116	4099±17	dK7.0	24.7018±0.0239	7.971±0.022	0.676±0.023			
Gl 659B	9.36	0.645	4394	4436	4415±21	dK5.1	47.0737±0.0244	7.724±0.021	0.585±0.019			Subdwarf?
Gl 673	7.530	0.760	4104	4096	4100±4	dK7.0	129.6231±0.0286	8.093±0.020	0.638±0.014	+0.01	64	
Gl 697.1	10.155	0.756	4114	4069	4092±23	dK7.1	39.7152±0.0424	8.150±0.022	0.627±0.025			
Gl 708	10.020	0.694	4270	4244	4257±13	dK6.1	34.2819±0.0371	7.695±0.022	0.668±0.018			

Table 2:: continued.

Star	V (mag)	(R-I) _C (mag)	T_{eff}^1 (K)	T_{eff}^2 (K)	$T_{eff} \pm 3\sigma^3$ (K)	Spect. Type	π (m")	M_V (mag)	R_* (R_\odot)	[M/H]	Hi. Res. Spectra	Comments
Gl 710	9.660	0.755	4116	4130	4123±7	dK6.9	52.5185±0.0478	8.262±0.022	0.579±0.014	+0.00	4	
Gl 726	8.810	0.700	4255	4208	4231±23	sdK6.2	70.1428±0.0609	8.040±0.022	0.583±0.022	-0.97	20	
Gl 728	9.155	0.776	4063	3951	4007±56	sdK7.4	59.9538±0.0428	8.044±0.022	0.710±0.052	-1.50	47	Binary?
Gl 747.2	9.73	0.743	4146	4183	4164±19	dK6.6	34.7890±0.3861	7.437±0.044	0.816±0.037			Binary?
Gl 747.3	9.342	0.730	4179	4170	4174±4	dK6.6	48.1310±0.2524	7.754±0.031	0.699±0.018	+0.33	6	
Gl 748.2B	11.094	0.807	3992	-	3992±41	dK7.5	37.2329±0.0411	8.949±0.022	0.475±0.032	-0.13		
Gl 757	10.95	0.802	3999	4100	4049±51	sdK7.2	36.1947±0.0624	8.743±0.024	0.495±0.034		6	Subdwarf?
Gl 763	9.326	0.790	4028	4011	4019±7	sdK7.4	69.3122±0.0389	8.530±0.021	0.562±0.014	-0.88	8	
Gl 773	9.285	0.737	4162	4396	4279±117	dK5.9	56.2226±0.0974	8.035±0.024	0.562±0.064	-0.10		Subdwarf?
Gl 782	8.890	0.691	4278	4377	4327±50	sdK5.7	63.2814±0.0714	7.896±0.022	0.557±0.033	-0.88	4	
Gl 786.1	10.16	0.800	4002	4112	4057±55	dK7.2	39.5368±0.0365	8.145±0.022	0.648±0.046		2	
Gl 795A	9.348	0.707	4237	4148	4192±44	dK6.5	59.80 ±3.42	8.232±0.141	0.552±0.065		1	Subdwarf?
Gl 795B	9.348	0.707	4237	4148	4192±44	dK6.5	59.80 ±3.42	8.232±0.141	0.552±0.065		1	Subdwarf?
Gl 798	8.82	0.748	4134	4250	4192±58	sdK6.5	81.1200±0.0480	8.366±0.021	0.519±0.037	-1.50	5	
Gl 801	9.88	0.704	4245	-	4245±41	dK6.2	38.4592±0.0530	7.805±0.023	0.641±0.036	-0.21	1	
Gl 820B	7.40	0.785	4040	-	4040±41	sdK7.3	286.1457±0.0590	9.683±0.020	0.324±0.018			Subdwarf?
Gl 826.1	9.086	0.749	4131	4350	4240±110	dK6.2	63.3493±0.0899	8.095±0.023	0.564±0.069		3	
Gl 828.1	10.480	0.803	3997	4010	4003±7	dK7.5	36.0460±0.0387	8.264±0.022	0.644±0.017	+0.93	2	
Gl 830	9.075	0.728	4184	4124	4154±30	dK6.7	56.4251±0.0600	7.832±0.022	0.686±0.032	-0.21	5	
Gl 836.9A	9.60	0.775	4066	4130	4098±32	dK7.0	52.1 ±8.5	8.184±0.348	0.613±0.134			
Gl 836.9B	9.60	0.775	4066	4130	4098±32	dK7.0	52.1 ±8.5	8.184±0.348	0.613±0.134			
Gl 847A	10.97	0.761	4101	-	4101±41	dK7.0	29.6910±0.0238	8.333±0.022	0.571±0.032			
Gl 857.1	8.770	0.728	4184	4074	4129±55	dK6.9	47.9000±0.0927	7.172±0.024	0.951±0.068		2	Binary?
Gl 883	10.568	0.811	3987	4023	4005±18	dK7.4	38.4083±0.0498	8.490±0.023	0.579±0.021	+0.60		
Gl 884	7.869	0.770	4078	3999	4038±39	sdK7.3	121.4918±0.0507	8.292±0.021	0.616±0.034	-1.16	17	
Gl 885A	9.57	0.749	4131	4257	4194±63	dK6.5	31.4730±0.0610	7.060±0.024	0.945±0.074		4	Binary?
Gl 889A	9.640	0.756	4114	4251	4182±69	dK6.5	45.2440±0.0528	7.918±0.023	0.644±0.053	+0.74	4	
Gl 894	10.38	0.728	4184	4160	4172±12	dK6.6	30.2129±0.0571	7.781±0.024	0.692±0.021	-0.23	2	
Gl 895.3	10.19	0.691	4278	4234	4256±22	dK6.1	34.2247±0.0467	7.862±0.023	0.619±0.022	+0.13	4	
Gl 898	8.607	0.716	4215	4164	4189±25	dK6.5	68.6979±0.0581	7.792±0.022	0.678±0.028	+0.01	7	
Gl 900	9.546	0.814	3983	4109	4046±63	dK7.3	48.0331±0.0818	7.954±0.024	0.715±0.057	+0.05	5	
Gl 906	9.932	0.776	4063	4269	4166±103	dK6.6	50.4494±0.0522	8.446±0.022	0.512±0.060	+0.61	3	
Gl 907.1	9.63	0.774	4068	-	4068±41	dK7.2	35.4713±0.8994	7.379±0.074	0.913±0.076			Binary?
HIP 1055	10.435	0.719	4207	4421	4314±107	dK5.7	24.0695±0.1164	7.342±0.030	0.753±0.082	-0.31		
HIP 3121A	11.241	0.742	4149	4263	4206±57	sdK6.4	29.4884±0.0488	8.589±0.024	0.463±0.033	-0.55		
HIP 3121B	11.241	0.742	4149	4263	4206±57	sdK6.4	29.4884±0.0488	8.589±0.024	0.463±0.033	-0.55		
HIP 3428	10.97	0.793	4020	3971	3996±24	dK7.5	22.1804±0.0434	7.700±0.024	0.841±0.040	-0.37		Binary?
HIP 5110A	9.26	0.645	4394	4305	4350±45	dK5.5	36.6470±0.0432	7.080±0.023	0.826±0.043	-0.09		Binary?
HIP 5110B	9.71	0.645	4394	4305	4350±45	dK5.5	37.4109±0.1135	7.575±0.027	0.658±0.036	-0.09		
HIP 6239	11.295	0.743	4146	-	4146±41	dK6.7	23.0156±0.0471	8.105±0.024	0.610±0.035			
HIP 6290	10.39	0.743	4146	4200	4173±27	dK6.6	45.9702±0.0373	8.702±0.022	0.452±0.019	+0.42		
HIP 7420	10.985	0.670	4331	4382	4357±25	dK5.5	21.7609±0.0646	7.673±0.026	0.626±0.024	-0.21		
HIP 7817	11.535	0.706	4240	4049	4145±95	dK6.8	21.7976±0.1358	8.227±0.033	0.577±0.066			
HIP 9067	11.431	0.756	4114	4082	4098±16	dK7.0	20.9876±0.0388	8.041±0.024	0.655±0.022			
HIP 10960	10.34	0.694	4270	4297	4284±13	dK5.9	34.7029±0.1180	8.042±0.027	0.558±0.017	+0.52		
HIP 11437	10.19	0.667	4338	4323	4330±7	dK5.6	24.3599±0.0496	7.123±0.024	0.822±0.019		1	Binary?
HIP 11707	10.912	0.731	4177	4194	4186±8	sdK6.5	27.7059±0.0453	8.125±0.024	0.583±0.015	-1.66		
HIP 13323	10.895	0.706	4240	4213	4227±14	dK6.3	21.7240±0.0501	7.580±0.025	0.723±0.023	+0.31		

Table 2:: continued.

Star	V (mag)	(R-I) _C (mag)	T_{eff}^1 (K)	T_{eff}^2 (K)	$T_{eff} \pm 3\sigma^3$ (K)	Spect. Type	π (m")	M_V (mag)	R_* (R_{\odot})	[M/H]	Hi. Res. Spectra	Comments
HIP 14593A	10.06	0.716	4215	4220	4217±4	dK6.3	34.9234±0.0386	7.776±0.022	0.666±0.014	+0.21	1	
HIP 15234	10.680	0.700	4255	4215	4235±20	sdK6.2	32.8499±0.0572	8.263±0.024	0.524±0.019	-0.99		
HIP 15466	10.57	0.719	4207	4389	4298±91	dK5.8	29.9146±0.0638	7.949±0.025	0.576±0.053			
HIP 16560	11.230	0.706	4240	4303	4272±31	dK6.0	19.4683±0.0369	7.677±0.024	0.666±0.028	+0.12		
HIP 18377A	10.927	0.657	4364	4302	4333±31	dK5.6	21.2051±0.4439	7.559±0.065	0.671±0.042	+0.19		
HIP 18377B	11.005	0.657	4364	4302	4333±31	dK5.6	26.9176±0.4970	8.155±0.060	0.510±0.030	+0.19		Subdwarf?
HIP 19082	11.41	0.731	4177	4039	4108±69	dK7.0	21.1435±0.0517	8.036±0.025	0.651±0.056		1	
HIP 19316	11.275	0.731	4177	-	4177±41	dK6.6	21.5318±0.0694	7.940±0.027	0.640±0.037		1	
HIP 19410A	11.39	0.704	4245	4387	4316±71	dK5.7	24.6701±0.0381	8.351±0.023	0.472±0.035	+0.01		Subdwarf?
HIP 19410B	12.15	0.704	4245	4387	4316±71	dK5.7	24.6701±0.0381	9.111±0.023	0.333±0.025			Subdwarf?
HIP 19410C	12.15	0.704	4245	4387	4316±71	dK5.7	24.6701±0.0381	9.111±0.023	0.333±0.025			Subdwarf?
HIP 19808A	11.454	0.670	4331	-	4331±41	dK5.6	22.4472±0.0916	8.210±0.029	0.498±0.026		1	Subdwarf?
HIP 19808B	11.454	0.670	4331	-	4331±41	dK5.6	22.4472±0.0916	8.210±0.029	0.498±0.026		1	Subdwarf?
HIP 19834	11.55	0.756	4114	-	4114±41	dK6.9	20.8276±0.0383	8.143±0.024	0.616±0.036		1	
HIP 20012	11.378	0.713	4222	-	4222±41	dK6.3	27.1039±0.0596	8.543±0.025	0.466±0.026			Subdwarf?
HIP 20142	10.581	0.782	4048	4002	4024±22	dK7.4	34.1459±0.0380	8.248±0.022	0.637±0.025			
HIP 20745	10.438	0.768	4083	4088	4085±3	dK7.1	29.09 ±2.68	7.757±0.211	0.756±0.086		1	Binary?
HIP 20895A	11.726	0.781	4050	4170	4110±60	dK7.0	20.7793±0.3401	8.314±0.055	0.572±0.052			
HIP 20895B	11.726	0.781	4050	4170	4110±60	dK7.0	20.7793±0.3401	8.314±0.055	0.572±0.052			
HIP 21006	10.470	0.805	3995	3933	3964±31	dK7.6	37.4062±0.0557	8.335±0.023	0.650±0.037		2	
HIP 21138	10.974	0.670	4331	4365	4348±17	dK5.5	21.8367±0.0378	7.670±0.024	0.631±0.019	+0.09	1	
HIP 21659A	12.01	0.657	4364	4545	4455±90	dK4.8	14.0122±0.0485	7.743±0.028	0.563±0.051			Subdwarf?
HIP 21659B	12.21	0.657	4364	4545	4455±90	dK4.8	14.0514±0.0497	7.949±0.028	0.512±0.046			Subdwarf?
HIP 21865	10.03	0.680	4306	4304	4305±1	dK5.8	31.9499±0.0220	7.552±0.021	0.688±0.012	-0.19	2	
HIP 21912	11.229	0.700	4255	-	4255±41	dK6.1	22.5151±0.0676	7.991±0.027	0.584±0.030			
HIP 21946	9.863	0.682	4301	4361	4330±31	dK5.6	23.4888±0.2356	6.717±0.042	0.992±0.050		12	Binary?
HIP 22177	10.92	0.657	4363	4351	4357±6	dK5.5	22.1438±0.0414	7.646±0.024	0.633±0.014		1	
HIP 23113	11.75	0.781	4050	4207	4129±78	dK6.9	26.0447±0.0612	8.829±0.025	0.443±0.042	-0.31		Subdwarf?
HIP 23198	10.84	0.682	4300	4175	4238±62	dK6.2	25.8373±0.0452	7.901±0.024	0.617±0.047			
HIP 28494	10.055	0.645	4394	4315	4355±39	dK5.5	34.3277±0.0533	7.733±0.023	0.609±0.029	+0.52		
HIP 28736	11.030	0.700	4255	4280	4268±12	sdK6.0	20.3386±0.0497	7.572±0.025	0.701±0.020	-0.81		Binary?
HIP 29036	10.645	0.700	4255	4353	4304±49	dK5.8	26.3007±0.0249	7.745±0.022	0.630±0.035			
HIP 29132	10.40	0.642	4401	4274	4337±63	dK5.6	28.5209±0.0595	7.676±0.025	0.634±0.043		2	
HIP 29875	10.30	0.682	4300	4343	4322±21	dK5.7	32.3503±0.0447	7.849±0.023	0.592±0.020			Subdwarf?
HIP 32754	10.29	0.657	4363	4405	4384±21	dK5.3	28.8284±0.0392	7.589±0.023	0.637±0.021	+0.07		
HIP 33368	10.913	0.682	4300	4312	4306±6	dK5.8	21.2394±0.1657	7.549±0.037	0.689±0.020	+0.48		
HIP 38492	10.500	0.768	4083	4105	4094±11	dK7.0	29.3789±0.0401	7.840±0.023	0.721±0.021			Binary?
HIP 40140	11.348	0.657	4363	4389	4376±13	dK5.4	19.0635±0.0443	7.749±0.025	0.596±0.017			Subdwarf?
HIP 40170	10.14	0.706	4240	4390	4315±75	dK5.7	36.6005±0.0365	7.957±0.022	0.567±0.044	+0.12		Subdwarf?
HIP 41626	11.143	0.657	4363	4333	4348±15	dK5.5	20.0205±0.0361	7.650±0.024	0.637±0.019	+0.66		
HIP 42108A	11.03	0.716	4215	4346	4280±66	dK5.9	28.9916±0.1167	8.341±0.029	0.488±0.036			Subdwarf?
HIP 42108B	11.03	0.716	4215	4368	4291±77	dK5.9	28.9916±0.1167	8.341±0.029	0.483±0.040			Subdwarf?
HIP 42910	10.16	0.752	4124	4060	4092±32	dK7.1	27.4142±0.1383	7.350±0.031	0.906±0.048	+0.16		Binary?
HIP 43233	10.345	0.768	4083	4214	4148±66	dK6.7	35.2183±0.0370	8.079±0.022	0.616±0.050	-0.54	1	
HIP 43274	10.955	0.756	4114	4072	4093±21	dK7.1	26.5331±0.0483	8.074±0.024	0.648±0.025			
HIP 44295A	10.09	0.706	4240	4250	4245±5	sdK6.2	54.1310±0.0416	8.757±0.022	0.414±0.009			Subdwarf?
HIP 44295B	10.27	0.706	4240	4250	4245±5	sdK6.2	54.2762±0.0528	8.943±0.022	0.380±0.008			Subdwarf?
HIP 46493	10.445	0.700	4255	4263	4259±4	dK6.1	29.9328±0.0532	7.826±0.024	0.628±0.013			
HIP 47261	9.80	0.645	4394	4223	4309±85	dK5.8	32.1443±0.0612	7.336±0.024	0.758±0.066			
HIP 48016	10.949	0.756	4114	4378	4246±132	sdK6.1	33.3877±0.0645	8.567±0.024	0.451±0.066	-1.80		
HIP 50213	12.53	0.677	4313	-	4313±41	dK5.7	13.4741±0.0483	8.177±0.028	0.513±0.027			Subdwarf?
HIP 50375	10.900	0.719	4207	4073	4140±67	dK6.8	26.9554±0.0647	8.053±0.025	0.628±0.052			

Table 2:: continued.

Star	V (mag)	(R-I) _C (mag)	T_{eff}^1 (K)	T_{eff}^2 (K)	$T_{eff} \pm 3\sigma^3$ (K)	Spect. Type	π (m")	M_V (mag)	R_* (R_{\odot})	[M/H]	Hi. Res. Spectra	Comments
HIP 50773	10.69	0.788	4033	4263	4148±115	dK6.7	33.2493±0.0469	8.299±0.023	0.557±0.072	+0.66	3	
HIP 50960	10.43	0.719	4207	4107	4057±50	dK7.2	31.8241±0.0273	7.944±0.022	0.711±0.047	+1.12		
HIP 51073	10.83	0.697	4263	4305	4284±21	sdK5.9	24.7179±0.0638	7.795±0.026	0.625±0.022	-0.72	9	
HIP 51263A	10.44	0.692	4275	4403	4339±64	dK5.6	27.4281±0.5896	7.631±0.066	0.647±0.058			
HIP 51263B	10.44	0.692	4275	4403	4339±64	dK5.6	27.4281±0.5896	7.631±0.066	0.647±0.058			
HIP 52008	10.536	0.657	4363	4341	4352±11	dK5.5	24.8547±0.0385	7.513±0.023	0.676±0.017			
HIP 52544	11.00	0.768	4083	4165	4124±41	dK6.9	26.6141±0.0285	8.126±0.022	0.616±0.035	+0.45		
HIP 53175	10.69	0.788	4033	4120	4076±44	dK7.1	25.1842±0.0820	7.696±0.027	0.783±0.049		7	Binary?
HIP 54559	11.063	0.719	4207	4262	4235±27	dK6.2	24.6467±0.0326	8.022±0.023	0.586±0.025	-0.08		
HIP 54697	10.542	0.806	3993	4170	4082±88	dK7.1	27.3537±0.0900	7.727±0.027	0.768±0.081	-0.12		Binary?
HIP 54888	11.404	0.756	4114	4032	4073±41	dK7.1	15.3594±0.2786	7.336±0.059	0.927±0.070			Binary?
HIP 54922	9.005	0.657	4363	4606	4485±121	dK4.3	43.2735±0.0473	7.186±0.022	0.711±0.080	-0.30		
HIP 55988	10.235	0.676	4316	4260	4288±28	sdK5.3	35.2851±0.0550	7.973±0.023	0.574±0.023	-0.53		
HIP 56715	10.815	0.704	4245	4347	4296±51	dK5.8	23.0116±0.0392	7.625±0.024	0.670±0.039	-0.07		
HIP 56838	10.03	0.698	4260	-	4260±41	dK6.1	33.3875±0.0423	7.648±0.023	0.681±0.034		3	
HIP 57857	11.076	0.657	4363	-	4363±41	sdK5.4	18.4957±0.1178	7.411±0.034	0.703±0.038	-0.78		Binary?
HIP 58212	10.961	0.706	4240	4001	4121±121	dK6.9	22.1196±0.0576	7.685±0.026	0.756±0.105			
HIP 58515	10.762	0.645	4394	4386	4390±4	dK5.3	20.4808±0.1845	7.319±0.039	0.718±0.020	+0.03		
HIP 58817	10.738	0.682	4300	4342	4324±24	dK5.7	26.7983±0.0649	7.879±0.025	0.584±0.022	+0.42		
HIP 58945	11.12	0.752	4124	4187	4155±32	dK6.7	22.9730±0.0545	7.941±0.025	0.657±0.032		1	
HIP 59247	11.04	0.776	4063	4265	4164±101	dK6.6	23.833 ±0.261	7.926±0.044	0.652±0.082	-0.27	4	
HIP 60115	11.730	0.755	4116	-	4116±41	dK6.9	18.6754±0.0279	8.086±0.023	0.631±0.036			
HIP 60186	11.61	0.731	4177	4139	4158±19	dK6.7	21.0389±0.0949	8.225±0.030	0.571±0.022			
HIP 60265	10.87	0.700	4255	4428	4342±86	dK5.6	23.2440±0.0340	7.702±0.023	0.625±0.054	+0.16		
HIP 60438A	11.53	0.781	4050	4165	4107±58	dK7.0	22.3457±0.0805	8.276±0.028	0.583±0.044	+0.06	1	
HIP 60438B	11.53	0.781	4050	4165	4107±58	dK7.0	22.3457±0.0805	8.276±0.028	0.583±0.044	+0.06	1	
HIP 60501	10.58	0.716	4215	4106	4160±54	dK6.7	17.6557±0.2917	6.814±0.056	1.091±0.093	+0.52	4	PMS?
HIP 61633	11.48	0.682	4300	4488	4394±94	dK5.3	17.6843±0.0278	7.718±0.023	0.596±0.055			
HIP 62454	11.312	0.768	4083	3997	4040±43	dK7.3	24.1966±0.0517	8.231±0.025	0.632±0.039			
HIP 62647	10.664	0.672	4326	-	4326±41	dK5.7	28.0525±0.0550	7.904±0.024	0.576±0.029			
HIP 63942	9.398	0.768	4083	-	4083±41	dK7.1	50.9035±0.0435	7.932±0.022	0.698±0.040		2	
HIP 66828	10.933	0.717	4212	4277	4245±32	dK6.2	26.0691±0.0311	8.014±0.023	0.583±0.027	+0.50		
HIP 68342	10.760	0.700	4255	-	4255±41	dK6.1	24.6800±0.0334	7.722±0.023	0.661±0.033			
HIP 68403	10.266	0.719	4207	4369	4288±81	dK5.9	32.3543±0.0250	7.816±0.022	0.617±0.051	+0.32		
HIP 68745	10.642	0.731	4177	3976	4077±101	dK7.1	29.4676±0.0318	7.989±0.022	0.684±0.080	+1.41		
HIP 68889A	11.043	0.694	4270	-	4270±41	dK6.0	22.7018±0.0793	7.823±0.028	0.624±0.033			
HIP 68889B	11.043	0.694	4270	-	4270±41	dK6.0	22.7018±0.0793	7.823±0.028	0.624±0.033			
HIP 72044	9.91	0.680	4306	4365	4335±30	dK5.6	36.5859±0.0385	7.727±0.022	0.621±0.025		3	
HIP 72625	11.63	0.719	4207	4365	4286±79	dK5.9	14.8591±0.4367	7.490±0.083	0.718±0.080	-0.36		
HIP 73360	10.62	0.694	4270	4286	4278±8	dK6.0	29.6140±0.0209	7.977±0.022	0.577±0.013	+0.11	1	
HIP 75116	11.47	0.676	4316	4330	4323±7	sdK5.7	20.7666±0.0423	8.057±0.024	0.538±0.013	-1.26		
HIP 75337	10.527	0.731	4177	4204	4191±13	dK6.5	28.1458±0.0297	7.774±0.022	0.682±0.020			
HIP 75964	11.66	0.665	4343	-	4343±41	dK5.6	18.5630±0.0412	8.003±0.025	0.543±0.027			Subdwarf?
HIP 76282	10.816	0.757	4111	3985	4048±63	dK7.3	28.9336±0.0429	8.123±0.023	0.660±0.053			
HIP 76374	11.608	0.756	4114	4171	4143±28	dK6.8	18.0642±0.0520	7.892±0.026	0.674±0.031	+0.87		
HIP 76550	11.35	0.747	4136	-	4136±41	dK6.8	26.3172±0.0434	8.451±0.024	0.525±0.030		5	
HIP 76941	10.882	0.657	4364	4378	4371±7	dK5.4	20.1014±0.1646	7.398±0.038	0.703±0.021			
HIP 77451	11.292	0.706	4240	4330	4285±45	dK5.9	21.3267±0.0301	7.937±0.023	0.585±0.031			
HIP 78158	10.827	0.731	4177	4343	4260±83	dK6.1	19.3023±0.3945	7.255±0.064	0.816±0.086	+0.18		Binary?
HIP 78395	10.33	0.716	4215	4295	4255±40	dK6.1	32.6057±0.0504	7.896±0.023	0.610±0.030	+0.11	8	
HIP 79419	9.855	0.694	4270	4250	4260±10	dK6.1	28.6792±0.0401	7.143±0.023	0.860±0.022			Binary?

Table 2:: continued.

Star	V (mag)	(R-I) _C (mag)	T_{eff}^1 (K)	T_{eff}^2 (K)	$T_{eff} \pm 3\sigma^3$ (K)	Spect. Type	π (m")	M_V (mag)	R_* (R_\odot)	[M/H]	Hi. Res. Spectra	Comments
HIP 80083	11.42	0.712	4225	4828	4527±301	sdK6.3	20.8594±0.0684	8.017±0.027	0.470±0.139	-0.81		
HIP 80539	10.548	0.756	4114	4242	4178±64	dK6.6	36.4752±0.0272	8.358±0.022	0.527±0.041	-0.47		
HIP 80616A	11.631	0.700	4255	4275	4265±10	sdK6.0	21.1463±0.0533	8.257±0.025	0.513±0.014	-0.47		
HIP 80616B	11.631	0.700	4255	4275	4265±10	sdK6.0	21.1463±0.0533	8.257±0.025	0.513±0.014	-0.47		
HIP 82169	10.707	0.731	4177	4231	4204±27	dK6.4	33.0174±0.0419	8.301±0.023	0.529±0.023	+0.01		
HIP 82844	10.637	0.657	4364	4361	4363±2	dK5.4	24.6289±0.0199	7.594±0.022	0.646±0.012	+0.47		
HIP 86509	10.28	0.670	4331	4309	4320±22	dK5.7	22.7802±0.0522	7.068±0.025	0.850±0.030		7	Binary?
HIP 89320	10.93	0.731	4177	-	4177±41	dK6.4	22.7691±0.0204	7.717±0.022	0.709±0.040			Binary?
HIP 91906	10.547	0.682	4300	-	4300±41	dK5.8	25.0406±0.0192	7.540±0.022	0.694±0.034			
HIP 95223	9.93	0.645	4394	4392	4393±2	dK5.3	35.0926±0.0546	7.656±0.023	0.614±0.011	+0.13		
HIP 97337	11.14	0.731	4177	-	4177±41	dK6.6	26.0538±0.0406	8.219±0.023	0.563±0.032	-0.01		
HIP 99096	11.19	0.672	4326	-	4326±41	dK5.7	20.7713±0.0454	7.777±0.025	0.610±0.031	+0.12		
HIP 102320	9.935	0.682	4300	4401	4350±51	dK5.5	24.0617±0.0268	6.842±0.022	0.922±0.053			Binary?
HIP 103150	11.18	0.812	3985	3900	3942±42	dK7.7	30.9218±0.0675	8.631±0.025	0.581±0.041	-0.20		
HIP 104078	11.61	0.746	4139	-	4139±41	dK6.8	19.909 ±0.562	8.105±0.080	0.613±0.052			
HIP 105504	10.33	0.731	4177	4154	4166±12	dK6.6	24.0023±0.0726	7.231±0.027	0.896±0.028			Binary?
HIP 106271A	9.77	0.645	4394	4406	4400±6	dK5.2	23.0160±0.0651	6.580±0.026	1.002±0.023			PMS?
HIP 106271B	10.91	0.645	4394	4406	4400±6	dK5.2	22.4876±0.0336	7.670±0.023	0.607±0.013			
HIP 106439	10.582	0.743	4146	4183	4165±18	sdK6.6	22.6957±0.0528	7.362±0.025	0.844±0.030	-1.46		Binary?
HIP 109528	11.07	0.731	4177	4185	4181±4	sdK6.5	24.3926±0.1068	8.006±0.029	0.618±0.015	-1.18	2	
HIP 110245	10.17	0.728	4184	4422	4303±119	dK5.8	29.1588±0.0490	7.494±0.024	0.708±0.082	+0.04	4	
HIP 110401	10.675	0.737	4162	4230	4196±34	dK6.4	20.9375±1.0215	7.280±0.123	0.853±0.085	+0.09		Binary?
HIP 110714	10.52	0.770	4078	4157	4117±40	dK6.9	30.4301±0.0416	7.937±0.023	0.676±0.038	+0.37	3	
HIP 111520	10.26	0.657	4364	4318	4341±23	dK5.6	19.4299±0.9547	6.702±0.124	0.990±0.084	+0.50		
HIP 111657	10.571	0.701	4253	4387	4320±67	dK5.7	26.2023±0.1038	7.663±0.029	0.646±0.048	-0.29		
HIP 112354A	10.23	0.657	4364	-	4364±41	dK5.4	23.0586±0.0404	7.044±0.024	0.831±0.041			Binary?
HIP 112354B	11.26	0.657	4364	-	4364±41	dK5.4	23.0108±0.0409	8.070±0.024	0.518±0.026			
HIP 112389	10.664	0.686	4290	-	4290±41	dK5.9	24.9588±0.0876	7.650±0.028	0.665±0.035			
HIP 113128	10.42	0.645	4394	4451	4422±29	dK5.1	14.8717±0.1969	6.282±0.049	1.131±0.058	+0.01	2	Binary?
HIP 113597A	10.10	0.756	4114	4257	4185±72	dK6.5	31.3880±0.0485	7.584±0.023	0.749±0.065		2	
HIP 113597B	10.66	0.756	4114	4257	4185±72	dK6.5	31.4730±0.0610	8.150±0.024	0.577±0.050		2	
HIP 115213	11.640	0.657	4364	4222	4293±71	dK5.9	15.9767±0.0478	7.657±0.026	0.661±0.051			
HIP 116011	11.80	0.704	4245	-	4245±41	dK6.2	16.3781±0.0356	7.871±0.025	0.622±0.035		8	
HIP 116744	11.59	0.756	4114	4057	4085±28	dK7.1	19.6607±0.0786	8.058±0.029	0.658±0.032			
HIP 117795	10.545	0.657	4364	4360	4362±2	dK5.4	37.3452±0.0319	8.406±0.022	0.445±0.008			Subdwarf?
HIP 117809A	11.117	0.792	4023	3988	4006±17	dK7.4	26.7869±0.0405	8.257±0.023	0.644±0.023	+0.05		
HIP 120148	10.574	0.731	4177	3959	4068±109	dK7.2	33.3417±0.0345	8.189±0.022	0.629±0.079			
LHS 104	13.78	0.775	4066	3970	4018±48	sdK7.4	17.8248±0.0278	10.035±0.023	0.281±0.018	-1.33		
LHS 3060	10.10	0.706	4240	-	4240±41	dK6.2	39.7700±0.0466	8.098±0.023	0.563±0.031	-0.05	1	
LHS 3613	10.97	0.758	4109	4328	4219±109	sdK6.3	32.6969±0.0372	8.543±0.022	0.467±0.057	+0.27		Subdwarf?
STKM 1-178	11.23	0.694	4270	-	4270±41	dK6.0	22.0115±0.0797	7.943±0.028	0.590±0.031			
STKM 1-188	11.15	0.768	4083	-	4083±41	dK7.1	20.4705±0.1121	7.706±0.032	0.775±0.048	+0.67		Binary?
STKM 1-279	10.805	0.657	4364	4204	4284±80	dK5.9	22.8537±0.0397	7.600±0.024	0.684±0.057			
STKM 1-420	11.14	0.719	4207	4471	4339±132	sdK5.6	22.4898±0.0604	7.900±0.026	0.571±0.073	-0.60		
STKM 1-450	10.25	0.731	4177	4237	4207±30	dK6.4	24.8205±0.0370	7.224±0.023	0.867±0.040			Binary?
STKM 1-451	11.052	0.706	4240	4246	4243±3	dK6.3	15.6410±1.1599	7.023±0.175	0.921±0.087	+0.63		Binary?
STKM 1-459	11.275	0.731	4177	-	4177±41	dK6.6	21.5318±0.0694	7.940±0.027	0.640±0.037	-0.15	1	
STKM 1-477	10.72	0.700	4255	4412	4334±79	dK5.6	22.4472±0.0916	7.476±0.029	0.697±0.058	+0.27		
STKM 1-478	11.55	0.756	4114	4034	4074±40	dK6.9	20.8276±0.0383	8.143±0.024	0.639±0.037		1	
STKM 1-498	11.51	0.768	4083	4274	4179±95	dK6.5	20.6941±0.0402	8.089±0.024	0.596±0.065			
STKM 1-589A	11.51	0.682	4300	-	4300±41	dK5.8	16.0050±0.0452	7.531±0.026	0.697±0.036			
STKM 1-589B	11.73	0.682	4300	-	4300±41	dK5.8	16.1011±0.0439	7.764±0.026	0.626±0.032			

Table 2:: continued.

Star	V (mag)	(R-I) _C (mag)	T_{eff}^1 (K)	T_{eff}^2 (K)	$T_{eff} \pm 3\sigma^3$ (K)	Spect. Type	π (m")	M_V (mag)	R_* (R_\odot)	[M/H]	Hi. Res. Spectra	Comments
STKM 1-607	9.56	0.756	4114	4226	4170±56	dK6.6	-	-	-			
STKM 1-782	11.595	0.694	4270	4096	4183±87	dK6.5	14.0946±0.1210	7.340±0.039	0.839±0.091			Binary?
STKM 1-1031	11.10	0.706	4240	-	4240±41	dK6.2	21.9784±0.0290	7.810±0.023	0.643±0.036			
STKM 1-1036	11.78	0.743	4146	-	4146±41	dK6.7	16.0774±0.0282	7.811±0.024	0.698±0.040	-0.08		
STKM 1-1131	11.969	0.731	4177	3988	4083±94	dK7.1	18.2349±0.0358	8.274±0.024	0.597±0.066			
STKM 1-1171A	12.34	0.731	4177	-	4177±41	dK6.6	10.6471±0.0684	7.476±0.076	0.792±0.049			Binary?
STKM 1-1197	11.99	0.706	4240	-	4240±41	dK6.2	14.3038±0.0239	7.767±0.024	0.656±0.037			
STKM 1-1211	11.545	0.682	4300	4162	4231±69	dK5.6	12.4548±0.1037	7.022±0.038	0.931±0.084			Binary?
STKM 1-1241	10.51	0.657	4364	4364	4364±1	dK5.4	21.7685±0.3568	7.199±0.055	0.774±0.026	+0.11		
STKM 1-1362	11.29	0.645	4394	4277	4336±58	dK5.6	13.7921±0.2949	6.988±0.066	0.871±0.074	-0.41		Binary?
STKM 1-1384	11.035	0.682	4300	4248	4274±26	dK6.0	21.5733±0.0461	7.705±0.025	0.657±0.026			
STKM 1-1392	11.025	0.694	4270	4229	4250±21	dK6.1	21.7708±0.0296	7.714±0.023	0.666±0.024			
STKM 1-1446	10.99	0.768	4083	4241	4162±79	dK6.6	13.7189±0.2221	6.677±0.055	1.160±0.127	+0.56		PMS?
STKM 1-1486	11.490	0.657	4364	4203	4284±81	dK5.9	17.8802±0.0359	7.752±0.024	0.638±0.053			
STKM 1-1618	10.67	0.731	4177	4098	4138±39	dK6.8	24.7461±0.0192	7.638±0.022	0.761±0.041			
STKM 1-1651	10.96	0.700	4255	-	4255±41	dK6.1	17.4699±0.0239	7.171±0.023	0.852±0.043			Binary?
STKM 1-1669	11.03	0.682	4300	4100	4200±100	dK6.4	21.8654±0.0416	7.729±0.024	0.691±0.079			
STKM 1-1745	10.893	0.682	4300	4338	4319±19	dK5.7	21.8801±0.0749	7.593±0.027	0.668±0.023	+0.09		
STKM 1-1792	11.355	0.719	4207	4347	4277±70	dK6.0	21.5613±0.4031	8.023±0.060	0.566±0.052			
STKM 1-2011	11.372	0.694	4270	-	4270±41	dK6.0	17.9886±0.0484	7.647±0.026	0.676±0.035	+0.43		
STKM 1-2095	11.035	0.657	4364	4220	4292±72	dK5.9	14.7684±0.1780	6.882±0.046	0.946±0.082			Binary?
STKM 1-2137	11.715	0.768	4083	4393	4238±155	dK6.2	19.1583±0.0540	8.127±0.026	0.556±0.095			
MCC 66	10.40	0.694	4270	4409	4340±69	dK5.6	24.5442±0.0624	7.350±0.026	0.735±0.054	-0.34		Binary?
MCC 189	10.547	0.682	4300	4387	4344±44	dK5.6	25.0406±0.0192	7.540±0.022	0.672±0.034	+0.28		
MCC 374	11.380	0.719	4207	4100	4154±53	dK6.7	21.3328±0.0492	8.025±0.025	0.628±0.043	+0.30		
L 477-10	10.82	0.719	4207	-	4207±41	dK6.4	29.9181±0.0224	8.200±0.022	0.553±0.031	-0.09		
LTT 15917	10.71	0.781	4050	4099	4075±24	dK7.1	31.9352±0.0450	8.231±0.023	0.613±0.025	+0.00		
BD+13 5059B	10.239	0.786	4038	4031	4034±4	dK7.3	39.6998±0.0472	8.233±0.023	0.635±0.015			
M0-M1 sample												
GJ 1170	11.269	1.059	3723	3702	3713±11	dM1.3	42.2090±0.0345	9.396±0.022	0.529±0.019	-0.16		
GJ 2090	11.774	1.046	3735	3725	3730±5	dM1.2	36.9881±0.0485	9.614±0.023	0.469±0.014	+0.00		
GJ 3108	10.402	0.954	3815	3785	3800±15	dM0.7	45.3802±0.0395	8.686±0.022	0.664±0.026			
GJ 3186A	11.832	1.072	3711	-	3711±30	dM1.4	42.6652±0.0407	9.982±0.022	0.404±0.024			Subdwarf?
GJ 3186B	11.832	1.072	3711	-	3711±30	dM1.4	42.6652±0.0407	9.982±0.022	0.404±0.024			Subdwarf?
GJ 3212	11.619	1.046	3735	4075	3905±170	sdK7.9	45.1245±0.0495	9.891±0.022	0.339±0.081	-0.07		Subdwarf?
GJ 3251	11.401	1.084	3700	3693	3697±4	dM1.5	25.2910±0.0362	8.416±0.023	0.846±0.024		1	Binary?
GJ 3260	11.431	1.059	3723	3715	3719±4	dM1.3	29.5902±0.0353	8.787±0.023	0.695±0.019	-0.09		Binary?
GJ 3305	10.59	1.097	3688	3698	3693±5	dM1.5	37.9633±0.3662	8.487±0.041	0.822±0.031	-0.01	6	Binary?
GJ 3371	10.253	1.059	3723	3712	3717±5	dM1.3	74.1524±0.0432	9.604±0.021	0.478±0.014	+0.07	1	

Table 2:: continued.

Star	V (mag)	(R-I) _C (mag)	T_{eff}^1 (K)	T_{eff}^2 (K)	$T_{eff} \pm 3\sigma^3$ (K)	Spect. Type	π (m")	M_V (mag)	R_* (R_\odot)	[M/H]	Hi. Res. Spectra	Comments
GJ 3408B	12.160	1.062	3720	3705	3712±8	sdM1.3	38.7792±0.0414	10.103±0.022	0.382±0.012			Subdwarf?
GJ 3409B	12.121	1.034	3746	3753	3750±3	sdM1.1	38.7792±0.0414	10.064±0.022	0.373±0.010	-0.33	1	Subdwarf?
GJ 3432	11.279	1.059	3723	3771	3747±24	dM1.1	39.6119±0.0439	9.268±0.022	0.539±0.028	-0.41		
GJ 3501A	11.185	1.072	3711	3728	3719±9	dM1.3	39.9747±0.1231	9.194±0.027	0.576±0.021	-0.04	14	
GJ 3759	10.935	1.082	3702	3740	3721±2	sdM1.3	59.3162±0.0403	9.801±0.021	0.435±0.011	-1.05	14	
GJ 3765	11.020	1.046	3735	3698	3717±19	dM1.3	56.1079±0.1467	9.765±0.026	0.444±0.021	-0.10		
GJ 3874	11.271	1.033	3746	3655	3701±46	dM1.4	40.2330±0.1053	9.294±0.026	0.562±0.046	-0.45		
GJ 3997	10.365	1.034	3746	3705	3726±21	dM1.2	76.5790±0.2030	9.786±0.026	0.435±0.022	-0.25	1	Subdwarf?
GJ 4041	10.96	1.046	3735	-	3735±22	dM1.2	46.2650±0.0220	9.286±0.021	0.542±0.026		1	
GJ 4153A	12.25	1.059	3723	3709	3716±7	sdM1.3	23.6590±0.0524	9.120±0.025	0.598±0.019	-0.89	1	
GJ 4153B	12.25	1.059	3723	3709	3716±7	sdM1.3	23.6590±0.0524	9.120±0.025	0.598±0.019	-0.89	1	
GJ 4153C	12.25	1.059	3723	3709	3716±7	sdM1.3	23.6590±0.0524	9.120±0.025	0.598±0.019	-0.89	1	
GJ 4160A	11.25	1.072	3711	3701	3706±5	dM1.4	40.4913±0.0445	9.287±0.022	0.560±0.016		2	
GJ 4195	11.622	1.084	3700	3678	3689±11	dM1.5	38.7994±0.0649	9.566±0.024	0.503±0.019	-0.44	1	
GJ 4306	10.522	1.046	3735	3722	3729±7	dM1.2	59.0165±0.0581	9.377±0.022	0.524±0.016	-0.07	3	
GJ 4346	11.21	1.034	3746	-	3746±22	dM1.1	35.2475±0.0430	8.946±0.023	0.626±0.031		1	
GJ 4359A	12.16	1.072	3711	-	3711±22	sdM1.3	34.3350±0.0220	9.839±0.021	0.432±0.021		1	Subdwarf?
GJ 4359B	12.16	1.072	3711	-	3711±22	sdM1.3	34.3350±0.0220	9.839±0.021	0.432±0.021		1	Subdwarf?
GJ 9397	11.963	1.063	3719	3713	3716±3	sdM1.3	33.3099±0.0412	9.576±0.023	0.485±0.013	-0.54		
Gl 17.1	10.394	0.970	3802	3820	3811±9	dM0.6	56.8562±0.0315	9.168±0.021	0.525±0.017			
Gl 21	10.539	1.034	3746	3710	3728±18	sdM1.2	61.8444±0.0250	9.496±0.021	0.496±0.022	-1.03	9	
Gl 56.3B	10.715	0.858	3923	3934	3928±6	dK7.8	36.4322±0.3670	8.522±0.042	0.621±0.023			
Gl 63	11.22	1.10	3685	3716	3700±16	sdM1.4	76.1309±0.0565	10.628±0.022	0.304±0.013		7	Subdwarf?
Gl 79	8.906	0.932	3833	3842	3837±5	dM0.4	90.4253±0.0480	8.687±0.021	0.637±0.017			
Gl 96	9.413	1.019	3759	3735	3747±12	dM1.1	83.7829±0.0650	9.029±0.022	0.602±0.022	+0.14	55	
Gl 118.2B	10.02	-	-	3961	3961±	dK7.6	44.3828±0.0672	8.256±0.023	0.677±0.031			
Gl 126	11.589	1.030	3749	3830	3789±51	dM0.7	39.8098±0.0259	9.589±0.021	0.444±0.037	+0.09		Subdwarf?
Gl 155.1	11.067	1.039	3741	3690	3716±26	dM1.3	56.9576±0.0453	9.845±0.022	0.428±0.023	+0.05	9	Subdwarf?
Gl 162	10.197	1.047	3734	3703	3718±15	dM1.3	71.8130±0.0431	9.478±0.021	0.506±0.020	+0.69	9	
Gl 169	8.318	0.831	3960	4096	4028±68	dK7.3	88.9622±0.0494	8.064±0.021	0.690±0.058			Binary?
Gl 172	8.627	0.849	3935	3922	3928±7	dK7.8	100.7797±0.0640	8.644±0.021	0.587±0.016			
Gl 205	7.967	1.088	3696	3712	3704±8	dM1.5	175.4287±0.0672	9.188±0.021	0.588±0.019	+0.13	58	
Gl 208	8.882	0.875	3901	3973	3937±36	dK7.7	87.4367±0.0562	8.590±0.021	0.596±0.037			
Gl 212	9.779	1.044	3736	3736	3736±1	dM1.2	81.4300±0.0487	9.333±0.021	0.530±0.012	+0.21	1	
Gl 229A	8.125	1.102	3683	3745	3714±31	dM1.3	173.6955±0.0457	9.324±0.021	0.546±0.033	-0.03	2	
Gl 239	9.602	0.943	3824	3747	3785±38	dM0.8	99.9164±0.0503	9.600±0.021	0.443±0.030			Subdwarf?
Gl 272	10.544	1.081	3703	3715	3709±12	dM1.3	58.9849±0.0420	9.398±0.022	0.531±0.020			
Gl 275.1	10.832	1.059	3723	3758	3741±19	dM1.2	42.7515±0.0404	8.987±0.022	0.618±0.028	-0.30		
Gl 277.1	10.397	1.036	3744	3793	3768±25	sdM0.9	84.6499±0.0356	10.035±0.021	0.370±0.019			Subdwarf?
Gl 281	9.614	0.923	3836	3797	3816±19	dM0.5	66.4106±0.0543	8.725±0.022	0.641±0.028			
Gl 301A	9.377	1.084	3700	3955	3828±128	dM0.4	48.0282±1.4182	7.784±0.083	0.975±0.210	+0.24		Binary?
Gl 338A	7.645	0.860	3921	3896	3908±12	dK7.9	157.8796±0.0366	8.637±0.021	0.602±0.020			
Gl 338B	7.72	0.860	3921	3840	3880±40	dM0.0	157.8851±0.0414	8.712±0.021	0.600±0.040			
Gl 353	10.221	1.014	3764	3845	3804±41	dM0.6	73.6683±0.0483	9.557±0.021	0.443±0.031			Subdwarf?
Gl 369	10.038	1.020	3758	3742	3750±8	dM1.1	76.2323±0.0475	9.449±0.021	0.495±0.016	-0.20		
Gl 429.2	12.40	1.054	3727	-	3727±22	sdM1.2	36.9232±0.0510	10.236±0.023	0.353±0.018		30	Subdwarf?
Gl 430.1	10.269	1.038	3732	3760	3746±21	dM1.1	63.1910±0.0507	9.272±0.022	0.539±0.026	+0.53	4	
Gl 438	10.35	1.085	3699	3671	3685±14	sdM1.5	90.7992±0.0353	10.140±0.021	0.388±0.015	-0.05	21	Subdwarf?
Gl 456	11.271	0.938	3828	3886	3857±29	dM0.2	34.0638±0.0827	8.932±0.025	0.556±0.032	-0.31		
Gl 458.2	10.546	0.939	3828	3844	3836±8	dM0.4	44.5245±0.0789	8.789±0.024	0.608±0.019			
Gl 459.3	10.643	1.005	3772	3806	3789±17	dM0.8	41.8403±0.0441	8.751±0.022	0.653±0.027			
Gl 471	9.684	0.936	3830	3817	3823±7	dM0.5	73.7640±0.4146	9.023±0.032	0.554±0.019			
Gl 488	8.482	0.829	3962	3891	3926±35	dK7.8	93.8820±0.0508	8.345±0.021	0.675±0.041			

Table 2:: continued.

Star	V (mag)	(R-I) _C (mag)	T_{eff}^1 (K)	T_{eff}^2 (K)	$T_{eff} \pm 3\sigma^3$ (K)	Spect. Type	π (m")	M_V (mag)	R_* (R_\odot)	[M/H]	Hi. Res. Spectra	Comments
Gl 505B	9.522	1.018	3760	3840	3800±40	dM0.7	91.1065±0.0461	9.320±0.021	0.496±0.034			
Gl 507A	9.570	1.037	3743	3652	3698±45	dM1.4	74.6102±0.2946	8.934±0.029	0.665±0.054	-0.11		
Gl 514	9.027	1.063	3719	3766	3743±23	dM1.1	131.2428±0.0543	9.617±0.021	0.461±0.023	-0.10	171	
Gl 521	10.215	1.083	3701	3694	3697±4	dM1.5	74.8051±0.0257	9.585±0.021	0.494±0.013	-0.16	36	
Gl 525	9.780	0.876	3899	3860	3879±19	dM0.0	77.4471±0.0353	9.225±0.021	0.474±0.020			
Gl 536	9.714	1.088	3696	3747	3722±25	dM1.3	96.0398±0.0872	9.626±0.022	0.471±0.025	-0.14	177	
Gl 540	10.350	1.063	3719	3754	3737±17	sdM1.2	58.1724±0.0302	9.174±0.021	0.570±0.024	-1.20	41	
Gl 606	10.492	1.078	3705	3704	3705±1	dM1.4	75.2306±0.0513	9.874±0.021	0.428±0.010	+0.18	41	
Gl 611.3	11.573	1.070	3713	3744	3729±15	dM1.2	28.5148±0.0629	8.848±0.025	0.668±0.028	-0.05		
Gl 637	11.326	1.105	3681	3714	3697±17	sdM1.5	63.4448±0.0290	10.338±0.021	0.349±0.015		18	Subdwarf?
Gl 642	10.749	0.923	3836	3921	3878±43	dM0.0	49.7925±0.0384	9.235±0.022	0.473±0.034			
Gl 649	9.662	1.078	3705	3678	3692±14	dM1.5	96.3141±0.0311	9.580±0.021	0.497±0.020	-0.14	4	
Gl 666B	8.695	1.034	3746	3840	3793±47	dM0.7	120.1791±0.4767	9.094±0.029	0.555±0.045	+0.27		
Gl 678.1A	9.334	0.978	3795	3741	3768±27	dM0.9	98.8491±0.0403	9.309±0.021	0.517±0.028			
Gl 685	9.986	1.096	3689	3780	3734±46	dM1.2	68.8254±0.0392	9.175±0.021	0.571±0.045			
Gl 709	10.296	0.992	3783	3767	3775±8	dM0.9	57.3252±0.0203	9.088±0.021	0.568±0.018			
Gl 723	11.422	1.085	3699	3691	3695±4	sdM1.5	56.3274±0.0474	10.176±0.022	0.377±0.010	-0.45	10	Subdwarf?
Gl 740	9.225	1.020	3759	3754	3756±2	dM1.0	90.0477±0.0490	8.997±0.021	0.605±0.015	+0.00		
Gl 747.4	11.32	0.797	4010	3924	3967±43	sdK7.6	42.4954±0.0336	9.462±0.022	0.386±0.027			Subdwarf?
Gl 756	11.518	1.098	3687	3718	3703±15	dM1.4	42.4277±0.0303	9.656±0.022	0.474±0.019	-0.25	2	
Gl 767A	9.998	1.127	3659	3766	3713±53	sdM1.3	71.7677±0.0559	9.278±0.022	0.558±0.049	-1.00	1	
Gl 809	8.577	1.063	3719	3714	3717±3	dM1.3	142.0341±0.0305	9.339±0.020	0.540±0.014	-0.22	3	
Gl 817	11.468	1.075	3708	3717	3713±5	dM1.3	54.6973±0.0445	10.158±0.022	0.372±0.011	-0.46	38	
Gl 835	9.924	1.034	3746	3746	3746±1	dM1.1	76.2244±0.0440	9.334±0.021	0.524±0.012	-0.17	1	
Gl 838.3B	11.482	0.970	3802	3793	3797±4	dM0.7	33.7487±0.0378	9.123±0.022	0.545±0.015			
Gl 846	9.163	0.978	3795	3778	3786±10	dM0.8	94.7419±0.1406	9.046±0.023	0.572±0.020			
Gl 855	10.708	1.052	3729	3750	3739±11	dM1.2	52.6817±0.0413	9.316±0.022	0.532±0.019		41	
Gl 863	10.339	1.068	3714	3731	3722±10	dM1.3	77.0259±0.0562	9.772±0.022	0.440±0.015		15	Subdwarf?
Gl 864	9.961	0.980	3793	3774	3783±9	dM0.8	60.4036±0.0418	8.866±0.022	0.623±0.020			
Gl 875	9.857	0.942	3825	3892	3858±34	dM0.2	68.9567±0.0539	9.050±0.022	0.526±0.032			
Gl 891	9.75	1.046	3735	3779	3757±22	dM1.0	67.0946±0.0516	8.883±0.022	0.637±0.031	-0.13		
Gl 894.1	10.922	1.030	3749	3794	3771±23	dM0.9	42.1139±0.0313	9.044±0.022	0.582±0.029			
HIP 34730	12.235	1.097	3688	-	3688±22	dM1.5	27.9890±0.0649	9.470±0.025	0.526±0.027	-0.67		
HIP 61704	11.485	0.965	3806	3799	3803±4	dM0.6	20.9087±0.0287	8.087±0.023	0.872±0.023			Binary?
HIP 65083	11.601	1.110	3676	3715	3696±19	dM1.5	44.3846±0.0526	9.837±0.023	0.440±0.020	-0.37		Subdwarf?
HIP 91724	11.6	1.097	3688	-	3688±22	dM1.5	25.1354±0.0221	8.601±0.202	0.785±0.110	+0.10		Binary?
HIP 110980	10.514	0.946	3822	3803	3812±9	dM0.5	45.0944±0.0898	8.785±0.024	0.626±0.021			
G 82-29	11.535	1.046	3735	3691	3713±22	dM1.3	38.0213±0.0484	9.435±0.023	0.519±0.026	+0.12		
G 182-37	10.96	1.046	3735	3680	3708±28	dM1.4	46.2650±0.0220	9.286±0.021	0.559±0.032	+0.37		
G 192-11A	10.255	1.076	3707	3819	3763±56	dM1.0	74.1524±0.0432	9.606±0.021	0.453±0.041			Subdwarf?
MCC 197	10.28	1.084	3700	3830	3765±65	sdM0.9	71.7677±0.0559	9.560±0.022	0.462±0.047	-1.00		
MCC 452A	11.017	1.046	3735	3771	3753±18	dM1.0	49.2062±0.0572	9.477±0.023	0.486±0.021	-0.06	5	
MCC 452B	11.152	1.046	3735	3771	3753±18	dM1.0	49.1614±0.0445	9.610±0.022	0.458±0.020	-0.06	5	
MCC 488	11.20	1.076	3707	3701	3704±3	dM1.4	39.6119±0.0439	9.189±0.022	0.588±0.016			
STKM 1-112	11.88	1.034	3746	3739	3743±3	dM1.1	28.6308±0.0506	9.164±0.024	0.568±0.015	+0.03		
STKM 1-376	11.59	0.980	3793	3691	3742±53	dM1.1	20.9971±0.0406	8.201±0.024	0.887±0.078			Binary?

Table 2:: continued.

Star	V (mag)	(R-I) _C (mag)	T_{eff}^1 (K)	T_{eff}^2 (K)	$T_{eff} \pm 3\sigma^3$ (K)	Spect. Type	π (m")	M_V (mag)	R_* (R_\odot)	[M/H]	Hi. Res. Spectra	Comments
STKM 1-497	10.59	1.112	3674	3698	3686±12	dM1.5e	37.9633±0.3662	8.487±0.041	0.829±0.039		2	PMS?
STKM 1-1497A	13.512	1.046	3735	-	3735±30	dM1.2	17.4699±0.0466	9.723±0.026	0.443±0.027			Subdwarf?
STKM 1-1497B	13.512	1.046	3735	-	3735±30	dM1.2	17.4699±0.0466	9.723±0.026	0.443±0.027			Subdwarf?
LHS 321	12.360	1.047	3734	-	3734±22	dM1.2	30.1278±0.1384	9.755±0.030	0.437±0.023			Subdwarf?
LHS 1637	11.68	1.097	3688	3704	3696±8	dM1.5	30.9958±0.0432	9.137±0.023	0.608±0.020	-0.38		
LHS 2329	12.15	1.070	3713	-	3713±22	dM1.3	31.6083±0.0314	9.649±0.022	0.471±0.023			
LHS 3166	12.977	1.046	3735	-	3735±22	dM1.2	23.7238±0.0203	9.853±0.022	0.418±0.020			Subdwarf?
LHS 3214	11.863	1.046	3735	3728	3732±4	dM1.2	33.1218±0.0217	9.464±0.021	0.501±0.014	-0.11		
LHS 3519	12.834	1.050	3731	-	3731±22	dM1.2	24.8879±0.0354	9.814±0.023	0.427±0.021			Subdwarf?
LHS 3943	12.070	1.065	3717	3685	3701±16	dM1.4	27.7006±0.0694	9.282±0.025	0.565±0.025			
LDS 3000A	12.381	1.097	3688	-	3688±22	dM1.5	20.7130±0.0706	8.962±0.027	0.664±0.035			
LDS 3315A	13.71	1.072	3711	-	3711±30	dM1.3	15.0618±0.1519	9.599±0.042	0.483±0.033			
LDS 3315B	14.03	1.072	3711	-	3711±30	sdM1.3	15.3218±0.0411	9.957±0.026	0.409±0.025			Subdwarf?
LP 437-54	15.22	1.135	3651	3851	3751±100	dM1.0	6.7792±0.0345	9.376±0.031	0.511±0.078	-0.47		
L 1298-82	10.84	1.046	3734	3708	3721±13	dM1.3	36.1378±0.0381	8.630±0.022	0.745±0.029			Binary?
dM2 sample												
GJ					±	dM	±	±	±			
GJ 1009	11.153	1.217	3571	3587	3579±8	dM2.3	55.3900±0.0379	9.870±0.021	0.496±0.017			
GJ 1010A	11.325	1.148	3638	3592	3615±23	dM2.1	52.2518±0.0209	9.916±0.021	0.466±0.024	+0.01	1	
GJ 1051	11.914	1.103	3683	3586	3634±48	dM1.9	46.8824±0.0611	10.269±0.023	0.387±0.032	-0.31	5	
GJ 1062	13.015	1.184	3602	-	3602±30	sdM2.1	61.8726±0.0499	11.972±0.022	0.184±0.011			Subdwarf?
GJ 1114	11.523	1.148	3638	3519	3578±59	sdM2.3	59.7215±0.0581	10.404±0.022	0.389±0.038	-0.51	4	
GJ 1141A	11.493	1.084	3700	3665	3683±18	dM1.6	38.9589±0.0621	9.446±0.023	0.535±0.024			
GJ 1141B	11.623	1.123	3663	3637	3650±13	dM1.8	38.9784±0.0617	9.577±0.023	0.523±0.021			
GJ 1248	12.142	1.224	3565	3436	3501±64	sdM2.7	75.3873±0.0597	11.528±0.022	0.254±0.027	-0.34		Subdwarf?
GJ 1264	9.641	1.112	3674	3694	3684±10	PMS M1.6e	60.4905±0.3353	8.549±0.032	0.807±0.032		3	
GJ 1266	12.045	1.174	3612	3572	3592±20	dM2.2	43.7721±0.0262	10.251±0.021	0.410±0.020		2	
GJ 1274	11.72	1.186	3600	-	3600±30	dM2.1	51.8108±0.1092	10.292±0.025	0.399±0.025		1	
GJ 2066	10.109	1.227	3562	3546	3554±8	dM2.4e	111.8419±0.0534	10.352±0.021	0.409±0.014	-0.12	1	
GJ 2085	11.185	1.058	3724	3592	3658±66	dM1.8	49.6262±0.0385	9.664±0.022	0.498±0.053			
GJ 2116	13.10	1.129	3657	3600	3628±28	sdM2.0	42.8010±0.0408	11.257±0.022	0.248±0.014	-0.60	1	
GJ 3014	11.015	1.184	3602	3607	3605±2	dM2.1	51.9505±0.0270	9.593±0.021	0.547±0.014	+0.99	5	
GJ 3023	11.525	1.155	3631	3602	3617±15	dM2.1	43.7264±0.0400	9.729±0.022	0.507±0.021	+0.18	2	
GJ 3084	10.791	1.064	3718	3620	3669±49	dM1.7	55.2084±0.0527	9.501±0.022	0.530±0.044	-0.29	2	
GJ 3098	11.155	1.114	3672	3582	3627±45	dM2.0	53.7324±0.0354	9.806±0.021	0.483±0.038	-0.36	12	
GJ 3103	11.562	1.188	3598	3570	3584±14	dM2.2	48.2229±0.0951	9.978±0.024	0.470±0.020	+0.11		
GJ 3207	11.51	1.160	3626	3445	3535±90	dM2.5	44.3268±0.0296	9.743±0.021	0.554±0.078	-0.11	6	Binary?
GJ 3215	11.779	1.148	3638	3525	3581±56	dM2.3	46.0534±0.0499	10.095±0.022	0.446±0.042		1	
GJ 3218	11.314	1.224	3565	3670	3618±53	dM2.0	58.0400±0.0515	10.133±0.022	0.420±0.038	-0.47		
GJ 3248	11.03	1.135	3651	3581	3616±35	dM2.1	62.7050±0.0283	10.017±0.021	0.444±0.030	+1.08	2	
GJ 3256	11.225	1.212	3575	3699	3637±62	dM1.9	47.3869±0.0638	9.603±0.023	0.525±0.053	-0.12		
GJ 3307	11.228	1.135	3651	3595	3623±28	dM2.0	41.8298±0.1755	9.335±0.029	0.603±0.037	+0.84		
GJ 3321	11.291	1.097	3688	3645	3667±21	dM1.7	53.0273±0.0396	9.913±0.022	0.439±0.021	+0.01	1	
GJ 3331	10.41	1.148	3638	3685	3662±23	dM1.7	50.3080±0.0357	8.918±0.022	0.699±0.036			Triple system
GJ 3340	11.542	1.070	3713	3653	3683±30	dM1.6	46.4015±0.0854	9.875±0.024	0.439±0.027		2	
GJ 3385	11.36	1.134	3652	3640	3646±6	dM1.9	37.3371±0.3689	9.221±0.041	0.619±0.025		1	Binary?
GJ 3395	11.077	1.072	3711	3599	3655±56	dM1.8	48.3803±0.0364	9.500±0.022	0.539±0.050		1	
GJ 3414	12.435	1.199	3587	3380	3484±104	dM2.8	46.5826±0.0540	10.776±0.023	0.370±0.091		1	Subdwarf?
GJ 3425	11.165	1.123	3663	3674	3669±5	dM1.7	52.6548±0.1049	9.772±0.024	0.468±0.014	+0.75	1	

Table 2:: continued.

Star	V (mag)	(R-I) _C (mag)	T_{eff}^1 (K)	T_{eff}^2 (K)	$T_{eff} \pm 3\sigma^3$ (K)	Spect. Type	π (m")	M_V (mag)	R_* (R_\odot)	[M/H]	Hi. Res. Spectra	Comments
GJ 3440	11.75	1.148	3638	3530	3584±54	dM2.2	36.4088±0.0876	9.556±0.025	0.570±0.054		28	
GJ 3462	11.305	1.115	3671	3641	3656±15	dM1.8	30.8479±0.0540	8.751±0.024	0.760±0.032	-0.25	1	Binary?
GJ 3536	11.92	1.123	3663	3536	3600±63	dM2.1	38.5 ±9.2	9.847±0.485	0.490±0.179	-0.11		
GJ 3543	10.55	1.186	3600	3698	3649±49	dM2.1	74.3573±0.0398	9.907±0.021	0.450±0.038	-0.08	103	
GJ 3560	11.929	1.237	3553	3554	3553±1	dM2.4	50.3508±0.0471	10.439±0.022	0.394±0.010	+1.21		
GJ 3649	10.81	1.123	3663	-	3663±30	sdM1.7	59.9389±0.0527	9.699±0.022	0.487±0.029	-1.11		Binary?
GJ 3671	11.166	1.106	3680	-	3680±30	sdM1.6	54.7349±0.0545	9.857±0.022	0.444±0.027	-0.54		
GJ 3695	11.867	1.186	3600	3635	3617±18	dM2.0	39.5898±0.1050	9.855±0.026	0.478±0.023	+0.03		
GJ 3714	11.362	1.123	3663	3652	3658±6	dM1.8	31.7979±0.3252	8.874±0.042	0.716±0.029	+0.56		Binary?
GJ 3778	11.9	1.186	3600	3493	3546±53	dM2.5	43.3772±0.0484	10.086±0.202	0.467±0.087		18	
GJ 3809	11.195	1.199	3587	3591	3589±2	sdM2.2	55.7827±0.7529	9.927±0.049	0.478±0.019	-0.73		
GJ 3823	12.15	1.216	3572	3514	3543±29	dM2.5	55.4066±0.0625	10.868±0.022	0.327±0.020	-0.33		Subdwarf?
GJ 3826	11.551	1.084	3700	3616	3658±42	dM1.8	43.2202±0.2319	9.729±0.032	0.483±0.039		1	
GJ 3890	10.982	1.119	3667	3663	3665±2	dM1.7	58.4575±0.0296	9.816±0.021	0.460±0.012	-0.05		
GJ 3915	11.65	1.132	3654	3578	3616±38	dM2.1	37.4001±0.8200	9.514±0.067	0.560±0.052	-0.46	5	Binary?
GJ 3920	12.046	1.237	3553	3502	3528±26	dM2.6	47.4734±0.0301	10.428±0.021	0.408±0.023		1	
GJ 3968	11.519	1.186	3600	3620	3610±10	sdM2.1	46.5739±0.0391	9.860±0.022	0.481±0.017	-1.08		Binary?
GJ 3973	10.914	1.123	3663	3690	3676±14	dM1.6	52.7356±0.0506	9.525±0.022	0.520±0.021	-0.07		
GJ 4091A	12.720	1.186	3600	3667	3634±34	dM1.9	23.6502±0.0712	9.589±0.027	0.530±0.036	+0.14	1	
GJ 4091B	12.720	1.186	3600	3667	3634±34	dM1.9	23.6502±0.0712	9.589±0.027	0.530±0.036	+0.14	1	
GJ 4099	11.345	1.135	3651	3631	3641±10	dM1.9	36.0339±0.1196	9.129±0.027	0.650±0.025	+0.41	1	
GJ 4155	12.10	1.184	3602	3567	3584±17	dM2.3	44 ±8	10.317±0.383	0.402±0.094	-0.11	1	
GJ 4170	11.640	1.097	3688	3556	3622±66	dM2.0	45.8242±0.2330	9.945±0.031	0.456±0.051	-0.38	1	
GJ 4249	12.098	1.223	3566	-	3566±30	dM2.3	47.6632±0.0909	10.489±0.024	0.379±0.024			
GJ 4308	11.559	1.110	3676	-	3676±30	dM1.6	50.7782±0.0635	10.087±0.023	0.401±0.024			
GJ 4309	11.592	1.123	3663	-	3663±30	dM1.7	50.7570±0.0453	10.119±0.022	0.401±0.024			
GJ 4311	11.78	1.212	3575	-	3575±30	dM2.3	55.3014±0.0459	10.494±0.022	0.374±0.023		1	Subdwarf?
GJ 4352	11.314	1.224	3565	-	3565±30	dM2.3	76.0557±0.0679	10.720±0.022	0.341±0.021			Subdwarf?
GJ 9050	11.803	1.223	3566	3546	3556±10	dM2.4	42.0987±0.0568	9.924±0.023	0.497±0.019	+0.01		
GJ 9201	12.145	1.186	3600	3513	3556±43	dM2.4	33.4805±0.0267	9.769±0.022	0.534±0.042		22	
GJ 9381	11.56	1.148	3638	3614	3626±12	dM2.0	39.1208±0.0476	9.522±0.023	0.552±0.021	-0.26	1	
GJ 9428	11.725	1.142	3644	3625	3635±10	dM1.9	38.2410±0.6800	9.638±0.058	0.518±0.028	-0.11		
GJ 9520	10.003	1.175	3611	-	3611±30	dM2.1	87.3783±0.0493	9.710±0.021	0.515±0.031		9	
GJ 9674	11.835	1.097	3688	3645	3667±21	dM1.7	39.4015±0.0311	9.813±0.022	0.460±0.022		1	
Gl 1	8.560	1.166	3620	3537	3578±41	dM2.3	230.1331±0.0600	10.370±0.021	0.395±0.030	-0.45	74	
GL 2	9.949	1.112	3674	3623	3648±25	dM1.8	86.9567±0.0407	9.646±0.021	0.508±0.027	-0.00	10	
Gl 15A	8.13	1.130	3656	3632	3644±12	sdM1.9	280.7866±0.0519	10.372±0.020	0.365±0.014	-0.82	38	
Gl 16	10.864	1.148	3638	3691	3664±27	dM1.7	59.5952±0.0950	9.740±0.023	0.477±0.027		2	
GL 27.1	11.401	1.078	3705	3610	3658±48	dM1.8	42.3328±0.0456	9.534±0.022	0.529±0.044	+0.26	28	
Gl 29.1A	11.146	1.136	3650	3658	3654±4	dM1.8e	46.0337±0.0542	9.461±0.023	0.549±0.016	+0.14		
Gl 29.1B	11.146	1.136	3650	3658	3654±4	dM1.8e	46.0337±0.0542	9.461±0.023	0.549±0.016	+0.14		
Gl 43	12.37	1.186	3600	3568	3584±16	dM2.2	33.5361±0.0316	9.998±0.022	0.465±0.020		17	
Gl 49	9.564	1.148	3638	3649	3643±6	dM1.9	101.4650±0.0335	9.596±0.021	0.523±0.016	+0.08	4	
Gl 56.2	11.684	1.229	3560	3716	3638±78	dM1.9	20.0402±0.4931	8.194±0.073	1.003±0.149	+0.16		PMS?
Gl 78	11.791	1.210	3577	3580	3579±1	dM2.3	58.1554±0.0521	10.614±0.022	0.352±0.009	-0.24		Subdwarf?
Gl 85	11.55	-	-	3487	3487±30	dM2.8	81.2409±0.0319	11.099±0.021	0.317±0.027		10	Subdwarf?
Gl 87	10.042	1.127	3659	3592	3625±33	dM2.0	95.1619±0.0413	9.934±0.021	0.457±0.029	-0.34	96	
Gl 91	10.324	1.175	3611	3663	3637±26	dM1.9	78.1936±0.0372	9.790±0.021	0.481±0.027	-0.49	27	
Gl 104	10.642	1.213	3574	3592	3583±9	dM2.2	71.1607±0.0684	9.903±0.022	0.487±0.017	-0.31	1	
Gl 107B	9.987	1.160	3626	3632	3629±3	dM2.0	89.6955±0.3006	9.751±0.027	0.495±0.015			
GL 114.1A	10.717	1.181	3605	3607	3606±1	dM2.1	75.7188±0.0240	10.113±0.021	0.430±0.011	+0.27	1	
Gl 125	10.164	1.199	3587	3515	3551±36	dM2.4	57.1088±0.8198	8.948±0.051	0.785±0.066		1	Binary?

Table 2:: continued.

Star	V (mag)	(R-I) _C (mag)	T_{eff}^1 (K)	T_{eff}^2 (K)	$T_{eff} \pm 3\sigma^3$ (K)	Spect. Type	π (m")	M_V (mag)	R_* (R_\odot)	[M/H]	Hi. Res. Spectra	Comments
Gl 130	11.51	1.160	3626	3561	3593±32	sdM2.2	69.4776±0.0696	10.719±0.022	0.330±0.021	-0.03		Subdwarf?
Gl 130.1A	10.76	1.212	3575	3598	3586±12	dM2.2	73.7645±0.0442	10.099±0.021	0.443±0.017	+1.27	1	
Gl 130.1B	10.76	1.212	3575	3598	3586±12	dM2.2	73.7407±0.0417	10.099±0.021	0.443±0.017	+1.27	1	
Gl 133	11.21	1.208	3579	3456	3517±61	dM2.6	71.7575±0.0400	10.489±0.021	0.401±0.041		7	
Gl 134	10.29	1.124	3662	3608	3635±27	dM1.9	62.5647±0.0720	9.272±0.022	0.613±0.035	+0.53	6	
Gl 140A	11.175	1.160	3626	3599	3612±13	dM2.1	48.0921±0.0617	9.585±0.023	0.545±0.022		2	
Gl 140B	11.175	1.160	3626	3599	3612±13	dM2.1	48.4516±0.0677	9.602±0.023	0.762±0.022		2	
Gl 150.1B	10.763	1.112	3674	3626	3650±24	dM1.8	58.0070±0.0457	9.580±0.022	0.522±0.028	-0.03	3	
Gl 153B	10.79	1.160	3626	3570	3598±28	dM2.2	52.3391±0.6475	9.384±0.047	0.607±0.043	+0.04	2	
Gl 153C	10.79	1.160	3626	3570	3598±28	dM2.2	52.3391±0.6475	9.384±0.047	0.607±0.043	+0.04	2	
Gl 155.3	12.135	1.186	3600	3566	3583±17	dM2.2	39.1709±0.0386	10.100±0.022	0.445±0.020		18	
Gl 173	10.331	1.196	3590	3709	3649±60	dM1.8	89.1708±0.0313	10.082±0.021	0.415±0.041	+0.05	25	
Gl 176	9.972	1.250	3542	3599	3570±29	dM2.3	105.5627±0.0700	10.090±0.021	0.453±0.027	+0.05	23	
Gl 180	10.902	1.240	3551	3526	3538±12	dM2.5	83.7182±0.0313	10.516±0.021	0.387±0.015	-0.20		
Gl 191	8.853	1.058	3724	3596	3660±64	sdM1.7	254.2263±0.0262	10.879±0.020	0.284±0.029	-0.80	22	
Gl 195A	10.130	1.174	3612	3623	3618±5	dM2.0	75.0151±0.0406	9.506±0.021	0.561±0.017	-0.24		
Gl 218	10.736	1.151	3635	3533	3584±51	dM2.2	68.9811±0.0258	9.930±0.021	0.480±0.042		13	
Gl 220	10.829	1.137	3649	3701	3675±26	dM1.6	59. ±7.	9.683±0.263	0.484±0.087	-0.15	1	
Gl 289	11.418	1.151	3635	3586	3610±24	sdM2.1	68.0346±0.0438	10.582±0.021	0.345±0.018	-0.31	5	Subdwarf?
Gl 330	10.593	1.100	3685	3542	3613±72	dM2.1	58.4208±0.9079	9.426±0.053	0.585±0.077		1	
Gl 333	12.28	1.161	3625	3629	3627±2	sdM2.0	47.8960±0.0434	10.681±0.022	0.323±0.008		11	Subdwarf?
Gl 361	10.370	1.208	3579	3520	3549±29	dM2.4	86.5522±0.0430	10.056±0.021	0.472±0.029	-0.11	85	
Gl 366	10.635	1.112	3674	3588	3631±43	dM1.9	63.3142±0.0302	9.643±0.021	0.519±0.040			
Gl 367	9.979	1.193	3593	3612	3603±10	sdM2.1	106.2112±0.0317	10.110±0.021	0.432±0.015	-0.54		
Gl 378	10.11	1.256	3537	3590	3563±27	dM2.4	66.8407±0.0322	9.235±0.021	0.678±0.039		5	Binary?
Gl 382	9.264	1.184	3602	3617	3609±8	dM2.1	129.7887±0.0838	9.830±0.021	0.488±0.016	+0.06	39	
Gl 390	10.139	1.116	3670	3592	3631±39	dM1.9	78.0003±0.0982	9.599±0.023	0.529±0.038	-0.03	35	
Gl 411	7.508	1.184	3602	3618	3610±8	dM2.1	392.64 ±0.67	10.478±0.024	0.362±0.013	-0.31	63	Subdwarf?
Gl 412A	8.798	1.092	3692	3597	3644±47	sdM1.9	204.0592±0.1687	10.347±0.022	0.370±0.030	-0.58		
Gl 413.1	10.448	1.231	3559	3551	3555±4	dM2.4	92.7821±0.0538	10.285±0.021	0.422±0.012	-0.11		
Gl 414B	10.069	1.171	3615	3624	3620±5	sdM2.0	84.1971±0.0579	9.695±0.021	0.513±0.015	-0.78		Binary?
Gl 433	9.813	1.160	3626	3543	3584±41	dM2.2	110.2908±0.0444	10.026±0.021	0.459±0.034	-0.17	199	
Gl 450	9.762	1.136	3650	3678	3664±14	dM1.7	114.1376±0.0390	10.049±0.021	0.414±0.016	-0.11	7	
Gl 476	11.408	1.229	3560	3551	3555±5	sdM2.4	55.0431±0.0459	10.112±0.022	0.457±0.014	-0.86		
Gl 477	11.092	1.190	3596	3592	3594±2	dM2.2	48.2102±0.5963	9.508±0.047	0.576±0.022		16	
Gl 489A	9.118	1.161	3625	-	3625±30	dM2.0	39.0038±0.3925	7.074±0.042	1.706±0.120	-0.09		PMS?
Gl 490A	10.57	1.088	3696	3592	3644±52	dM1.9e	46.8354±0.2763	8.923±0.033	0.712±0.067	+0.07		PMS?
Gl 494A	10.510	1.112	3674	3653	3663±10	dM1.7e	86.8570±0.1515	10.204±0.024	0.386±0.014	+0.12	1	
Gl 494B	10.510	1.112	3674	3653	3663±10	dM1.7e	86.8570±0.1515	10.204±0.024	0.386±0.014	+0.12	1	
Gl 507.1	10.617	1.160	3626	3689	3657±32	dM1.8	59.3075±0.0328	9.483±0.021	0.542±0.034	+0.38	7	
Gl 508.2	10.66	1.100	3685	3591	3638±47	dM1.9	60.0765±0.0424	9.554±0.022	0.536±0.044	-0.31	9	
Gl 510	11.015	1.172	3614	3520	3567±47	dM2.3	64.9851±0.0534	10.079±0.022	0.457±0.038	-0.13	48	
Gl 526	8.464	1.136	3650	3580	3615±35	dM2.0	183.9836±0.0509	9.788±0.021	0.494±0.033	-0.14	33	
Gl 533.1	11.725	1.135	3651	3632	3642±10	dM1.9	34.9149±0.2443	9.440±0.035	0.562±0.024		1	
Gl 537A	9.91	1.076	3707	3562	3634±72	dM1.9	89.3872±0.0661	9.666±0.022	0.511±0.058			
Gl 537B	9.91	1.076	3707	3562	3634±72	dM1.9	89.3822±0.0557	9.666±0.021	0.511±0.058			
Gl 552	10.676	1.208	3579	3607	3593±14	SdM2.2	70.1774±0.0505	9.907±0.022	0.480±0.020	-0.80	17	
Gl 563	12.105	1.105	3681	3635	3658±23	dM1.8	37.0677±0.0521	9.950±0.023	0.436±0.023	-0.15		
Gl 563.2A	11.656	1.124	3662	3665	3663±2	dM1.7	48.2709±0.0423	10.074±0.022	0.410±0.011	-0.36		
Gl 563.2B	12.066	1.196	3590	3595	3592±3	dM2.2	48.2743±0.0849	10.485±0.024	0.368±0.011	-0.36		
Gl 570B	8.067	1.135	3651	3645	3648±3	dM1.8	170.0112±0.0851	9.219±0.021	0.618±0.017	-0.04	359	Binary?
Gl 596B	12.400	1.110	3676	-	3676±30	dM1.6	23.1211±0.0409	9.220±0.024	0.598±0.036	-0.44		Binary?
Gl 616.2	9.715	1.169	3617	3596	3607±11	PMS M2.1	49.3521±0.2170	8.182±0.030	1.046±0.043	-0.64	1	PMS

Table 2:: continued.

Star	V (mag)	(R-I) _C (mag)	T_{eff}^1 (K)	T_{eff}^2 (K)	$T_{eff} \pm 3\sigma^3$ (K)	Spect. Type	π (m")	M_V (mag)	R_* (R_\odot)	[M/H]	Hi. Res. Spectra	Comments
Gl 618.4	11.783	1.156	3630	3606	3618±12	dM2.0	42.2851±0.0556	9.914±0.023	0.465±0.018		?	
Gl 625	10.123	1.241	3550	3603	3576±27	sdM2.3e	154.4710±0.0273	11.067±0.020	0.287±0.016	-0.14	1	Subdwarf?
Gl 629.3	12.42	1.190	3596	3525	3560±35	dM2.4	46. ±10.	10.734±0.447	0.341±0.102		18	Subdwarf?
Gl 634	11.58	1.184	3602	3474	3538±64	dM2.5	63.5054±0.0638	10.594±0.022	0.373±0.040		31	
Gl 637	11.343	1.140	3646	3580	3613±33	dM2.1	63.4448±0.0290	10.355±0.021	0.382±0.025	+0.83	9	
Gl 645	11.44	1.122	3664	3703	3683±20	dM1.6	49.3015±0.0436	9.904±0.022	0.433±0.021			
Gl 654A	10.824	1.172	3614	3505	3559±54	dM2.4	95.6369±0.0590	10.727±0.021	0.342±0.032	-0.38	123	Subdwarf?
Gl 654B	10.824	1.172	3614	3505	3559±54	dM2.4	95.6369±0.0590	10.727±0.021	0.342±0.032	-0.38	123	Subdwarf?
Gl 667C	10.230	1.218	3570	3600	3585±15	sdM2.2	138.0171±0.0918	10.930±0.021	0.303±0.013	-0.55		
Gl 672.1	11.635	1.119	3667	3590	3628±38	dM2.0	45.5127±0.0469	9.926±0.022	0.457±0.032	-0.13	17	
Gl 686	9.599	1.112	3674	3597	3635±38	dM1.9	122.5609±0.0346	10.041±0.021	0.430±0.030	-0.34	89	
Gl 701	9.367	1.100	3685	3664	3674±10	dM1.6	129.3922±0.0613	9.927±0.021	0.433±0.015	-0.31	117	
Gl 724	10.630	1.088	3696	3588	3642±54	dM1.9	58.9132±0.0483	9.481±0.022	0.552±0.050	+0.21	14	
Gl 737B	10.13	1.094	3691	3618	3654±36	dM1.8	81.1583±0.0779	9.677±0.022	0.497±0.034			
Gl 745A	10.774	1.233	3557	3531	3544±13	sdM2.4	113.3401±0.1013	11.046±0.022	0.301±0.012	-0.31	1	Subdwarf?
Gl 745B	10.771	1.219	3569	3531	3550±19	sdM2.4	113.2063±0.0460	11.040±0.021	0.300±0.014	-0.31	1	Subdwarf?
Gl 781	11.975	1.064	3718	3566	3642±76	sdM1.9e	60.3913±0.0343	10.880±0.021	0.290±0.035	-0.88		
Gl 800A	10.735	1.100	3685	3590	3637±47	dM1.9	52.4920±0.0449	9.335±0.022	0.594±0.049	-0.06	9	
Gl 803	8.794	1.100	3685	3673	3679±6	dM1.6e	102.8295±0.0486	8.855±0.021	0.705±0.021	+0.10	24	PMS
Gl 806	10.79	1.199	3587	3565	3576±11	dM2.3	82.9968±0.0296	10.385±0.021	0.393±0.015	-0.12	40	
Gl 808	11.86	1.184	3602	3448	3525±77	dM2.6	58.8020±0.0295	10.707±0.021	0.360±0.045		4	Subdwarf?
Gl 812A	11.893	1.140	3646	3399	3522±123	dM2.6	62.2541±0.0958	10.864±0.023	0.336±0.064	+0.12		Subdwarf?
Gl 813	12.013	1.231	3559	3455	3507±52	sdM2.7	69.3112±0.0676	11.217±0.022	0.291±0.027	-0.32	1	Subdwarf?
Gl 815A	10.798	1.184	3602	3508	3555±47	dM2.4e	66.8056±0.0926	9.922±0.023	0.499±0.042	-0.20	1	
Gl 815B	10.798	1.184	3602	3508	3555±47	dM2.4e	66.8056±0.0926	9.922±0.023	0.499±0.042	-0.20	1	
Gl 821	10.869	1.116	3670	3559	3614±55	dM2.1	84.7044±0.0685	10.509±0.022	0.355±0.033	-0.45	107	Subdwarf?
Gl 832	8.663	1.196	3590	3475	3532±57	dM2.5	201.4073±0.0429	10.183±0.020	0.454±0.018	-0.24	66	
Gl 838.6	12.002	1.237	3553	-	3553±30	dM2.4	64.3588±0.0351	11.045±0.021	0.298±0.020			Subdwarf?
Gl 842	9.737	1.039	3741	3613	3677±64	dM1.6	86.5180±0.0368	9.423±0.021	0.544±0.056		23	
Gl 851	10.221	1.237	3553	-	3553±30	dM2.4	86.2883±0.0433	9.901±0.021	0.505±0.031			
Gl 865	11.483	1.170	3616	3396	3506±110	dM2.7	75.87 ±5.83	10.883±0.181	0.339±0.088	-0.10		Subdwarf?
Gl 867A	9.079	1.196	3590	3658	3623±35	dM2.0e	112.3669±0.0834	9.332±0.022	0.604±0.040		2	Binary?
Gl 867BA	12.18	1.196	3590	3658	3623±35	dM2.0e	113.1171±0.0728	12.448±0.021	0.144±0.010		3	
Gl 867BB	12.18	1.196	3590	3658	3623±35	dM2.0e	113.1171±0.0728	12.448±0.021	0.144±0.010		3	
Gl 880	8.657	1.125	3661	3614	3622±8	dM2.0	145.6107±0.0388	9.473±0.021	0.567±0.019		110	
Gl 887	7.351	1.088	3696	3628	3662±34	dM1.7	304.2190±0.0451	9.767±0.020	0.473±0.030		88	
Gl 895	10.033	1.117	3669	3656	3662±6	dM1.7	75.5654±0.0333	9.425±0.021	0.553±0.017		3	
Gl 901	13.105	1.157	3629	-	3629±30	sdM2.0	40.3336±0.0518	11.133±0.023	0.262±0.016		1	Subdwarf?
Gl 908	8.993	1.117	3669	3640	3654±14	sdM1.8	169.3585±0.0595	10.137±0.021	0.402±0.016	-0.57	122	
STKM 1-265	12.220	1.186	3600	3717	3659±59	dM1.7	28.2136±0.0631	9.472±0.025	0.543±0.053	+0.25	2	
STKM 1-474	10.385	1.135	3651	3633	3642±9	M1.9III	1.3616±0.0646	1.055±0.121	26.727±2.209		1	
STKM 1-555	10.975	1.110	3676	3679	3678±2	M1.6III	0.8524±0.0362	0.628±0.110	31.207±2.129		1	
STKM 1-633	12.444	1.148	3638	-	3638±30	dM1.9	23.1904±0.0631	9.271±0.026	0.611±0.038			Binary?
STKM 1-724B	12.23	1.123	3663	-	3663±30	sdM1.7	25.7756±0.0514	9.286±0.024	0.589±0.036			
STKM 1-828	12.783	1.161	3625	3650	3638±12	dM1.9	33.8184±0.0911	10.429±0.026	0.358±0.014	-1.05		
STKM 1-873	12.46	1.148	3638	3537	3588±50	dM2.2	36.3423±0.0439	10.262±0.023	0.410±0.036	-0.24		
STKM 1-928	10.85	1.136	3650	3713	3681±62	dM1.6	59.9389±0.0527	9.739±0.022	0.468±0.047		2	
STKM 1-1264	12.315	1.148	3638	3638	3638±1	dM1.9	19.0322±0.1398	8.712±0.036	0.790±0.025	+0.14		Binary?
HIP 263	12.037	1.110	3676	3655	3665±10	dM1.7	34.8918±0.0927	9.751±0.026	0.475±0.018	-0.19		
HIP 15401	12.279	1.097	3688	3626	3657±31	dM1.8	28.3222±0.0524	9.540±0.024	0.528±0.033	-0.25	1	
HIP 39402	11.358	1.148	3638	3670	3654±16	dM1.8	31.87 ±3.39	8.875±0.240	0.719±0.110		1	Binary?
HIP 48509	12.023	1.123	3663	3617	3640±23	dM1.9	39.6039±0.0327	10.012±0.022	0.433±0.022			
HIP 117461	12.609	1.098	3687	3581	3634±53	dM1.9	21.0791±0.0475	9.228±0.025	0.626±0.057	-0.06		

Table 2:: continued.

Star	V (mag)	(R-I) _C (mag)	T_{eff}^1 (K)	T_{eff}^2 (K)	$T_{eff} \pm 3\sigma^3$ (K)	Spect. Type	π (m")	M_V (mag)	R_* (R_\odot)	[M/H]	Hi. Res. Spectra	Comments
VB 12	16.46	1.12	3665	3500	3582±82	sdM3	15.8988±0.0634	12.467±0.029	0.150±0.020	-1.43	3	
LP 97-674A	12.479	1.110	3676	3687	3682±6	dM1.6	35.1609±0.0277	10.209±0.022	0.377±0.011	-0.32		
LP 97-674B	12.479	1.110	3676	3687	3682±6	dM1.6	35.2634±0.0283	10.216±0.022	0.376±0.011	-0.32		
LP 300-80	13.86	1.199	3587	-	3587±30	dM2.2	16.8188±0.1325	9.989±0.037	0.466±0.032			
LP 333-29	12.538	1.251	3541	3509	3525±16	sdM2.6	35.3210±0.0381	10.278±0.022	0.438±0.020	-0.67		
LP 381-40	13.08	1.186	3600	-	3600±30	dM2.1	19.6454±0.0585	9.546±0.026	0.562±0.036			
LP 494-80	13.79	1.135	3651	-	3651±30	dM1.8	12.5123±0.0453	9.277±0.028	0.600±0.038			
LP 553-74	14.13	1.237	3553	-	3553±30	dM2.4	15.8499±0.0394	10.130±0.025	0.454±0.029			
LHS 272	13.161	1.246	3546	3500	3523±23	sdM2.6	74.5686±0.0440	12.524±0.021	0.156±0.008			Subdwarf?
LHS 276	11.90	1.044	3736	3587	3662±74	dM1.7	36.4522±0.0793	9.709±0.025	0.486±0.057	-0.97		
LHS 1155	12.65	1.196	3590	3413	3501±88	dM2.7	36.4386±0.0281	10.458±0.022	0.415±0.058		?	
LHS 1353	12.72	1.193	3593	3545	3569±24	sdM2.3	59.8319±0.0790	11.605±0.023	0.226±0.012	-0.27		Subdwarf?
LHS 1354	15.05	1.193	3593	3545	3569±24	sdM?	59.8828±0.0509	13.937±0.022	0.077±0.004	-0.27		
LHS 1380	11.638	1.059	3723	3579	3651±72	dM1.8	36.5391±0.0338	9.452±0.022	0.553±0.063			
LHS 1566	13.810	1.224	3565	-	3565±30	sdM2.3	28.5046±0.0752	11.085±0.026	0.288±0.018	-0.11		Subdwarf?
LHS 1854	15.03	1.199	3587	-	3587±30	dM2.2	-	±	±			
LHS 1871	13.95	1.151	3635	-	3635±30	sdM1.9	18.7798±0.1022	10.318±0.032	0.378±0.025			
LHS 1907	14.515	1.110	3676	-	3676±30	dM1.6	12.1798±0.0456	9.943±0.028	0.429±0.027			
LHS 2121	12.274	1.172	3614	3627	3621±7	dM2.0	30.4160±0.1247	9.690±0.029	0.514±0.018	-0.12		
LHS 2129	13.41	1.202	3584	-	3584±30	dM2.2	28.2727±0.0471	10.667±0.024	0.342±0.021			Subdwarf?
LHS 2238	13.63	1.186	3600	-	3600±30	sdM2.1	31.7196±0.1161	11.137±0.028	0.270±0.017			Subdwarf?
LHS 2383	12.773	1.170	3616	-	3616±30	sdM2.1	42.6258±0.0501	10.921±0.023	0.293±0.018			Subdwarf?
LHS 2420	12.475	1.237	3553	3557	3555±3	dM2.4	35.4805±0.0563	10.225±0.023	0.434±0.013	-0.31		
LHS 2439	11.92	1.174	3612	3578	3595±17	dM2.2	35.6955±0.0294	9.683±0.022	0.531±0.024	+0.58		
LHS 2518	13.262	1.233	3557	-	3557±30	dM2.4	27.7727±0.0542	10.480±0.024	0.385±0.024			Subdwarf?
LHS 3050	14.770	1.148	3638	-	3638±30	sdM1.9	28.7223±0.0611	12.061±0.025	0.169±0.010			Subdwarf?
LHS 3141	14.259	1.211	3576	-	3576±30	sdM2.3	26.4396±0.1935	11.370±0.036	0.250±0.017	+0.16		Subdwarf?
LHS 3258A	12.671	1.110	3676	3648	3662±14	sdM1.7	37.1037±0.0266	10.518±0.022	0.334±0.013		1	Subdwarf?
LHS 3258B	12.671	1.110	3676	3648	3662±14	sdM1.7	37.1037±0.0266	10.518±0.022	0.334±0.013		1	Subdwarf?
LHS 3334	15.050	1.194	3592	-	3592±30	sdM2.2	17.5697±0.0258	11.274±0.023	0.256±0.016			Subdwarf?
LHS 3402	11.585	1.110	3676	3689	3683±6	dM1.6	41.7891±0.0328	9.690±0.022	0.478±0.014	-0.47	1	
LHS 3621	12.810	1.134	3652	-	3652±30	dM1.8	25.0913±0.0355	9.808±0.023	0.469±0.029			
LDS 3000B	13.91	1.212	3575	-	3575±30	dM2.3	20.7130±0.0706	10.491±0.027	0.375±0.024			Subdwarf?
LDS 4900B	14.64	1.199	3587	-	3587±30	dM2.2	12.0217±0.0344	10.040±0.026	0.455±0.029			
G 43-43	12.712	1.135	3651	-	3651±30	dM1.8	27.5395±0.0688	9.912±0.025	0.448±0.028	-0.01		
G 74-41	14.345	1.224	3565	-	3565±30	sdM2.3	17.8732±0.0353	10.606±0.024	0.360±0.023	-0.42		
G 72-38A	13.260	1.237	3553	-	3553±30	dM2.4	28.0507±0.0505	10.500±0.024	0.383±0.024		1	
G 72-38B	13.260	1.237	3553	-	3553±30	dM2.4	28.0507±0.0505	10.500±0.024	0.383±0.024		1	
G 79-16	13.067	1.174	3612	-	3612±30	dM2.1	18.7989±0.0487	9.438±0.026	0.583±0.037		1	
G 127-106	15.72	1.155	3631	-	3631±30	sdM2.0	13.7239±0.0401	11.407±0.026	0.230±0.014			Subdwarf?
G 137-18	13.57	1.224	3565	-	3565±30	dM2.3	17.5917±0.0487	9.797±0.026	0.522±0.033			
G 172-35	12.74	1.199	3587	-	3587±30	dM2.2	33.6078±0.0451	10.372±0.023	0.390±0.024		1	
G 217-40	14.39	1.237	3553	-	3553±30	dM2.4	13.0369±0.0475	9.966±0.028	0.490±0.032	+0.22		
G 236-68	12.938	1.110	3676	-	3676±30	dM1.6	18.3960±0.0302	9.262±0.024	0.587±0.036			
G 265-9	13.575	1.135	3651	-	3651±30	dM1.8	17.2024±0.0461	9.753±0.026	0.482±0.030			
BD+29 4630	10.660	1.072	3711	4519	4519±30	K3.9III	0.9909±0.0372	0.640±0.100	14.129±1.100		2	
dM3 sample												

Table 2:: continued.

Star	V (mag)	(R-I) _C (mag)	T_{eff}^1 (K)	T_{eff}^2 (K)	$T_{eff} \pm 3\sigma^3$ (K)	Spect. Type	π (m")	M_V (mag)	R_* (R_\odot)	[M/H]	Hi. Res. Spectra	Comments
GJ 1012	12.23	1.462	3378	-	3378±26	dM3.4	74.7749±0.0995	11.599±0.023	0.308±0.025	-0.11		
GJ 1013	12.745	1.462	3378	3243	3311±68	dM3.7	70.9713±0.0530	12.000±0.022	0.290±0.051	-0.07		
GJ 1022	12.18	1.262	3532	3525	3529±4	dM2.6	51.2584±0.0410	10.729±0.022	0.355±0.011	-0.47		
GJ 1026A	12.05	1.322	3485	3391	3438±47	dM3.1	62.1000±0.2033	11.015±0.027	0.360±0.045			
GJ 1026B	11.35	1.322	3485	3553	3519±34	dM2.6	62.6270±0.0425	10.334±0.021	0.430±0.029			1
GJ 1046	11.595	1.292	3506	3507	3506±1	dM2.7	65.8012±0.1222	10.686±0.024	0.371±0.010			36
GJ 1050	11.730	1.322	3484	3357	3420±64	sdM3.2	91.9958±0.0393	11.549±0.021	0.291±0.046	-1.20		1
GJ 1054B	13.095	1.363	3456	-	3456±26	dM3.0e	51.0297±0.0401	11.634±0.022	0.262±0.020	-0.09		
GJ 1065	12.817	1.475	3366	3241	3304±62	dM3.8	100.5599±0.1050	12.829±0.022	0.201±0.033	+0.20		
GJ 1077A	12.66	1.38	3444	3559	3501±58	sdM2.7	62.8435±0.0376	11.654±0.021	0.239±0.021	-0.64		9
GJ 1077B	12.66	1.38	3444	3559	3501±58	sdM2.7	62.8435±0.0376	11.654±0.021	0.239±0.021	-0.64		9
GJ 1080	12.835	1.344	3469	3367	3418±51	dM3.2	47.0904±0.1426	11.200±0.027	0.343±0.046	-0.44		1
GJ 1081	12.232	1.475	3366	3449	3408±41	dM3.2	65.4374±1.0182	11.311±0.054	0.332±0.042			1
GJ 1097	11.456	1.411	3422	3448	3435±13	dM3.1	85.3378±0.0694	11.112±0.022	0.347±0.018	-0.04		4
GJ 1099	11.93	1.315	3489	3464	3476±12	sdM2.9	64.0879±0.0634	10.964±0.022	0.344±0.017	-0.57		8
GJ 1108B	12.12	1.487	3356	-	3356±26	dM3.5	40.7671±0.1068	10.923±0.026	0.437±0.029	-0.02		1
GJ 1108C	12.12	1.487	3356	-	3356±26	dM3.5	40.7671±0.1068	10.923±0.026	0.437±0.029	-0.02		1
GJ 1110A	13.848	1.324	3482	3550	3516±34	sdM2.6	42.5844±0.0746	11.994±0.024	0.201±0.011	-0.71		
GJ 1110B	13.848	1.324	3482	3550	3516±34	sdM2.6	42.5844±0.0746	11.994±0.024	0.201±0.011	-0.71		
GJ 1125	11.710	1.125	3661	3280	3470±190	sdM2.9	100.9992±0.0746	11.732±0.022	0.244±0.114	-0.14		5
GJ 1146	13.57	1.388	3439	-	3439±26	sdM3.1	50.2385±0.0654	12.075±0.023	0.221±0.017	-0.56		
GJ 1168	12.945	1.481	3361	3298	3330±32	dM3.6	45.5233±0.0660	11.236±0.023	0.398±0.038	-0.50		
GJ 1169	13.163	1.475	3366	-	3366±26	dM3.4	64.8326±0.0507	12.222±0.022	0.236±0.019	-0.48		Subdwarf?
GJ 1185	13.296	1.277	3519	-	3519±26	dM2.6	54.8984±0.0663	11.994±0.023	0.200±0.012	+0.01		Subdwarf?
GJ 1197	13.25	1.304	3496	3535	3516±19	dM2.6	44.3889±0.0355	11.486±0.022	0.254±0.012	-0.12		
GJ 1200A	13.68	1.419	3415	3403	3409±6	sdM3.2	58.9533±0.1137	12.536±0.024	0.189±0.005	-0.49		Subdwarf?
GJ 1200B	13.68	1.419	3415	3403	3409±6	sdM3.2	58.9533±0.1137	12.536±0.024	0.189±0.005	-0.49		Subdwarf?
GJ 1202	12.76	1.401	3430	3393	3411±18	dM3.2	59.4685±0.0922	11.631±0.023	0.285±0.018	-0.24		
GJ 1203	12.158	1.352	3463	3515	3489±26	dM2.8	54.0491±0.1455	10.822±0.026	0.359±0.028			2
GJ 1209	12.25	1.300	3499	3483	3491±8	dM2.8	60.8288±0.0607	11.171±0.022	0.304±0.013	-0.33		
GJ 1212A	12.785	1.403	3428	3396	3412±16	dM3.2	50.0345±0.3128	11.281±0.034	0.334±0.022			2
GJ 1212B	12.785	1.403	3428	3396	3412±16	dM3.2	50.0345±0.3128	11.281±0.034	0.334±0.022			2
GJ 1226	12.71	1.450	3388	3227	3308±81	dM3.7	62 ±15	11.672±0.490	0.339±0.169	-0.07		
GJ 1236	12.388	1.433	3403	3329	3366±37	dM3.4	94.1932±0.0657	12.258±0.022	0.232±0.024	-0.27		Subdwarf?
GJ 1248	12.162	1.250	3542	3436	3489±53	dM2.8	75.3873±0.0597	11.548±0.022	0.257±0.034	-0.34		Subdwarf?
GJ 1271	11.704	1.298	3500	3549	3524±25	dM2.6	47.52 ±2.82	10.088±0.145	0.479±0.056	+0.15		9
GJ 1292	11.72	1.425	3410	3411	3410±1	dM3.7	74.0641±1.0281	11.068±0.050	0.370±0.016	+0.89		5
GJ 2121	12.280	1.386	3440	3456	3448±8	dM3.0	45.9023±0.2469	10.589±0.032	0.430±0.020	+0.14		28
GJ 2155A	11.317	1.269	3526	3863	3695±168	dM1.5	44.3862±0.0696	9.553±0.023	0.502±0.117	+0.30		1
GJ 2155B	11.317	1.269	3526	3863	3695±168	dM1.5	44.3862±0.0696	9.553±0.023	0.502±0.117	+0.30		1
GJ 3006	12.162	1.320	3485	3445	3465±20	dM2.9	57.3441±0.0663	10.954±0.023	0.353±0.023			
GJ 3007	13.063	1.376	3447	3459	3453±6	sdM3.0	35.9604±0.1136	10.842±0.027	0.380±0.015	-0.79		
GJ 3032	11.887	1.283	3513	3458	3486±28	dM2.8	49.6322±0.0512	10.366±0.022	0.445±0.036	+0.20		
GJ 3077	12.899	1.441	3396	3326	3361±35	dM3.5	63.5922±0.1506	11.916±0.025	0.274±0.028	-0.12		1
GJ 3131	11.194	1.275	3520	3498	3509±11	dM2.7	46.7620±0.0610	9.543±0.023	0.627±0.025	+0.18		Binary?
GJ 3135	12.159	1.379	3445	3408	3427±19	dM3.1	106.7094±0.0566	12.300±0.021	0.203±0.013	-0.34		Subdwarf?
GJ 3136	12.461	1.487	3356	3327	3342±14	dM3.6	58.5983±0.0783	11.300±0.023	0.377±0.022	-0.14		1
GJ 3139	11.770	1.333	3476	3380	3427±47	dM3.1	50.4815±0.0517	10.286±0.022	0.514±0.063	+0.47		4
GJ 3141	12.25	1.344	3469	3412	3441±29	dM3.1	67.4452±0.0439	11.395±0.021	0.301±0.025	-0.30		
GJ 3148A	12.027	1.468	3372	3248	3310±62	dM3.7	74.5545±0.0585	11.389±0.022	0.385±0.062	+0.09		
GJ 3160A	12.76	1.292	3506	3544	3525±19	dM2.6	39.0544±0.1819	10.718±0.030	0.358±0.019	-0.07		3
GJ 3160B	12.76	1.292	3506	3544	3525±19	dM2.6	39.0544±0.1819	10.718±0.030	0.358±0.019	-0.07		3

Table 2:: continued.

Star	V (mag)	(R-I) _C (mag)	T_{eff}^1 (K)	T_{eff}^2 (K)	$T_{eff} \pm 3\sigma^3$ (K)	Spect. Type	π (m")	M_V (mag)	R_* (R_\odot)	[M/H]	Hi. Res. Spectra	Comments
GJ 3189	12.67	1.318	3487	3384	3435±51	sdM3.1	86.8162±0.1176	12.363±0.023	0.195±0.025	-0.60	3	
GJ 3190	13.056	1.475	3366	-	3366±26	dM3.4	43.1528±0.0732	11.231±0.024	0.373±0.030	-0.13		
GJ 3195	12.55	1.363	3456	3524	3490±34	dM2.8	42.5088±0.0482	10.692±0.022	0.380±0.035	-0.17	1	
GJ 3205	11.874	1.257	3536	3483	3510±26	dM2.7	55.2336±0.0555	10.585±0.022	0.387±0.022	-0.10		
GJ 3214	13.307	1.413	3420	-	3420±26	dM3.2	26.1362±0.2456	10.393±0.040	0.496±0.044	-0.06		
GJ 3239A	13.49	1.275	3520	-	3520±26	dM2.6	25.7892±0.0540	10.550±0.025	0.389±0.018		1	
GJ 3239B	13.49	1.275	3520	-	3520±26	dM2.6	25.7892±0.0540	10.550±0.025	0.389±0.018		1	
GJ 3242	12.70	1.336	3474	3459	3467±8	dM2.9	38.8970±0.0760	10.650±0.024	0.404±0.017	+0.00	1	
GJ 3263A	13.131	1.499	3346	3290	3318±28	dM3.7	64.1068±0.1189	11.413±0.024	0.375±0.033	+0.09		
GJ 3263B	13.131	1.499	3346	3290	3318±28	dM3.7	64.1068±0.1189	11.413±0.024	0.375±0.033	+0.09		
GJ 3271	12.180	1.313	3490	3525	3508±17	dM2.7	51.3915±0.0421	10.734±0.022	0.362±0.017		1	
GJ 3279	11.8	1.324	3482	3547	3514±33	dM2.6	60.3928±0.0331	10.705±0.021	0.365±0.024		1	
GJ 3293	12.0	1.308	3493	3600	3546±53	dM2.5	49.4999±0.0525	10.473±0.022	0.391±0.036	+0.11	140	
GJ 3325	11.749	1.446	3391	3321	3356±35	dM3.5	108.3263±0.0500	11.923±0.021	0.276±0.027	-0.15		
GJ 3332	11.19	1.450	3388	3496	3442±54	dM3.0	50.6488±0.1230	9.713±0.025	0.652±	+0.20		Binary?
GJ 3333A	12.557	1.376	3445	3467	3456±11	dM3.0	86.0992±0.3080	12.232±0.028	0.199±0.008		1	Subdwarf?
GJ 3333B	12.557	1.376	3445	3467	3456±11	dM3.0	86.0992±0.3080	12.232±0.028	0.199±0.008		1	Subdwarf?
GJ 3335	12.465	1.326	3481	3531	3506±25	dM2.7	33.6173±0.0730	10.098±0.025	0.487±0.028		2	
GJ 3341	12.115	1.268	3526	3525	3526±1	dM2.6	42.3099±0.0517	10.247±0.023	0.444±0.012	+0.09		
GJ 3349	12.234	1.288	3509	3585	3547±38	dM2.4	46.6729±0.0660	10.579±0.023	0.372±0.027	-0.16	1	
GJ 3354B	12.08	1.351	3464	3416	3440±24	dM3.1	45.1508±0.0806	10.353±0.024	0.487±0.037	-0.13		
GJ 3388	12.829	1.464	3376	3372	3374±2	dM3.4	67.6281±0.0787	11.980±0.023	0.260±0.009			
GJ 3404A	11.73	1.412	3421	3475	3448±27	dM3.0	66.3502±0.0702	10.839±0.022	0.384±0.031	+0.11	2	
GJ 3406A	12.34	1.438	3398	3340	3369±29	dM3.4	52.8722±0.0436	10.956±0.022	0.421±0.036	-0.01	1	
GJ 3412A	11.781	1.393	3435	3417	3426±9	dM3.1	92.3604±0.5017	11.608±0.032	0.280±0.014		1	
GJ 3412B	11.781	1.393	3435	3417	3426±9	dM3.1	92.3604±0.5017	11.608±0.032	0.280±0.014		1	
GJ 3439	13.369	1.462	3378	3407	3393±15	dM3.3	39.0280±0.0603	11.326±0.023	0.339±0.020	-0.77		
GJ 3447B	13.48	1.288	3509	-	3509±26	dM2.7	37.2447±0.2483	11.335±0.034	0.275±0.018			Subdwarf?
GJ 3448B	13.48	1.288	3509	-	3509±26	dM2.7	34.0574±0.0810	11.141±0.025	0.300±0.018	-0.09		
GJ 3452	11.308	1.250	3542	3507	3525±17	dM2.6	78.1854±0.0575	10.774±0.022	0.349±0.016	+0.06	1	
GJ 3459	11.712	1.408	3424	3381	3402±21	sdM3.3	95.8401±0.0413	11.620±0.021	0.291±0.020	-0.20	4	
GJ 3473	13.74	1.492	3352	3332	3342±10	dM3.6	36.5150±0.0498	11.552±0.023	0.336±0.017	-0.07		
GJ 3492	11.85	1.329	3479	3425	3452±27	dM3.0	64.0731±0.0346	10.883±0.021	0.373±0.030		7	
GJ 3501B	12.36	1.313	3490	-	3490±26	dM2.8	39.9747±0.1231	10.369±0.027	0.441±0.035			
GJ 3502B	12.36	1.313	3490	-	3490±26	dM2.8	39.6980±0.0584	10.354±0.023	0.444±0.034	-0.26		
GJ 3506	11.82	1.377	3446	3460	3453±7	dM3.0	76.8538±0.0366	11.248±0.021	0.315±0.013		1	
GJ 3508	11.749	1.319	3486	3526	3506±20	dM2.7	56.1032±0.0594	10.494±0.022	0.406±0.020	-0.11	8	
GJ 3528	11.728	1.300	3499	3485	3492±7	dM2.8	49.0247±0.0545	10.180±0.022	0.479±0.019	-0.13	11	
GJ 3553	13.335	1.394	3435	3290	3363±73	dM3.5	56.6354±0.0610	12.100±0.022	0.251±0.045	-0.28		Subdwarf?
GJ 3563	11.953	1.311	3491	3449	3470±21	dM2.9	58.6635±0.0609	10.795±0.022	0.376±0.025		1	
GJ 3564	12.060	1.451	3387	3365	3376±11	dM3.4	69.4962±0.0922	11.270±0.023	0.359±0.018	+0.16		
GJ 3598	12.46	1.292	3506	3576	3541±35	dM2.5	51.6917±0.0505	11.027±0.022	0.305±0.021		7	
GJ 3604	13.00	1.450	3388	-	3388±26	dM3.3	44.5606±0.0483	11.245±0.022	0.355±0.028	+0.01		
GJ 3607	12.712	1.400	3430	3342	3386±44	dM3.3	36.4557±0.0820	10.521±0.025	0.498±0.059	-0.57		Binary?
GJ 3634	11.95	1.291	3507	3496	3501±6	dM2.7	49.0440±0.0756	10.403±0.023	0.426±0.014	-0.15		
GJ 3643	12.369	1.346	3467	3411	3439±28	dM3.1	55.9143±0.0441	11.107±0.022	0.345±0.028	-0.11	52	
GJ 3659	13.08	1.433	3403	-	3403±26	dM3.3	55.6175±0.0815	11.806±0.023	0.267±0.021	+0.09		
GJ 3700	12.345	1.338	3473	3555	3514±41	dM2.6	40.3009±0.1135	10.372±0.026	0.425±0.034	+0.20		
GJ 3708A	11.709	1.376	3447	3390	3418±28	dM3.2	78.3453±0.0578	11.179±0.022	0.347±0.029	-0.01	18	
GJ 3709B	12.621	1.475	3366	3341	3354±13	dM3.5	78.5165±0.1094	12.096±0.023	0.256±0.014	-0.01		
GJ 3728A	11.94	1.262	3532	3664	3598±66	dM2.2	51.4652±0.0590	10.501±0.022	0.363±0.035	-0.19		
GJ 3728B	11.94	1.262	3532	3664	3598±66	dM2.2	51.4652±0.0590	10.501±0.022	0.363±0.035	-0.19		
GJ 3736	13.330	1.403	3428	3500	3464±36	dM2.9	35.4728±0.0585	11.079±0.024	0.333±0.033	+0.00		

Table 2:: continued.

Star	V (mag)	(R-I) _C (mag)	T_{eff}^1 (K)	T_{eff}^2 (K)	$T_{eff} \pm 3\sigma^3$ (K)	Spect. Type	π (m")	M_V (mag)	R_* (R_{\odot})	[M/H]	Hi. Res. Spectra	Comments
GJ 3747	12.600	1.401	3430	3520	3475±35	dM2.9	47.9305±0.0744	11.003±0.023	0.339±0.032	-0.27	1	
GJ 3748	11.773	1.313	3490	3477	3483±6	dM2.8	49.4421±0.0309	10.243±0.021	0.473±0.018	-0.22		
GJ 3756	14.410	1.487	3356	-	3356±26	dM3.5	46.3892±0.0446	12.742±0.022	0.189±0.015	-0.39		Subdwarf?
GJ 3764	12.86	1.493	3351	3473	3412±61	dM3.2	59.9101±0.0475	11.747±0.022	0.270±0.041	-0.09		
GJ 3787	13.1	1.428	3407	-	3407±26	dM3.2	56.6081±0.1004	11.864±0.024	0.258±0.021	-0.12		Subdwarf?
GJ 3795	12.5	1.367	3453	3469	3461±8	dM2.9	43.7076±0.0451	10.703±0.022	0.399±0.017	+0.18		
GJ 3803A	13.59	1.250	3542	3481	3512±31	sdM2.7	41.1 ±6.3	11.662±0.330	0.235±0.050	-0.62		
GJ 3803B	13.59	1.250	3542	3481	3512±31	sdM2.7	41.1 ±6.3	11.662±0.330	0.235±0.050	-0.62		
GJ 3804	11.866	1.498	3347	3283	3315±32	dM3.7	89.2264±0.0781	11.618±0.022	0.343±0.033	+0.09		
GJ 3810	12.730	1.413	3420	3437	3428±9	dM3.1	47.4932±0.0596	11.113±0.023	0.351±0.016	+0.13		
GJ 3817	12.264	1.475	3366	3289	3328±38	dM3.6	106.9246±0.0869	12.409±0.022	0.233±0.025	-0.13		Subdwarf?
GJ 3836	11.82	1.347	3467	3449	3458±9	dM3.0	58.9719±0.0373	10.673±0.021	0.407±0.018	+0.18		
GJ 3842	11.79	1.313	3490	3495	3493±2	dM2.8e	27.8268±0.0533	9.012±0.024	0.819±0.025	+0.03		PMS?
GJ 3843	12.95	1.259	3534	3283	3409±125	dM3.2	74.5644±0.0808	12.313±0.022	0.209±0.063	-0.02		Subdwarf?
GJ 3846	12.257	1.399	3431	3381	3406±25	sdM3.3	77.0884±0.0805	11.692±0.022	0.280±0.022	-0.13	2	
GJ 3884	12.738	1.484	3359	3339	3349±10	dM3.5	30.6541±0.4095	10.170±0.049	0.627±0.039	+0.37		Binary?
GJ 3892	11.473	1.340	3472	3403	3437±34	dM3.1	68.4948±0.0644	10.651±0.022	0.427±0.040	-0.36	2	
GJ 3895	13.45	1.427	3408	3450	3429±21	dM3.2	41.2283±0.0697	11.526±0.024	0.290±0.020	-0.24		
GJ 3913	12.722	1.487	3356	3286	3321±35	dM3.7	54.5662±0.0698	11.407±0.023	0.374±0.038	+0.07		
GJ 3916A	12.032	1.306	3495	3564	3529±34	dM2.6	62.5155±0.2773	11.012±0.030	0.311±0.022	+0.02	27	
GJ 3916B	12.032	1.306	3495	3564	3529±34	dM2.6	62.5155±0.2773	11.012±0.030	0.311±0.022	+0.02	27	
GJ 3929	12.685	1.462	3378	3421	3400±21	sdM3.3	63.2240±0.0380	11.689±0.021	0.283±0.020	-0.65		
GJ 3972	11.649	1.328	3480	3482	3481±1	dM2.8	63.4066±0.0355	10.660±0.021	0.392±0.011	+0.22	1	
GJ 3992	11.602	1.478	3364	3331	3347±16	dM3.5	83.1461±0.0458	11.201±0.021	0.391±0.024	-0.49		
GJ 4004	12.1	1.455	3384	3462	3423±39	sdM2.9	78.4702±0.0418	11.574±0.201	0.286±0.057		2	
GJ 4005	12.167	1.326	3481	3630	3555±74	dM2.4	48.4723±0.0721	10.594±0.023	0.366±0.044	+0.01		
GJ 4011	12.816	1.363	3456	-	3456±26	dM3.0	35.9774±0.1122	10.596±0.027	0.423±0.034	+0.14		
GJ 4019B	12.735	1.425	3409	3455	3432±23	dM3.1	36.5025±0.1808	10.547±0.031	0.452±0.035	+0.15		
GJ 4022	12.55	1.407	3425	3425	3425±1	dM3.1	39.2080±0.1043	10.517±0.026	0.464±0.014	+0.30		
GJ 4026	12.67	1.408	3424	3427	3425±2	dM3.1	66.7587±0.0467	11.793±0.022	0.258±0.008	-0.49		Subdwarf?
GJ 4040	11.770	1.437	3399	3421	3410±11	dM3.2e	71.4754±0.0354	11.041±0.021	0.375±0.018	+0.04	1	
GJ 4048A	11.87	1.363	3456	3390	3423±33	dM3.1	88.0532±0.0348	11.594±0.021	0.284±0.026	-0.13	1	
GJ 4070	11.358	1.391	3436	3424	3430±6	dM3.1	92.5881±0.0332	11.191±0.021	0.337±0.013			
GJ 4117	12.20	1.291	3507	3540	3523±17	dM2.6	65.7479±0.0324	11.289±0.021	0.276±0.013	+0.78		
GJ 4124	12.410	1.351	3464	3445	3455±10	dM3.0	58.5 ±3.4	11.246±0.143	0.314±0.033	-0.20	2	
GJ 4129	11.95	1.304	3496	3465	3480±15	dM2.8	64.2331±0.0542	10.989±0.022	0.338±0.019	-0.26	5	
GJ 4149	11.96	1.288	3509	3585	3547±38	dM2.5	47.6010±0.0601	10.348±0.023	0.414±0.030	+0.04	5	
GJ 4154	11.5	1.344	3469	3431	3450±19	dM3.0	93.7195±0.0348	11.359±0.201	0.301±0.047	-0.18		
GJ 4161B	12.24	1.462	3378	3790	3584±206	dM2.2	40.7975±0.0904	10.293±0.025	0.406±0.127		1	
GJ 4176A	12.29	1.376	3447	-	3447±26	dM3.0	45.9752±0.5444	10.603±0.046	0.429±0.038	+0.02	1	
GJ 4187	12.11	1.300	3499	-	3499±26	dM2.7	33.4496±0.0448	9.732±0.023	0.582±0.045		2	Binary?
GJ 4197	12.2	1.313	3490	3593	3541±52	dM2.5	47.4904±0.1027	10.593±0.025	0.372±0.034	+0.03		
GJ 4205	11.775	1.351	3464	3493	3479±15	dM2.8	56.7717±0.0425	10.546±0.022	0.415±0.023		1	
GJ 4223	13.33	1.499	3346	3289	3318±29	dM3.7	48.5192±0.0388	11.760±0.022	0.320±0.029	-0.16		
GJ 4231A	12.126	1.388	3439	3517	3478±39	dM2.8e	32.79 ±5.65	9.705±0.365	0.612±0.179	-0.06	7	PMS?
GJ 4231B	12.126	1.388	3439	3517	3478±39	dM2.8e	32.79 ±5.65	9.705±0.365	0.612±0.179	-0.06	7	PMS?
GJ 4248	11.80	1.485	3357	3333	3345±12	dM3.6	134.29 ±1.31	12.440±0.041	0.222±0.014	-0.07		Subdwarf?
GJ 4251	13.41	1.462	3378	-	3378±26	dM3.4	48.6356±0.0356	11.845±0.022	0.275±0.022	-0.39		
GJ 4282A	12.41	1.401	3430	3400	3415±15	dM3.2e	38.2385±0.1244	11.076±0.027	0.366±0.017	-0.16	1	

Table 2:: continued.

Star	V (mag)	(R-I) _C (mag)	T_{eff}^1 (K)	T_{eff}^2 (K)	$T_{eff} \pm 3\sigma^3$ (K)	Spect. Type	π (m")	M_V (mag)	R_* (R_\odot)	[M/H]	Hi. Res. Spectra	Comments
GJ 4282B	12.41	1.401	3430	3400	3415±15	dM3.2e	39.9030±0.2214	11.168±0.032	0.350±0.017	-0.16	1	
GJ 4289B	12.64	1.475	3366	-	3366±26	dM3.4	84.4509±0.0736	12.273±0.022	0.231±0.019	-0.12		Subdwarf?
GJ 4297	12.917	1.402	3429	-	3429±26	dM3.1	53.9253±0.0517	11.576±0.022	0.283±0.022	+0.16	1	
GJ 4312	12.45	1.401	3430	3432	3431±1	dM3.1	64.9753±0.0383	11.514±0.021	0.290±0.008		1	
GJ 4327A	12.668	1.326	3481	3484	3483±2	dM2.8	59.6911±0.2426	11.548±0.029	0.260±0.005	+0.26	1	
GJ 4327B	12.668	1.326	3481	3484	3483±2	dM2.8	59.6911±0.2426	11.548±0.029	0.260±0.005	+0.26	1	
GJ 4336	12.657	1.364	3462	3629	3546±84	dM2.5	40.6466±0.0548	10.702±0.023	0.352±0.047		1	
GJ 4337A	12.130	1.450	3388	3404	3396±8	dM3.3	67.0425±0.0504	11.262±0.022	0.348±0.015		1	
GJ 4362	12.34	1.356	3461	3443	3452±9	dM3.0	38.2541±0.0647	10.253±0.024	0.499±0.022		4	
GJ 4368	11.50	1.362	3457	3374	3415±41	dM3.2	49.0870±0.1429	9.955±0.026	0.613±0.069	+0.16	1	Binary?
GJ 4379B	12.99	1.413	3420	3313	3366±53	dM3.4	50.8558±0.2842	11.522±0.032	0.326±0.046		2	Binary?
GJ 9119B	12.87	1.438	3398	-	3398±26	dM3.3	25.4650±0.1190	9.900±0.030	0.648±0.054	+0.18		Binary?
GJ 9120	13.095	1.452	3386	3459	3423±36	dM3.1	38.7647±0.0488	11.037±0.023	0.367±0.036	+0.18		
GJ 9141	13.633	1.487	3356	-	3356±26	dM3.5	39.5821±0.0595	11.620±0.023	0.317±0.026	-0.26		
GJ 9238	13.795	1.257	3536	3549	3543±6	sdM2.5	25.0677±0.0604	10.791±0.025	0.339±0.011	-1.11		
GJ 9453B	13.47	1.425	3409	-	3409±26	dM3.2	25.5021±0.0302	10.503±0.023	0.481±0.038	+0.35		
GJ 9652AA	12.306	1.456	3383	3317	3350±33	dM3.5	55.2372±0.0643	11.017±0.023	0.423±0.034	-0.16	1	
GJ 9652AB	12.306	1.456	3383	3317	3350±33	dM3.5	55.2372±0.0643	11.017±0.023	0.423±0.034	-0.16	1	
GJ 9677B	13.535	1.425	3409	-	3409±26	dM3.2	36.7282±0.0297	11.360±0.022	0.324±0.026	-0.37		
GJ 9801B	13.52	1.407	3425	3360	3392±32	dM3.3	37.1269±0.1646	11.368±0.030	0.333±0.032	-0.18		
Gl 12	12.61	1.415	3418	3354	3386±32	sdM3.3	81.8711±0.0866	12.176±0.022	0.232±0.021	-0.26	3	Subdwarf?
Gl 22A	10.327	1.262	3532	3531	3532±1	dM2.5	101.4335±0.4733	10.358±0.030	0.419±0.013	-0.33	1	
Gl 22B	12.19	-	-	3339	3339±26	dM3.6	100.4054±0.0701	12.199±0.022	0.251±0.021	-0.33	1	Subdwarf?
GL 26	11.155	1.272	3523	3629	3576±53	dM2.3	78.9551±0.0355	10.642±0.021	0.349±0.032		1	
Gl 46	11.786	1.473	3368	3343	3356±13	dM3.5	83.5181±0.4599	11.395±0.032	0.352±0.021	+0.15		
Gl 47	10.865	1.250	3542	3472	3507±35	dM2.7	95.0899±0.0372	10.756±0.021	0.359±0.025	+0.00		
GL 48	9.995	1.363	3456	3379	3417±38	dM3.2e	121.4237±0.0339	10.417±0.021	0.493±0.051	+0.04	79	
Gl 53.1B	13.60	1.450	3388	3257	3323±65	dM3.7	48.8481±0.1143	12.044±0.025	0.278±0.047	+0.16		
Gl 54	9.824	1.383	3442	3428	3435±7	dM3.1	121.4487±1.1930	10.246±0.041	0.516±0.026		1	Binary?
Gl 70	10.915	1.287	3510	3463	3486±23	dM2.8	88.3392±0.0453	10.646±0.021	0.391±0.027	-0.16	4	
Gl 84A	10.942	1.290	3507	3496	3501±6	dM2.7	105.9466±0.1111	11.067±0.022	0.314±0.007	-0.08	16	
Gl 84B	10.942	1.290	3507	3496	3501±6	dM2.7	105.9466±0.1111	11.067±0.022	0.314±0.007	-0.08	16	
Gl 84.1B	12.792	1.466	3374	3400	3387±13	dM3.3	38.1477±0.1017	10.699±0.026	0.458±0.025	-0.18		
Gl 94	12.556	1.475	3366	3357	3362±5	dM3.5	57.2495±0.0871	11.345±0.023	0.356±0.014		1	
Gl 100C	12.84	1.351	3464	-	3464±26	dM2.9	50.8621±0.0542	11.372±0.022	0.291±0.023	-0.28		
Gl 109	10.563	1.386	3440	3370	3405±35	dM3.2	130.1870±0.0605	11.136±0.021	0.362±0.035	-0.11	36	
Gl 118	11.382	1.332	3477	3412	3444±32	dM3.0	85.1443±0.0325	11.033±0.021	0.353±0.032		19	
GL 118.1B	12.97	1.357	3460	3340	3400±60	dM3.3	34.7329±0.0322	10.674±0.022	0.452±0.068	-0.07	2	
Gl 119B	11.65	1.313	3490	3600	3545±55	dM2.5	49.2873±0.0430	10.114±0.022	0.452±0.068			
GL 120A	13.792	1.407	3425	3304	3365±61	dM3.4	60.9925±0.0908	12.718±0.023	0.188±0.026	-0.42		Subdwarf?
GL 120B	13.792	1.407	3425	3304	3365±61	dM3.4	60.9925±0.0908	12.718±0.023	0.188±0.026	-0.42		Subdwarf?
GL 121.1	11.792	1.304	3496	3473	3484±11	dM2.8e	52.4383±0.0787	10.390±0.023	0.442±0.021	-0.02	1	
Gl 140C	11.89	1.288	3509	3505	3507±2	dM2.7	48.4516±0.0677	10.317±0.023	0.440±0.012		1	
GJ 143.3	12.263	1.266	3528	3490	3509±19	dM2.7	49.4528±0.1000	10.734±0.024	0.362±0.018	-0.05		
Gl 145	11.47	1.339	3472	3447	3459±12	sdM3.0	91.1916±0.0338	11.270±0.021	0.308±0.015	-0.28	5	
Gl 163	11.811	1.416	3417	3333	3375±42	dM3.4	66.0714±0.0314	10.911±0.021	0.425±0.048	+0.03	119	
GL 173.1B	14.19	1.401	3430	3380	3405±25	dM3.3	34.0366±0.1115	11.850±0.027	0.261±0.021	-0.33	1	
Gl 190	10.302	1.488	3356	3303	3329±26	dM3.6	108.7231±0.0942	10.484±0.022	0.564±0.044	+0.06		Binary?
Gl 203	12.443	1.495	3349	3260	3305±45	dM3.8	97.9790±0.0952	12.399±0.022	0.245±0.031	-0.23		Subdwarf?
Gl 204.2	12.010	1.343	3470	3400	3435±35	dM3.1	57.7585±0.0767	10.818±0.023	0.397±0.039		1	
Gl 207.1	11.53	1.335	3475	3448	3461±13	dM2.9e	63.5990±0.0889	10.547±0.023	0.428±0.022	+0.09	2	
Gl 226	10.50	1.309	3493	3531	3512±19	dM2.6	105.6941±0.0304	10.620±0.021	0.380±0.018		31	
Gl 226.1	13.694	1.381	3443	-	3443±26	dM3.0	44.7343±0.0788	11.947±0.024	0.232±0.018	-0.12		Subdwarf?

Table 2:: continued.

Star	V (mag)	(R-I) _C (mag)	T_{eff}^1 (K)	T_{eff}^2 (K)	$T_{eff} \pm 3\sigma^3$ (K)	Spect. Type	π (m")	M_V (mag)	R_* (R_\odot)	[M/H]	Hi. Res. Spectra	Comments
GL 228A	11.155	1.313	3490	3550	3520±30	dM2.6	91.65 ±3.50	10.966±0.101	0.321±0.029	-0.04	1	
GL 228B	11.155	1.313	3490	3550	3520±30	dM2.6	91.65 ±3.50	10.966±0.101	0.321±0.029	-0.04	1	
Gl 231.3	13.058	1.417	3416	-	3416±26	dM2.6	59.5055±0.0567	11.931±0.022	0.246±0.019	-0.13		Subdwarf?
Gl 238	11.592	1.331	3478	3493	3485±8	dM2.8	65.6992±0.0306	10.680±0.021	0.386±0.016		6	
Gl 250B	10.045	1.261	3532	3518	3525±7	dM2.6	114.4148±0.0516	10.337±0.021	0.427±0.016	-0.04		
Gl 251A	10.838	1.441	3396	3393	3394±1	dM3.3	179.1642±0.0632	12.104±0.021	0.237±0.004	-0.37	57	Subdwarf?
Gl 251B	10.838	1.441	3396	3393	3394±1	dM3.3	179.1642±0.0632	12.104±0.021	0.237±0.004	-0.37	57	Subdwarf?
Gl 257A	11.599	1.420	3414	3346	3380±34	dM3.4e	124.5740±0.0328	12.076±0.021	0.246±0.020	-0.15	3	
Gl 257B	11.599	1.420	3414	3346	3380±34	dM3.4e	124.3810±0.0475	12.073±0.021	0.246±0.020	-0.15	3	
Gl 263	11.301	1.438	3398	3368	3383±15	dM3.3	63.5507±0.5143	10.317±0.038	0.550±0.036			Binary?
Gl 268.3A	11.62	1.388	3439	3401	3420±19	dM3.2	86.8516±0.4808	11.314±0.032	0.324±0.018	-0.16	1	
Gl 268.3B	11.62	1.388	3439	3401	3420±19	dM3.2	86.8516±0.4808	11.314±0.032	0.324±0.018	-0.16	1	
Gl 277A	11.22	1.376	3447	3400	3423±23	dM3.1e	81.8459±0.3420	10.785±0.029	0.412±0.031	+0.10	1	
Gl 297.2B	11.782	1.304	3496	3535	3515±20	dM2.5	47.8089±0.3177	10.180±0.034	0.464±0.026			
Gl 298	11.745	1.398	3432	3414	3423±9	dM3.1	61.7922±0.0357	10.700±0.021	0.428±0.019		1	
Gl 317	11.968	1.462	3378	3400	3416±16	dM3.2	65.7744±0.0557	11.058±0.022	0.368±0.022	-0.04		
Gl 319C	11.76	1.338	3473	3419	3446±27	dM3.0	64.5835±0.0549	10.811±0.022	0.390±0.031	+0.04	7	
Gl 326A	12.64	1.390	3437	3400	3418±18	dM3.2	66.2604±0.5665	10.996±0.038	0.377±0.027	-0.25		
Gl 326B	12.64	1.390	3437	3400	3418±18	dM3.2	66.2604±0.5665	10.996±0.038	0.377±0.027	-0.25		
Gl 333.2A	12.36	1.380	3444	3431	3437±6	dM3.1	45.2146±0.0899	10.636±0.024	0.430±0.017	-0.07	8	
Gl 333.2B	12.688	1.410	3422	3431	3426±5	dM3.1	45.1728±0.0845	10.962±0.024	0.377±0.014	-0.07	3	
Gl 347A	12.104	1.333	3476	3462	3469±7	dM2.9e	57.1754±0.0484	10.890±0.022	0.361±0.014	-0.13	1	
Gl 350B	14.27	1.338	3473	-	3473±26	dM2.9	26.5733±0.0654	11.392±0.025	0.284±0.022	-0.03		
Gl 352	10.067	1.336	3474	3446	3460±14	dM2.9	99.88 ±3.60	10.064±0.097	0.536±0.049	-0.01	1	Binary?
Gl 357	10.906	1.280	3516	3444	3480±36	sdM2.8	105.8830±0.0569	11.030±0.021	0.331±0.032	-0.22	61	
Gl 358	10.694	1.356	3461	3512	3486±25	dM2.8e	104.1538±0.0387	10.782±0.021	0.367±0.027	-0.01	16	
Gl 360A	10.580	1.300	3499	3514	3507±7	dM2.7	84.3568±0.0333	10.211±0.021	0.462±0.015	+0.16		
Gl 362	11.298	1.432	3403	3429	3416±13	dM3.2	84.1959±0.0394	10.924±0.021	0.391±0.021	+0.16		
Gl 372	10.531	1.245	3546	3589	3568±21	dM2.3	62.9785±0.0849	9.527±0.023	0.589±0.030	+0.01		Binary?
Gl 377	11.440	1.364	3455	3495	3475±20	dM2.9	62.0984±0.0660	10.405±0.022	0.446±0.029	+0.40	21	
Gl 381	10.629	1.274	3521	3509	3515±7	dM2.6e	86.6489±0.7014	10.318±0.038	0.436±0.018	-0.25		
Gl 386	10.998	1.329	3479	3438	3458±20	dM3.0	74.2338±0.4166	10.351±0.032	0.472±0.033	+0.17	2	
Gl 388	9.42	1.420	3414	3411	3412±2	dM3.2e	201.3683±0.0679	10.940±0.021	0.391±0.012	+0.08	24	
Gl 393	9.654	1.243	3549	3560	3554±6	dM2.4	142.1885±0.0499	10.418±0.021	0.397±0.012	-0.18		
Gl 399	11.281	1.280	3516	3505	3510±5	dM2.7	64.1884±0.0863	10.318±0.023	0.438±0.014	+0.14	2	
Gl 403	12.685	1.491	3353	3309	3331±22	dM3.6	75.4576±0.0579	12.074±0.022	0.270±0.020	-0.12	1	
Gl 408	10.020	1.338	3473	3462	3467±5	dM2.9	148.1283±0.0569	10.873±0.021	0.365±0.013	-0.11		
Gl 414.1A	12.833	1.351	3464	3480	3472±8	dM2.9	59.7825±0.1088	11.716±0.024	0.245±0.007	+0.07		Subdwarf?
Gl 414.1B	12.833	1.351	3464	3480	3472±8	dM2.9	59.8346±0.1235	11.718±0.024	0.245±0.007	+0.07		Subdwarf?
Gl 421C	13.669	1.461	3378	-	3378±26	sdM3.4	43.5785±0.0586	11.865±0.023	0.272±0.022	-1.50		
Gl 422	11.516	1.395	3434	3400	3417±17	dM3.2	78.9410±0.0448	11.003±0.021	0.377±0.023		34	
Gl 431	11.563	1.483	3360	3350	3355±5	dM3.5	93.0715±0.0833	11.407±0.022	0.351±0.014	+1.24		
Gl 436	10.625	1.351	3464	3460	3462±2	dM2.9	102.5015±0.0936	10.679±0.022	0.403±0.012	-0.05	29	
Gl 443	11.700	1.360	3458	3523	3490±33	dM2.8	51.5932±0.0639	10.263±0.023	0.463±0.042	+0.35	3	
Gl 452A	11.894	1.363	3456	3500	3478±22	dM2.8	51.4005±0.0600	10.449±0.023	0.435±0.030	+0.12	3	
Gl 452.1	12.74	1.424	3410	3483	3446±37	sdM3.0e	86.7442±0.0807	12.431±0.022	0.185±0.019		6	Subdwarf?
GL 455A	13.628	1.419	3415	-	3415±26	sdM3.2	55 ±12	12.330±0.449	0.205±0.061	-1.57		
GL 455B	13.628	1.419	3415	-	3415±26	sdM3.2	55 ±12	12.330±0.449	0.205±0.061	-1.57		
Gl 456.1B	13.264	1.478	3364	3280	3322±42	dM3.7	50.5850±0.0594	11.784±0.023	0.314±0.037	+0.10		
Gl 463	11.60	1.338	3473	3505	3489±16	dM2.8	54.4509±0.0321	10.280±0.021	0.460±0.026			
Gl 465	11.301	1.271	3524	3470	3497±27	dM2.7	112.7372±0.0669	11.561±0.021	0.251±0.020	-0.35		Subdwarf?
Gl 479	10.663	1.357	3460	3450	3455±5	dM3.0	105.5122±0.0645	10.780±0.021	0.389±0.014	+0.36	12	

Table 2:: continued.

Star	V (mag)	(R-I) _C (mag)	T_{eff}^1 (K)	T_{eff}^2 (K)	$T_{eff} \pm 3\sigma^3$ (K)	Spect. Type	π (m")	M_V (mag)	R_* (R_{\odot})	[M/H]	Hi. Res. Spectra	Comments
Gl 480	11.502	1.423	3411	3404	3407±3	dM3.2	70.2164±0.0743	10.734±0.022	0.434±0.015	-0.08	36	
Gl 480.1	12.239	1.447	3390	3316	3353±37	dM3.5	124.2526±0.1039	12.711±0.022	0.193±0.020	-0.48		Subdwarf?
Gl 487A	12.10	1.475	3367	3405	3386±19	dM3.3	97.91 ±1.83	12.054±0.060	0.246±0.021	-0.04	1	
Gl 487B	12.10	1.475	3367	3405	3386±19	dM3.3	97.91 ±1.83	12.054±0.060	0.246±0.021	-0.04	1	
Gl 487C	12.10	1.475	3367	3405	3386±19	dM3.3e	97.91 ±1.83	12.054±0.060	0.246±0.021	-0.04	1	
GL 507B	12.12	1.376	3447	3414	3430±16	dM3.1	73.9868±0.0708	11.466±0.022	0.297±0.017	-0.11		
GL 512A	11.336	1.394	3435	3508	3471±37	dM2.9e	76.2073±0.3485	10.746±0.030	0.384±0.040	-0.47	4	
Gl 513	11.92	1.412	3421	3378	3399±23	dM3.3	52.3013±0.0495	10.513±0.022	0.488±0.036	-0.20	2	Binary?
Gl 516A	11.42	1.330	3478	3489	3484±6	dM2.8	60.3012±0.1130	10.322±0.024	0.456±0.017	-0.36		
Gl 516B	11.39	1.340	3471	3420	3446±26	dM3.0	60.3748±0.0826	10.294±0.023	0.495±0.039	-0.36		Binary?
Gl 545	12.87	1.475	3366	3297	3332±34	dM3.6	72.4350±0.0724	12.170±0.022	0.258±0.026	-0.12		
Gl 549B	11.467	1.319	3486	3478	3482±4	dM2.8	68.7887±0.0362	10.655±0.021	0.392±0.013			
GL 581	10.585	1.409	3423	3421	3422±1	dM3.2e	158.7492±0.0523	11.589±0.021	0.285±0.008	-0.14	54	
Gl 588	9.311	1.326	3481	3494	3487±7	dM2.8	169.0074±0.0580	10.451±0.021	0.427±0.017	+0.06	257	
GL 589A	12.385	1.308	3493	3417	3455±38	dM3.0	66.9637±0.0417	11.514±0.021	0.278±0.028	-0.25		
Gl 595A	12.608	1.410	3422	3328	3375±47	sdM3.4	105.8908±0.4469	12.732±0.029	0.184±0.020	-0.13	2	Subdwarf?
Gl 595B	12.608	1.410	3422	3328	3375±47	sdM3.4	105.8908±0.4469	12.732±0.029	0.184±0.020	-0.13	2	Subdwarf?
Gl 597	12.222	1.421	3413	3410	3412±2	dM3.2	68.3490±1.4898	11.396±0.067	0.317±0.017		1	
Gl 615.2C	12.251	1.339	3472	3504	3488±16	dM2.8	42.8557±0.3975	10.411±0.040	0.434±0.028			
Gl 617B	10.69	1.376	3447	3468	3457±11	sdM2.9	92.8976±0.0410	10.530±0.021	0.435±0.021	-0.54	6	
Gl 618A	10.586	1.370	3451	3442	3446±4	dM3.1	117.3560±0.0598	10.934±0.021	0.369±0.013	-0.07	13	
Gl 623	10.26	1.300	3499	3418	3458±40	dM3.0	127.4785±0.4818	10.787±0.028	0.386±0.042		1	
Gl 633	12.65	1.352	3463	3425	3444±19	dM3.0	59.1140±0.0625	11.508±0.022	0.284±0.018		1	
Gl 634	12.73	1.376	3447	3498	3472±26	sdM2.9	63.5054±0.0638	11.744±0.022	0.242±0.019		28	Subdwarf?
Gl 643A	12.519	1.511	3336	3277	3306±29	dM3.8	153.9189±0.1310	12.702±0.022	0.150±0.011			Subdwarf?
Gl 643B	12.519	1.511	3336	3277	3306±29	dM3.8	153.9189±0.1310	12.702±0.022	0.150±0.011			Subdwarf?
Gl 644A	9.776	1.370	3451	3378	3414±36	dM3.2e	153.8139±0.1148	10.711±0.022	0.433±0.043	-0.21	6	
Gl 644B	9.776	1.370	3451	3378	3414±36	dM3.2e	153.8139±0.1148	10.711±0.022	0.433±0.043	-0.21	6	
Gl 655	11.677	1.376	3447	3382	3414±32	dM3.2	71.1625±0.0442	10.938±0.021	0.390±0.035	-0.19	5	
Gl 660A	11.393	1.425	3410	3390	3400±10	dM3.3	98.19 ±12.09	11.353±0.272	0.331±0.058	-0.22	16	
GL 661A	10.202	1.410	3422	3367	3394±27	dM3.3	167.29 ±5.02	11.319±0.084	0.340±0.033	-0.35	1	
GL 661B	10.202	1.410	3422	3367	3394±27	dM3.3	167.29 ±5.02	11.319±0.084	0.340±0.033	-0.35	1	
Gl 671	11.37	1.332	3477	3441	3459±18	dM2.9	81.7581±0.0397	10.933±0.021	0.360±0.022	-0.02	31	
Gl 674	9.407	1.330	3478	3433	3455±22	dM3.0	219.8012±0.0487	11.117±0.020	0.333±0.023	-0.42	134	
Gl 680	10.149	1.242	3549	3553	3551±2	dM2.4	103.7153±0.1184	10.228±0.022	0.435±0.012	-0.20		
Gl 687A	9.93	1.410	3422	3426	3424±2	dM3.1	219.7807±0.0324	11.640±0.020	0.277±0.005	-0.02	34	
Gl 687B	9.93	1.410	3422	3426	3424±2	dM3.1	219.7807±0.0324	11.640±0.020	0.277±0.005	-0.02	34	
Gl 693	10.783	1.412	3421	3422	3421±1	sdM3.2	169.8613±0.1184	11.933±0.022	0.244±0.007	-0.29	116	Subdwarf?
Gl 694	10.48	1.319	3486	3465	3475±10	dM2.8	104.9848±0.0296	10.586±0.021	0.410±0.018	-0.01	2	
Gl 695B	10.55	1.401	3430	-	3430±26	dM3.1	119.7908±0.6586	10.945±0.032	0.378±0.026	+0.40		
Gl 695C	10.55	1.401	3430	-	3430±26	dM3.1	119.7908±0.6586	10.945±0.032	0.378±0.026	+0.40		
Gl 708.3	12.53	1.33	3478	3411	3444±33	dM3.0	63.0004±0.0617	11.527±0.022	0.282±0.026	-0.21	2	
GL 712	12.55	1.413	3420	3281	3350±69	dM3.5	67.5902±0.0599	11.699±0.022	0.309±0.055	-0.48	2	
Gl 725A	8.91	1.390	3437	3400	3418±18	sdM3.2	283.8624±0.1065	11.176±0.021	0.347±0.022	-0.57	3	
Gl 725B	9.69	1.43	3405	3400	3402±2	sdM3.3	283.9489±0.0624	11.956±0.020	0.250±0.008	-0.57	8	
Gl 735A	10.947	1.368	3452	3477	3464±13	dM2.9e	89.7994±0.0494	10.713±0.021	0.395±0.020	+0.09	24	
Gl 735B	10.947	1.368	3452	3477	3464±13	dM2.9e	89.7994±0.0494	10.713±0.021	0.395±0.020	+0.09	24	
Gl 739	11.142	1.298	3500	3463	3481±18	dM2.8	70.6533±0.0792	10.388±0.022	0.444±0.027		41	
GL 747A	12.013	1.472	3369	3338	3354±16	dM3.5	123. ±4.	12.463±0.089	0.216±0.020	-0.08	1	
GL 747B	12.013	1.472	3369	3338	3354±16	dM3.5	123. ±4.	12.463±0.089	0.216±0.020	-0.08	1	
Gl 748A	11.886	1.441	3396	3360	3378±18	dM3.4	106.2794±1.0634	12.018±0.042	0.254±0.015	-0.04		
Gl 748B	11.886	1.441	3396	3360	3378±18	dM3.4	106.2794±1.0634	12.018±0.042	0.254±0.015	-0.04		

Table 2:: continued.

Star	V (mag)	(R-I) _C (mag)	T_{eff}^1 (K)	T_{eff}^2 (K)	$T_{eff} \pm 3\sigma^3$ (K)	Spect. Type	π (m")	M_V (mag)	R_* (R_{\odot})	[M/H]	Hi. Res. Spectra	Comments
Gl 752A	9.115	1.326	3481	3494	3487±7	dM2.8	169.1590±0.0520	10.256±0.021	0.467±0.018	+0.05	109	
Gl 754.1B	11.658	1.270	3525	3361	3443±18	dM3.0	95.2517±0.0748	11.552±0.022	0.279±0.017	-0.22		
Gl 774A	11.34	1.276	3520	3670	3595±75	dM2.2	77.7604±0.0536	10.794±0.021	0.318±0.038		1	
Gl 774B	12.28	1.413	3420	-	3420±26	dM3.2	77.8623±0.0670	11.737±0.022	0.267±0.021		1	
GL 781.1A	12.22	1.395	3434	3412	3423±11	dM3.1e	67.9318±0.0837	11.380±0.023	0.313±0.015	-0.07	2	
Gl 781.1B	12.25	1.351	3464	3445	3455±10	dM3.0	68.0088±0.0852	11.413±0.023	0.291±0.013	-0.07		
GL 791	11.433	1.357	3460	3611	3535±76	dM2.5e	69.8796±0.0685	10.655±0.022	0.364±0.045	+0.06	4	
Gl 793	10.55	1.388	3439	3365	3402±37	dM3.3	123.7545±0.0219	11.013±0.020	0.385±0.039	-0.09	2	
GL 811.1	11.487	1.331	3478	3491	3484±7	dM2.8e	62.1155±0.0721	10.453±0.023	0.429±0.017	+0.11	5	
Gl 812A	11.893	1.450	3388	3399	3394±6	dM3.3	62.2541±0.0958	10.864±0.023	0.419±0.017	+0.12		
GL 813	12.013	1.288	3509	3456	3482±26	dM2.8	69.3112±0.0676	11.217±0.022	0.303±0.023	-0.32	4	
GL 816	11.219	1.319	3486	3462	3474±12	dM2.9	67.1402±0.1217	10.354±0.024	0.457±0.023	+0.00	20	
Gl 829A	10.304	1.470	3371	3358	3364±6	dM3.5	147.6126±0.0979	11.903±0.021	0.274±0.007	-0.08	1	
Gl 829B	10.304	1.470	3371	3358	3364±6	dM3.5	147.6126±0.0979	11.903±0.021	0.274±0.007	-0.08	1	
GL 836.4	12.83	1.395	3434	3631	3532±99	dM2.5	31.0623±0.0589	10.291±0.024	0.432±0.067	-0.06		
GL 843	12.03	1.394	3435	3306	3370±64	dM3.4	77 ±10	11.462±0.285	0.332±0.103	-0.16	5	
Gl 844	10.653	1.288	3509	3553	3531±22	dM2.5	61.79 ±2.23	9.608±0.097	0.593±0.053	+1.30	8	
Gl 849	10.366	1.427	3408	3357	3382±25	dM3.3	113.6000±0.0463	10.643±0.021	0.474±0.037	+0.25	13	
GL 856A	11.838	1.401	3430	3440	3435±5	dM3.1e	65.4804±0.1172	10.919±0.024	0.379±0.009	+0.04	2	
GL 856B	11.838	1.401	3430	3440	3435±5	dM3.1e	65.8608±0.1018	10.931±0.023	0.377±0.009	+0.04	2	
GL 860A	9.645	1.487	3362	3433	3398±35	dM3.3e	249.3926±0.1653	11.629±0.021	0.292±0.029	-0.13	1	
GL 860B	10.30	1.49	3354	3263	3308±45	sdM3.7e	249.9668±0.7414	12.289±0.026	0.255±0.032	-0.13		
GL 875.1	11.645	1.401	3430	3490	3460±30	dM2.9e	66.4170±0.0672	10.756±0.022	0.390±0.033	+0.11	1	
Gl 877	10.377	1.346	3467	3488	3477±11	dM2.8	116.4127±0.0291	10.707±0.021	0.387±0.018	+0.00	8	
Gl 878	12.78	1.438	3398	3436	3417±19	dM3.2	56.1633±0.0390	11.527±0.022	0.296±0.019	+0.12	1	
Gl 889B	13.662	1.475	3366	3320	3343±23	dM3.6	45.3005±0.0532	11.943±0.023	0.280±0.021	-0.04		
Gl 897A	11.148	1.315	3489	-	3489±26	dM2.8e	77.5 ±9	10.595±0.259	0.398±0.074			
Gl 897B	11.148	1.315	3489	-	3489±26	dM2.8e	77.5 ±9	10.595±0.259	0.398±0.074			
GL 898B	11.18	1.326	3481	-	3481±26	dM2.8	68.6979±0.0581	10.368±0.022	0.449±0.029		50	
GL 898C	11.18	1.326	3481	-	3481±26	dM2.8	68.6979±0.0581	10.368±0.022	0.449±0.029		50	
Gl 899	11.163	1.256	3537	3463	3500±37	dM2.7	71.3741±0.0496	10.431±0.022	0.421±0.041	-0.01		
GL 905.2A	11.70	1.388	3439	-	3439±26	dM3.1	53.6996±0.0917	10.350±0.024	0.489±0.039	+0.06	1	
Gl 912	11.154	1.259	3534	3580	3557±23	dM2.4	56.1438±0.0964	9.901±0.024	0.502±0.027	+0.12		Binary?
L 977-17	13.45	1.401	3430	-	3430±26	dM3.1	44.3301±0.0728	11.683±0.024	0.269±0.021	-0.76		
L 1197-67	13.67	1.288	3509	-	3509±26	dM2.7	29.0860±0.0398	10.988±0.023	0.322±0.019	-0.49		
L 1197-68	13.55	1.288	3509	-	3509±26	dM2.7	29.0084±0.0398	10.863±0.023	0.341±0.020	-0.49		
LP 24-330	13.93	1.376	3447	-	3447±26	dM3.0	25.0142±0.0343	10.921±0.023	0.370±0.029	+0.28		
LP 222-50	13.569	1.340	3471	3435	3453±18	dM3.0	33.1625±0.0278	11.172±0.022	0.326±0.020			
LP 640-77	15.275	1.376	3447	-	3447±26	dM3.0	10.5563±0.0868	10.393±0.038	0.472±0.040	-0.37		
LP 873-20	13.951	1.438	3398	-	3398±26	sdM3.3	38.3098±0.0934	11.868±0.025	0.262±0.021	-0.62		
LDS 2332B	13.755	1.363	3456	-	3456±26	dM3.0	25.3188±0.0338	10.772±0.023	0.390±0.030	-0.08		
LDS 3733B	15.03	1.388	3439	-	3439±26	dM3.1	17.4658±0.0565	11.241±0.027	0.324±0.026	+0.22		
LDS 6225B	15.50	1.351	3464	-	3464±26	sdM2.9	25.8185±0.0854	12.560±0.027	0.169±0.013	-0.56		
LHS 137	13.360	1.275	3520	-	3520±26	dM2.6	42.5086±0.0490	11.502±0.023	0.251±0.015	-0.38		Subdwarf?
LHS 156	14.901	1.244	3547	3550	3549±2	sdM2.4	31.2485±0.0432	12.375±0.023	0.162±0.005	-1.00		
LHS 218	14.835	1.331	3478	-	3478±26	sdM2.8	24.9829±0.0425	11.823±0.024	0.231±0.018	+0.34		Subdwarf?
LHS 272	13.456	1.364	3455	3401	3428±27	sdM3.1	74.5686±0.0440	12.819±0.021	0.160±0.013	-0.67	1	
LHS 297	13.239	1.319	3486	-	3486±26	dM2.8	26.8106±0.3480	10.381±0.048	0.442±0.040	-0.05		
LHS 320	14.015	1.250	3542	3600	3571±29	dM2.3	25.8405±0.0639	11.077±0.025	0.288±0.018	-0.60		
LHS 375	15.68	1.425	3410	3500	3455±45	sdM3.0	31.8503±0.0726	13.196±0.025	0.128±0.015	-1.10	2	
LHS 1037	13.002	1.450	3388	-	3388±26	dM3.3	47.7575±0.0677	11.397±0.023	0.331±0.027		1	
LHS 1048	13.34	1.294	3504	-	3504±26	dM2.7	25.2464±0.0415	10.351±0.024	0.435±0.025			
LHS 1062	12.876	1.450	3388	3380	3384±4	dM3.3	40.4233±0.0602	10.909±0.023	0.418±0.015	-0.37	1	

Table 2:: continued.

Star	V (mag)	(R-I) _C (mag)	T_{eff}^1 (K)	T_{eff}^2 (K)	$T_{eff} \pm 3\sigma^3$ (K)	Spect. Type	π (m")	M_V (mag)	R_* (R_\odot)	[M/H]	Hi. Res. Spectra	Comments
LHS 1104	12.56	1.288	3509	3512	3511±2	dM2.7	41.2833±0.0784	10.639±0.024	0.377±0.011	+0.02		
LHS 1162	15.415	1.475	3366	-	3366±26	dM3.4	25.9524±0.0439	12.486±0.024	0.209±0.017	+0.16		Subdwarf?
LHS 1169	11.961	1.401	3430	3392	3411±19	dM3.2	76.0648±0.0462	11.367±0.021	0.322±0.021		1	
LHS 1185	13.50	1.402	3429	-	3429±26	dM3.1	30.2113±0.0805	10.901±0.026	0.386±0.031	+0.29		
LHS 1202	12.858	1.288	3509	-	3509±26	dM2.7	51.9024±0.0289	11.434±0.021	0.262±0.015	-0.27		Subdwarf?
LHS 1293	13.640	1.356	3461	3300	3381±81	dM3.4	31.2774±0.0329	11.116±0.022	0.382±0.076	+0.20		
LHS 1306	13.43	1.275	3520	-	3520±26	dM2.6	26.2977±0.5126	10.530±0.062	0.393±0.030	+0.04		
LHS 1333	13.670	1.399	3431	-	3431±26	dM3.1	18.8902±0.7948	10.051±0.109	0.569±0.070	-0.46		Binary?
LHS 1383	13.386	1.313	3490	-	3490±26	dM2.8	20.9608±0.0658	9.993±0.027	0.524±0.041	+0.09		Binary?
LHS 1384	14.35	1.285	3512	-	3512±26	dM2.7	34.9766±0.0272	12.069±0.022	0.195±0.011	-0.09		Subdwarf?
LHS 1468	14.820	1.404	3427	-	3427±26	dM3.1	19.5310±0.0793	11.274±0.029	0.326±0.027	+0.13		
LHS 1473	13.971	1.475	3366	-	3366±26	dM3.4	29.9217±0.0500	11.351±0.024	0.353±0.029	-0.10		
LHS 1478	13.39	1.401	3430	-	3430±26	dM3.1	54.8329±0.0328	12.085±0.021	0.223±0.017	+0.13		Subdwarf?
LHS 1495	12.93	1.413	3420	-	3420±26	dM3.2	38.3693±0.0445	10.850±0.023	0.402±0.032	+0.33	1	
LHS 1588	14.020	1.326	3481	-	3481±26	dM2.8	25.9094±0.0669	11.087±0.026	0.322±0.025	+0.59		
LHS 1600	14.45	1.487	3356	-	3356±26	dM3.5	27.7204±0.0638	11.664±0.025	0.311±0.026	+0.07		
LHS 1631	13.34	1.486	3357	-	3357±26	dM3.5	62.8041±0.0442	12.330±0.022	0.228±0.018	+0.36		Subdwarf?
LHS 1728	13.628	1.499	3346	-	3346±26	dM3.5	44.2946±0.0540	11.860±0.023	0.290±0.024	-2.02		
LHS 1741	14.19	1.462	3378	-	3378±26	dM3.4	39.5589±0.0624	12.176±0.023	0.236±0.019	+0.57		Subdwarf?
LHS 1778	13.264	1.376	3447	-	3447±26	dM3.0	30.8526±0.0551	10.710±0.024	0.408±0.032	-0.10		
LHS 1820	14.92	1.363	3456	-	3456±26	dM3.0	17.1457±0.0529	11.091±0.027	0.337±0.027	-0.68		
LHS 1847	13.2	1.270	3525	-	3525±26	dM2.6	30.6873±0.0300	10.635±0.202	0.372±0.055	+0.08		
LHS 1873	13.137	1.441	3396	-	3396±26	dM3.3	40.9550±0.0445	11.199±0.022	0.358±0.029	-0.15		
LHS 1983	14.77	1.438	3398	-	3398±26	dM3.3	21.0028±0.0555	11.381±0.026	0.328±0.027	-0.22		
LHS 2184	14.520	1.420	3414	-	3414±26	dM3.2	31.2357±0.0592	11.993±0.024	0.240±0.019	-0.41		Subdwarf?
LHS 2198	14.27	1.335	3475	-	3475±26	dM2.9	19.0497±0.2348	10.669±0.047	0.395±0.035	-0.70		
LHS 2232	11.73	1.462	3378	3304	3341±37	dM3.1	99.4076±0.0978	11.717±0.022	0.312±0.033	+0.14		
LHS 2292	12.214	1.313	3490	3493	3492±2	dM2.8	47.7233±0.0543	10.608±0.022	0.394±0.012	-0.10		
LHS 2304	13.151	1.334	3476	-	3476±26	dM2.9	30.3566±0.0563	10.562±0.024	0.414±0.032	-0.20		
LHS 2307	13.855	1.338	3473	-	3473±26	dM2.9	28.4912±0.1851	11.129±0.034	0.321±0.027	+0.34		
LHS 2448	13.656	1.410	3422	-	3422±26	dM3.2	36.6821±0.0671	11.478±0.024	0.300±0.024			
LHS 2458	14.175	1.326	3481	-	3481±26	dM2.8	21.8484±0.0362	10.872±0.024	0.356±0.028			
LHS 2513	13.49	1.475	3366	-	3366±26	dM3.4	46.2366±0.0320	11.815±0.022	0.285±0.023			
LHS 2659	13.225	1.363	3456	-	3456±26	dM3.0	42.8049±0.0353	11.382±0.022	0.294±0.023			
LHS 2660	14.575	1.391	3437	-	3437±26	dM3.1	20.1149±0.0455	11.093±0.025	0.348±0.028	-0.26		
LHS 2702	13.371	1.338	3473	3515	3494±21	dM2.8	25.8781±0.0270	10.436±0.022	0.425±0.028	-0.37		
LHS 2748	14.041	1.499	3346	-	3346±26	dM3.5	35.1036±0.2175	11.768±0.033	0.302±0.027			
LHS 2774	14.14	1.425	3409	-	3409±26	sdM3.2	32.6769±0.0475	11.711±0.023	0.276±0.022	-1.21		
LHS 2942	14.27	1.401	3430	-	3430±26	dM3.1	30.8307±0.0842	11.715±0.026	0.265±0.021			Subdwarf?
LHS 2949	13.369	1.364	3455	-	3455±26	dM3.0	30.5404±0.0559	10.793±0.024	0.387±0.030			
LHS 3123	13.168	1.370	3451	3462	3457±6	dM3.0	34.9874±0.0673	10.888±0.024	0.369±0.014	-1.12		
LHS 3267	13.825	1.434	3402	-	3402±26	dM3.3	35.2281±0.3351	11.559±0.041	0.300±0.027			
LHS 3293	14.707	1.342	3470	-	3470±26	dM2.9	27.0996±0.0231	11.872±0.022	0.229±0.018			Subdwarf?
LHS 3344	12.895	1.438	3399	3455	3427±28	dM3.1	31.2262±0.9523	10.368±0.085	0.495±0.057			
LHS 3350	13.690	1.487	3356	-	3356±26	dM3.5	33.2660±0.0256	11.300±0.022	0.368±0.030		1	
LHS 3375	13.74	1.412	3421	3410	3416±6	sdM3.2	32.6960±0.0820	11.312±0.025	0.327±0.013	-0.56		
LHS 3429	13.863	1.499	3346	3319	3333±14	dM3.6	48.6580±0.0695	12.299±0.023	0.242±0.014	-0.06		Subdwarf?
LHS 3591	12.842	1.363	3456	-	3456±26	dM3.0	29.3106±0.1806	10.177±0.033	0.513±0.043			Binary?
LHS 3616	13.7	1.338	3473	-	3473±26	dM2.9	38.4231±0.0701	11.623±0.204	0.255±0.044			Subdwarf?

Table 2:: continued.

Star	V (mag)	(R-I) _C (mag)	T_{eff}^1 (K)	T_{eff}^2 (K)	$T_{eff} \pm 3\sigma^3$ (K)	Spect. Type	π (m")	M_V (mag)	R_* (R_\odot)	[M/H]	Hi. Res. Spectra	Comments
LHS 3673	13.60	1.358	3459	-	3459±26	dM3.0	30.3772±0.0390	11.013±0.023	0.347±0.027			
LHS 3699	12.94	1.288	3509	-	3509±26	dM2.7	34.1197±0.1427	10.605±0.029	0.384±0.024		1	
LHS 3747	15.31	1.468	3372	-	3372±26	dM2.9	23.2216±0.0766	12.139±0.027	0.243±0.020			Subdwarf?
LHS 3784	14.25	1.422	3412	-	3412±26	dM3.2	27.1154±0.0611	11.416±0.025	0.314±0.025			
LHS 3795	13.896	1.487	3356	-	3356±26	dM3.5	24.8627±0.2928	10.874±0.045	0.447±0.041			
LHS 3835	14.075	1.363	3456	-	3456±26	dM3.0	20.5957±0.3053	10.644±0.052	0.414±0.038			
LHS 3860	14.025	1.262	3532	-	3532±26	dM2.5	22.4221±0.0460	10.778±0.024	0.345±0.020			
LHS 3879	12.868	1.450	3388	3428	3408±20	sdM3.2	43.0339±0.0480	11.037±0.022	0.377±0.025	-0.71	1	
LHS 3881	14.49	1.450	3388	-	3388±26	dM3.3	23.3948±0.0409	11.336±0.024	0.341±0.028	+0.05		
LHS 3898	12.338	1.254	3539	3696	3617±79	dM2.0	34.4921±0.0546	10.027±0.023	0.442±0.055	+0.16		
LHS 3903	14.55	1.351	3464	-	3464±26	dM2.9	18.6857±0.0385	10.908±0.024	0.361±0.028			
NLTT 9223	12.688	1.429	3406	3377	3391±14	dM3.3	52.0770±0.6965	11.271±0.049	0.349±0.024			
LSPM J0355+5214	14.508	1.318	3486	3435	3460±25	dM2.9	25.1365±0.0383	11.510±0.023	0.276±0.021			Subdwarf?
LSPM J1804+1354	13.227	1.384	3441	3375	3408±33	dM3.2	52.1520±0.0410	11.813±0.022	0.264±0.025			Subdwarf?
LDS 2332B	13.76	1.363	3456	-	3456±26	dM3.0	25.3188±0.0338	10.777±0.023	0.389±0.030			
HIP 14101A	10.54	1.475	3366	3359	3363±4	dM3.5	148.5466±0.0800	12.152±0.021	0.245±0.005	-0.28		Subdwarf?
HIP 14101B	10.54	1.475	3366	3359	3363±4	dM3.5	148.5466±0.0800	12.152±0.021	0.245±0.005	-0.28		Subdwarf?
HIP 28035	10.762	1.362	3457	3663	3560±103	dM2.4	71.2290±0.0324	10.025±0.021	0.473±0.075			
HIP 28940B	15.08	1.363	3456	-	3456±26	dM3.0	17.1457±0.0529	11.251±0.027	0.313±0.025		3	
HIP 28940C	15.08	1.363	3456	-	3456±26	dM3.0	17.1457±0.0529	11.251±0.027	0.313±0.025		3	
HIP 110893A	10.333	1.468	3372	3391	3382±9	dM3.3	249.3926±0.1653	12.317±0.021	0.219±0.007	-0.12		Subdwarf?
HIP 110893B	10.333	1.468	3372	3391	3382±9	dM3.3	249.9668±0.7414	12.322±0.026	0.219±0.007	-0.12		Subdwarf?
G 14-42	14.45	1.285	3512	-	3512±26	dM2.7	19.7944±0.0719	10.933±0.028	0.329±0.020			
G 65-4	14.475	1.438	3398	-	3398±26	dM3.3	18.6136±0.0481	10.824±0.026	0.424±0.034			
G 131-5	14.59	1.450	3388	-	3388±26	dM3.3	15.8756±0.0817	10.594±0.031	0.480±0.040			
G 132-51B	13.01	1.438	3398	-	3398±26	dM3.3	32.7415±0.1185	10.585±0.028	0.473±0.039	+0.16	1	
G 132-72	14.35	1.450	3388	-	3388±26	dM3.3	23.4568±0.0889	11.201±0.028	0.363±0.030			
G 137-17	14.68	1.300	3499	-	3499±26	dM2.7	17.5728±0.0466	10.904±0.026	0.339±0.026			
G 201-50	14.63	1.462	3378	3390	3384±6	dM3.3	30.8208±0.0308	12.074±0.022	0.244±0.010	-0.05		Subdwarf?
G 212-26	13.42	1.376	3447	-	3447±26	dM3.0	26.3258±0.0280	10.522±0.022	0.445±0.035			
G 212-27	13.793	1.450	3388	-	3388±26	dM3.3	26.2789±0.0320	10.891±0.023	0.418±0.034			
G 230-31	12.961	1.328	3480	3559	3519±40	dM2.6	27.9648±0.0223	10.194±0.022	0.459±0.035			
G 247-35	12.71	1.275	3520	-	3520±26	dM2.6	35.5290±0.0353	10.463±0.022	0.405±0.023	+0.75	2	
BD+30 397B	12.508	1.300	3499	-	3499±26	dM2.7	24.4490±0.0833	9.449±0.027	0.663±0.052		2	Binary?
BD+87 91B	13.99	1.438	3398	-	3398±26	dM3.3	28.1121±0.1002	11.234±0.028	0.351±0.029			
dM4 sample												
GJ					±		±	±	±			
GI					±		±	±	±			
GJ 1001A	12.84	1.556	3297	3351	3324±27	dM3.7	81.2282±0.1139	12.389±0.023	0.237±0.020		15	
GJ 1005AB	11.483	1.535	3315	3227	3271±44	dM3.9	200.53 ±9.41	12.994±0.120	0.198±0.035	-0.47		Subdwarf?
GJ 1006A	12.255	1.584	3273	3232	3252±20	dM4.0	65.1222±0.1007	11.324±0.023	0.444±0.033		4	Binary?
GJ 1006B	13.21	1.595	3263	3232	3247±15	dM4.1	65.2483±0.0838	12.283±0.023	0.288±0.018		4	
GJ 1010B	14.10	1.535	3315	-	3315±28	sdM3.7	52.2114±0.0518	12.689±0.022	0.210±0.018	+0.01		
GJ 1011	14.145	1.619	3246	-	3246±28	dM4.1	60.0288±0.1002	13.037±0.024	0.204±0.019		1	Subdwarf?
GJ 1013	12.75	1.548	3304	3243	3273±30	dM3.9	70.9713±0.0530	12.005±0.022	0.311±0.029	-0.07	4	
GJ 1024	13.72	1.595	3263	-	3263±28	dM4.0	54.7079±0.0796	12.410±0.023	0.263±0.024		4	
GJ 1025	13.33	1.523	3325	-	3325±28	dM3.6	80.9235±0.0819	12.870±0.022	0.189±0.017		3	Subdwarf?
GJ 1034	15.05	1.613	3250	3035	3142±107	dM4.5	46.5863±0.0861	13.391±0.024	0.214±0.065	-0.38	3	
GJ 1045	14.47	1.672	3211	-	3211±28	dM4.2	45.4220±0.0820	12.756±0.024	0.248±0.023	+0.30		
GJ 1065	12.79	1.535	3315	-	3315±28	dM3.7	100.5599±0.1050	12.802±0.022	0.199±0.018	+0.20	11	Subdwarf?

Table 2:: continued.

Star	V (mag)	(R-I) _C (mag)	T_{eff}^1 (K)	T_{eff}^2 (K)	$T_{eff} \pm 3\sigma^3$ (K)	Spect. Type	π (m")	M_V (mag)	R_* (R_{\odot})	[M/H]	Hi. Res. Spectra	Comments
GJ 1068	13.58	1.643	3231	-	3231±28	dM4.1	140.5559±0.0354	14.319±0.021	0.116±0.010	+0.06	18	Subdwarf?
GJ 1092	13.775	1.612	3251	3207	3229±22	dM4.1	68.8440±0.0763	12.964±0.022	0.218±0.017	-0.40		
GJ 1105	12.01	1.535	3315	3213	3264±51	dM4.0	113.0897±0.0661	12.277±0.021	0.279±0.039	+0.24	1	
GJ 1122A	14.505	1.689	3200	-	3200±28	dM4.3e	51.6411±0.0882	13.070±0.024	0.219±0.022	+0.16		
GJ 1129	12.60	1.619	3246	3220	3233±13	dM4.1	90.8249±0.0849	12.391±0.022	0.281±0.017	+0.05	11	
GJ 1134	12.965	1.654	3223	3129	3176±47	dM4.4	99.4498±0.0717	12.953±0.022	0.244±0.035	-0.16		
GJ 1138	13.000	1.640	3233	3151	3192±41	dM4.3	103.1065±0.1841	13.066±0.024	0.224±0.029	-0.57		
GJ 1148	11.852	1.582	3274	3231	3252±21	dM4.0	90.7623±0.0527	11.642±0.021	0.383±0.029			Binary?
GJ 1157	13.625	1.649	3227	-	3227±28	dM4.1	63.1262±0.0718	12.626±0.022	0.256±0.023	+0.61		
GJ 1174	12.763	1.533	3317	3211	3264±53	dM4.0	58.5132±0.1752	11.599±0.026	0.382±0.056	+0.09		Binary?
GJ 1193	13.825	1.535	3315	-	3315±28	dM3.7	44.1535±0.0682	12.050±0.023	0.281±0.025	-0.09		
GJ 1204	13.780	1.610	3252	-	3252±28	dM4.0e	66.0830±0.0551	12.880±0.022	0.217±0.019	+0.43	?	
GJ 1207	12.315	1.587	3270	3221	3245±24	dM4.1e	115.0339±0.0823	12.619±0.022	0.248±0.020	-0.15	9	
GJ 1215	13.68	1.493	3351	-	3351±28	dM3.5	80.7994±0.1696	13.217±0.025	0.154±0.013	+0.07		Subdwarf?
GJ 1216	14.410	1.572	3283	-	3283±28	dM3.9	55.8526±0.1018	13.145±0.024	0.181±0.016	-0.40		Subdwarf?
GJ 1218A	13.483	1.548	3304	3281	3292±11	sdM3.8	60.7706±0.0716	12.401±0.023	0.250±0.013	-0.95		
GJ 1218B	13.483	1.548	3304	3281	3292±11	sdM3.8	60.7706±0.0716	12.401±0.023	0.250±0.013	-0.95		
GJ 1222	13.120	1.563	3291	3162	3226±64	dM4.2	62.2155±0.0639	12.089±0.022	0.328±0.056	+0.06	3	
GJ 1225	15.385	1.697	3195	-	3195±28	sdM4.3	52.9885±0.0441	14.006±0.022	0.144±0.014	-0.49		Subdwarf?
GJ 1235	13.39	1.643	3231	3094	3162±68	dM4.4	94.1985±0.2407	13.260±0.026	0.218±0.043	+0.14	1	
GJ 1254	12.53	1.568	3287	3265	3276±11	dM3.9	62.4692±0.0418	11.508±0.021	0.389±0.021	+0.22	1	Binary?
GJ 1263	12.720	1.511	3336	3252	3294±42	dM3.8	80.7724±0.1102	12.256±0.023	0.266±0.032	+0.22	2	
GJ 1265	13.620	1.643	3231	3023	3127±104	dM4.6	97.5087±0.0711	13.565±0.022	0.204±0.060	-0.12	16	
GJ 1270	13.245	1.607	3254	3270	3262±12	dM4.0	71.2764±0.1177	12.510±0.024	0.252±0.014	+0.04	1	
GJ 1289	12.645	1.654	3223	3164	3193±29	dM4.4	119.7106±0.1165	13.036±0.022	0.226±0.023	+0.12	1	
GJ 2036B	13.92	1.625	3242	3247	3244±3	sdM4.1e	90.1653±0.0379	13.695±0.021	0.151±0.006			Subdwarf?
GJ 2043B	14.675	1.619	3246	3130	3188±42	dM4.3	58.0811±0.1182	13.495±0.024	0.185±0.025	+0.34		Subdwarf?
GJ 2069A	11.97	1.595	3263	3231	3247±16	dM4.1e	62.0284±0.2144	10.933±0.027	0.536±0.036	+0.27	1	PMS?
GJ 3049	11.51	1.678	3208	-	3208±28	dM4.2	97.7275±0.0819	11.460±0.022	0.453±0.041		6	Binary?
GJ 3078B	13.905	1.582	3274	-	3274±28	dM3.9	64.6265±0.1019	12.957±0.023	0.200±0.018	+0.05		Subdwarf?
GJ 3092B	14.85	1.769	3148	-	3148±28	dM4.5	32.4362±0.0589	12.405±0.073	0.333±0.033	+0.05		
GJ 3105	13.977	1.674	3210	3269	3239±30	dM4.1	40.1835±0.3172	11.997±0.037	0.334±0.034			
GJ 3132	13.848	1.554	3299	-	3299±28	dM3.8	54.3863±0.0723	12.525±0.023	0.233±0.021		1	
GJ 3142	13.600	1.625	3242	3257	3250±7	dM4.0e	65.4462±0.0658	12.679±0.022	0.239±0.011	+0.12	6	
GJ 3149B	13.125	1.595	3263	3239	3251±12	dM4.0e	74.4161±0.0799	12.483±0.022	0.261±0.015	+0.09		
GJ 3150	14.070	1.617	3248	3216	3232±16	dM4.1	44.1724±0.0609	12.296±0.023	0.295±0.019			
GJ 3198	12.35	1.508	3338	3447	3392±54	dM3.3	58.5094±0.0760	11.186±0.023	0.363±0.050	+0.07	1	Binary?
GJ 3235	13.010	1.550	3302	3256	3279±23	dM3.9	42.6657±0.5126	11.160±0.046	0.454±0.041	-0.04	4	Binary?
GJ 3240A	13.29	1.511	3335	-	3335±28	dM3.6	25.6350±0.0519	10.334±0.024	0.597±0.053		1	
GJ 3240A	13.29	1.511	3335	-	3335±28	dM3.6	25.6350±0.0519	10.334±0.024	0.597±0.053		1	
GJ 3263A	13.13	1.506	3340	3290	3315±25	dM3.7	54.1068±0.1189	11.796±0.025	0.316±0.026	+0.09	19	
GJ 3263B	13.13	1.506	3340	3290	3315±25	dM3.7	54.2433±0.1154	11.802±0.025	0.315±0.026	+0.09	19	
GJ 3283B	14.97	1.654	3223	-	3223±28	dM4.2e	28.8139±0.0557	12.268±0.024	0.304±0.028			
GJ 3322A	12.278	1.572	3283	3348	3315±33	dM3.7e	41.9242±0.0822	10.390±0.024	0.604±0.060	+0.03	1	PMS?
GJ 3322B	12.278	1.572	3283	3348	3315±33	dM3.7e	42.2441±0.2394	10.407±0.032	0.600±0.062	+0.03	1	PMS?
GJ 3343A	13.45	1.511	3335	-	3335±28	dM3.6	36.1605±0.3018	11.241±0.038	0.393±0.037		1	Binary?
GJ 3372B	13.565	1.654	3223	-	3223±28	dM4.2e	74.0334±0.0635	12.912±0.022	0.226±0.021	+0.15	1	
GJ 3374B	13.335	1.517	3330	3293	3312±9	dM3.7	50.3718±0.0465	11.846±0.022	0.311±0.015		1	
GJ 3378	11.689	1.575	3281	3283	3282±1	dM3.9	129.4589±0.0799	12.250±0.021	0.273±0.009			
GJ 3379	11.281	1.633	3237	3216	3226±10	dM4.2	192.0675±0.0715	12.698±0.021	0.248±0.013			
GJ 3386C	13.13	1.535	3315	-	3315±28	dM3.7	36.7439±0.0304	10.956±0.022	0.466±0.041	+0.24	1	Binary?
GJ 3398	14.22	1.643	3231	-	3231±28	dM4.1	56.5741±0.1107	12.983±0.024	0.215±0.020			
GJ 3405B	13.33	1.548	3304	-	3304±28	dM3.8	65.9903±0.1111	12.427±0.024	0.242±0.022	+0.12	4	

Table 2:: continued.

Star	V (mag)	(R-I) _C (mag)	T_{eff}^1 (K)	T_{eff}^2 (K)	$T_{eff} \pm 3\sigma^3$ (K)	Spect. Type	π (m")	M_V (mag)	R_* (R_\odot)	[M/H]	Hi. Res. Spectra	Comments
GJ 3442	13.65	1.698	3194	-	3194±28	dM4.3	86. ±13.	13.322±0.326	0.198±0.052		7	Subdwarf?
GJ 3466	12.85	1.678	3208	3100	3154±54	dM4.5	80.3526±0.8245	12.375±0.042	0.333±0.058	+0.09		
GJ 3522A	10.895?	1.607	3254	3182	3218±36	dM4.2e	224. ±36.	12.646±0.344	0.258±0.074	-0.01	5	
GJ 3522B	10.895?	1.607	3254	3182	3218±36	dM4.2e	224. ±36.	12.646±0.344	0.258±0.074	-0.01	5	
GJ 3573	14.2	1.674	3210	-	3210±28	dM4.2	54.4900±0.0855	12.882±0.203	0.235±0.044	+0.25		
GJ 3577A	13.89	1.548	3304	3500	3402±98	dM3.3e	36.6872±0.0680	11.713±0.024	0.279±0.066	+0.19		
GJ 3577B	14.16	1.572	3283	-	3283±28	dM3.9e	36.7820±0.0523	11.988±0.023	0.308±0.028	+0.19		
GJ 3599	13.180	1.537	3313	-	3313±28	dM3.7	46.7032±0.0548	11.527±0.023	0.359±0.032	+0.30		Binary?
GJ 3612	11.940	1.502	3343	3390	3367±23	dM3.4	77.3442±0.2883	11.382±0.028	0.347±0.027		1	
GJ 3631A	15.365	1.619	3246	3039	3142±103	sdM4.5e	71.7830±0.0903	14.645±0.023	0.120±0.035	-0.64		
GJ 3631B	15.365	1.619	3246	3039	3142±103	sdM4.5e	71.7830±0.0903	14.645±0.023	0.120±0.035	-0.64		
GJ 3637	14.055	1.619	3246	-	3246±28	dM4.1	71.9 ±3.1	13.339±0.112	0.177±0.024	-0.30		Subdwarf?
GJ 3666	12.56	1.523	3325	3243	3284±41	dM3.9	78.0880±0.1359	12.023±0.024	0.302±0.036	-0.07	2	
GJ 3707	12.120	1.584	3273	3186	3229±43	dM4.1	81.5516±0.1043	11.677±0.023	0.394±0.049	+0.35	16	Binary?
GJ 3731A	12.70	1.521	3327	-	3327±28	dM3.6	47.1483±0.0896	11.067±0.024	0.432±0.038		1	Binary?
GJ 3764	12.86	1.493	3351	3473	3412±61	dM3.2	59.9101±0.0475	11.747±0.022	0.270±0.041	-0.09		
GJ 3779	12.93	1.578	3278	3216	3247±31	dM4.1	72.7352±0.0611	12.239±0.022	0.294±0.028	-0.26		
GJ 3780	12.895	1.566	3288	3320	3304±16	dM3.8e	70.8096±0.0707	12.145±0.022	0.275±0.017	-0.21		
GJ 3789	12.105	1.595	3263	3257	3260±3	dM4.0e	54.6875±0.3313	10.794±0.033	0.557±0.024	+0.07		Binary?
GJ 3800	13.5	1.666	3216	3265	3240±25	dM4.1e	47.4764±0.5164	11.882±0.223	0.351±0.066	+0.10		
GJ 3801	11.97	1.511	3336	3254	3295±41	dM3.8	108.8253±0.0442	12.154±0.021	0.279±0.032	+0.14	2	
GJ 3804	11.872	1.497	3348	3283	3315±32	dM3.7	89.2264±0.0781	11.624±0.022	0.342±0.033	+0.09	22	
GJ 3832C	13.95	1.572	3283	-	3283±28	dM3.9e	34.9052±0.0628	11.664±0.024	0.357±0.032	+0.59		
GJ 3839	13.129	1.653	3224	3205	3215±5	dM4.2	60.00 ±2.20	12.020±0.098	0.346±0.028			
GJ 3843	12.995	1.491	3353	3283	3318±35	dM3.7	74.5644±0.0808	12.358±0.022	0.243±0.025	-0.02		
GJ 3873	12.355	1.585	3272	3288	3280±8	dM3.9	67.0722±0.0487	11.488±0.022	0.390±0.018	+0.11		Binary?
GJ 3900	12.840	1.572	3283	3300	3286±4	dM3.9	46.8543±0.7673	11.194±0.055	0.441±0.024	+0.46	7	Binary?
GJ 3907	14.175	1.641	3232	-	3232±28	dM4.1	50.4856±0.4258	12.691±0.038	0.246±0.024	+0.06		
GJ 3908	13.70	1.500	3345	-	3345±28	dM3.6	32.4545±0.0684	11.256±0.025	0.383±0.034	+0.04		Binary?
GJ 3919	13.185	1.588	3269	3238	3253±15	dM4.0	61.2109±0.3184	12.119±0.031	0.307±0.021	+0.17		
GJ 3991	11.855	1.663	3217	3233	3225±8	dM4.2	134.5971±0.4894	12.500±0.028	0.272±0.014			
GJ 4020B	14.70	1.631	3239	-	3239±28	dM4.1e	30.9605±0.0406	12.154±0.023	0.310±0.028			
GJ 4030	13.520	1.515	3332	-	3332±28	dM3.6	46.8068±0.0402	11.872±0.022	0.296±0.026	-0.04		
GJ 4049B	13.530	1.572	3283	-	3283±28	dM3.9	88.0473±0.0484	13.254±0.021	0.172±0.015	-0.13	1	Subdwarf?
GJ 4063A	12.195	1.535	3315	3304	3309±5	sdM3.7	91.8545±0.0493	12.011±0.021	0.290±0.012	-0.54	4	
GJ 4063B	12.195	1.535	3315	3304	3309±5	sdM3.7	91.8545±0.0493	12.011±0.021	0.290±0.012	-0.54	4	
GJ 4065	12.477	1.599	3260	3227	3243±16	dM4.1	83.0284±0.0832	12.073±0.022	0.320±0.021			
GJ 4108	15.35	1.690	3200	-	3200±28	dM4.3	47.3972±0.0719	13.729±0.023	0.162±0.016			Subdwarf?
GJ 4132	13.4	1.562	3292	-	3292±28	dM3.8	51.9363±0.0654	11.977±0.203	0.304±0.056		3	
GJ 4169	13.975	1.660	3219	3129	3174±45	dM4.4	77.8446±0.0668	13.431±0.022	0.196±0.027	+0.07		Subdwarf?
GJ 4177BA	?13.12	1.511	3336	-	3336±28	dM3.6	47.9730±0.7228	11.525±0.052	0.344±0.035	-0.03	1	
GJ 4177BB	?13.12	1.511	3336	-	3336±28	dM3.6	47.9730±0.7228	11.525±0.052	0.344±0.035	-0.03	1	
GJ 4178A	13.9	1.497	3348	-	3348±28	sdM3.5	41.2951±0.1118	11.979±0.206	0.273±0.050	-1.65		
GJ 4178B	13.9	1.497	3348	-	3348±28	sdM3.5	41.2951±0.1118	11.979±0.206	0.273±0.050	-1.65		
GJ 4185A	13.43	1.548	3304	-	3304±28	dM3.8e	49.2145±0.2439	11.890±0.031	0.309±0.029	+0.18	1	
GJ 4185B	13.43	1.548	3304	3288	3296±8	dM3.8	49.2145±0.2439	11.890±0.031	0.314±0.016	+0.18	1	
GJ 4186B	13.49	1.560	3293	3288	3290±2	dM3.8	49.8995±0.0545	11.980±0.022	0.305±0.011	+0.18	1	
GJ 4207	12.57	1.505	3341	3340	3340±1	dM3.6	82.8819±0.1133	12.162±0.023	0.255±0.008	+0.01	1	
GJ 4214A	13.65	1.584	3273	-	3273±28	dM3.9	58.3917±0.1541	12.482±0.026	0.250±0.023	+0.21	1	
GJ 4232	14.06	1.517	3330	-	3330±28	dM3.6	40.2447±0.0563	12.084±0.023	0.269±0.024	-0.40		
GJ 4257	13.747	1.567	3287	-	3287±28	dM3.8	56.6531±0.0912	12.513±0.023	0.240±0.021		1	
GJ 4269	13.971	1.622	3244	3248	3246±2	dM4.1	45.5231±0.0313	12.262±0.021	0.291±0.010			
GJ 4277A	13.68	1.548	3304	-	3304±28	dM3.8	39.1 ±3.3	11.641±0.196	0.347±0.062	+0.24		

Table 2:: continued.

Star	V (mag)	(R-I) _C (mag)	T_{eff}^1 (K)	T_{eff}^2 (K)	$T_{eff} \pm 3\sigma^3$ (K)	Spect. Type	π (m")	M_V (mag)	R_* (R_\odot)	[M/H]	Hi. Res. Spectra	Comments
Gl 4285	14.45	1.560	3293	-	3293±28	dM3.8	35.3687±0.0510	12.193±0.023	0.275±0.024		12	
GJ 4333	11.710	1.601	3258	3225	3241±16	dM4.1	94.6489±0.0913	11.591±0.022	0.401±0.026	+0.25	12	Binary?
GJ 4338B	12.435	1.619	3246	3257	3251±6	dM4.0e	67.5362±0.1868	11.583±0.026	0.395±0.018		1	Binary?
GJ 4367	13.45	1.617	3248	3221	3234±13	dM4.1	58.9687±0.1169	12.303±0.024	0.293±0.018	+0.28	3	
GJ 4376A	13.794	1.508	3338	-	3338±28	dM3.6	25.2900±0.0757	10.809±0.026	0.477±0.043		1	Binary?
GJ 4378A	12.975	1.560	3293	3313	3303±10	dM3.8	50.1803±0.1883	11.478±0.028	0.375±0.020		2	
GJ 4387A	13.56	1.542	3309	3255	3282±27	sdM3.9	63.6455±0.0914	12.579±0.023	0.235±0.016	-0.62		
GJ 4387B	13.56	1.542	3309	3255	3282±27	sdM3.9	63.6455±0.0914	12.579±0.023	0.235±0.016	-0.62		
GJ 9652B	13.275	1.542	3309	3356	3332±24	dM3.6e	55.2509±0.0567	11.987±0.022	0.280±0.022	-0.09	1	
Gl 15B	11.055	1.587	3270	3262	3266±4	sdM4.0	280.7866±0.0519	13.297±0.020	0.174±0.007	-0.95	5	
Gl 46	11.801	1.508	3338	3343	3340±3	dM3.6	83.5181±0.4599	11.410±0.032	0.360±0.015	+0.15	5	
Gl 53.1B	14.054	1.675	3210	3257	3233±24	dM4.1	48.6871±0.0693	12.491±0.023	0.269±0.022			
Gl 54.1	12.074	1.708	3188	3084	3136±52	dM4.6e	269.3628±0.0785	14.226±0.021	0.148±0.023	-0.33	107	
Gl 73	14.115	1.624	3243	-	3243±28	dM4.1	61.5492±0.0591	13.061±0.022	0.203±0.018	+0.15		
Gl 84.1B	12.77	1.497	3348	3295	3321±26	dM3.7	38.1477±0.1017	10.677±0.026	0.523±0.045	-0.18	7	Binary?
Gl 101	13.213	1.499	3346	-	3346±28	dM3.5	49.8940±0.0450	11.703±0.022	0.311±0.027		1	
Gl 102	12.96	1.698	3194	3153	3173±20	dM4.4e	100.2835±0.1061	12.966±0.022	0.244±0.019	+0.03	3	
Gl 105B	11.660	1.607	3254	3187	3220±33	dM4.2	138.4637±0.0886	12.367±0.021	0.292±0.030	-0.09	31	
Gl 118.2C	13.827	1.600	3259	3227	3243±16	dM4.1	44.2923±0.0637	12.059±0.023	0.322±0.021			
Gl 166C	11.180	1.63	3239	3234	3236±2	dM4.1e	199.4552±0.3204	12.679±0.023	0.245±0.009	-0.10	5	
GL 169.1A	11.075	1.60	3259	3204	3231±27	dM4.1	180.4215±0.5863	12.356±0.027	0.287±0.026	+0.29	1	
GL 179	11.999	1.492	3352	3398	3375±23	dM3.4	80.9036±0.0606	11.539±0.022	0.318±0.024	+0.22	25	
Gl 206A	12.282	1.510	3336	3248	3292±44	dM3.8e	77.1801±0.0813	11.720±0.022	0.342±0.042	+0.19	6	
Gl 206B	12.282	1.510	3336	3248	3292±44	dM3.8e	77.1801±0.0813	11.720±0.022	0.342±0.042	+0.19	6	
GL 213	11.550	1.626	3242	3182	3212±30	dM4.2e	172.7068±0.0788	12.737±0.021	0.250±0.024	-0.16	67	
GL 232	13.06	1.679	3207	3103	3155±52	dM4.5	117.7410±0.0618	13.415±0.021	0.206±0.032	-0.25	?	
GL 234A	11.12	1.700	3193	-	3193±28	dM4.3e	242.9649±0.8833	13.048±0.028	0.225±0.023		1	
GL 268A	12.223	1.701	3192	3154	3173±19	dM4.4e	164.6395±0.1338	13.306±0.022	0.208±0.016	+0.16	?	
GL 268B	12.223	1.701	3192	3154	3173±19	dM4.4e	164.6395±0.1338	13.306±0.022	0.208±0.016	+0.16	?	
GL 273	9.850	1.559	3294	3277	3285±8	dM3.9	262.98 ±1.39	11.950±0.031	0.312±0.016	-0.08	196	
Gl 277B	11.785	1.550	3302	3312	3307±5	dM3.8e	83.3267±0.0687	11.389±0.022	0.387±0.016	+0.10	4	
GL 285	11.225	1.696	3196	3166	3181±15	dM4.4e	167.0186±0.0592	12.339±0.021	0.320±0.021	+0.24	7	
GL 299	12.83	1.71	3187	3114	3150±36	dM4.5	145.4757±0.5695	13.644±0.028	0.187±0.023	-0.43	22	Subdwarf?
GL 300	12.090	1.68	3206	3189	3197±8	dM4.3	123.2204±0.0667	12.543±0.021	0.281±0.014	+0.20	40	
GL 317	11.990	1.497	3348	3262	3305±43	dM3.8	65.7744±0.0557	11.080±0.022	0.448±0.054	-0.10	84	Binary?
GL 319B	11.83	1.523	3325	3555	3440±115	dM3.1	64.5835±0.0549	10.881±0.022	0.382±0.105	+0.04	9	Binary?
GL 324B	13.15	1.650	3226	3180	3203±23	dM4.3	80.1166±0.1091	12.669±0.023	0.262±0.021	+0.42		
GL 347B	15.065	1.619	3246	3289	3267±21	sdM4.0	57.1832±0.0668	13.851±0.023	0.135±0.010	+0.02	1	Subdwarf?
GL 375A	12.053	1.501	3344	3307	3325±16	dM3.7e	64.7829±0.0448	11.110±0.022	0.426±0.026		1	PMS?
GL 375B	12.053	1.501	3344	3307	3325±18	dM3.7e	64.7829±0.0448	11.110±0.022	0.426±0.028		1	PMS?
GL 398	12.636	1.520	3328	3291	3309±16	dM3.8e	65.3811±0.0915	11.713±0.023	0.332±0.021	+0.03	7	
Gl 402	11.663	1.832	3099	3175	3137±38	dM4.6e	143.4971±0.0626	12.447±0.021	0.334±0.031	+0.12	11	
Gl 431	11.535	1.490	3354	3350	3352±2	dM3.5e	93.0715±0.0833	11.379±0.022	0.357±0.012	+1.24	5	
Gl 445	10.830	1.520	3328	3205	3266±61	dM4.0	190.2625±0.0475	12.227±0.021	0.285±0.046	-0.30	2	
Gl 447	11.160	1.697	3198	3105	3151±46	dM4.5	296.3073±0.0699	13.519±0.021	0.198±0.028	-0.04	112	Subdwarf?
Gl 452.1	12.775	1.489	3354	3284	3319±35	dM3.7	86.7442±0.0807	12.466±0.022	0.231±0.024		16	
GL 458B	13.33	1.523	3325	3320	3322±2	sdM3.7	65.5990±0.0372	12.414±0.021	0.235±0.008	-0.53		
Gl 469	12.047	1.519	3329	3215	3272±57	dM3.9	68.6214±0.8950	11.229±0.048	0.446±0.074	+0.14	10	Binary?
GL 486	11.392	1.537	3313	3268	3290±22	dM3.8	123.8215±0.0623	11.856±0.021	0.323±0.024	-0.05	13	
GL 490B	13.180	1.595	3263	3182	3222±40	dM4.2	49.5475±0.1263	11.655±0.026	0.403±0.048	+0.07		Binary?
GL 512B	13.69	1.652	3225	3130	3177±47	dM4.4	71.9908±0.2344	12.976±0.027	0.240±0.035	+0.12	5	
GL 520C	14.47	1.584	3273	3150	3211±61	dM4.2e	45.1562±0.0599	12.744±0.023	0.250±0.041	-0.14		
GL 540.2	13.875	1.726	3176	-	3176±28	sdM4.4e	31.7829±0.0813	11.386±0.026	0.501±0.050	-0.80	12	Binary?

Table 2:: continued.

Star	V (mag)	(R-I) _C (mag)	T_{eff}^1 (K)	T_{eff}^2 (K)	$T_{eff} \pm 3\sigma^3$ (K)	Spect. Type	π (m")	M_V (mag)	R_* (R_\odot)	[M/H]	Hi. Res. Spectra	Comments
GL 544B	14.50	1.651	3225	3191	3208±17	dM4.2	48.6039±0.0951	12.933±0.024	0.230±0.016	-0.13	5	
GL 545	12.855	1.528	3321	3249	3285±36	dM3.8	72.4350±0.0724	12.155±0.022	0.284±0.030	-0.12		
Gl 553.1	11.903	1.488	3355	3246	3300±54	dM3.8	92.0697±0.1046	11.724±0.022	0.337±0.049	+0.26	11	
GL 555	11.318	1.629	3240	3205	3222±17	dM4.2	160.1141±0.1135	12.340±0.022	0.294±0.020	+0.20	16	
GL 568A	12.425	1.538	3312	3260	3286±26	dM3.9	87.9350±0.1779	12.146±0.024	0.285±0.024	+0.45		
GL 568B	12.425	1.538	3312	3260	3286±26	dM3.9	87.9350±0.1779	12.146±0.024	0.285±0.024	+0.45		
Gl 590	12.72	1.61	3252	3103	3178±65	dM4.4	99.1979±0.0886	12.703±0.022	0.272±0.051		1	
GL 592	12.720	1.561	3293	3196	3244±48	dM4.1	71.6550±0.0804	11.996±0.022	0.331±0.044	+0.14	6	
GL 609	12.570	1.595	3263	3123	3193±70	dM4.3	99.9043±0.0594	12.568±0.021	0.281±0.056	-0.06	5	
Gl 628	10.084	1.529	3320	3298	3309±11	dM3.7	232.2095±0.0630	11.913±0.021	0.303±0.016			
GL 630.1AA	12.995?	1.684	3204	3115	3159±44	dM4.5e	67.3400±0.0514	12.136±0.022	0.368±0.050	-0.34	1	
GL 630.1AB	12.995?	1.684	3204	3115	3159±44	dM4.5e	67.3400±0.0514	12.136±0.022	0.368±0.050	-0.34	1	
GL 643	11.759	1.546	3305	3304	3304±1	dM3.8	153.9189±0.1310	12.695±0.022	0.213±0.007	-0.21	41	
GL 644A	9.776	1.529	3320	-	3320±28	dM3.7	161.41 ±5.64	10.816±0.095	0.492±0.061	-0.21		PMS?
GL 644B	9.776	1.529	3320	-	3320±28	dM3.7	161.41 ±5.64	10.816±0.095	0.492±0.061	-0.21	4	PMS?
Gl 669A	11.36	1.530	3319	3343	3331±12	dM3.6e	92.9885±0.0498	11.202±0.021	0.403±0.022	+0.08	7	PMS?
GL 682	10.946	1.59	3268	3207	3237±30	dM4.2	199.7031±0.0832	12.448±0.021	0.272±0.026	+0.11	40	
GL 695B	10.8	1.500	3345	3271	3308±37	dM3.7	119.7908±0.6586	11.192±0.212	0.423±0.088	+0.40	1	Binary?
Gl 699	9.511	1.592	3266	3244	3255±11	dM4.0	547.4506±0.2899	13.203±0.021	0.186±0.010	-0.40	69	
GL 720B	13.010	1.548	3304	3216	3260±44	dM4.0	64.2842±0.0406	12.051±0.021	0.313±0.039	-0.16	1	
GL 725B	9.69	1.51	3336	3310	3323±13	sdM3.7	283.8624±0.1065	11.956±0.021	0.289±0.016	-0.57	8	
GL 729	10.475	1.580	3276	3200	3238±38	dM4.1e	336.1228±0.0641	13.107±0.020	0.200±0.022	-0.14	22	
GL 732A	12.70	1.560	3293	3207	3250±43	dM4.0e	80.2529±0.0796	12.222±0.022	0.294±0.036	-0.01	3	
GL 754	12.23	1.687	3202	-	3202±28	dM4.3	169.0921±0.2165	13.371±0.023	0.190±0.018	-0.17	137	Subdwarf?
GL 766A	12.47	1.654	3223	3219	3221±2	dM4.2	94.0139±0.0804	12.336±0.022	0.295±0.011	+0.04		
GL 766B	13.01	1.654	3223	3219	3221±2	dM4.2	93.9479±0.0756	12.874±0.022	0.231±0.008	+0.04		
GL 781.1B	12.51	1.582	3274	3297	3285±12	PMS M3.9e	67.9318±0.0837	11.670±0.023	0.355±0.020	-0.07	1	
GL 783.2B	13.94	1.618	3247	3182	3214±32	dM4.2	49.3808±0.0672	12.408±0.023	0.290±0.029	-0.15		
Gl 784.2A	13.230	1.518	3330	-	3330±28	dM3.6	43.5842±0.0559	11.427±0.023	0.364±0.032		1	Binary?
GL 791.2A	13.04	1.672	3212	3160	3186±26	dM4.3e	133.8113±1.3869	13.672±0.042	0.171±0.018	+0.06	1	Subdwarf?
GL 792	13.485	1.559	3294	-	3294±28	dM3.8	68.7044±0.3940	12.670±0.032	0.220±0.021	-0.11		
GL 810A	12.475	1.615	3249	3253	3251±2	dM4.0	80.2319±0.0881	11.997±0.022	0.326±0.012	+0.02	5	
GL 812A	11.916	1.530	3319	3399	3359±40	dM3.5e	62.2541±0.0958	10.887±0.023	0.442±0.049	+0.12	12	PMS?
GL 838.1B	14.93	1.625	3242	-	3242±28	dM4.1	44.2645±0.0429	13.160±0.022	0.194±0.018	+0.05		Subdwarf?
Gl 852A	13.385	1.635	3236	-	3236±28	dM4.1	89.8025±0.0911	13.151±0.022	0.197±0.018		1	Subdwarf?
Gl 865A	12.218	1.509	3337	3338	3338±1	dM3.6e	75.87 ±5.83	11.618±0.166	0.328±0.028	-0.10	2	
Gl 865B	12.218	1.509	3337	3303	3320±17	dM3.7e	75.87 ±5.83	11.599±0.181	0.340±0.041	-0.10	2	
Gl 867B	11.440	1.511	3336	-	3336±28	sdM3.6e	113.1171±0.0728	11.708±0.021	0.316±0.027	-0.59	2	
GL 873A	10.26	1.523	3325	3315	3320±5	dM3.7e	198.0112±0.0380	11.743±0.020	0.321±0.013	-0.05		
GL 876A	10.192	1.548	3304	3331	3317±14	dM3.7	213.8669±0.0758	11.843±0.021	0.308±0.018	+0.15	262	
Gl 896A	10.180	1.485	3358	3346	3352±6	dM3.5e	159.7098±0.0827	11.197±0.021	0.388±0.011	+0.10		PMS?
LHS 1655	15.32	1.562	3292	-	3292±28	dM3.8	27.1869±0.0862	12.492±0.027	0.240±0.022	+0.18		
LHS 2795	15.0	1.612	3251	-	3251±28	dM4.0	31.2691±0.0551	12.476±0.204	0.262±0.048	-1.59		
LHS 3279	14.04	1.567	3287	-	3287±28	dM3.9e	26.0668±0.0447	11.120±0.024	0.456±0.041			Binary?
LDS 1751	15.71	1.560	3293	-	3293±28	dM3.8	23.3147±0.0413	12.548±0.024	0.233±0.021			
MCC 85B	11.01	1.572	3283	-	3283±28	sdM3.9e	280.7866±0.0519	13.252±0.020	0.172±0.015	-0.95	1	
MCC 475B	14.88	1.511	3336	-	3336±28	dM3.6	33.3465±0.0831	12.495±0.025	0.220±0.020	+0.04		
G 32-37	14.12	1.523	3325	-	3325±28	dM3.6	34.8178±0.0907	11.829±0.026	0.306±0.027	+0.19	1	
G 32-38	14.40	1.523	3325	-	3325±28	dM3.6	35.6094±0.1575	12.158±0.030	0.263±0.024	+0.19		
G 97-52B	13.62	1.535	3315	-	3315±28	dM3.7	45.1508±0.0806	11.893±0.024	0.302±0.027			
G 255-12	15.705	1.560	3293	-	3293±28	dM3.8	23.3147±0.0413	12.543±0.024	0.234±0.021	+0.75		
G 184-24	13.731	1.675	3210	3271	3240±31	dM4.1	70.9655±0.0440	12.986±0.021	0.211±0.020			
HIP 103039	11.460	1.618	3247	3277	3262±15	dM4.0	178.1243±0.0849	12.714±0.021	0.229±0.014			

Table 2:: continued.

Star	V (mag)	(R-I) _C (mag)	T_{eff}^1 (K)	T_{eff}^2 (K)	$T_{eff} \pm 3\sigma^3$ (K)	Spect. Type	π (m")	M_V (mag)	R_* (R_\odot)	[M/H]	Hi. Res. Spectra	Comments
HD 183870B	13.894	1.626	3242	3211	3226±15	dM4.2	56.5564±0.0709	12.656±0.023	0.252±0.016			
LP 99-392	13.426	1.572	3283	3252	3267±15	dM4.0	51.2843±0.0424	11.976±0.022	0.319±0.020			
LP 348-40	11.958	1.527	3322	3358	3340±18	dM3.6	48.8609±0.0801	10.403±0.024	0.573±0.038			Binary?
dM5 sample												
GJ 1014	15.32	1.867	3068	-	3068±32	dM4.9	69.4698±0.0731	14.529±0.022	0.148±0.017	-0.02	-	
GJ 1028	14.47	1.893	3046	-	3046±32	dM5.0	102.3224±0.0752	14.520±0.022	0.156±0.018		-	
GJ 1029	14.790	1.933	3011	2981	2996±15	dM5.3	79.8408±0.3404	14.301±0.029	0.192±0.016	-0.10	-	
GJ 1035	14.765	1.802	3125	-	3125±32	dM4.6	69.0676±0.0623	13.961±0.022	0.171±0.019		-	
GJ 1053	14.64	1.812	3116	2909	3012±103 s	dM5.2	82.7034±0.0577	14.228±0.022	0.192±0.058	-0.50	-	
GJ 1055	14.855	1.778	3142	-	3142±32	dM4.5	79.5076±0.0775	14.357±0.022	0.137±0.015		-	
GJ 1057	13.840	1.840	3092	3014	3053±39	dM4.9(e)	116.1536±0.0882	14.165±0.022	0.181±0.023	+0.08	16	
GJ 1059	15.325	1.845	3087	3048	3067±19	dM4.9	67.6990±0.0787	14.478±0.023	0.152±0.012	-0.36	-	
GJ 1103A	13.255	1.756	3156	3092	3124±32	dM4.6	107.7759±0.0917	13.418±0.022	0.220±0.024	+0.02	-	
GJ 1103B	14.70	1.756	3156	3089	3122±33	dM4.6	107.7759±0.0917	14.863±0.022	0.113±0.013	+0.02	-	Subdwarf?
GJ 1119	13.325	1.724	3177	3125	3151±26	dM4.5e	99.1286±0.0646	13.306±0.021	0.218±0.021	+0.05	2	
GJ 1122B	14.635	1.701	3192	3184	3188±4	dM4.3	51.7026±0.0703	13.203±0.023	0.212±0.009	+0.16	-	
Gl 1123	13.10	1.746	3163	-	3163±32	dM4.4	105.1290±0.0444	13.209±0.021	0.223±0.024	+0.20	7	
GJ 1128	12.78	1.774	3144	3112	3128±16	dM4.6	153.7816±0.0554	13.715±0.021	0.190±0.014	+0.09	6	
GJ 1151A	14.008	1.737	3169	3117	3143±26	dM4.5	124.4074±0.1186	14.482±0.022	0.129±0.010	+0.04	3	
GJ 1151B	14.008	1.737	3169	3117	3143±26	dM4.5	124.4074±0.1186	14.482±0.022	0.129±0.010	+0.04	3	
GJ 1154	13.64	1.780	3140	3056	3098±42	dM4.7e	123.7746±0.1075	14.103±0.022	0.169±0.023	+0.25	11	
GJ 1156	13.793	1.945	3000	2986	2993±7	dM5.3e	154.5077±0.1108	14.738±0.022	0.158±0.008	+0.14	7	
GJ 1171	14.74	1.813	3115	-	3115±32	dM4.7	66.7531±0.0813	13.862±0.023	0.182±0.020	+0.03	-	
GJ 1182	14.30	1.791	3133	-	3133±32	dM4.6	71.1140±0.3884	13.560±0.032	0.202±0.023	-0.27	-	
GJ 1183A	13.98	1.718	3181	-	3181±32	dM4.4	57.0747±0.0646	12.762±0.022	0.263±0.028	-0.07	-	
GJ 1186	15.30	1.734	3171	3124	3147±23	dM4.5	51.2402±0.0693	13.848±0.023	0.172±0.015	+0.20	-	
GJ 1210	14.02	1.780	3140	-	3140±32	dM4.5	78. ±5.3	13.480±0.163	0.206±0.038	-0.02	-	
GJ 1214	14.665	1.765	3150	3060	3105±45	dM4.7	68.2653±0.1723	13.836±0.025	0.189±0.027	+0.19	93	
GJ 1215	15.12	1.873	3063	-	3063±32	dM4.9	80.7994±0.1696	14.657±0.025	0.141±0.016	+0.07	-	
GJ 1223	14.89	1.826	3104	-	3104±32	dM4.7	81.8797±0.0588	14.456±0.022	0.142±0.016	-0.09	-	
GJ 1224	13.56	1.828	3102	3146	3124±22	dM4.6e	125.5872±0.0705	14.055±0.021	0.164±0.014	+0.01	16	
GJ 1225	15.385	1.697	3195	-	3195±32	dM4.3	52.9885±0.0441	14.006±0.022	0.144±0.015	-0.49	-	Sudwarf?
GJ 1227	13.415	1.745	3163	3161	3162±1	dM4.4	120. ±2.2	13.811±0.059	0.169±0.009	+0.16	13	
GJ 1230A	12.35	1.749	3161	3152	3156±4	dM4.5	100.7234±0.0493	12.366±0.021	0.333±0.014	+0.26	2	Binary?
GJ 1230B	14.40	1.749	3161	-	3161±32	sdM4.5e	100.6830±0.0708	14.415±0.022	0.128±0.014	+0.34	2	
GJ 1231	15.19	1.780	3140	3161	3150±11	dM4.5	52.4454±0.0515	13.789±0.022	0.175±0.010	+0.28	-	
GJ 1232A	14.30	1.707	3188	3042	3115±73	dM4.7	97.4518±0.1596	14.247±0.024	0.153±0.029	+0.07	17	
GJ 1232B	14.30	1.707	3188	3042	3115±73	dM4.7	97.4518±0.1596	14.247±0.024	0.153±0.029	+0.07	17	
GJ 1253	14.167	1.837	3094	3023	3058±35	dM4.9e	104.3181±0.0524	14.259±0.021	0.172±0.020		-	
GJ 1256	13.41	1.712	3185	3089	3137±48	dM4.6	104.8892±0.0851	13.514±0.022	0.204±0.030	+0.22	12	
GJ 1268	14.935	1.735	3170	3014	3092±78	dM4.8	63.7940±0.0624	13.959±0.022	0.183±0.042	+0.07	-	
GJ 1277	14.010	1.780	3140	3095	3117±23	dM4.7	96.2224±0.0616	13.926±0.021	0.176±0.016		-	
GJ 1286	14.695	1.924	3019	-	3019±32	dM5.2	139.3100±0.1066	15.415±0.022	0.110±0.012	+0.06	-	Subdwarf?
GJ 1288	14.355	1.765	3150	3107	3128±21	dM4.6	77.9876±0.1206	13.815±0.023	0.181±0.015	-0.26	-	
GJ 2021	14.54	1.729	3174	-	3174±32	dM4.4	55.9197±0.0704	13.278±0.023	0.211±0.023		-	
GJ 2069B	14.83	1.712	3185	3131	3158±27	dM4.5e	62.0284±0.2144	13.793±0.027	0.172±0.017	+0.23	3	
GJ 3033	14.545	1.758	3155	3184	3169±15	dM4.4	51.8335±0.1448	13.118±0.026	0.229±0.016	+0.20	-	
GJ 3052	13.8	1.701	3192	-	3192±32	dM4.3	37.5717±0.3450	11.674±0.040	0.424±0.049	+0.09	-	Binary?
GJ 3053	14.19	1.719	3181	-	3181±32	dM4.4	66.6996±0.0674	13.311±0.022	0.204±0.022		-	
GJ 3119	14.49	1.885	3053	3050	3051±1	dM5.0	94.4945±0.0968	14.367±0.022	0.166±0.007	-0.03	-	
GJ 3247	14.59	1.764	3151	-	3151±32	dM4.5	49.6467±0.2539	13.069±0.031	0.243±0.028		-	

Table 2:: continued.

Star	V (mag)	(R-I) _C (mag)	T_{eff}^1 (K)	T_{eff}^2 (K)	$T_{eff} \pm 3\sigma^3$ (K)	Spect. Type	π (m")	M_V (mag)	R_* (R_\odot)	[M/H]	Hi. Res. Spectra	Comments
GJ 3250	14.51	1.746	3163	-	3163±32	dM4.4	80.6267±0.1040	14.042±0.023	0.152±0.016	-0.03	-	
GJ 3253	13.79	1.778	3142	3061	3101±40	dM4.7(e)	103.3802±0.1287	13.862±0.023	0.188±0.025	+0.02	13	
GJ 3296	14.60	1.749	3161	3064	3112±48	dM4.7	73.5425±0.0975	13.933±0.023	0.178±0.027	+0.11	-	
GJ 3323	12.166	1.706	3189	3158	3173±15	dM4.4e	186.0231±0.0590	13.514±0.021	0.189±0.013	-	-	
GJ 3380	14.541	1.902	3038	3022	3030±8	dM5.1e	104.8903±0.0746	14.645±0.022	0.152±0.009	-	-	
GJ 3421	13.32	1.786	3136	3031	3083±52	sdM4.8	109.6921±0.4015	13.521±0.028	0.228±0.037	-0.53	2	
GJ 3463	14.75	1.833	3098	-	3098±32	dM4.7	67.5288±0.0719	13.897±0.022	0.186±0.021	+0.62	-	
GJ 3469B	15.509	1.712	3185	-	3185±32	dM4.3	32.0587±0.0935	13.039±0.026	0.230±0.025	-	-	
GJ 3518	14.0	1.734	3171	-	3171±32	dM4.4	69.2108±0.4575	13.201±0.034	0.220±0.025	-	-	
GJ 3533	14.21	1.781	3140	-	3140±32	dM4.5	65.2087±0.1163	13.282±0.024	0.226±0.025	-	-	
GJ 3542	15.12	1.777	3142	3028	3085±57	dM4.8	64.1656±0.0575	14.157±0.022	0.170±0.029	-	-	
GJ 3571	14.05	1.802	3125	3089	3107±18	dM4.7e	104.5013±0.1153	14.146±0.022	0.163±0.013	-	4	
GJ 3618	13.920	1.888	3050	3000	3025±25	dM5.1	206.8172±0.0735	15.498±0.021	0.104±0.010	+0.38	7	
GJ 3631	14.803	1.873	3063	3039	3051±12	dM4.9e	71.7830±0.0903	14.083±0.023	0.189±0.012	-	-	
GJ 3668	14.170	1.781	3140	3037	3088±51	dM5.0	87.0730±0.1018	13.869±0.023	0.193±0.030	-0.07	-	
GJ 3737	12.74	1.735	3170	3074	3122±48	dM4.6	149.8423±0.0755	13.618±0.021	0.201±0.030	-0.25	16	
GJ 3816	15.262	1.792	3133	-	3133±32	dM4.6	53. ±8.	13.883±0.325	0.174±0.048	-	-	
GJ 3820	12.88	1.730	3173	3152	3162±10	dM4.5e	92.4336±0.0769	12.709±0.022	0.281±0.016	+0.11	8	Binary?
GJ 3853	14.66	1.702	3192	-	3192±32	dM4.3	38.2352±0.0487	12.572±0.023	0.281±0.030	-	-	Binary?
GJ 3878A	15.74	1.797	3129	2999	3064±65	dM4.9	53.4150±0.0721	14.378±0.023	0.160±0.031	-0.03	-	
GJ 3910	14.30	1.708	3188	3215	3201±14	dM4.3	34.7132±0.3842	12.002±0.044	0.358±0.026	-0.23	-	Binary?
GJ 3937	15.44	1.819	3110	-	3110±32	dM4.7	56.9325±0.1111	14.217±0.024	0.157±0.017	-	-	
GJ 3954	14.31	1.788	3135	-	3135±32	dM4.6	84. ±13.	13.931±0.332	0.169±0.047	-	-	
GJ 3976	14.027	1.835	3096	3054	3075±21	dM4.8e	95.5605±0.0619	13.928±0.021	0.193±0.016	-	-	
GJ 3988	13.57	1.721	3179	3093	3136±43	dM4.6	100.8741±0.0420	13.589±0.021	0.198±0.027	-0.33	-	
GJ 4053	13.475	1.726	3176	3109	3142±33	dM4.5	130.7722±0.0443	14.058±0.021	0.157±0.017	-0.08	-	
GJ 4215B	14.81	1.735	3170	-	3170±32	dM4.4	58.5163±0.0741	13.646±0.023	0.179±0.019	+0.21	-	
GJ 4235	15.35	1.708	3188	-	3188±32	dM4.3	37.5630±0.1574	13.224±0.029	0.210±0.023	-	-	
GJ 4239	14.64	1.780	3140	-	3140±32	dM4.5	74.1413±0.0980	13.990±0.023	0.163±0.018	-	-	
GJ 4243B	15.8	1.865	3070	-	3070±32	dM4.9	51.3373±0.5946	14.352±0.225	0.160±0.035	-	-	
GJ 4274	13.275	1.785	3137	3097	3117±20	dM4.7e	138.1782±0.2484	13.977±0.024	0.172±0.014	+0.29	9	
GJ 4335	15.75	1.777	3142	-	3142±32	dM4.5	44.3829±0.0911	13.986±0.024	0.163±0.018	-	-	
GJ 4360	14.5	1.923	3020	-	3020±32	dM5.1	111. ±19.	14.727±0.543	0.150±0.062	-	2	
GJ 4371	15.5	1.816	3113	-	3113±32	dM4.7	42.3030±0.5546	13.632±0.228	0.204±0.045	-	-	
Gl 31.2B	15.90	1.712	3185	3080	3132±52	dM4.6	27.4741±0.5302	13.095±0.062	0.251±0.045	+0.32	-	
Gl 49B	13.78	1.919	3023	-	3023±32	dM5.1	101.4650±0.0335	13.812±0.021	0.227±0.026	+0.08	-	
Gl 54.1	12.074	1.782	3139	3063	3101±38	dM4.7(e)	269.3628±0.0785	14.226±0.021	0.159±0.020	-0.35	126	
Gl 83.1	12.297	1.753	3158	3112	3135±23	dM4.6e	223.6349±0.1066	14.045±0.021	0.161±0.014	-0.14	29	
Gl 166C	11.230	1.726	3176	3167	3171±4	dM4.4e	199.4552±0.3204	12.729±0.023	0.273±0.012	-	-	Binary?
Gl 170	14.10	1.84	3092	-	3092±32	dM4.8e	91.7968±0.0771	13.914±0.022	0.187±0.021	-0.05	-	
Gl 234A	11.824	1.760	3154	3104	3129±25	dM4.6e	242.9659±0.8833	13.752±0.028	0.186±0.018	+0.11	20	
Gl 234B	11.824	1.760	3154	3104	3129±25	dM4.6	242.9659±0.8833	13.752±0.028	0.186±0.018	+0.11	20	
Gl 268A	12.258	1.735	3170	3118	3144±26	dM4.5e	164.6395±0.1338	13.341±0.022	0.218±0.021	+0.14	2	
Gl 268B	12.258	1.735	3170	3118	3144±26	dM4.5e	164.6395±0.1338	13.341±0.022	0.218±0.021	+0.14	2	
Gl 285	11.225	1.745	3164	3173	3168±5	dM4.4e	167.0186±0.0592	12.339±0.021	0.329±0.015	+0.87	21	
Gl 299	13.030	1.746	3163	3112	3137±25	dM4.6	145.4757±0.5695	13.844±0.028	0.176±0.017	-0.43	27	
Gl 347B	15.00	1.723	3178	3080	3129±49	dM4.6	57.1832±0.0668	13.786±0.023	0.183±0.028	-0.13	2	
Gl 359	14.22	1.73	3173	3018	3095±77	dM4.8	81.2607±0.0976	13.769±0.023	0.199±0.045	-0.33	-	
Gl 467B	15.75	1.700	3193	-	3193±32	sdM4.3	46.8103±0.0443	14.102±0.022	0.138±0.015	-	-	Sudwarf?
Gl 493.1	13.37	1.781	3140	3113	3126±13	dM4.6e	116.8096±0.1974	13.707±0.024	0.191±0.013	+0.20	11	
Gl 514.1	14.18	1.72	3180	-	3180±32	dM4.4	62.1427±0.0808	13.147±0.023	0.221±0.024	-0.24	-	
Gl 540.2	13.875	1.73	3173	3540	3357±183	sdM3.5	31.7829±0.0813	11.386±0.026	0.353±0.162	-0.80	-	Binary?
Gl 541.2B	14.155	1.701	3192	-	3192±32	sdM4.3	51.7439±0.1611	12.724±0.027	0.262±0.029	-0.92	13	Binary?

Table 2:: continued.

Star	V (mag)	(R-I) _C (mag)	T_{eff}^1 (K)	T_{eff}^2 (K)	$T_{eff} \pm 3\sigma^3$ (K)	Spect. Type	π (m")	M_V (mag)	R_* (R_{\odot})	[M/H]	Hi. Res. Spectra	Comments
G1 544B	14.5	1.718	3181	3125	3153±28	dM4.5	48.6039±0.0951	12.933±0.024	0.258±0.026	-0.13	5	
G1 585	13.720	1.721	3179	3164	3171±8	dM4.4	89.1750±0.0844	13.471±0.022	0.194±0.010	-0.22	3	
G1 586C	15.42	1.780	3140	3070	3105±35	dM4.7	47.5732±0.0942	13.807±0.024	0.191±0.023	-	-	
G1 589B	14.94	1.749	3161	-	3161±32	dM4.5	66.8409±0.0716	14.065±0.022	0.151±0.016	-0.25	-	
G1 669B	12.99	1.75	3160	3161	3160±1	dM4.5	92.9885±0.0498	12.832±0.021	0.266±0.010	+0.03	3	
G1 695C	12.66	-	-	3100	3100±32	dM4.7	119.7908±0.6586	13.052±0.032	0.273±0.032	+0.39	-	
G1 766A	13.08	1.71	3187	3142	3164±22	dM4.4	94.0139±0.0804	12.946±0.022	0.251±0.021	+0.04	2	
G1 766B	13.08	1.71	3187	3142	3164±22	dM4.4	93.9479±0.0756	12.944±0.022	0.251±0.021	+0.04	2	
G1 773B	15.36	1.909	3032	-	3032±32	dM5.1	56.2226±0.0974	14.110±0.024	0.194±0.022	-0.10	-	
G1 777B	14.365	1.768	3148	3083	3115±32	dM4.6	62.5879±0.0577	13.347±0.022	0.231±0.025	+0.10	-	
G1 791.2A	13.05	1.709	3187	3115	3151±36	dM4.5e	133.8113±1.3869	13.682±0.042	0.184±0.024	+0.05	123	
G1 799A	10.343	1.697	3195	-	3195±32	dM4.3e	101.1982±0.0792	10.369±0.022	0.769±0.082	-	58	PMS?
G1 799B	11.34	1.697	3195	-	3195±32	dM4.3e	101.7170±0.0956	11.377±0.022	0.484±0.052	-	58	PMS
G1 802A	15.44	1.856	3078	2939	3008±70	dM5.2e	58.3160±0.1412	14.272±0.025	0.190±0.035	-0.25	19	
G1 802B	15.44	1.856	3078	2939	3008±70	dM5.2e	58.3160±0.1412	14.272±0.025	0.190±0.035	-0.25	19	
G1 810B	14.61	1.787	3136	-	3136±32	dM4.6	80.2319±0.0881	14.132±0.022	0.154±0.017	+0.02	-	
G1 831	12.006	1.698	3194	3095	3145±50	dM4.5(e)	134.0831±1.1125	12.643±0.038	0.300±0.048	+0.30	6	Binary?
G1 852B	14.47	1.827	3103	-	3103±32	dM4.7	89.2041±0.1283	14.222±0.023	0.159±0.018	-	-	
G1 896B	12.096	1.747	3154	3149	3152±2	dM4.5e	160.0598±0.1079	13.117±0.021	0.238±0.013	+0.10	-	
G1 905A	13.048	1.909	3032	3047	3039±8	dM5.0(e)	316.9558±0.1260	15.553±0.021	0.098±0.003	+0.21	5	Sudwarf?
G1 905B	13.048	1.909	3032	3047	3039±8	dM5.0(e)	316.9558±0.1260	15.553±0.021	0.098±0.003	+0.21	5	Sudwarf?
LHS 269	16.443	1.947	2999	-	2999±32	dM5.3	56.7136±0.0924	15.211±0.024	0.126±0.015	-	-	
LHS 279	16.461	1.824	3106	-	3106±32	dM4.7	24.3253±0.0574	13.391±0.025	0.231±0.026	-	-	
LHS 370	16.17	1.82	3109	-	3109±32	dM4.7	46.2825±0.0602	14.497±0.023	0.138±0.015	-0.42	-	
LHS 1240	13.7	1.727	3175	-	3175±32	dM4.4	65.5108±0.3115	12.782±0.210	0.264±0.055	+0.21	-	
LHS 1460	14.7	1.841	3091	-	3091±32	dM4.8	21.4784±0.0648	11.360±0.207	0.608±0.127	-	-	PMS?
LHS 2204	16.83	1.792	3133	-	3133±32	sdM4.6	29.2823±0.1226	14.163±0.029	0.153±0.017	-0.51	-	
LHS 2602	16.0	1.896	3043	-	3043±32	dM5.0	29.9435±0.0633	13.382±0.205	0.265±0.056	-	-	
LHS 2619	15.7	1.716	3183	-	3183±32	dM4.4	46.2067±0.0824	14.024±0.204	0.147±0.030	-	-	
LHS 2643	17.43	1.85	3083	-	3083±32	dM4.8	27.2465±0.0968	14.607±0.028	0.139±0.016	+0.31	-	
LHS 3196	16.32	1.736	3169	-	3169±32	dM4.4	36.1586±0.0509	14.111±0.023	0.145±0.016	-0.30	-	
LSPM J0336+3118	13.995	1.787	3136	3109	3122±13	dM4.6	73.0658±0.1258	13.314±0.024	0.213±0.015	-	-	
dM6 sample												
GJ 1002	13.765	1.980	2970	-	2970±18	dM5.5	206.2134±0.1281	15.337±0.021	0.127±0.011	-0.15	12	
GJ 1061	13.06	1.970	2979	2999	2989±10	dM5.4	272.2446±0.0661	15.235±0.021	0.127±0.008	-0.08	42	
GJ 1083A	15.646	2.08	2905	-	2905±18	dM5.9	95. ±3.	15.535±0.088	0.135±0.016	+0.12	-	
GJ 1083B	15.646	2.08	2905	-	2905±18	dM5.9	95. ±3.	15.535±0.088	0.135±0.016	+0.12	-	
GJ 1093	14.755	1.945	3000	-	3000±18	dM5.3	129.0023±0.1681	15.308±0.023	0.120±0.010	-	1	
GJ 1116A	14.503	2.123	2887	2912	2899±13	dM6.0	194.7225±0.1251	15.950±0.021	0.113±0.009	-0.29	5	
GJ 1116B	14.503	2.123	2887	2912	2899±13	dM6.0	195.0836±0.1754	15.954±0.022	0.113±0.009	-0.29	5	
GJ 1238	15.365	1.967	2981	-	2981±18	dM5.4	94.0738±0.0551	15.232±0.021	0.130±0.011	-	-	
GJ 1245A	13.41	2.01	2944	2964	2954±10	dM5.6	213.1329±0.5737	15.053±0.026	0.150±0.010	-0.06	5	
GJ 1245B	13.957	2.095	2898	2910	2904±6	dM5.9e	214.5285±0.0824	15.614±0.021	0.130±0.007	-0.04	5	
GJ 1286	14.685	2.018	2937	2931	2934±3	dM5.7	139.3100±0.1066	15.405±0.022	0.134±0.007	+0.06	-	
GJ 2005	15.338	2.125	2887	-	2887±18	dM6.1	129.47 ±2.48	15.899±0.061	0.119±0.013	-	2	
GJ 3146	15.758	2.165	2868	2877	2872±5	dM6.3	109.8030±0.1932	15.961±0.024	0.120±0.007	-	-	
GJ 3147	15.850	2.102	2895	2858	2876±18	dM6.2	96.7195±0.1109	15.778±0.022	0.129±0.012	-	-	
G1 51	13.66	1.937	3008	3065	3037±29	dM5.1	101.6371±0.0806	13.695±0.022	0.233±0.019	+0.26	-	Binary?
G1 65A	12.813	2.060	2913	3025	2969±56	dM5.5	369.9318±0.2684	15.654±0.022	0.110±0.018	-0.21	3	
G1 412B	14.360	2.127	2885	2870	2877±7	sdM6.2	204.0592±0.1687	15.909±0.022	0.121±0.007	-0.56	-	
G1 473A	13.220	1.977	2973	2959	2966±7	dM5.5	227. ±5.	15.000±0.067	0.150±0.012	+0.10	-	

Table 2:: continued.

Star	V (mag)	(R-I) _C (mag)	T_{eff}^1 (K)	T_{eff}^2 (K)	$T_{eff} \pm 3\sigma^3$ (K)	Spect. Type	π (m")	M_V (mag)	R_* (R_\odot)	[M/H]	Hi. Res. Spectra	Comments
Gl 473B	13.220	1.977	2973	2959	2966±7	dM5.5	227. ±5.	15.000±0.067	0.150±0.012	+0.10	-	
Gl 551	11.11	2.03	2927	2953	2940±13	dM5.8	768.13 ±1.04	15.537±0.023	0.124±0.009	+0.08	91	
Gl 618B	15.135	1.890	3048	2920	2984±64	dM5.4	117.3560±0.0598	15.483±0.021	0.115±0.020	-0.07	-	
Gl 866A	13.114	2.039	2922	2850	2886±36	dM6.1	300. ±5.	15.500±0.056	0.143±0.022	+0.14	-	
Gl 866B	13.114	2.039	2922	2850	2886±36	dM6.1	300. ±5.	15.500±0.056	0.143±0.022	+0.14	-	
LHS 254	17.156	2.071	2909	-	2909±18	dM5.9	51.1989±0.0837	15.702±0.024	0.124±0.011	-	-	
LHS 2347	19.00	2.16	2871	-	2871±18	dM6.3	23.8575±0.1392	15.888±0.033	0.124±0.012	-	-	
LHS 2502	19.130	2.08	2905	2900	2902±2	dM6.0	27.1126±0.1581	16.296±0.033	0.096±0.005	-	-	Subdwarf?
PM J00115+5908	15.611	2.121	2887	2906	2896±10	dM6.0	107.4214±0.0651	15.766±0.021	0.124±0.008	-	-	
PM J10430-0912	15.071	1.963	2985	2951	2968±17	dM5.5	81.3994±0.2614	14.624±0.027	0.177±0.015	-	-	Binary?
dM7 sample												
GJ 1111	14.855	2.339	2800	2786	2793±7	dM7.2	279.2901±0.1345	17.085±0.021	0.086±0.006	-0.13	3	
GJ 3517	18.959	2.252	2832	2582	2707±125	dM8.3	115.3036±0.1132	19.268±0.022	0.040±0.019	+0.21	3	
GJ 3622	15.60	2.34	2800	2717	2758±41	dM7.7	219.1159±0.1567	17.303±0.022	0.085±0.014	-0.26	5	
GJ 3877	17.141	2.39	2781	2700	2740±40	dM7.9	141.6865±0.1063	17.898±0.022	0.068±0.011	-	8	
GJ 4281	17.08	2.34	2800	-	2800±54	dM7.2	91.8949±0.0948	16.896±0.022	0.092±0.019	-	4	
Gl 65B	12.81	2.22	2845	-	2845±54	dM6.6	372.1631±0.2803	15.664±0.022	0.146±0.023	-0.21	7	PMS?
Gl 283B	16.696	2.25	2833	2530	2681±151	dM8.6	109.0542±0.0827	16.884±0.022	0.127±0.074	-	-	
Gl 406	13.507	2.213	2848	2812	2830±18	dM6.8	418.3 ±2.5	16.614±0.033	0.098±0.010	-	52	
Gl 644C	16.916	2.428	2767	2745	2756±11	dM7.7	153.8139±0.1148	17.851±0.022	0.067±0.005	-0.14	5	
Gl 752B	17.370	2.283	2821	2670	2745±75	dM7.8	168.9620±0.1299	18.509±0.022	0.051±0.014	+0.05	8	
LHS 325A	18.67	2.24	2836	-	2836±54	dM6.7	47.5722±0.1323	17.057±0.026	0.079±0.015	-	-	
LHS 2351	19.560	2.34	2800	2710	2755±45	dM7.7	46.8910±0.1620	17.915±0.027	0.065±0.012	-0.44	-	
LHS 2397	19.24	2.300	2814	2700	2757±57	dM7.7	18.9008±0.1590	15.622±0.038	0.186±0.043	-	-	Binary?
LSPM J0253+1652	15.133	2.404	2776	2719	2747±28	dM7.8	261.0147±0.2690	17.216±0.022	0.092±0.012	-	-	

¹From the $(R-I)_C$ color.

²Compiled from the literature.

³Mean effective temperature.

Table 3:: The list of effective temperatures from some authors (Morales et al. 2008, Jenkins et al. 2009, Wright et al. 2011, Stelzer et al. 2013, Lepine et al. 2013, Gaidos et al. 2014) for our sample of dM4 stars.

Star	T_{eff}^1 (K) This Work	T_{eff} (K) Morales 2008	T_{eff} (K) Jenkins 2009	T_{eff} (K) Wright 2011	T_{eff} (K) Stelzer 2013	T_{eff} (K) Lepine 2013	T_{eff} (K) Gaidos 2014
GJ	3297	-	-	-	-	-	-
GJ 1001A	3297	-	-	-	-	-	3351
GJ 1005AB	3315	-	-	-	-	-	3227
GJ 1006A	3273	-	-	-	-	3250	3298
GJ 1006B	3263	-	-	-	-	3100	3211
GJ 1013	3304	-	-	-	-	-	3243
GJ 1034	3250	-	3035	-	-	-	-
GJ 1092	3251	3093	-	-	-	-	-
GJ 1105	3315	-	-	-	3241	3280	3197
GJ 1129	3246	-	-	-	-	-	3209
GJ 1134	3223	-	2996	-	-	3100	3158
GJ 1138	3233	-	-	-	3089	3140	3161
GJ 1174	3317	-	-	-	-	3230	3201
GJ 1207	3270	-	-	-	3241	-	3206
GJ 1218AB	3304	-	-	-	-	-	3281
GJ 1222	3291	-	-	-	-	3100	3162
GJ 1235	3231	-	-	-	3089	3060	3099
GJ 1254	3287	-	-	-	-	3280	3226
GJ 1263	3336	-	-	-	-	-	3252
GJ 1265	3231	-	-	-	-	-	3023
GJ 1270	3254	-	-	-	-	3270	3133
GJ 1289	3223	-	2969	-	3165	3100	3155
GJ 2043B	3246	3130	-	-	-	-	-
GJ 2069A	3263	-	-	-	-	3100	3374
GJ 3149B	3263	3190	-	-	-	-	3209
GJ 3198	3338	-	-	-	-	-	3447
GJ 3235	3302	-	-	-	-	-	3256
GJ 3263AB	3340	-	-	-	-	-	3290
GJ 3322A	3283	-	-	-	-	-	3348
GJ 3374B	3330	-	-	-	-	-	3240
GJ 3466	3208	-	-	-	-	-	3100
GJ 3522AB	3254	-	-	-	3241	3140	3170
GJ 3577A	3304	-	-	3500	-	-	-
GJ 3612	3343	-	-	-	-	3290	3440
GJ 3631AB	3246	-	2966	-	-	-	-
GJ 3666	3325	-	-	-	-	3250	3239
GJ 3707	3273	-	3033	-	-	-	3270
GJ 3764	3351	-	-	-	-	-	3473
GJ 3779	3278	-	-	-	-	3130	3259
GJ 3780	3288	-	-	-	-	-	3320
GJ 3789	3263	-	2951	3407	-	3150	3389
GJ 3800	3216	-	-	-	-	-	3265
GJ 3801	3336	3240	-	-	3241	3280	3157
GJ 3804	3348	3300	-	-	-	-	3274
GJ 3839	3224	-	-	-	-	3130	3242
GJ 3843	3353	-	-	-	-	-	3283
GJ 3873	3272	-	-	-	-	3240	3403
GJ 3900	3283	-	-	-	-	-	3300
GJ 3919	3269	-	-	-	-	3100	3238

Table 3:: continued.

Star	T_{eff}^1	T_{eff}	T_{eff}	T_{eff}	T_{eff}	T_{eff}	T_{eff}
	(K) This Work	(K) Morales 2008	(K) Jenkins 2009	(K) Wright 2011	(K) Stelzer 2013	(K) Lepine 2013	(K) Gaidos 2014
GJ 4063AB	3315	-	3265	-	-	-	3342
GJ 4185B	3304	-	-	-	-	3260	3302
GJ 4186B	3293	-	-	-	-	-	3302
GJ 4207	3341	-	-	-	-	-	3340
GJ 4333	3258	3150	-	-	-	3280	3241
GJ 4338B	3246	-	-	-	-	3150	3311
GJ 4367	3248	-	-	-	-	-	3221
GJ 4378A	3293	-	-	-	-	-	3313
GJ 4387AB	3309	-	-	-	-	-	3255
GJ 9652B	3309	3260	-	-	-	-	3452
GI 15B	3270	-	-	-	3241	3260	3282
GI 46	3338	3260	-	-	-	-	3472
GI 54.1	3188	-	-	-	3089	-	3062
GI 84.1B	3348	3190	-	-	-	-	3400
GI 102	3194	-	-	-	3165	3130	3190
GI 105B	3254	3130	3042	-	3165	3130	3198
GI 166C	3239	3070	-	3301	-	-	-
GL 169.1A	3259	3272	3000	-	3165	3100	3277
GL 179	3352	-	-	-	-	3260	3457
GI 206AB	3336	-	3137	-	-	3200	3292
GL 213	3242	-	-	-	3165	3100	3122
GL 232	3207	-	3019	-	3089	3060	3099
GL 268AB	3192	3184	-	-	3089	3130	3069
GL 273	3294	-	3093	-	3089	3130	3317
GI 277B	3302	-	3079	-	-	3400	3604
GL 285	3196	-	2975	3482	3089	3130	3242
GL 299	3187	-	3036	-	3089	3050	3152
GL 300	3206	-	-	-	3165	-	3212
GL 317	3348	-	-	-	-	-	3400
GL 319B	3325	-	-	-	-	-	3555
GL 324B	3226	3130	-	-	-	3100	3166
GL 347B	3246	3080	-	-	-	-	3498
GL 375A	3344	3260	-	3834	-	-	3354
GL 398	3328	-	-	-	-	3140	3367
GI 402	3099	-	3038	-	3165	3100	3238
GI 431	3354	3300	-	3580	-	-	3399
GI 445	3328	3240	3137	-	3241	3300	3186
GI 447	3198	-	2966	-	3165	3130	3145
GI 452.1	3354	-	-	-	-	3270	3298
GL 458B	3325	3320	-	-	-	-	-
GI 469	3329	3260	-	-	-	3180	3239
GL 486	3313	3240	3086	-	3241	3290	3270
GL 490B	3263	3130	3055	-	-	3150	3266
GL 512B	3225	3130	-	-	-	-	3577
GL 520C	3273	3150	-	-	-	-	-
GL 545	3321	-	-	-	-	-	3253
GI 553.1	3355	3260	-	-	-	-	3231
GL 555	3240	3150	2984	-	3165	-	3211
GL 568AB	3312	3240	-	-	-	3280	3185
GI 590	3252	-	-	-	-	-	3103
GL 592	3293	-	-	-	-	-	3263
GL 609	3263	-	-	-	3165	3100	3105

Table 3:: continued.

Star	T_{eff}^1	T_{eff}	T_{eff}	T_{eff}	T_{eff}	T_{eff}	T_{eff}
	(K) This Work	(K) Morales 2008	(K) Jenkins 2009	(K) Wright 2011	(K) Stelzer 2013	(K) Lepine 2013	(K) Gaidos 2014
GL 630.1A	3204	-	2887	-	-	3100	3073
GL 643	3305	3210	3104	-	-	3241	3438
GI 669A	3319	-	3104	3660	-	3260	3426
GL 682	3268	3190	-	-	-	3241	3190
GL 695B	3345	3300	-	-	-	3241	-
GI 699	3266	-	-	-	3165	3100	3237
GL 720B	3304	3210	-	-	-	3200	3239
GL 725B	3336	-	3172	-	3241	3290	3334
GL 729	3276	3240	-	3191	3241	-	3213
GL 732A	3293	-	-	-	-	-	3207
GL 766AB	3223	-	-	-	-	3100	3278
GL 781.1B	3274	3190	-	-	-	-	3412
GL 783.2B	3247	3150	-	-	-	-	-
GL 791.2A	3212	-	2896	3264	3089	2980	3128
GL 810A	3249	-	-	-	-	-	3253
GL 812A	3319	-	3141	-	-	-	3399
GI 865A	3337	3280	-	-	-	-	3396
GI 865B	3337	3280	-	-	-	-	3326
GL 873A	3325	3260	3168	3521	3241	3270	3262
GL 876A	3304	-	3172	-	3165	-	3321
GI 896A	3358	3280	3090	3328	3089	3290	3375
Sum		121949	91596	38068	104369	190843	363121
No meas		38	30	11	32	60	111
Mean		3209.18	3053.2	3460.73	3261.53	3180.72	3271.36
Sum (R-I)c		125150	97951	36190	104069	196308	364322
Mean		3293.42	3265.03	3290.0	3252.16	3271.8	3282.18
Diff.		-84.24	-211.83	+170.73	+9.37	-91.08	-10.82
Diff. %		-2.56%	-6.49%	+5.19%	+0.29%	-2.78%	-0.33%

¹From the $(R-1)_C$ color.