

Integrated conditional moment test and beyond: when the number of covariates is divergent *

Falong Tan¹ and Lixing Zhu²

¹ *Department of Statistics, Hunan University, Changsha, China*

² *Department of Mathematics, Hong Kong Baptist University, Hong Kong*

Abstract

The classic integrated conditional moment test is a promising method for testing model misspecification. However, we show in this paper its failure in high dimensionality scenarios. To extend it to handle the testing problem with diverging number of covariates, we investigate three issues in inference in this paper. First, we study the consistency and asymptotically linear representation of the least squares estimator of the parameter at the fastest rate of divergence in the literature for nonlinear models. Second, we propose a projected adaptive-to-model version of the integrated conditional moment test in the diverging dimension scenarios. We study the asymptotic properties of the new test under both the null and alternative hypothesis to examine its ability of significance level maintenance and its sensitivity to the global and local alternatives that are distinct from the null at the fastest possible rate in hypothesis testing. Third, we derive the consistency of the bootstrap approximation for the null distribution in the diverging dimension setting. The numerical studies show that the new test can very much enhance the performance of the original ICM test in high-dimensional cases. We also apply the test to a real data set for illustrations.

Key words: Adaptive-to-model test, dimension reduction, integrated conditional moment test, least squares estimation, model checking, projection-based technique.

1 Introduction

Testing for model specification is one of the most important issues in regression analysis because using a misspecified regression model in practice may induce misleading statistical inference. Relevant theories for such inference problems have been rather mature when the dimension p of predictor vector is fixed. However, in high dimensional data analysis, for large p that should be treated as a divergent number when the sample size n tends to infinity, such model checking problems have not yet been systematically studied in the literature. Thus the research described in this paper is motivated by developing a goodness-of-fit test for parametric

*Corresponding author: Lixing Zhu. E-mail addresses: lzhu@hkbu.edu.hk (L. Zhu), falongtan@hnu.edu.cn (F. Tan). Lixing Zhu is a Chair professor of Department of Mathematics at Hong Kong Baptist University, Hong Kong, China. He was supported by a grant from the University Grants Council of Hong Kong, Hong Kong, China.

multiple-index regression models in the diverging dimension settings. As everything in this paper relies on the sample size n , we stress n in the notations.

We begin with describing the model checking problem in detail. Let Y represent the real-valued response variable and let $X \in \mathbb{R}^p$ be its associated random-design predictor vector. The null hypothesis we want to test is that (Y, X) follows a parametric multiple-index model as

$$Y = g(\beta_{10}^\top X, \dots, \beta_{d0}^\top X, \vartheta_0) + \varepsilon \quad (1.1)$$

where g is a given smooth function, $\vartheta_0 \in \mathbb{R}^l$ and $\beta_0 = (\beta_{10}, \dots, \beta_{d0}) \in \mathbb{R}^{p \times d}$ are the unknown matrix of regression parameters, $\varepsilon = Y - E(Y|X)$ is the unpredictable part of Y given X , and the notation \top denotes the transpose. Without loss of generality, we assume that $\beta_{10}, \dots, \beta_{d0}$ are orthogonal. To make full use of the model structure under both the null and the alternative hypothesis, consider the following general alternative model

$$Y = G(\mathbf{B}^\top X) + \varepsilon, \quad (1.2)$$

where $E(\varepsilon|X) = 0$, $G(\cdot)$ is an unknown smooth function, and \mathbf{B} is a $p \times q$ orthonormal matrix such that $\mathcal{S}_{E(Y|X)} = \text{span}(\mathbf{B})$. Here $\mathcal{S}_{E(Y|X)}$ is the central mean space of Y with respect to X which will be specified in Section 4.

When the dimension p of predictor vector is fixed, there are a number of proposals in the literature for testing the parametric regression models consistently which can also be applied to test the null hypothesis of model (1.1). We just list a few such as Härdle and Mammen (1993), Zheng (1996), Dette (1999), Fan and Huang (2001), Horowitz and Spokoiny (2001), Koul and Ni (2004), van Keilegom et al. (2008) and Lavergne and Patilea (2008, 2012) by using nonparametric estimation methods. They are called local smoothing tests. Some of tests in this class have tractable limiting null distributions, but the use of nonparametric regression estimations usually causes them to suffer severely from the curse of dimensionality in high-dimensional cases. Guo et al. (2016) gave some detailed comments on this issue. The empirical process-based tests are constructed in terms of converting conditional expectations $E(\varepsilon|X) = 0$ to infinite and parametric unconditional orthogonality restrictions, that is

$$E(\varepsilon|X) = 0 \quad \Leftrightarrow \quad E[\varepsilon w(X, t)] = 0 \quad \forall t \in \Gamma, \quad (1.3)$$

where Γ is some proper space. There exist several parametric families $w(X, t)$ such that the equivalence (1.3) holds; see Bierens and Ploberger (1997) and Escanciano (2006b) for more details on the primitive conditions of $w(\cdot, t)$ to satisfy this equivalence. The indicator function $w(X, t) = I(X \leq t)$ is commonly used as a weight function in the literature; see, e.g., Stute (1997), Stute, González Manteiga and Presedo Quindimil (1998), Stute, Thies and Zhu (1998), Zhu (2003), Khmadladze and Koul (2004), Stute, Xu and Zhu (2008), among many others.

In a seminal paper, Bierens (1982) used the characteristic function $w(X, t) = \exp(it^\top X)$ as the weight function and constructed an integrated conditional moment (ICM) test, where $i = \sqrt{-1}$ denotes the imaginary unit. The ICM test statistic is given by

$$ICM_n = \int_{\Gamma} \left| \frac{1}{\sqrt{n}} \sum_{j=1}^n \hat{\eta}_j \exp(it^\top \Phi(X_j)) \right|^2 d\mu(t), \quad (1.4)$$

where $\hat{\eta}_j$ is the residual, $\Gamma = \prod_{i=1}^p [-\epsilon_i, \epsilon_i]$ where ϵ_i are arbitrarily positive numbers, μ is the Lebesgue measure on Γ , and $\Phi(\cdot)$ is an one-to-one bounded smoothing function from \mathbb{R}^p to \mathbb{R}^p . Note that Bierens' original test statistic ICM_n integrates over a compact subset $\Gamma \subset \mathbb{R}^p$. It is well known that high-dimensional numerical integrations are extremely difficult to handle in practice. When p is large, the computation of the integral in (1.4) or its approximation becomes difficult and time consuming. Thus it is usually suggested in the literature to use the standard normal measure and integrating over the whole space \mathbb{R}^p in (1.4). See Escanciano (2006a), Lavergne and Patilea (2008, 2012). Then the high-dimensional numerical integrations can be avoided and Bierens' test statistic becomes

$$ICM_n = \int_{\mathbb{R}^p} \left| \frac{1}{\sqrt{n}} \sum_{j=1}^n \hat{\eta}_j \exp(it^\top X_j) \right|^2 \phi(t) dt = \frac{1}{n} \sum_{j,k=1}^n \hat{\eta}_j \hat{\eta}_k \exp\left(-\frac{1}{2} \|X_j - X_k\|^2\right), \quad (1.5)$$

where $\phi(t)$ denotes the standard normal density on \mathbb{R}^p . Note that the ICM test statistic is not asymptotically distribution-free and thus it needs to resort resampling methods to approximate the null distribution to determine the critical value. When the dimension p is fixed, Stute, González Manteiga and Presedo Quindimil (1998) first showed that the distribution of residual marked empirical processes can be approximated by the wild bootstrap. Dominguez (2004) further proved the validity of the wild bootstrap for the ICM test in the fixed dimension setting. However, when the dimension p is divergent as the sample size n tends to infinity, we find that the limiting distributions of ICM_n can be completely different from the classic results in the fixed dimension setting. Under mild conditions, we show that ICM_n could degenerate to finite fixed values under both the null and alternative hypotheses. We further show that the wild bootstrap version of the ICM test statistic also has the exact same limits as ICM_n under underlying models, rather than approximates the null distribution. These results are presented in Section 3 below. Therefore, this could cause the lack of power of the ICM test in the large dimension scenarios when using the wild bootstrap. The simulation results in Section 6 show that the ICM test based on the wild bootstrap completely breaks down for large dimension p .

The primary purpose of this research is to extend the Bierens' (1982) ICM test to the diverging dimension setting and simultaneously avoid the dimensionality problem under the multiple index model structure. We notice that the main reason that the ICM test based on the wild bootstrap fails to work is that the weight function $\exp(-\|X_j - X_k\|^2/2)$ in (1.5) degenerates to zero at an exponential rate when the dimension p tends to infinity. In order to overcome this difficulty, we adopt projection pursuit and sufficient dimension reduction (SDR) techniques to reduce the original dimension p to a much lower dimension and then develop a projected adaptive-to-model version of the ICM_n test in diverging dimension cases. The asymptotic properties of the proposed test are investigated under both the null and alternative hypothesis when p is divergent. We show that the proposed test has a non-degenerate limiting null distribution, is consistent against any alternative hypothesis, and can detect the local alternatives converging to the null at the parametric rate $1/\sqrt{n}$ in the diverging dimension scenario. Although the ICM test based on the wild bootstrap fails to work in diverging dimension settings, we show that the proposed test can still be approximated by the wild bootstrap provided $p = o(n/\log n)^{1/3}$.

Note that the innovative model adaptation methodology is first proposed by Guo et al. (2016) for testing the specification of parametric single index models in the fixed dimension cases. To make sure that their test is omnibus, they imposed a restrictive assumption on the central mean

subspace $\mathcal{S}_{E(Y|X)}$ which may not hold for nonlinear regression models. In this paper we modify the model adaptation procedure to remove this annoying assumption and extend it to handle the model checking problems for multiple index models. More details about this issue will be given in Section 4. Tan and Zhu (2019a) also used the methodology to attack the same testing problem with diverging dimension p . However, for multiple-index null models, Tan and Zhu's (2019a) test does not work and is not extendable to handle such models as in general the martingale transformation developed there fails to work.

This paper also concerns with studying the asymptotic properties of the estimator $(\hat{\beta}, \hat{\vartheta})$ of (β_0, ϑ_0) in the divergent dimension cases, as we need the residuals to construct the test statistic. This problem has been well investigated for linear regression models, see Huber (1973), Portnoy (1984, 1985) and Zou and Zhang (2009), etc. Nevertheless, for nonlinear models, it has rarely been studied in the literature. Under some mild conditions, Tan and Zhu (2019a) obtained the estimation consistency and the asymptotically linear representation of $(\hat{\beta}, \hat{\vartheta})$ at the rates $p = o(n^{1/4})$ and $p = o(n^{1/5})$ of divergence respectively. In this paper, with the help of some high dimensional empirical processes techniques developed in Tan and Zhu (2019b), we will greatly improve these rates of divergence to $p = o(n^{1/2})$ and $p = o(n/\log n)^{1/3}$ and obtain the uniformly asymptotically linear representation of $(\hat{\beta}, \hat{\vartheta})$. These improvements enhance our ability to handle higher dimension in model checking problems. Under the conditions we design, the rates are the best in the relevant research in the literature to the best of our knowledge. Shi et al. (2019) obtained similar results for generalized linear models with fixed design in the divergent dimension setting. But, as we actually deal with general nonlinear models with random design here, their approach is significantly different from ours.

The rest of this article is organised as follows. In Section 2 we present the asymptotic results of the least squares estimation of the parameters in diverging dimension scenarios. In Section 3, we study the limiting properties of the ICM test and its wild bootstrap version in the diverging dimension setting. Section 4 describes the basic test construction. Since sufficient dimension reduction techniques are crucial for the model adaptation property, we give a short review in this section. To alleviate the computational complexity of the test statistic, we also discuss the choice of the weight functions in this section. Section 5 is devoted to present the asymptotic properties of the test under both the null and alternatives. The bootstrap approximation to the null distribution of the test statistic is used and its validity in the diverging dimension setting is verified in this section. In Section 6, the simulation results are reported and a real data analysis is used as an illustration of application. Section 7 contains some discussions and topics for future study. The discussion of the regularity conditions and technical proofs of the theoretical results are contained in Supplementary Material for saving space.

2 Parametric estimation

In this section, we consider the parameter estimation for model (1.1), and also study its asymptotic properties in the diverging dimension setting. Recall the null model (1.1)

$$Y = g(\beta_0^\top X, \vartheta_0) + \varepsilon.$$

To estimate the unknown parameters (β_0, ϑ_0) , we here restrict ourselves to the ordinary least squares method. For notational simplicity, define $\theta = [\text{vec}(\beta)^\top, \vartheta^\top]^\top$ where $\text{vec}(\beta) = [\beta_1^\top, \dots, \beta_d^\top]^\top$. Then we rewrite the null hypothesis H_0 in the following parametric regression format:

$$H_0 : Y = g(\theta_0, X) + \varepsilon \quad \text{for some } \theta_0 \in \Theta \subset \mathbb{R}^m,$$

where $m = pd + l$, $E(\varepsilon|X) = 0$ and Θ is a compact subset of \mathbb{R}^m . Next we consider the ordinary least squares estimator of θ_0 and its asymptotic properties. Let

$$\hat{\theta} = \arg \min_{\theta \in \Theta} \sum_{i=1}^n [Y_i - g(\theta, X_i)]^2. \quad (2.1)$$

To analyse the asymptotic properties of $\hat{\theta}$, set

$$\tilde{\theta}_0 = \arg \min_{\theta \in \Theta} E[Y - g(\theta, X)]^2 = \arg \min_{\theta \in \Theta} E[m(X) - g(\theta, X)]^2, \quad (2.2)$$

where $m(x) = E(Y|X = x)$ denotes the regression function. Under the regularity condition (A4) specified below, $\tilde{\theta}_0 = \theta_0$ under the null hypothesis. Under the alternatives, $\tilde{\theta}_0$ typically depends on the cumulative distribution of X . We now state the regularity conditions under which we can derive the asymptotic properties of $\hat{\theta}$ when the dimension m is divergent.

(A1). The function $g(\theta, x)$ admits third derivatives in θ and putting

$$g'(\theta, x) = \frac{\partial g(\theta, x)}{\partial \theta}, \quad g'_j(\theta, x) = \frac{\partial g(\theta, x)}{\partial \theta_j}, \quad \text{and} \quad g''_{jk}(\theta, x) = \frac{\partial^2 g(\theta, x)}{\partial \theta_j \partial \theta_k}.$$

Further, (i) $E(Y^4) < \infty$; (ii) $|g(\theta, x)| \leq F(x)$, $|g'_j(\theta, x)| \leq F(x)$ and $|g''_{jk}(\theta, x)| \leq F(x)$ for all $j, k = 1, \dots, m$ and $\theta \in U(\tilde{\theta}_0)$, where $F(x)$ is a measurable function such that $E|F(X)|^4 = O(1)$ and $U(\tilde{\theta}_0)$ is some neighborhood of $\tilde{\theta}_0$.

(A2). Let $\psi(\theta, x) = [m(x) - g(\theta, x)]g'(\theta, x)$ and $P\dot{\psi}_\theta = E\{\frac{\partial \psi}{\partial \theta^\top}(\theta, X)\}$. Define $\Sigma = -P\dot{\psi}_{\tilde{\theta}_0}$. The matrix Σ is nonsingular with

$$0 < \underline{\lambda} \leq \lambda_{\min}(\Sigma) \leq \lambda_{\max}(\Sigma) < \bar{\lambda} < \infty,$$

where $\underline{\lambda}$ and $\bar{\lambda}$ are two constants that do not depend on n and $\lambda_{\min}(\Sigma)$ and $\lambda_{\max}(\Sigma)$ denote the smallest and largest eigenvalue of Σ respectively.

(A3) Let $\psi_j(\theta, x) = [m(x) - g(\theta, x)]g'_j(\theta, x)$ and $P\ddot{\psi}_{j\theta} = E\{\frac{\partial^2 \psi_j}{\partial \theta \partial \theta^\top}(\theta, X)\}$. The matrix $P\ddot{\psi}_{j\theta}$ satisfies

$$\max_{1 \leq i, j \leq m} |\lambda_i(P\ddot{\psi}_{j\theta})| \leq C, \quad \forall \theta \in U(\tilde{\theta}_0),$$

where C is a constant free of n and $\{\lambda_i(P\ddot{\psi}_{j\theta}) : 1 \leq i \leq m\}$ are the eigenvalues of the matrix $P\ddot{\psi}_{j\theta}$.

(A4). The vector $\tilde{\theta}_0$ lies in the interior of the compact subset Θ and is the unique minimizer of (2.2).

(A5). Putting $\psi''_{jkl}(\theta, x) = \frac{\partial^2 \psi_j}{\partial \theta_k \partial \theta_l}(\theta, x)$ and $g'''_{jkl}(\theta, x) = \frac{\partial^3 g}{\partial \theta_j \partial \theta_k \partial \theta_l}(\theta, x)$. For every θ_1 and θ_2 in the neighborhood $U(\tilde{\theta}_0)$ of $\tilde{\theta}_0$,

$$\begin{aligned} |\psi''_{jkl}(\theta_1, x) - \psi''_{jkl}(\theta_2, x)| &\leq \sqrt{m} \|\theta_1 - \theta_2\| F_1(x), \\ |g'''_{jkl}(\theta_1, x) - g'''_{jkl}(\theta_2, x)| &\leq \sqrt{m} \|\theta_1 - \theta_2\| F_2(x), \end{aligned}$$

where $F_1(x)$ and $F_2(x)$ are two measurable functions satisfying that $E|F_1(X)|^4 = O(1)$ and $E|F_2(X)|^8 = O(1)$.

The regularity conditions (A1) and (A4) are standard for the nonlinear least squares estimation, see, e.g., Jennrich (1969) and White (1981). Condition (A2) is similar to the regularity condition (F) imposed on the information matrix I_n of the likelihood function in Fan and Peng (2004) which facilitates the theoretical derivations. Condition (A3) is necessary for controlling the convergence rate of the remainder term in deriving the asymptotic properties of $\hat{\theta}_0$. In Section 1 of the Supplementary Material, we will show that this condition holds for multiple-index regression models if the predictor vector X admits an appropriate multivariate distribution. Condition (A5) is needed for obtaining the uniformly asymptotically linear representation of $\hat{\theta} - \tilde{\theta}_0$. Although we only need the asymptotic properties of the parameters for multiple index models in this paper, the asymptotic properties of $\tilde{\theta}_0$ also hold for general parametric regression models.

Theorem 2.1. *Suppose that the regularity conditions (A1)-(A4) hold. If $m^2/n \rightarrow 0$, then it follows that $\hat{\theta}$ is a norm consistent estimator of $\tilde{\theta}_0$ in the sense that $\|\hat{\theta} - \tilde{\theta}_0\| = O_p(\sqrt{m/n})$ where $\|\cdot\|$ denotes the Frobenius norm. Furthermore, if $(m^3 \log n)/n \rightarrow 0$, then under the regularity conditions (A1)-(A5),*

$$\sqrt{n} \alpha^\top (\hat{\theta} - \tilde{\theta}_0) = \frac{1}{\sqrt{n}} \sum_{i=1}^n [Y_i - g(\tilde{\theta}_0, X_i)] \alpha^\top \Sigma^{-1} g'(\tilde{\theta}_0, X_i) + o_p(1), \quad (2.3)$$

where the remaining term $o_p(1)$ is uniform in $\alpha \in \mathcal{S}^{m-1}$ and \mathcal{S}^{m-1} is the unit sphere in \mathbb{R}^m .

The convergence rate $O_p(\sqrt{m/n})$ in Theorem 2.1 is in line with the results of the M -estimator studied by Huber (1973) and Portnoy (1984) when the number of parameters is divergent. But they only considered linear regression models $g(\theta, X) = \theta^\top X$. In Theorem 2.1 we also obtain the uniformly asymptotically linear representation of $\hat{\theta} - \tilde{\theta}$. This result is much stronger than that in Portnoy (1985) who obtained the linear representation for a given $\alpha \in \mathcal{S}^{m-1}$ in linear regression models. Furthermore, in the linear regression setting and the sub-Gaussian cases, we can derive, when $p = o(n)$ and $p = o(n^{1/2})$, the norm consistency and the uniformly asymptotically linear representation of $\hat{\theta}$ to $\tilde{\theta}_0$. Here we say a random variable $Z \in \mathbb{R}$ is sub-Gaussian with variance proxy σ^2 if

$$E\{\exp[u(Z - EZ)]\} \leq \exp\left(\frac{\sigma^2 u^2}{2}\right), \quad \forall u \in \mathbb{R}.$$

A random vector $X \in \mathbb{R}^p$ is sub-Gaussian with variance proxy σ^2 if $v^\top X$ is sub-Gaussian with variance proxy σ^2 for all $v \in \mathcal{S}^{p-1}$.

Theorem 2.2. *Suppose that the regularity conditions (A1)-(A4) hold for linear regression models and X is sub-Gaussian with the variance proxy σ^2 . If $p/n \rightarrow 0$, then we have $\|\hat{\theta} - \tilde{\theta}_0\| = O_p(\sqrt{p/n})$ where $\|\cdot\|$ denotes the Frobenious norm. Moreover, if $p^2/n \rightarrow 0$, it follows that*

$$\sqrt{n}\alpha^\top(\hat{\theta} - \tilde{\theta}_0) = \frac{1}{\sqrt{n}} \sum_{i=1}^n (Y_i - \tilde{\theta}_0^\top X_i) \alpha^\top \Sigma^{-1} X_i + o_p(1),$$

where $\Sigma = E(XX^\top)$ and the term $o_p(1)$ is uniform in $\alpha \in \mathcal{S}^{p-1}$.

3 The ICM test and the wild bootstrap in diverging dimension settings

It is well known that the ICM test is not asymptotically distribution-free since its limiting null distribution relies on the unknown Data Generating Process. Thus the wild bootstrap is usually adopted in the literature to approximate the asymptotically null distribution of the ICM test statistic. See Stute, González Manteiga and Presedo Quindimil (1998) and Dominguez (2004). However, when the dimension p is divergent as the sample size n tends to infinity, we will show that the wild bootstrap does not work for the ICM test. To see this, recall that the ICM test can be restated as

$$ICM_n = \frac{1}{n} \sum_{j,k=1}^n \hat{\eta}_j \hat{\eta}_k \exp\left(-\frac{1}{2}\|X_j - X_k\|^2\right) = \frac{1}{n} \sum_j \hat{\eta}_j^2 + \frac{2}{n} \sum_{j < k} \hat{\eta}_j \hat{\eta}_k \exp\left(-\frac{1}{2}\|X_j - X_k\|^2\right),$$

where $\hat{\eta}_j = Y_j - g(\hat{\theta}, X_j)$. Assuming that the regularity conditions (A1)-(A5) hold, we can show that under the null hypothesis,

$$ICM_n = E(\varepsilon^2) + O_p(\sqrt{p^2/n}) + p^2 \{E[\exp(-2\|X_1 - X_2\|^2)]\}^{1/4} O_p(1). \quad (3.1)$$

While under the alternative hypothesis, we have

$$ICM_n = E[\varepsilon + m(X) - g(\tilde{\theta}_0, X)]^2 + O_p(\sqrt{p^2/n}) + n \{E[\exp(-\|X_1 - X_2\|^2)]\}^{1/2} O_p(1). \quad (3.2)$$

The proofs for (3.1) and (3.2) are given in the Supplementary Material (Lemma 2). Note that the convergence rates obtained in (3.1) and (3.2) coincide with the classic asymptotic results of the ICM test statistic in fixed dimension scenarios. However, if p diverges as the sample size n tends to infinity, we will see that the classic limiting results of ICM_n completely break down. To better understand this phenomenon in the diverging dimension setting, we take a special case for illustration. Suppose that the components $\{X_{1k} : k = 1, \dots, p\}$ of X_1 are independent and identically distributed. It is readily seen that

$$E[\exp(-2\|X_1 - X_2\|^2)] = \{E[\exp(-2|X_{11} - X_{21}|^2)]\}^p.$$

This means $E[\exp(-2\|X_1 - X_2\|^2)]$ converges to zero at an exponential rate. If $p^2/n \rightarrow 0$ and $(\log n)/p \rightarrow 0$, it is easy to see that ICM_n converges to finite points under both the null and alternative hypotheses.

Now we can show that the wild bootstrap that has been used to the ICM test completely break down when the dimension p is divergent. The procedure of the wild bootstrap is as follows. Set

$$X_j^* = X_j \quad Y_j^* = g(\hat{\theta}, X_j) + \hat{\eta}_j V_j^*, j = 1, \dots, n,$$

where $\hat{\eta}_j$ is the residual and $\{V_j^*\}_{j=1}^n$ are i.i.d. bounded random variables with zero mean and unit variance, independent of the original sample $\{(X_i, Y_i)\}_{i=1}^n$. An often used example of $\{V_j^*\}_{j=1}^n$ is the i.i.d. Bernoulli variates with

$$\mathbb{P}(V_j^* = \frac{1 - \sqrt{5}}{2}) = \frac{1 + 2\sqrt{5}}{2\sqrt{5}}, \quad \mathbb{P}(V_j^* = \frac{1 + \sqrt{5}}{2}) = 1 - \frac{1 + 2\sqrt{5}}{2\sqrt{5}}.$$

For other examples of $\{V_j^*\}_{j=1}^n$, one can refer to Mammen (1993). Let $\hat{\theta}^*$ be the bootstrap estimator obtained by the ordinary least square based on the bootstrap sample $\{(X_j, Y_j^*)\}_{j=1}^n$. Then the bootstrap version of the ICM test statistic is given by

$$ICM_n^* = \int_{\mathbb{R}^p} \left| \frac{1}{\sqrt{n}} \sum_{j=1}^n \hat{\eta}_j^* \exp(it^\top X_j) \right|^2 \phi(t) dt = \frac{1}{n} \sum_{j,k=1}^n \hat{\eta}_j^* \hat{\eta}_k^* \exp(-\frac{1}{2} \|X_j - X_k\|^2), \quad (3.3)$$

where $\hat{\eta}_j^* = Y_j^* - g(\hat{\theta}^*, X_j)$ and $\phi(t)$ is the standard normal density in \mathbb{R}^p .

Let P^* be the probability measure induced by the wild bootstrap resampling conditional on the original sample $\{(X_i, Y_i) : i = 1, \dots, n\}$. Then under the regularity conditions (A1)-(A5), we can show that

$$ICM_n^* = E[\varepsilon + m(X) - g(\tilde{\theta}_0, X)]^2 + O_{P^*}(\sqrt{p^2/n}) + p^2 \{E[\exp(-2\|X_1 - X_2\|^2)]\}^{1/4} O_{P^*}(1). \quad (3.4)$$

The proof of (3.4) is also given in the Supplementary Material (Lemma 3).

If the wild bootstrap is workable, the distribution of ICM_n^* should well approximate the limiting null distribution of ICM_n . However, if $p^2/n \rightarrow 0$ and $(\log n)/p \rightarrow 0$, it is readily seen that ICM_n and its bootstrap version ICM_n^* have the exact same limits under respectively the null and alternative hypothesis. Thus the wild bootstrap does not valid when the dimension p is divergent. This indicates the lack of power of Bierens' ICM test in large dimension scenarios when using the wild bootstrap. In Section 6, we conduct detailed simulation studies from small to large dimensions for Bierens' ICM test based on the wild bootstrap. The simulation results also validate these phenomena.

4 Adaptive-to-model version of the ICM test

Now we restate the null hypothesis as

$$H_0 : E(Y|X) = g(\beta_0^\top X, \vartheta_0) \quad \text{for some } \beta_0 \in \mathbb{R}^{p \times d} \text{ and } \vartheta_0 \in \mathbb{R}^l.$$

While the alternative hypothesis is that for any $\beta \in \mathbb{R}^{p \times d}$ and $\vartheta \in \mathbb{R}^l$,

$$H_1 : E(Y|X) = G(\beta^\top X) \neq g(\beta^\top X, \vartheta),$$

where G is an unknown smoothing function, \mathbf{B} is a $p \times q$ orthonormal matrix satisfying $\mathcal{S}_{E(Y|X)} = \text{span}(\mathbf{B})$. Here $\mathcal{S}_{E(Y|X)}$ is the central mean space of Y with respect to X which is defined as the intersection of all subspaces $\text{span}(\mathbf{A})$ such that $Y \perp\!\!\!\perp E(Y|X) | \mathbf{A}^\top X$ where $\perp\!\!\!\perp$ means statistical independence and $\text{span}(\mathbf{A})$ is the subspace spanned by the columns of \mathbf{A} . Under mild conditions, such a subspace $\mathcal{S}_{E(Y|X)}$ always exists (see Cook and Li (2002)). If $\mathcal{S}_{E(Y|X)} = \text{span}(\mathbf{B})$, it follows that $E(Y|X) = E(Y|\mathbf{B}^\top X)$. Thus it is reasonable to use the regression format $G(\mathbf{B}^\top X)$ instead of the fully nonparametric function $G(X)$ in the alternative hypothesis H_1 . The dimension of $\mathcal{S}_{E(Y|X)}$ is called the structural dimension which is q under the alternatives. Similarly, under the null we have $\mathcal{S}_{E(Y|X)} = \text{span}(\mathbf{B}) = \text{span}(\boldsymbol{\beta}_0)$ with a structural dimension d .

Recall that $\varepsilon = Y - E(Y|X)$ and

$$(\tilde{\boldsymbol{\beta}}_0, \tilde{\vartheta}_0) = \arg \min_{\boldsymbol{\beta} \in \mathbb{R}^{p \times d}, \vartheta \in \mathbb{R}^l} E[Y - g(\boldsymbol{\beta}^\top X, \vartheta)]^2.$$

Let $\eta = Y - g(\tilde{\boldsymbol{\beta}}_0^\top X, \tilde{\vartheta}_0)$ and $\tilde{\boldsymbol{\mathfrak{B}}} = (\tilde{\boldsymbol{\beta}}_0, \mathbf{B})$. Under the null hypothesis, we have $\tilde{\boldsymbol{\beta}}_0 = \boldsymbol{\beta}_0$ and $\text{span}(\mathbf{B}) = \text{span}(\boldsymbol{\beta}_0)$. Consequently,

$$E(\eta | \tilde{\boldsymbol{\mathfrak{B}}}^\top X) = E(Y | \tilde{\boldsymbol{\beta}}_0^\top X, \mathbf{B}^\top X) - g(\tilde{\boldsymbol{\beta}}_0^\top X, \tilde{\vartheta}_0) = E(Y | \boldsymbol{\beta}_0^\top X) - g(\boldsymbol{\beta}_0^\top X, \vartheta_0) = 0.$$

Under the alternative, we have $\eta = G(\mathbf{B}^\top X) - g(\tilde{\boldsymbol{\beta}}_0^\top X, \tilde{\vartheta}_0) + \varepsilon$. Then we obtain that

$$E(\eta | \tilde{\boldsymbol{\mathfrak{B}}}^\top X) = G(\mathbf{B}^\top X) - g(\tilde{\boldsymbol{\beta}}_0^\top X, \tilde{\vartheta}_0) \neq 0.$$

By Theorem 1 of Bierens (1982), under the null, we have $E[\eta \exp(it^\top \tilde{\boldsymbol{\mathfrak{B}}}^\top X)] = 0$ for all $t \in \mathbb{R}^{2d}$. Then it follows that

$$\int_{\mathbb{R}^{2d}} |E[\eta \exp(it^\top \tilde{\boldsymbol{\mathfrak{B}}}^\top X)]|^2 \varphi(t) dt = 0. \quad (4.1)$$

While under the alternative, there exist $t_0 \in \mathbb{R}^{d+q}$ such that $E[\eta \exp(it_0^\top \tilde{\boldsymbol{\mathfrak{B}}}^\top X)] \neq 0$. Therefore,

$$\int_{\mathbb{R}^{d+q}} |E[\eta \exp(it^\top \tilde{\boldsymbol{\mathfrak{B}}}^\top X)]|^2 \varphi(t) dt > 0, \quad (4.2)$$

where $\varphi(t)$ denotes a positive weight function which will be specified later. Thereby we reject the null hypothesis for “large value” of the empirical version of the left-hand side of (3.1). Let $\{(X_1, Y_1), \dots, (X_n, Y_n)\}$ be a random sample from the distribution of (X, Y) . We then propose an adaptive-to-model integrated conditional moment test statistic as

$$\hat{V}_n(t) = \frac{1}{\sqrt{n}} \sum_{j=1}^n [Y_j - g(\hat{\boldsymbol{\beta}}^\top X_j, \hat{\vartheta}_0)] \exp(it^\top \hat{\boldsymbol{\mathfrak{B}}}^\top X_j), \quad (4.3)$$

$$AICM_n = \int_{\mathbb{R}^{d+\hat{q}}} |\hat{V}_n(t)|^2 \varphi(t) dt, \quad (4.4)$$

where $\hat{\boldsymbol{\mathfrak{B}}} = (\hat{\boldsymbol{\beta}}, \hat{\mathbf{B}})$, $\hat{\mathbf{B}}$ is a sufficient dimension reduction estimator of \mathbf{B} with an estimated structural dimension \hat{q} of q , and $\hat{\boldsymbol{\beta}}$ is a norm consistent estimators of $\tilde{\boldsymbol{\beta}}_0$. In this paper, we restrict ourselves to the least square estimator of $\tilde{\boldsymbol{\beta}}_0$.

It is worth mentioning that Guo et al. (2016) first used sufficient dimension reduction techniques to construct a goodness of fit test for parametric single-index models when the dimension p of predictor vector is fixed. But they only used the matrix \mathbf{B} rather than $(\tilde{\beta}_0, \mathbf{B})$ as we consider here. To make sure $E(\eta|\mathbf{B}^\top X) \neq 0$ under the alternative hypotheses, they need an extra condition that $\tilde{\beta}_0 \in \text{span}(\mathbf{B})$. Note that this restrictive condition does not always hold for nonlinear regression models. To avoid this extra condition, we use the matrix $\tilde{\mathbf{B}}$ in the test construction to ensure the conditional expectation $E(\eta|\tilde{\mathbf{B}}^\top X) \neq 0$ for all alternative hypotheses. Thus our new test is consistent for any alternative hypothesis.

4.1 The choice of $\varphi(t)$

The choice of weight functions $\varphi(t)$ is flexible. Recall that our test statistic $AICM_n = \int_{\mathbb{R}^{d+\hat{q}}} |\hat{V}_n(t)|^2 \varphi(t) dt$. For any even positive function $\varphi(t)$, some elementary calculations lead to

$$\begin{aligned} AICM_n &= \frac{1}{n} \int_{\mathbb{R}^{d+\hat{q}}} \left| \sum_{j=1}^n \hat{\eta}_j \exp(it^\top \tilde{\mathbf{B}}^\top X_j) \right|^2 \varphi(t) dt \\ &= \frac{1}{n} \sum_{j,k=1}^n \hat{\eta}_j \hat{\eta}_k \int_{\mathbb{R}^{d+\hat{q}}} \cos\{t^\top (\tilde{\mathbf{B}}^\top X_j - \tilde{\mathbf{B}}^\top X_k)\} \varphi(t) dt \end{aligned}$$

where $\hat{\eta}_j = Y_j - g(\hat{\beta}^\top X_j, \hat{\vartheta})$. Let $K_\varphi(x) = \int \cos(t^\top x) \varphi(t) dt$, then it follows that

$$AICM_n = \frac{1}{n} \sum_{j,k=1}^n \hat{\eta}_j \hat{\eta}_k K_\varphi(\tilde{\mathbf{B}}^\top X_j - \tilde{\mathbf{B}}^\top X_k).$$

Yet the calculation of $K_\varphi(x)$ is still complex in high dimension settings, even when we use sufficient dimension reduction techniques here. To facilitate the calculation of the test statistic, a close form of the function $K_\varphi(x)$ is preferred. There is a large class of weight functions $\varphi(t)$ available for this purpose. Consider the sub-Gaussian symmetric a -stable distribution as an example. By Proposition 2.5.2 of Samorodnitsky and Taqqu (1994), we have

$$K_{\varphi_a}(x) = \int_{\mathbb{R}^p} \cos(t^\top x) \varphi_a(t) dt = \exp\left(-\frac{1}{2} \sum_{i,j=1}^p x_i x_j R_{ij} |^{a/2}\right),$$

where $\varphi_a(t)$ is the density of a sub-Gaussian symmetric a -stable distribution and $R_{ij} = E(Z_i Z_j)$ are the covariances of the underlying zero-mean Gaussian random vector $Z = (Z_1, \dots, Z_p)^\top$. The family of a -stable distribution includes many frequently-used distributions such as multivariate Gaussian distributions with $a = 2$ and Cauchy distributions with $a = 1$. More details about a -stable distributions can be found in Chapter 2 of Samorodnitsky and Taqqu (1994). For the sub-Gaussian symmetric a -stable distribution, if the covariance matrix of Z is the identity matrix I_p , then we have

$$K_{\varphi_a}(x) = \int_{\mathbb{R}^p} \cos(t^\top x) \varphi_a(t) dt = \exp\{- (\|x\|/\sqrt{2})^a \},$$

where $\|\cdot\|$ denotes the Frobenius norm. Substituting this weight function in $AICM_n$, we obtain that

$$AICM_n = \frac{1}{n} \sum_{j,k=1}^n \hat{\eta}_j \hat{\eta}_k \exp\left\{-\left(\frac{1}{\sqrt{2}}\|\hat{\mathfrak{B}}^\top X_j - \hat{\mathfrak{B}}^\top X_k\|\right)^a\right\}.$$

It would be interesting to investigate how the weight parameter a affects the performance of the test statistic and how to determine the optimal value for a in the context of goodness-of-fit testing. This is still an open problem in the literature. As was pointed out by Hlávka et al. (2017), this problem is highly nontrivial even in the strict parametric context of i.i.d. testing for univariate normality. In the simulation studies, we choose the density $\phi(t)$ of a standard Gaussian distribution (i.e. $a = 2$) as a weight function. Then the test statistic can be stated as

$$AICM_n = \frac{1}{n} \sum_{j,k=1}^n \hat{\eta}_j \hat{\eta}_k \exp\left\{-\frac{1}{2}(\|\hat{\mathbf{B}}^\top X_j - \hat{\mathbf{B}}^\top X_k\|^2 + \|\hat{\beta}^\top X_j - \hat{\beta}^\top X_k\|^2)\right\}. \quad (4.5)$$

Unlike Bierens' (1982) test statistic ICM_n in (1.5), we here utilize the sufficient dimension reduction and projection pursuit techniques to reduce the original dimension p to $d + \hat{q}$. Furthermore, if the eigenvalues of $E(XX^\top)$ are bounded away from infinity, then we have $E|\alpha^\top X|^2 = O(1)$ for any $\alpha \in \mathcal{S}^{p-1}$. Thus it is readily seen that

$$|\hat{B}_i^\top X_j|^2 = O_p(1) \quad \text{and} \quad |\hat{\beta}_i^\top X_j|^2 = O_p(1),$$

where $\{\hat{B}_i : 1 \leq i \leq \hat{q}\}$ and $\{\hat{\beta}_i : 1 \leq i \leq d\}$ are the components of $\hat{\mathbf{B}}$ and $\hat{\beta}$ respectively. Thus no matter how large the dimension p is, the exponential weight in (4.5) only rely on the number $d + \hat{q}$. In practice, when $d + \hat{q}$ is much smaller than p , the dimensionality difficulty will be largely alleviated. Simulation results in Section 5 validate our claims. However, if the structure dimension q of the underlying model is too large which violates the purpose of dimension reduction for multiple index model structure, the dimensionality issue comes back. Thus we assume that the structure dimension q is fixed in this paper. We are working a study for the large q paradigm although this is a challenging problem.

4.2 Model adaptation property

To achieve the model adaptation, we need the sufficient dimension reduction (SDR) techniques to identify the structural dimension q and the central mean subspace $\mathcal{S}_{E(Y|X)}$. When p is fixed, there are several methods in the literature to identify the central mean subspace $\mathcal{S}_{E(Y|X)}$, such as principal Hessian directions (pHd, Li (1992)). However, when p is divergent, there are no corresponding asymptotic results about the estimated central mean subspace, namely the estimated structural dimension \hat{q} and orthonormal matrix $\hat{\mathbf{B}}$ for these methods. To overcome this difficulty, we consider the central subspace $\mathcal{S}_{Y|X}$ instead of the central mean subspace $\mathcal{S}_{E(Y|X)}$. The central subspace $\mathcal{S}_{Y|X}$ defined as the intersection of all subspaces $\text{span}(\mathbf{A})$ such that $Y \perp\!\!\!\perp X | \mathbf{A}^\top X$. It is easy to see that $\mathcal{S}_{E(Y|X)} \subset \mathcal{S}_{Y|X}$. Thus we further assume that $\mathcal{S}_{E(Y|X)} = \mathcal{S}_{Y|X}$. This can be achieved when the error terms ε under the null and alternatives have dimension reduction structures: $\varepsilon = \sigma_1(\beta_0^\top X)\tilde{\varepsilon}$ and $\varepsilon = \sigma_2(\mathbf{B}^\top X)\tilde{\varepsilon}$ with $\tilde{\varepsilon} \perp\!\!\!\perp X$ respectively.

When p is fixed, there exist many estimation approaches available in the literature to identify the central subspace $\mathcal{S}_{Y|X}$, such as sliced inverse regression (SIR, Li (1991)), sliced average variance estimation (SAVE, Cook and Weisberg (1991)), minimum average variance estimation (MAVE, Xia et.al. (2002)), directional regression (DR, Li and Wang, (2007)), discretization-expectation estimation (DEE, Zhu, et al. (2010a)) etc. Zhu, Miao, and Peng (2006) first discussed the asymptotic properties of SIR in divergent dimension setting. In this paper we adapt cumulative slicing estimation (CSE, Zhu, Zhu, and Feng (2010b)) to identify the central subspace $\mathcal{S}_{Y|X}$, as it allows the divergence rate of p to be $p^2/n \rightarrow 0$ and is very easy to implement in practice. To estimate the structural dimension q , we suggest a minimum ridge-type eigenvalue ratio estimator (MRER) to identify q which was first proposed by Zhu, Guo and Zhu (2017). The following result is a slight extension of Proposition 3 in Tan and Zhu (2019a) that shows the consistency of MRER and model adaptation to the underlying models.

Proposition 1. *Suppose that the regularity conditions of Proposition 3 in Tan and Zhu (2019a) hold. Let $\hat{\mathbf{B}}(q)$ be the orthonormal matrix whose columns are obtained by CSE and the estimated structural dimension \hat{q} is identified by MRER. Then we have*

- (1) under H_0 , we have $\mathbb{P}(\hat{q} = d) \rightarrow 1$ and $\|\hat{\mathbf{B}}(d) - \mathbf{B}\| = O_p(\sqrt{p/n})$,
 - (2) under H_1 , we have $\mathbb{P}(\hat{q} = q) \rightarrow 1$ and $\|\hat{\mathbf{B}}(q) - \mathbf{B}\| = O_p(\sqrt{p/n})$,
- where the matrix \mathbf{B} under the null H_0 satisfied that $\text{span}(\mathbf{B}) = \text{span}(\boldsymbol{\beta}_0)$.

5 Asymptotic properties of the test statistic

5.1 Limiting null distribution

Recall that

$$AICM_n = \int_{\mathbb{R}^{d+\hat{q}}} \left| \frac{1}{\sqrt{n}} \sum_{j=1}^n \hat{\eta}_j \exp(it^\top \hat{\mathfrak{B}}^\top X_j) \right|^2 \varphi(t) dt,$$

where $\hat{\eta}_j = Y_j - g(\hat{\boldsymbol{\beta}}^\top X_j, \hat{\vartheta}_j)$. To facilitate the derivation of the asymptotical properties, we define the following empirical process

$$\hat{V}_n^1(t) = \frac{1}{\sqrt{n}} \sum_{j=1}^n \hat{\eta}_j [\cos(t^\top \hat{\mathfrak{B}}^\top X_j) + \sin(t^\top \hat{\mathfrak{B}}^\top X_j)].$$

If $\varphi(t) = \varphi(-t)$, then it follows that

$$AICM_n = \int_{\mathbb{R}^{d+\hat{q}}} |\hat{V}_n^1(t)|^2 \varphi(t) dt.$$

To obtain the large-sample properties of $AICM_n$, we need some regularity conditions. Also recall that $g(\boldsymbol{\beta}^\top X, \vartheta) = g(\beta_1^\top X, \dots, \beta_d^\top X, \vartheta)$. Putting

$$g'_i(t_1, \dots, t_d, \vartheta) = \frac{\partial g}{\partial t_i}(t_1, \dots, t_d, \vartheta) \quad \text{for } i = 1, \dots, d.$$

(B1) Assume that $|g'_i(\beta_1^\top x, \dots, \beta_d^\top x, \vartheta)| \leq F(x)$ for all $\beta_1, \dots, \beta_d, \vartheta$ and $i = 1, \dots, d$. Further, assume that

$$\lambda_{\max}\{E[F(X)XX^\top]\} \leq C \quad \text{and} \quad \lambda_{\max}\{E[\varepsilon^2 F(X)XX^\top]\} \leq C,$$

where $\lambda_{\max}(\cdot)$ is the largest eigenvalue of the matrix and C is a positive constant free of n .

(B2) The weight function $\varphi(t)$ is positive and satisfies $\varphi(t) = \varphi(-t)$, $\int_{\mathbb{R}^{d+q}} \varphi(t) dt = O(1)$, and $\int_{\mathbb{R}^{d+q}} t_j^6 \varphi(t) dt = O(1)$ for $j = 1, \dots, d+q$.

(B3) Assume that $E(\varepsilon^8) < \infty$ and $E(X_{jk}^8) \leq C$ where X_{jk} is the k -component of X_j .

The regularity condition (B1) is similar as that in condition (A2) which is usually used in the diverging dimensional statistical inference, see Fan and Peng (2004) and Zhang and Huang (2008) for instance. Condition (B2) is satisfied for an abundant of smoothing functions. Condition (B3) is standard in model checking literature, see, e.g., Stute (1997) and Escanciano (2006a).

Now we can obtain the asymptotic distribution of $AICM_n$ under the null hypothesis. By Proposition 1, $\mathbb{P}(\hat{q} = d) \rightarrow 1$ under the null hypothesis. Thus we only need to work on the event $\{\hat{q} = d\}$. Consequently, $\hat{\mathfrak{B}} = [\hat{\beta}_0, \hat{B}(d)]$ and $AICM_n$ becomes

$$AICM_n = \int_{\mathbb{R}^{2d}} |\hat{V}_n^1(t)|^2 \varphi(t) dt.$$

Under the regularity conditions (A1)-(A5) and (B1)-(B3) and on the event $\{\hat{q} = d\}$, we can show that under the null hypothesis,

$$\begin{aligned} \hat{V}_n^1(t) &= \frac{1}{\sqrt{n}} \sum_{j=1}^n \varepsilon_j [\cos(t^\top \mathfrak{B}_0^\top X_j) + \sin(t^\top \mathfrak{B}_0^\top X_j) - M(t)^\top \Sigma^{-1} g'(\beta_0, X_j)] + R_n(t) \\ &=: V_n^1(t) + R_n(t) \end{aligned} \quad (5.1)$$

where $\mathfrak{B}_0 = (\beta_0, \mathbf{B})$, $M(t) = E\{g'(\theta_0, X)[\cos(t^\top \mathfrak{B}_0^\top X) + \sin(t^\top \mathfrak{B}_0^\top X)]\}$, and $R_n(t)$ is a remainder satisfying

$$\int_{\mathbb{R}^{2d}} |R_n(t)|^2 \varphi(t) dt = o_p(1).$$

The proof of (5.1) will be given in the Supplementary Material. Altogether we can obtain the following result.

Theorem 5.1. *Assume that the regularity conditions (A1)-(A5) and (B1)-(B3) hold. If $(p^3 \log n)/n \rightarrow 0$, under the null H_0 , we have in distribution*

$$AICM_n \longrightarrow \int_{\mathbb{R}^{2d}} |V_\infty^1(t)|^2 \varphi(t) dt, \quad (5.2)$$

where $V_\infty^1(t)$ is a zero-mean Gaussian process with a covariance function $K(s, t)$ which is the point-wise limit of $K_n(s, t)$. Here $K_n(s, t)$ is the covariance function of $V_n^1(t)$, that is,

$$\begin{aligned} K_n(s, t) &= \text{Cov}(V_n^1(s), V_n^2(t)) \\ &= E\{\varepsilon^2 [\cos((s-t)^\top \mathfrak{B}_0^\top X) + \sin((s+t)^\top \mathfrak{B}_0^\top X)]\} \end{aligned}$$

$$\begin{aligned}
& -M(t)^\top \Sigma^{-1} E\{\varepsilon^2 [\cos(s^\top \mathfrak{B}_0^\top X) + \sin(s^\top \mathfrak{B}_0^\top X)] g'(\beta_0^\top X)\} \\
& -M(s)^\top \Sigma^{-1} E\{\varepsilon^2 [\cos(t^\top \mathfrak{B}_0^\top X) + \sin(t^\top \mathfrak{B}_0^\top X)] g'(\beta_0^\top X)\} \\
& +M(s)^\top \Sigma^{-1} E[\varepsilon^2 g'(\theta_0, X) X X^\top] \Sigma^{-1} M(t).
\end{aligned}$$

For single-index null models, Tan and Zhu (2019a) showed that the residual marked empirical process involved in their test statistic converges to a Gaussian process under the rate $p = o(n^{1/5})$. This rate can be improved to $p = o(n^{1/3}/\log n)$ for linear models. In the current paper, we improve this divergent rate to $p = o(n/\log n)^{1/3}$ for more general multiple-index models. Tan and Zhu (2019a) conjectured that the leading term $n^{1/3}$ would be close to optimal. Please see Remark 2 of Tan and Zhu (2019a). Chen and Lockhart (2001) showed that for linear regression models, the residual empirical process admits an uniform asymptotic linear representation and thus converges to a zero-mean Gaussian process provided $p = o(n^{1/3}/\log^{2/3} n)$. They also gave an example to show that this rate cannot be improved, in general. This makes the conjecture more reasonable although for the residual marked empirical process, we still do not know whether this example can work in our setting. The research is ongoing.

5.2 Limiting distribution under the alternative hypotheses

Now we discuss the asymptotic property of $AICM_n$ under the alternative hypotheses. Consider the following sequence of alternative hypotheses

$$H_{1n} : Y_n = g(\beta_0^\top X, \vartheta_0) + r_n G(\mathbf{B}^\top X) + \varepsilon, \quad (5.3)$$

where $E(\varepsilon|X) = 0$, $G(\mathbf{B}^\top X)$ is a random variable satisfying $E[G(\mathbf{B}^\top X)] = 0$ and $\mathbb{P}(G(\mathbf{B}^\top X) = 0) < 1$. The convergence rate r_n satisfies $r_n = 1/\sqrt{n}$ or $\sqrt{n}r_n \rightarrow \infty$. To obtain the asymptotical distribution of $AICM_n$ under the alternatives (5.3), we first derive the asymptotic properties of the estimators \hat{q} and $\hat{\beta}$, when the dimension p diverges to infinity.

Proposition 2. *Suppose that the regularity conditions of Proposition 4 in Tan and Zhu (2019a) hold. Let $\hat{\mathbf{B}}(d)$ be the orthonormal matrix whose columns are obtained by CSE and the estimated structural dimension \hat{q} is identified by MREER. If $pr_n \rightarrow 0$, then under H_{1n} , we have $\mathbb{P}(\hat{q} = d) \rightarrow 1$ and $\|\hat{\mathbf{B}}(d) - \mathbf{B}_L\| = O_p(\sqrt{pr_n})$. Here \mathbf{B}_L is a $p \times d$ orthonormal matrix satisfying $\text{span}(\mathbf{B}_L) = \text{span}(\beta_0)$.*

It is worth to mention that under the local alternatives H_{1n} with $r_n = o(1/p)$, the estimated structural dimension \hat{q} is not equal to the true structure dimension, but to d asymptotically. This means \hat{q} does not an consistent estimator of the true structural dimension in this case. A special case is that if $r_n = 1/\sqrt{n}$, it follows that $\mathbb{P}(\hat{q} = d) \rightarrow 1$ and $\|\hat{\mathbf{B}}(d) - \mathbf{B}_L\| = O_p(\sqrt{p/n})$. Yet we need to derive the asymptotic properties of $(\hat{\beta}, \hat{\vartheta})$ with respect to (β_0, ϑ_0) . Recall that $\hat{\theta} = [\text{vec}(\hat{\beta})^\top, \hat{\vartheta}^\top]^\top$ and $\theta_0 = [\text{vec}(\beta_0)^\top, \vartheta_0^\top]^\top$ where $\text{vec}(\beta) = [\beta_1^\top, \dots, \beta_d^\top]^\top$.

Theorem 5.2. *Suppose the regularity conditions (A1)-(A4) and (5.3) hold. If $pr_n \rightarrow 0$, then $\hat{\theta}$ is a norm consistent estimator for θ_0 with $\|\hat{\theta} - \theta_0\| = O_p(\sqrt{pr_n})$. Moreover, if the regularity conditions (A1)-(A5) hold and $np^3r_n^4 \log n \rightarrow 0$, then under the alternatives (5.3), we have*

$$\sqrt{n}\alpha^\top (\hat{\theta} - \theta_0) = \frac{1}{\sqrt{n}} \sum_{j=1}^n \varepsilon_j \alpha^\top \Sigma^{-1} g'(\theta_0, X_j) + \sqrt{nr_n} \alpha^\top \Sigma^{-1} E[g'(\theta_0, X) G(\mathbf{B}^\top X)] + o_p(1), \quad (5.4)$$

where $\Sigma = E[g'(\theta_0, X)g'(\theta_0, X)^\top]$ and the term $o_p(1)$ is uniform for $\alpha \in S^{p-1}$.

Under the alternatives H_{1n} with $r_n = 1/\sqrt{n}$, if $p^2/n \rightarrow 0$, then we have $\hat{\theta}$ is a norm consistent estimator for θ_0 with $\|\hat{\theta} - \theta_0\| = O_p(\sqrt{p/n})$. Moreover, if $(p^3 \log n)/n \rightarrow 0$, it follows that

$$\sqrt{n}\alpha^\top(\hat{\theta} - \theta_0) = \frac{1}{\sqrt{n}} \sum_{j=1}^n \varepsilon_j \alpha^\top \Sigma^{-1} g'(\theta_0, X_j) + \alpha^\top \Sigma^{-1} E[g'(\theta_0, X)G(\mathbf{B}^\top X)] + o_p(1).$$

Theorem 5.3. *Assume that the regularity conditions (A1)-(A5) and (B1)-(B3) hold.*

(1) *If $(p^3 \log n)/n \rightarrow 0$, under the global alternative H_1 , we have in probability*

$$\frac{1}{n} \int_{\mathbb{R}^{d+\hat{q}}} |\hat{V}_n(t)|^2 \varphi(t) dt \rightarrow C_1,$$

where C_1 is a positive constant.

(2) *If $np^3 r_n^4 \log n \rightarrow 0$, under the local alternatives H_{1n} with $\sqrt{nr_n} \rightarrow \infty$, we have in probability*

$$\frac{1}{nr_n^2} \int_{\mathbb{R}^{d+\hat{q}}} |\hat{V}_n(t)|^2 \varphi(t) dt \rightarrow C_2,$$

where C_2 is a positive constant.

(3) *If $(p^3 \log n)/n \rightarrow 0$, under the local alternatives H_{1n} with $r_n = 1/\sqrt{n}$, we have in distribution*

$$\int_{\mathbb{R}^{d+\hat{q}}} |\hat{V}_n(t)|^2 \varphi(t) dt \rightarrow \int_{\mathbb{R}^{2d}} |V_\infty^1(t) + L_1(t) - L_2(t)|^2 \varphi(t) dt,$$

where V_∞^1 is a zero-mean Gaussian process given by (5.2) and $L_1(t)$ and $L_2(t)$ are the uniformly limits of $L_{n1}(t)$ and $L_{n2}(t)$, respectively. The functions $L_{n1}(t)$ and $L_{n2}(t)$ are given by

$$\begin{aligned} L_{n1}(t) &= M^\top(t) \Sigma^{-1} E[g'(\theta_0, X)G(\mathbf{B}^\top X)] \\ L_{n2}(t) &= E\{G(\mathbf{B}^\top X)[\cos(t^\top \mathfrak{B}_0^\top X) + \sin(t^\top \mathfrak{B}_0^\top X)]\}. \end{aligned}$$

It follows from Theorem 5.3 that under the global alternative H_1 and the local alternatives H_{1n} with $\sqrt{nr_n} \rightarrow \infty$, our test statistic $AICM_n$ diverges to infinity at the rate of n and nr_n^2 , respectively. For the local alternative with $r_n = 1/\sqrt{n}$, it is readily seen that if $L_1(t) - L_2(t) \neq 0$, the proposed test $AICM_n$ is still sensitive to the local alternatives distinct from the null at the rate of $1/\sqrt{n}$. Note that $M(t) = E\{g'(\theta_0, X)[\cos(t^\top \mathfrak{B}_0^\top X) + \sin(t^\top \mathfrak{B}_0^\top X)]\}$. Then we have $L_{n1}(t) = \xi_G^\top E\{g'(\theta_0, X)[\cos(t^\top \mathfrak{B}_0^\top X) + \sin(t^\top \mathfrak{B}_0^\top X)]\}$ with $\xi_G = \Sigma^{-1} E[g'(\theta_0, X)G(\mathbf{B}^\top X)]$. Recall that $\varphi(t) = \varphi(-t)$, it follows that

$$\int_{\mathbb{R}^{2d}} |L_{n1}(t) - L_{n2}(t)|^2 \varphi(t) dt = \int_{\mathbb{R}^{2d}} |E\{[G(\mathbf{B}^\top X) - \xi_G^\top g'(\theta_0, X)] \exp(it^\top \mathfrak{B}_0^\top X)\}|^2 \varphi(t) dt,$$

By the Fourier reversal formula, we have

$$\begin{aligned} L_{n1}(t) - L_{n2}(t) = o(1), \forall t &\iff E\{[G(\mathbf{B}^\top X) - \xi_G^\top g'(\theta_0, X)] \exp(it^\top \mathfrak{B}_0^\top X)\} = o(1), \forall t \\ &\iff E[G(\mathbf{B}^\top X) - \xi_G^\top g'(\theta_0, X) | \mathfrak{B}_0^\top X] = o(1) \text{ a.s.} \end{aligned}$$

Note that $L_1(t) - L_2(t)$ is the uniform limit of $L_{n1}(t) - L_{n2}(t)$. Thus the proposed test $AICM_n$ is able to asymptotically detect any local alternative converging to the null with a parametric convergence rate $1/\sqrt{n}$ if $E[G(\mathbf{B}^\top X) | \mathfrak{B}_0^\top X]$ is not parallel to $E[g'(\theta_0, X) | \mathfrak{B}_0^\top X]$ upon an infinitesimal term.

5.3 Bootstrap approximation

Note that the limiting null distribution of our test statistic $AICM_n$ depends on the unknown parameters β_0 and the matrix \mathbf{B} , and thus is not tractable for the critical value determination. Although we have shown that the wild bootstrap does not valid for the Bierens' original ICM test when p is divergent, we will show that the wild bootstrap still work for the proposed test in the diverging dimension setting. Recall that the bootstrap sample $\{(X_j, Y_j^*)\}_{j=1}^n$ is given by

$$X_j^* = X_j \quad Y_j^* = g(\hat{\theta}, X_j) + \hat{\eta}_j V_j^*, j = 1, \dots, n,$$

where $\hat{\eta}_j = Y_j - g(\hat{\theta}, X_j)$ and $\{V_j^*\}_{j=1}^n$ is the i.i.d. Bernoulli variates specified in Section 3. Let $\hat{\theta}^*$ be the bootstrap estimator obtained by the ordinary least square based on the bootstrap sample $\{(X_j, Y_j^*)\}_{j=1}^n$. Then we approximate the limiting null distribution of $AICM_n$ by that of

$$AICM_n^* = \int_{\mathbb{R}^{d+q}} |\hat{V}_n^*(t)|^2 \varphi(t) dt,$$

where

$$\hat{V}_n^*(t) = \frac{1}{\sqrt{n}} \sum_{j=1}^n [Y_j^* - g(\hat{\theta}^*, X_j)] \exp(it^\top \hat{\mathbf{B}}^\top X_j).$$

To determine the critical value in practice, repeat the above process a large number times, say B times. For a given a nominal level τ , the critical value is determined by the upper τ quantile of the bootstrap distribution $\{\hat{V}_{nk}^* : k = 1, \dots, B\}$.

In the next theorem we establish the validity of the wild bootstrap in the diverging dimension setting.

Theorem 5.4. *Suppose that the bootstrap sample is generated from the wild bootstrap and the regularity conditions (A1)-(A5) and (B1)-(B3) hold.*

(i) *If $(p^3 \log n)/n \rightarrow 0$, under the null hypothesis H_0 or under the alternative hypothesis with $r_n = 1/\sqrt{n}$, we have with probability 1,*

$$AICM_n^* \longrightarrow \int_{\mathbb{R}^{2d}} |V_\infty^{1*}(t)|^2 \varphi(t) dt \quad \text{in distribution,}$$

where V_∞^{1*} have the same distribution as the Gaussian process V_∞^1 given in Theorem 5.1.

(ii) *If $np^3 r_n^4 \log n \rightarrow 0$, under the local alternatives H_{1n} with $\sqrt{nr_n} \rightarrow \infty$, the result in (i) continues to hold.*

(iii) *If $(p^3 \log n)/n \rightarrow 0$, under the global alternative H_1 , the distribution of $AICM_n^*$ converge to a finite limiting distribution which may be different from the limiting null distribution.*

6 Numerical studies

6.1 Simulations

In this subsection we conduct some numerical studies to show the performance of the proposed test in finite samples. From the theoretical view in this paper, we set $p = \lceil 3n^{1/3} \rceil - 5$ with the

sample sizes $n = 100, 200, 400$ and 600 . We compare our test with some existing competitors proposed in the literature, although most of them dealt with fixed dimensions. To give a relatively thorough comparison among these tests, we also consider the fixed dimension cases with $p = 2, 4, 6$ and $n = 100$ in the first two Studies and then some larger dimensions in Study 3.

Based on the standard normal density function, Bierens' (1982) test statistic can be stated as

$$ICM_n = \int_{\mathbb{R}^p} \left| \frac{1}{\sqrt{n}} \sum_{j=1}^n \hat{\eta}_j \exp(it^\top X_j) \right|^2 \phi(t) dt = \frac{1}{n} \sum_{j,k=1}^n \hat{\eta}_j \hat{\eta}_k \exp\left(-\frac{1}{2} \|X_j - X_k\|^2\right),$$

where $\hat{\eta}_j$ is the residual and $\phi(t)$ is the standard normal density on \mathbb{R}^p . The critical value of the ICM test is determined by the wild bootstrap. Escanciano (2006a) and Lavergne and Patilea (2008, 2012) also use this test statistic for comparison.

Zheng (1996) proposed a local smoothing test for parametric regression models as

$$T_n^{ZH} = \frac{\sum_{i \neq j} K((X_i - X_j)/h) \hat{\eta}_i \hat{\eta}_j}{\left\{ \sum_{i \neq j} 2K^2((X_i - X_j)/h) \hat{\eta}_i^2 \hat{\eta}_j^2 \right\}^{1/2}}.$$

Here we use $K(u) = (15/16)(1 - u^2)^2 I(|u| \leq 1)$ as the kernel function and the bandwidth $h = 1.5n^{-1/(4+p)}$.

Escanciano (2006a) developed a global smoothing test for parametric regression models based on a projected residual marked empirical process. The test statistic is defined as follows,

$$PCvM_n = \frac{1}{n^2} \sum_{i,j,r=1}^n \hat{\eta}_i \hat{\eta}_j \int_{\mathbb{S}^{p-1}} I(\alpha^\top X_i \leq \alpha^\top X_r) I(\alpha^\top X_j \leq \alpha^\top X_r) d\alpha,$$

where $\mathbb{S}^{p-1} = \{\alpha \in \mathbb{R}^p : \|\alpha\| = 1\}$ and $d\alpha$ denotes the uniform density on the unit sphere \mathbb{S}^{p-1} . The critical value of Escanciano's (2006a) test is determined by the wild bootstrap.

Stute and Zhu (2002) proposed a dimension reduction-based test for generalized linear models based on residual marked empirical processes. A martingale transformation leads the test to be asymptotically distribution-free. Their test statistic is given by

$$T_n^{SZ} = \frac{1}{\hat{\psi}_n(x_0)} \int_{-\infty}^{x_0} |\hat{T}_n R_n^1|^2 \hat{\sigma}_n^2 dF_n,$$

where

$$\begin{aligned} R_n^1(u) &= \frac{1}{\sqrt{n}} \sum_{i=1}^n \hat{\eta}_i I(\hat{\beta}^\top X_i \leq u); \\ \hat{T}_n R_n^1(u) &= R_n^1(u) - \int_{-\infty}^u \hat{a}_n(z)^\top \hat{A}_n^{-1}(z) \left(\int_z^\infty \hat{a}_n(v) R_n^1(dv) \right) \hat{\sigma}_n^2(z) F_n(dz). \end{aligned}$$

More details of the definitions of $\hat{T}_n R_n^1$ can be found in their paper. Under the right specification of the generalized linear model and some regularity conditions,

$$T_n^{SZ} \longrightarrow \int_0^1 B^2(u) du \quad \text{in distribution,}$$

where $B(\cdot)$ is the standard Brownian motion.

Guo, Wang and Zhu (2016) introduced a model-adaptive local smoothing test for parametric single index models that largely alleviate the dimensionality problem, although they also considered in the fixed dimension cases. Their test statistic is given by

$$T_n^{GWZ} = \frac{h^{1/2} \sum_{i \neq j} \hat{\eta}_i \hat{\eta}_j \frac{1}{h^q} K(\hat{\mathbf{B}}^\top (X_i - X_j)/h)}{\{2 \sum_{i \neq j} \hat{\eta}_i^2 \hat{\eta}_j^2 \frac{1}{h^q} K^2(\hat{\mathbf{B}}^\top (X_i - X_j)/h)\}^{1/2}},$$

where the kernel function $K(u) = (15/16)(1 - u^2)^2 I(|u| \leq 1)$ and the bandwidth $h = 1.5n^{1/(4+\hat{q})}$ as suggested in Guo, Wang and Zhu (2016) and $\hat{\mathbf{B}}$ is a sufficient dimension estimator of \mathbf{B} with an estimated structural dimension \hat{q} of q .

Recently, Tan and Zhu (2019a) proposed a projected adaptive-to-model test for parametric single index models where they also allow the dimension p to diverge with the sample size n . Their test statistic is given by

$$ACM_n^2 = \frac{1}{\hat{\psi}_n(u_0)^2} \int_{-\infty}^{u_0} \sup_{\hat{\alpha} \in \mathcal{S}_q^+} |\hat{T}_n V_n(\hat{\alpha}, u)|^2 \hat{\sigma}_n^2(u) F_n(du),$$

where

$$\begin{aligned} \hat{T}_n V_n(\hat{\alpha}, u) &= \frac{1}{n^{1/2}} \sum_{i=1}^n \hat{\eta}_i I(\hat{\alpha}^\top \hat{\mathbf{B}}^\top X_i \leq u) - \frac{1}{n^{3/2}} \sum_{i,j=1}^n I(\hat{\alpha}^\top \hat{\mathbf{B}}^\top X_i \leq u) \hat{a}_n(\hat{\alpha}^\top \hat{\mathbf{B}}^\top X_i)^\top \\ &\quad \times \hat{A}_n^{-1}(\hat{\alpha}^\top \hat{\mathbf{B}}^\top X_i) \hat{a}_n(\hat{\alpha}^\top \hat{\mathbf{B}}^\top X_j) I(\hat{\alpha}^\top \hat{\mathbf{B}}^\top X_j \geq \hat{\alpha}^\top \hat{\mathbf{B}}^\top X_i) \hat{\eta}_j \hat{\sigma}_n^2(\hat{\alpha}^\top \hat{\mathbf{B}}^\top X_i). \end{aligned}$$

For the quantities $\hat{\psi}(u_0)$, $\hat{\sigma}_n^2$, \hat{a}_n and \hat{A}_n , one can refer their paper for details. Under the null hypothesis and some regularity conditions, we have

$$ACM_n^2 \longrightarrow \int_0^1 B^2(u) du \quad \text{in distribution,}$$

Thus this test is asymptotically distribution-free and its critical value can be tabulated.

In the simulations that follows, $a = 0$ corresponds to the null while $a \neq 0$ to the alternatives. The significance level is $\alpha = 0.05$. The simulation results are based on the average of 1000 replications and the bootstrap approximation of $B = 500$ replications.

Study 1. Consider the following regression models

$$\begin{aligned} H_{11} : Y &= \beta_0^\top X + a \exp(-(\beta_0^\top X)^2) + \varepsilon; \\ H_{12} : Y &= \beta_0^\top X + a \cos(0.6\pi \beta_0^\top X) + \varepsilon; \\ H_{13} : Y &= \beta_1^\top X + a(\beta_2^\top X)^2 + \varepsilon; \\ H_{14} : Y &= \beta_1^\top X + a \exp(\beta_2^\top X) + \varepsilon; \end{aligned}$$

where $\beta_0 = (1, \dots, 1)^\top / \sqrt{p}$, $\beta_1 = \underbrace{(1, \dots, 1, 0, \dots, 0)^\top}_{p_1} / \sqrt{p_1}$ and $\beta_2 = (0, \dots, 0, \underbrace{1, \dots, 1}_{p_1})^\top / \sqrt{p_1}$ with $p_1 = \lfloor p/2 \rfloor$. The covariate X is $N(0, \Sigma_1)$ or $N(0, \Sigma_2)$ independent of the standard Gaussian

error term ε . Here $\Sigma_1 = I_p$ and $\Sigma_2 = (1/2^{|i-j|})_{p \times p}$. Note that H_{12} is a high-frequency model and the others are low-frequency models. The structure dimension $q = 1$ under both the null and alternative hypotheses in the models H_{11} and H_{12} , while the structure dimension $q = 2$ under the alternative hypothesis in models H_{13} and H_{14} .

The empirical sizes and powers are presented in Tables 1-4. First we can see that when the dimension p is small, Bierens' (1982) original test ICM_n performs very well in all models. However, it totally breaks down in the large dimension scenarios. Furthermore, this phenomenon seems unaffected by the correlated structure of the predictor vector X . For the other tests, we observe that $AICM_n$, ACM_n , T_n^{SZ} , and T_n^{GWZ} can control the empirical sizes very well in all models and dimension cases. The empirical sizes of $PCvM_n$ are also close to the significance level, but slightly unstable in some cases. While T_n^{ZH} can not maintain the significance level in most cases and is generally conservative with smaller empirical sizes. For the empirical power, we can see that $AICM_n$, ACM_n , T_n^{SZ} , and $PCvM_n$ all perform very well for low frequency models H_{11} , H_{13} and H_{14} , whereas T_n^{GWZ} behaves slightly worse for these three low frequency models. For the high frequency model H_{12} , the test T_n^{GWZ} beats all other competitors except our new test $AICM_n$. This is somewhat surprised as local smoothing tests such as T_n^{GWZ} usually performs better for high frequency models and global smoothing tests work better for low frequency models. While our new test that can be viewed as a global smoothing test seems also to work well for high frequency models. In contrast, Zheng's (1996) test T_n^{ZH} which is a typical local smoothing test has very small empirical powers in most cases when the dimension is large. This validates the well-known results that the traditional local smoothing tests suffer severely from the "curse of dimensionality".

Tables 1 – 4 about here

The hypothetical models in study 1 are all single-index models. Next we consider multiple-index models in the second simulation study. As the tests ACM_n , T_n^{SZ} and T_n^{GWZ} only dealt with parametric single index models, we only compare our new test with $PCvM_n$, ICM_n and T_n^{ZH} .

Study 2. Generate data from the following models:

$$\begin{aligned} H_{21} : Y &= \beta_1^\top X + \exp(\beta_2^\top X) + a(\beta_2^\top X)^2 + \varepsilon; \\ H_{22} : Y &= \beta_1^\top X + \exp(\beta_2^\top X) + a \cos(0.6\pi\beta_2^\top X) + \varepsilon; \\ H_{23} : Y &= \beta_1^\top X + \exp(\beta_2^\top X) + a(\beta_1^\top X)(\beta_2^\top X) + \varepsilon; \end{aligned}$$

where $\beta_1, \beta_2, \varepsilon$ and X are the same as in Study 1.

The simulation results are presented in Tables 5-7. We can observe that our test $AICM_n$ and $PCvM_n$ perform much better than the other two. While Bierens' (1982) test ICM_n again does not work at all and Zheng's (1996) test T_n^{ZH} can not maintain the nominal level and has no empirical powers in both cases. For the empirical size, both our test $AICM_n$ and $PCvM_n$ are slightly conservative with larger empirical sizes. This may be due to the inaccurate estimation of the related parameters when p is large. The empirical powers of $AICM_n$ and $PCvM_n$ both grow fast under both the low frequency model H_{21} and the high frequency model H_{22} . In model

H_{23} , our test has much better power performance than $PCvM_n$.

Tables 5 – 7 about here

In practice, it is difficult to determine the asymptotic mechanisms between the dimension p and the sample size n . Thus we further conduct a simulation study under the paradigm $p = 0.1n$ with $n = 50, 100, 200, 500, 1000$ to provide more information on when we may use the test in the large dimensional cases.

Study 3. The data are generated from the following models:

$$\begin{aligned} H_{31} : Y &= \beta_0^\top X + a \exp(\beta_0^\top X) + \varepsilon; \\ H_{32} : Y &= \beta_1^\top X + \exp(\beta_2^\top X) + a \exp(-\beta_0^\top X) + \varepsilon; \end{aligned}$$

where $\beta_0, \beta_1, \beta_2, \varepsilon$ and X are the same as in Study 1.

The empirical sizes and powers are reported in Tables 8-9. We can see that Bierens' (1982) test ICM_n and Zheng's (1996) test T_n^{ZH} can maintain the significant level occasionally when the dimension p is relatively small. When the dimension p becomes large, the empirical sizes of these two tests are totally out of control and the powers make no sense. For the model H_{31} , we can observe that ACM_n , T_n^{SZ} and T_n^{GWZ} still work very well even when $p = 100$. Note that these three tests are dimension-reduction based tests which are designed to test single index models. In contrast, although $PCvM_n$ and the new test $AICM_n$ have high empirical powers, they cannot maintain the significant level when the dimension p increases. This phenomenon suggests that the new test may not be reliable under the paradigm $p = 0.1n$ and some new techniques should be developed to handle this high dimension regime.

Tables 8 – 9 about here

In summary, the simulation results show that the proposed test performs very well and can detect different alternative hypotheses provided $p = o(n/\log n)^{1/3}$. In low frequency alternatives, the new test has the best power performance among the global smoothing tests proposed by Bierens' (1982), Stute and Zhu (2002), Escanciano (2006a), and Tan and Zhu (2019a). While surprisingly, the new test, which can be viewed as a global smoothing test, also performs best or comparable to the best one among the local smoothing tests proposed by Zheng (1996) and Guo, Wang and Zhu (2016). As expected, the new test becomes unreliable under very high dimensional settings. Therefore, when the dimension p is large and is proportional to the sample size, we do not recommend the new test in practice. Some new deep theories in model checking should be developed to deal with such higher dimension scenarios than that we consider in this paper.

6.2 A real data example

In this subsection we apply the test to the Boston house-price data set that is first analysed by Harrison and Rubinfeld (1978). This data set can be obtained through the website

<http://lib.stat.cmu.edu/datasets/boston>. It contains 506 cases on one response variable: Median value of owner-occupied homes in 1000's (MEDV) Y and 13 predictors: per capita crime rate by town (CRIM) X_1 , proportion of residential land zoned for lots over 25,000 sq.ft. (ZN) X_2 , proportion of non-retail business acres per town (INDUS) X_3 , Charles River dummy variable (CHAS, 1 if tract bounds river; 0 otherwise) X_4 , nitric oxides concentration (NOX parts per 10 million) X_5 , average number of rooms per dwelling (RM) X_6 , proportion of owner-occupied units built prior to 1940 (AGE) X_7 , weighted distances to five Boston employment centres (DIS) X_8 , index of accessibility to radial highways (RAD) X_9 , full-value property-tax rate per \$ 10,000 (TAX) X_{10} , pupil-teacher ratio by town (PTRATIO) X_{11} , $1000(B_k - 0.63)^2$ where B_k is the proportion of blacks by town (B) X_{12} , % lower status of the population (LSTAT) X_{13} . For easy explanation, we standardize all variables separately. Since the dimension of the predictor vector is $13 \approx 506^{0.4119}$, it seems reasonable to apply our method. To establish the relationship between the response Y and the predictor vector $X = (X_1, \dots, X_{13})^\top$, we first apply the sufficient dimension reduction techniques to the data set. When the cumulative slicing estimation (CSE) is used, we find that the estimated structural dimension of this data set is $\hat{q} = 1$, which indicates that Y may be conditional independent of X given the projected predictor vector $\hat{\beta}_1^\top X$ where

$$\hat{\beta}_1 = (-0.0804, 0.0611, 0.0211, 0.0676, -0.3120, 0.1513, -0.1820, -0.3701, 0.3999, -0.3404, -0.2876, 0.1233, -0.5663)^\top.$$

The scatter plot of Y against $\hat{\beta}_1^\top X$ is presented in Figure 1.

Figure 1 about here

From this Figure, a linear regression model seems to be plausible to fit the data set. We then apply our test to see whether there exists a model misspecification. The value of the test statistic $AICM_n$ is about 0.9639 and the p -value is about 0.01. Thus a linear regression model is not adequate to predict the response. Figure 2 presents the scatter plot of residuals from the linear regression model for (Y, X) against $\hat{\beta}_1^\top X$. It also suggests that a linear relationship between Y and X may be not reasonable.

Figure 2 about here

To find the relationship between Y and X , we consider a more thorough search of the projected predictor vector. Consider the second projected predictor vector $\hat{\beta}_2^\top X$ and the scatter plot of Y against $(\hat{\beta}_1^\top X, \hat{\beta}_2^\top X)$ is presented in Figure 3.

Figure 3 about here

From this figure, we can see that the second projected direction $\hat{\beta}_2^\top X$ is not necessary as the plot along this direction is nearly identical. This means the projection of the data onto the space $\hat{\beta}_1^\top X$ already contain almost all the regression information of the model structure. Furthermore, from Figure 3, it seems that there exists an exponential relationship between Y and $\hat{\beta}_1^\top X$. Thus we consider $\log(Y)$ as the response variable that is also considered in Harrison and Rubinfeld (1978). Thus we use the following model to fit this data set:

$$\log(Y) = \beta^\top X + \varepsilon. \tag{6.1}$$

When applying our test for the above model (6.1), the value of the test statistic $AICM_n$ is about 0.1536 and the p -value is about 0.368. A scatter plot of residuals from model (6.1) against the

fitted values is presented in Figure 4. We can see that there does not exist any trend between the residuals and the fitted value. Thus this model is plausible.

Figure 4 about here

7 Discussions

In this article we find that the classic asymptotic results for the ICM test do not hold when the dimension p is divergent. We also show that the wild bootstrap does not valid for the ICM test in the diverging dimension settings. Thus, to overcome this difficult, we construct an adaptive-to-model version of ICM test in terms of sufficient dimension reduction and projection techniques. The proposed test has a non-degenerate limiting null distribution and the wild bootstrap still valid for the new test in the diverging dimension settings. The numerical studies also show that the proposed test largely alleviates the adverse impact of the dimensionality in the sense that it can well maintain the significance level and enhance the power performance. We also show that a large class of weight functions $\varphi(t)$ give the corresponding test statistics with the nice property of computational simplicity. Thus the test can be easily implemented in practice. Furthermore, we obtain the uniformly asymptotically linear presentation of the least squares estimation of the parameters in the nonlinear regression model at a divergent rate $p = o(n^{1/3}/\log n)$. This result can be useful for further studies in inference. Nevertheless, when the structure dimension q becomes large, the test we proposed here still suffers the same dimensionality problem as in the Bierens' original ICM test. Thus our new test only partially solves the dimensionality problem. Besides, our test relies on the dimension reduction structure under the null. It is of great interest to investigate goodness of fit testing for hypothetical models without dimension reduction structures in the diverging dimension setting. The relevant studies are ongoing.

References

- [1] Bierens, H. J. (1982). Consistent model specification tests. *Journal of Econometrics*, **20**, 105-134.
- [2] Bierens, H. J. and W. Ploberger (1997). Asymptotic theory of integrated conditional moment test. *Econometrica*, **65**, 1129-1151.
- [3] Chen, G. M., and Lockhart, R. (2001). Weak convergence of the empirical process of residuals in linear models with many parameters. *The Annals of Statistics*, **29**, 748-762.
- [4] Cook, R. D. and Li, B. (2002). Dimension reduction for conditional mean in regression. *The Annals of Statistics*, **30**, 455-474.
- [5] Cook, R. D. and Weisberg, S. (1991). Discussion of Sliced inverse regression for dimension reduction, by K. C. Li. *Journal of the American Statistical Association*, **86**, 316-342.

- [6] Dette, H. (1999). A consistent test for the functional form of a regression based on a difference of variance estimates. *The Annals of Statistics*, **27**, 1012-1050.
- [7] Dominguez, M. A. (2004). On the power of bootstrapped specification tests. *Econometric Reviews*, **23**, 215C228.
- [8] Escanciano, J. C. (2006a). A consistent diagnostic test for regression models using projections. *Econometric Theory*, **22**, 1030-1051.
- [9] Escanciano, J. C. (2006b). Goodness-of-Fit tests for linear and nonlinear time series models. *Journal of the American Statistical Association*, **101**, 531-541.
- [10] Fan, J. Q. and Huang, L. S. (2001). Goodness-of-fit tests for parametric regression models, *Journal of the American Statistical Association*, **96**, 640-652.
- [11] Fan, J. Q. and Peng, H. (2004). Nonconcave penalized likelihood with a diverging number of parameters. *The Annals of Statistics*, **32**, 928-961.
- [12] Guo, X., Wang, T. and Zhu, L. X. (2016). Model checking for generalized linear models: a dimension-reduction model-adaptive approach. *Journal of the Royal Statistical Society: Series B*, **78**, 1013-1035.
- [13] Härdle, W. and Mammen, E. (1993). Comparing nonparametric versus parametric regression fits. *The Annals of Statistics*, **21**, 1926-1947.
- [14] Harrison, D. and Rubinfeld, D. L. (1978). Hedonic prices and the demand for clean air. *Journal of Environmental Economics and Management*, **5**, 81-102.
- [15] Hlávka, Z., Hušková, M., Kirch, C. and Meintanis, S. (2017) Fourier-type tests involving martingale difference processes. *Econometric Reviews*, **36**, 468-492.
- [16] Horowitz, J. L. and V. G. Spokoiny. (2001). An adaptive, rate-optimal test of a parametric mean- regression model against a nonparametric alternative. *Econometrica*, **69**, 599-631.
- [17] Huber, P. J. (1973) Robust regression: asymptotics, conjectures and Monte Carlo. *The Annals of Statistics*, 799-821.
- [18] Jennrich, R. I. (1969). Asymptotic properties of non-linear least squares estimators. *The Annals of Mathematical Statistics*, **40**, 633-643.
- [19] Khmaladze, E V. and Koul, H. L. (2004). Martingale transforms goodness-of-fit tests in regression models. *The Annals of Statistics*, **32**, 995-1034.
- [20] Koul, H. L. and Ni, P. P. (2004). Minimum distance regression model checking. *Journal of Statistical Planning and Inference*, **119**, 109-141.
- [21] Lavergne, P. and Patilea, V. (2008). Breaking the curse of dimensionality in non parametric testing. *Journal of Econometrics*, **143**, 103-122.
- [22] Lavergne, P. and Patilea, V. (2012). One for all and all for one: regression checks with many regressors. *Journal of Business & Economic Statistics*, **30**, 41-52.

- [23] Li, K. C. (1991). Sliced inverse regression for dimension reduction, *Journal of the American Statistical Association*, **86**, 316-327.
- [24] Li, K. C. (1992). On principal Hessian directions for data visualization and dimension reduction: Another application of Stein lemma. *Journal of the American Statistical Association*, **87**, 1025-1039.
- [25] Li, B. and Wang, S. (2007). On directional regression for dimension reduction. *Journal of the American Statistical Association*, **102**, 997-1008.
- [26] Mammen, E. (1993). Bootstrap and wild bootstrap for high dimensional linear models. *The Annals of Statistics*, **21**, 255-285.
- [27] Portnoy S. (1984). Asymptotic behavior of M-estimators of p regression parameters when p^2/n is large. I. Consistency. *The Annals of Statistics*, **12**, 1298-1309.
- [28] Portnoy, S. (1985). Asymptotic behavior of M estimators of p regression parameters when p^2/n is large; II. Normal approximation. *The Annals of Statistics*, **13**, 1403-1417.
- [29] Samorodnitsky, G. and Taqqu, M. (1994). Stable non-Gaussian random processes. Chapman and Hall, New York.
- [30] Shi, C. C., Song, R., Chen, Z. and Li, R. Z. (2019). Linear hypothesis testing for high dimensional generalized linear models. *The Annals of Statistics*, To appear
- [31] Stute, W. (1997). Nonparametric model checks for regression. *The Annals of Statistics*. **25**, 613-641.
- [32] Stute, W., Gonzales-Manteiga, W. and Presedo-Quindimil, M. (1998). Bootstrap approximation in model checks for regression. *Journal of the American Statistical Association*. **93**, 141-149.
- [33] Stute, W., Thies, S. and Zhu, L. X. (1998). Model checks for regression: An innovation process approach. *The Annals of Statistics*. **26**, 1916-1934.
- [34] Stute, W., Xu, W. L. and Zhu, L. X. (2008). Model diagnosis for parametric regression in high dimensional spaces. *Biometrika*. **95**. 1-17.
- [35] Stute, W. and Zhu, L. X. (2002). Model checks for generalized linear models. *Scandinavian Journal of Statistics*. **29**, 535-545.
- [36] Tan, F. L. and Zhu, L. X. (2019a). Adaptive-to-model checking for regressions with diverging number of predictors. *The Annals of Statistics*. **47**, 1960-1964.
- [37] Tan, F. L. and Zhu, L. X. (2019b). Supplement to “Adaptive-to-model checking for regressions with diverging number of predictors.” DOI:10.1214/18-AOS1735SUPP.
- [38] van Keilegom, I., González-Manteiga, W. and Sánchez Sellero, C. (2008). Goodness-of-fit tests in parametric regression based on the estimation of the error distribution. *TEST*, **17**, 401-415.

- [39] White, H. (1981). Consequences and detection of misspecified nonlinear regression models. *Journal of the American Statistical Association*, **76**, 419-433.
- [40] Xia, Y. C., Tong, H., Li, W. K. and Zhu, L. X. (2002). An adaptive estimation of dimension reduction space (with discussion). *Journal of the Royal Statistical Society: Series B*, **64**, 363-410.
- [41] Zhang, C. H. and Huang, J. (2008). The sparsity and bias of the Lasso selection in high-dimensional linear regression. *The Annals of Statistics*, **36**, 1567-1594.
- [42] Zheng, J. X. (1996). A consistent test of functional form via nonparametric estimation techniques. *Journal of Econometrics*, **75**, 263-289.
- [43] Zhu, L. X. (2003). Model checking of dimension-reduction type for regression. *Statistica Sinica*, **13**, 283-296.
- [44] Zhu, L. X., Miao, B. Q. and Peng, H. (2006). On Sliced Inverse Regression with High Dimensional Covariates. *Journal of the American Statistical Association*, **101**, 630-643.
- [45] Zhu, L. P., Zhu, L. X. , Ferré, L. and Wang, T. (2010a). Sufficient dimension reduction through discretization-expectation estimation. *Biometrika*, **97**, 295-304.
- [46] Zhu, L. P., Zhu, L. X. and Feng, Z. H. (2010b). Dimension reduction in regressions through cumulative slicing estimation. *Journal of the American Statistical Association* , **105**, 1455-1466.
- [47] Zhu, X. H., Guo, X., and Zhu, L. X. (2017). An adaptive-to-model test for partially parametric single-index models. *Statistics and Computing*, **27(5)**, 1193-1204.
- [48] Zou, H. and Zhang, H. H. (2009). On the adaptive elastic-net with a diverging number of parameters. *The Annals of Statistics*, **37**, 1733-1751.

Table 1: Empirical sizes and powers of the tests for H_{11} in Study 1.

	a	n=100 p=2	n=100 p=4	n=100 p=6	n=100 p=8	n=200 p=12	n=400 p=17	n=600 p=20
$AICM_n, \Sigma_1$	0.00	0.0530	0.0510	0.0540	0.0580	0.0540	0.0410	0.0560
	0.25	0.3660	0.3440	0.3560	0.3670	0.6260	0.8710	0.9770
ACM_n, Σ_1	0.00	0.0600	0.0440	0.0505	0.0440	0.0495	0.0570	0.0510
	0.25	0.2985	0.2645	0.2675	0.2720	0.4960	0.8125	0.9335
$PCVM_n, \Sigma_1$	0.00	0.0540	0.0470	0.0620	0.0660	0.0530	0.0540	0.0650
	0.25	0.3170	0.3020	0.2910	0.3080	0.5140	0.8330	0.9350
T_n^{SZ}, Σ_1	0.00	0.0500	0.0435	0.0550	0.0475	0.0450	0.0450	0.0450
	0.25	0.2700	0.2880	0.2760	0.2665	0.4945	0.7970	0.9315
ICM_n, Σ_1	0.00	0.0610	0.0460	0.0200	0.0020	0.0000	0.0000	0.0000
	0.25	0.3220	0.2540	0.1500	0.0200	0.0000	0.0000	0.0000
T_n^{GWZ}, Σ_1	0.00	0.0505	0.0565	0.0505	0.0345	0.0580	0.0490	0.0605
	0.25	0.2800	0.2650	0.2515	0.2550	0.4435	0.7570	0.9100
T_n^{ZH}, Σ_1	0.00	0.0395	0.0370	0.0320	0.0305	0.0210	0.0250	0.0285
	0.25	0.1920	0.0855	0.0685	0.0490	0.0370	0.0225	0.0255
$AICM_n, \Sigma_2$	0.00	0.0530	0.0530	0.0460	0.0650	0.0510	0.0460	0.0550
	0.25	0.2950	0.2490	0.2400	0.2250	0.4310	0.6900	0.8570
ACM_n, Σ_2	0.00	0.0445	0.0395	0.0475	0.0455	0.0500	0.0520	0.0520
	0.25	0.2280	0.1805	0.1745	0.1800	0.2730	0.4935	0.6600
$PCVM_n, \Sigma_2$	0.00	0.0460	0.0600	0.0600	0.0740	0.0630	0.0510	0.0600
	0.25	0.2820	0.2090	0.2030	0.2070	0.2910	0.4940	0.6670
T_n^{SZ}, Σ_2	0.00	0.0545	0.0405	0.0425	0.0535	0.0555	0.0450	0.0505
	0.25	0.2350	0.2015	0.1805	0.1545	0.2965	0.4905	0.6780
ICM_n, Σ_2	0.00	0.0490	0.0500	0.0300	0.0030	0.0000	0.0000	0.0000
	0.25	0.2740	0.2130	0.1370	0.0360	0.0000	0.0000	0.0000
T_n^{GWZ}, Σ_2	0.00	0.0540	0.0595	0.0555	0.0490	0.0525	0.0500	0.0530
	0.25	0.2315	0.1755	0.1680	0.1690	0.2675	0.5045	0.6585
T_n^{ZH}, Σ_2	0.00	0.0385	0.0360	0.0300	0.0280	0.0305	0.0301	0.0245
	0.25	0.1850	0.0845	0.0560	0.0460	0.0525	0.0390	0.0375

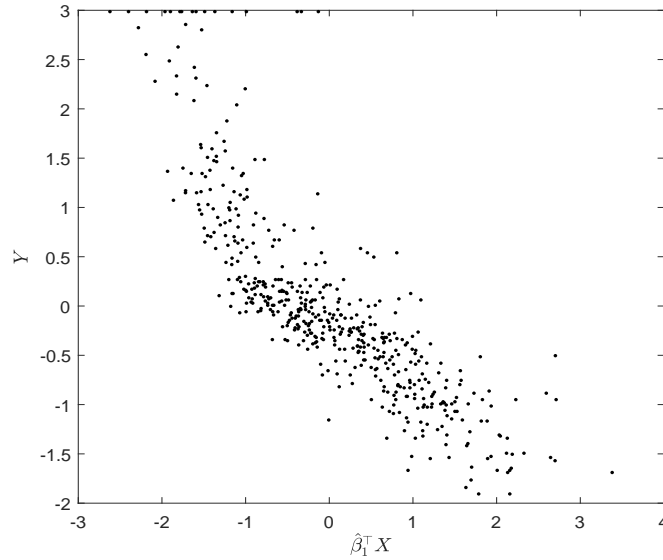


Figure 1: Scatter plot of Y versus the projected covariate $\hat{\beta}_1^\top X$ in which the direction $\hat{\beta}_1$ is obtained by CSE.

Table 2: Empirical sizes and powers of the tests for H_{12} in Study 1.

	a	n=100 p=2	n=100 p=4	n=100 p=6	n=100 p=8	n=200 p=12	n=400 p=17	n=600 p=20
$AICM_n, \Sigma_1$	0.00	0.0410	0.0540	0.0550	0.0530	0.0630	0.0550	0.0510
	0.50	0.6570	0.6140	0.6000	0.5830	0.8970	0.9990	1.0000
ACM_n, Σ_1	0.00	0.0540	0.0510	0.0525	0.0435	0.0595	0.0495	0.0480
	0.50	0.1700	0.1850	0.1780	0.1465	0.3045	0.7255	0.9580
$PCvM_n, \Sigma_1$	0.00	0.0580	0.0590	0.0600	0.0790	0.0470	0.0500	0.0790
	0.50	0.1730	0.1690	0.1460	0.1650	0.2330	0.3860	0.5060
T_n^{SZ}, Σ_1	0.00	0.0465	0.0570	0.0470	0.0575	0.0475	0.0470	0.0545
	0.50	0.1765	0.1635	0.1925	0.1455	0.3390	0.7415	0.9585
ICM_n, Σ_1	0.00	0.0540	0.0470	0.0300	0.0010	0.0000	0.0000	0.0000
	0.50	0.4270	0.3380	0.1690	0.0250	0.0000	0.0000	0.0000
T_n^{GWZ}, Σ_1	0.00	0.0495	0.0510	0.0505	0.0410	0.0440	0.0455	0.0400
	0.50	0.7335	0.6930	0.6420	0.5645	0.9090	0.9965	1.0000
T_n^{ZH}, Σ_1	0.00	0.0340	0.0430	0.0350	0.0385	0.0325	0.0200	0.0195
	0.50	0.5220	0.2310	0.1180	0.0715	0.0570	0.0420	0.0330
$AICM_n, \Sigma_2$	0.00	0.0540	0.0530	0.0510	0.0560	0.0620	0.0690	0.0510
	0.50	0.6050	0.5260	0.5030	0.4330	0.8000	0.9960	1.0000
ACM_n, Σ_2	0.00	0.0435	0.0530	0.0550	0.0520	0.0510	0.0490	0.0465
	0.50	0.0860	0.0670	0.0515	0.0500	0.0815	0.1085	0.1545
$PCvM_n, \Sigma_2$	0.00	0.0350	0.0410	0.0600	0.0560	0.0650	0.0480	0.0650
	0.50	0.1050	0.0590	0.0530	0.0700	0.0520	0.0610	0.0510
T_n^{SZ}, Σ_2	0.00	0.0455	0.0420	0.0455	0.0435	0.0550	0.0465	0.0435
	0.50	0.1035	0.0690	0.0615	0.0600	0.0635	0.1275	0.1770
ICM_n, Σ_2	0.00	0.0590	0.0440	0.0350	0.0090	0.0000	0.0000	0.0000
	0.50	0.3430	0.2440	0.1250	0.0200	0.0000	0.0000	0.0000
T_n^{GWZ}, Σ_2	0.00	0.0530	0.0520	0.0515	0.0425	0.0485	0.0655	0.0475
	0.50	0.6800	0.5910	0.5315	0.4785	0.8360	0.9980	1.0000
T_n^{ZH}, Σ_2	0.00	0.0390	0.0350	0.0345	0.0320	0.0300	0.0280	0.0360
	0.50	0.5550	0.2440	0.1200	0.0795	0.0640	0.0575	0.0495

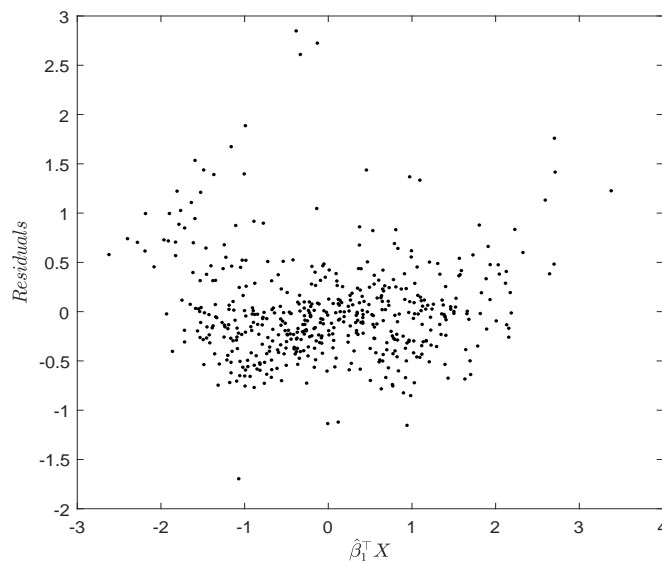


Figure 2: Scatter plot of Residuals from the linear model for (Y, X) versus the projected covariate $\hat{\beta}_1$ in which the direction $\hat{\beta}_1^T X$ is obtained by CSE.

Table 3: Empirical sizes and powers of the tests for H_{13} in Study 1.

	a	n=100 p=2	n=100 p=4	n=100 p=6	n=100 p=8	n=200 p=12	n=400 p=17	n=600 p=20
$AICM_n, \Sigma_1$	0.00	0.0550	0.0510	0.0760	0.0510	0.0500	0.0500	0.0650
	0.25	0.5560	0.5640	0.5530	0.5620	0.8530	0.9920	1.0000
ACM_n, Σ_1	0.00	0.0485	0.0485	0.0560	0.0480	0.0555	0.0440	0.0495
	0.25	0.6275	0.6030	0.6215	0.5830	0.8965	0.9955	1.0000
$PCvM_n, \Sigma_1$	0.00	0.0430	0.0590	0.0540	0.0800	0.0570	0.0650	0.0600
	0.25	0.6040	0.5960	0.6200	0.6090	0.9020	0.9960	1.0000
T_n^{SZ}, Σ_1	0.00	0.0555	0.0450	0.0455	0.0490	0.0525	0.0590	0.0495
	0.25	0.6335	0.6050	0.6010	0.5820	0.8885	0.9960	1.0000
ICM_n, Σ_1	0.00	0.0690	0.0540	0.0260	0.0020	0.0000	0.0000	0.0000
	0.25	0.4410	0.3500	0.1600	0.0120	0.0000	0.0000	0.0000
T_n^{GWZ}, Σ_1	0.00	0.0510	0.0455	0.0495	0.0545	0.0550	0.0510	0.0550
	0.25	0.3920	0.3990	0.4035	0.3735	0.6900	0.9500	0.9960
T_n^{ZH}, Σ_1	0.00	0.0440	0.0300	0.0390	0.0245	0.0290	0.0235	0.0180
	0.25	0.2240	0.1150	0.0660	0.0525	0.0405	0.0270	0.0255
$AICM_n, \Sigma_2$	0.00	0.0520	0.0430	0.0590	0.0700	0.0570	0.0490	0.0500
	0.25	0.4810	0.8200	0.9160	0.9560	1.0000	1.0000	1.0000
ACM_n, Σ_2	0.00	0.0505	0.0485	0.0465	0.0455	0.0520	0.0520	0.0520
	0.25	0.6275	0.8845	0.9530	0.9755	1.0000	1.0000	1.0000
$PCvM_n, \Sigma_2$	0.00	0.0480	0.0540	0.0650	0.0670	0.0600	0.0500	0.0570
	0.25	0.5810	0.8720	0.9610	0.9800	1.0000	1.0000	1.0000
T_n^{SZ}, Σ_2	0.00	0.0490	0.0420	0.0555	0.0550	0.0480	0.0485	0.0495
	0.25	0.6185	0.8775	0.9565	0.9775	1.0000	1.0000	1.0000
ICM_n, Σ_2	0.00	0.0540	0.0410	0.0340	0.0030	0.0000	0.0000	0.0000
	0.25	0.4510	0.6930	0.6140	0.2630	0.0030	0.0000	0.0000
T_n^{GWZ}, Σ_2	0.00	0.0470	0.0440	0.0515	0.0460	0.0505	0.0555	0.0480
	0.25	0.3405	0.6680	0.7875	0.8430	0.9980	1.0000	1.0000
T_n^{ZH}, Σ_2	0.00	0.0455	0.0340	0.0310	0.0355	0.0330	0.0365	0.0365
	0.25	0.2540	0.2990	0.2670	0.1755	0.1965	0.1745	0.1645

Table 4: Empirical sizes and powers of the tests for H_{14} in Study 1.

	a	n=100 p=2	n=100 p=4	n=100 p=6	n=100 p=8	n=200 p=12	n=400 p=17	n=600 p=20
$AICM_n, \Sigma_1$	0.0	0.0550	0.0540	0.0530	0.0640	0.0520	0.0540	0.0500
	0.1	0.3150	0.3180	0.3090	0.3360	0.5920	0.8630	0.9670
ACM_n, Σ_1	0.0	0.0525	0.0560	0.0475	0.0505	0.0470	0.0475	0.0575
	0.1	0.3480	0.3320	0.3340	0.3490	0.5900	0.8975	0.9685
$PCvM_n, \Sigma_1$	0.0	0.0440	0.0570	0.0460	0.0470	0.0590	0.0560	0.0530
	0.1	0.3470	0.3570	0.3620	0.3600	0.6510	0.9010	0.9780
T_n^{SZ}, Σ_1	0.0	0.0510	0.0530	0.0385	0.0515	0.0530	0.0510	0.0530
	0.1	0.3345	0.3440	0.3265	0.3325	0.5830	0.8860	0.9765
ICM_n, Σ_1	0.0	0.0520	0.0460	0.0210	0.0000	0.0000	0.0000	0.0000
	0.1	0.2580	0.1980	0.1060	0.0170	0.0000	0.0000	0.0000
T_n^{GWZ}, Σ_1	0.0	0.0520	0.0460	0.0480	0.0465	0.0505	0.0560	0.0515
	0.1	0.2245	0.1930	0.1965	0.1955	0.3720	0.6610	0.8395
T_n^{ZH}, Σ_1	0.0	0.0410	0.0375	0.0320	0.0280	0.0225	0.0170	0.0200
	0.1	0.1065	0.0645	0.0465	0.0335	0.0285	0.0290	0.0175
$AICM_n, \Sigma_2$	0.0	0.0530	0.0530	0.0510	0.0520	0.0530	0.0630	0.0460
	0.1	0.2870	0.3870	0.4540	0.5370	0.8500	0.9670	0.9710
ACM_n, Σ_2	0.0	0.0435	0.0395	0.0545	0.0435	0.0435	0.0520	0.0490
	0.1	0.3645	0.4830	0.5930	0.6505	0.9690	0.9995	1.0000
$PCvM_n, \Sigma_2$	0.0	0.0450	0.0570	0.0560	0.0570	0.0560	0.0710	0.0620
	0.1	0.3520	0.4780	0.6080	0.6690	0.9640	1.0000	1.0000
T_n^{SZ}, Σ_2	0.0	0.0510	0.0550	0.0400	0.0480	0.0465	0.0480	0.0470
	0.1	0.3655	0.5165	0.5935	0.6675	0.9615	0.9995	1.0000
ICM_n, Σ_2	0.0	0.0630	0.0460	0.0390	0.0050	0.0000	0.0000	0.0000
	0.1	0.2520	0.2720	0.1800	0.0660	0.0001	0.0000	0.0000
T_n^{GWZ}, Σ_2	0.0	0.0435	0.0505	0.0455	0.0435	0.0515	0.0455	0.0590
	0.1	0.1950	0.2265	0.3230	0.3225	0.7000	0.9765	0.9985
T_n^{ZH}, Σ_2	0.0	0.0295	0.0315	0.0335	0.0310	0.0320	0.0270	0.0320
	0.1	0.1240	0.0990	0.0990	0.0945	0.1080	0.0900	0.0885

Table 5: Empirical sizes and powers of the tests $AICM_n, PCvM_n, ICM_n$, and T_n^{ZH} for H_{21} in Study 2.

	a	n=100 p=2	n=100 p=4	n=100 p=6	n=100 p=8	n=200 p=12	n=400 p=17	n=600 p=20
$AICM_n, \Sigma_1$	0.0	0.0610	0.0690	0.0720	0.0650	0.0640	0.0580	0.0650
	0.5	0.5040	0.4130	0.3230	0.2850	0.6390	0.9780	1.0000
$PCvM_n, \Sigma_1$	0.0	0.0540	0.0550	0.0650	0.0680	0.0750	0.0680	0.0760
	0.5	0.4540	0.3910	0.3270	0.2390	0.5030	0.8620	0.9820
ICM_n, Σ_1	0.0	0.0470	0.0610	0.0280	0.0170	0.0000	0.0000	0.0000
	0.5	0.4270	0.2920	0.1460	0.0460	0.0000	0.0000	0.0000
T_n^{ZH}, Σ_1	0.0	0.0280	0.0255	0.0250	0.0215	0.0220	0.0270	0.0170
	0.5	0.3285	0.1210	0.0615	0.0405	0.0335	0.0325	0.0345
$AICM_n, \Sigma_2$	0.0	0.0610	0.0670	0.0540	0.0820	0.0850	0.0670	0.0560
	0.5	0.4950	0.8120	0.8820	0.9020	1.0000	1.0000	1.0000
$PCvM_n, \Sigma_2$	0.0	0.0470	0.0700	0.0630	0.0740	0.0790	0.0670	0.0600
	0.5	0.4780	0.7130	0.7570	0.7400	0.9930	1.0000	0.9990
ICM_n, Σ_2	0.0	0.0510	0.0700	0.0450	0.0250	0.0000	0.0000	0.0000
	0.5	0.4690	0.7310	0.7520	0.5070	0.2870	0.0050	0.0050
T_n^{ZH}, Σ_2	0.0	0.0340	0.0265	0.0210	0.0315	0.0320	0.0240	0.0355
	0.5	0.3465	0.4445	0.3470	0.2405	0.3135	0.2835	0.2760

Table 6: Empirical sizes and powers of the tests $AICM_n, PCvM_n, ICM_n$, and T_n^{ZH} for H_{22} in Study 2.

	a	n=100 p=2	n=100 p=4	n=100 p=6	n=100 p=8	n=200 p=12	n=400 p=17	n=600 p=20
$AICM_n, \Sigma_1$	0.0	0.0580	0.0570	0.0700	0.0700	0.0790	0.0560	0.0720
	0.5	0.5670	0.5160	0.4890	0.4030	0.7780	0.9880	1.0000
$PCvM_n, \Sigma_1$	0.0	0.0640	0.0680	0.0660	0.0880	0.0770	0.0610	0.0500
	0.5	0.3840	0.3600	0.3440	0.3080	0.5420	0.8100	0.9110
ICM_n, Σ_1	0.0	0.0530	0.0530	0.0360	0.0170	0.0000	0.0000	0.0000
	0.5	0.5290	0.4550	0.3210	0.0880	0.0000	0.0000	0.0000
T_n^{ZH}, Σ_1	0.0	0.0315	0.0350	0.0240	0.0230	0.0230	0.0240	0.0220
	0.5	0.4905	0.1815	0.0910	0.0565	0.0500	0.0525	0.0335
$AICM_n, \Sigma_2$	0.0	0.0570	0.0520	0.0760	0.0850	0.0690	0.0680	0.0670
	0.5	0.5840	0.4380	0.3750	0.3810	0.7010	0.9700	1.0000
$PCvM_n, \Sigma_2$	0.0	0.0690	0.0590	0.0780	0.0830	0.0680	0.0610	0.0550
	0.5	0.3870	0.1630	0.1030	0.0930	0.0740	0.0730	0.0530
ICM_n, Σ_2	0.0	0.0640	0.0700	0.0450	0.0210	0.0000	0.0000	0.0000
	0.5	0.5470	0.3390	0.1720	0.0840	0.0010	0.0000	0.0000
T_n^{ZH}, Σ_2	0.0	0.0305	0.0265	0.0270	0.0230	0.0190	0.0295	0.0275
	0.5	0.5160	0.2200	0.0950	0.0625	0.0545	0.0550	0.0430

Table 7: Empirical sizes and powers of the tests $AICM_n, PCvM_n, ICM_n$, and T_n^{ZH} for H_{23} in Study 2.

	a	n=100 p=2	n=100 p=4	n=100 p=6	n=100 p=8	n=200 p=12	n=400 p=17	n=600 p=20
$AICM_n, \Sigma_1$	0.00	0.0590	0.0710	0.0610	0.0790	0.0740	0.0700	0.0610
	0.75	0.2270	0.2620	0.2660	0.3060	0.5250	0.8390	0.9680
$PCvM_n, \Sigma_1$	0.00	0.0480	0.0630	0.0610	0.0690	0.0730	0.0600	0.0630
	0.75	0.1020	0.1530	0.1670	0.2170	0.2820	0.3320	0.3730
ICM_n, Σ_1	0.00	0.0520	0.0670	0.0400	0.0090	0.0000	0.0000	0.0000
	0.75	0.1990	0.1620	0.0840	0.0230	0.0000	0.0000	0.0000
T_n^{ZH}, Σ_1	0.00	0.0320	0.0280	0.0230	0.0270	0.0270	0.0225	0.0225
	0.75	0.1940	0.0705	0.0525	0.0380	0.0365	0.0375	0.0280
$AICM_n, \Sigma_2$	0.00	0.0390	0.0740	0.0730	0.0760	0.0750	0.0690	0.0600
	0.75	0.4440	0.7200	0.8100	0.7720	0.9940	0.9970	1.0000
$PCvM_n, \Sigma_2$	0.00	0.0480	0.0700	0.0610	0.0680	0.0780	0.0580	0.0570
	0.75	0.2330	0.2160	0.1750	0.1330	0.1270	0.1510	0.1440
ICM_n, Σ_2	0.00	0.0580	0.0650	0.0540	0.0220	0.0000	0.0000	0.0000
	0.75	0.3760	0.6500	0.6020	0.3500	0.0690	0.0010	0.0000
T_n^{ZH}, Σ_2	0.00	0.0300	0.0240	0.0315	0.0240	0.0245	0.0325	0.0330
	0.75	0.3860	0.3795	0.2925	0.1950	0.2220	0.1970	0.2050

Table 8: Empirical sizes and powers of the tests for H_{31} in Study 3.

	a	n=50 p=5	n=100 p=10	n=200 p=20	n=500 p=50	n=1000 p=100
$AICM_n, \Sigma_1$	0.0	0.0620	0.0570	0.0640	0.0710	0.0810
	0.1	0.1630	0.2500	0.4480	0.8580	0.9940
ACM_n, Σ_1	0.0	0.0395	0.0475	0.0465	0.0580	0.0575
	0.1	0.2015	0.3615	0.6380	0.9550	1.0000
$PCvM_n, \Sigma_1$	0.0	0.0510	0.0710	0.0710	0.0750	0.0810
	0.1	0.1970	0.3620	0.6520	0.9420	1.0000
T_n^{SZ}, Σ_1	0.0	0.0500	0.0560	0.0555	0.0560	0.0420
	0.1	0.1975	0.3560	0.6425	0.9615	0.9990
ICM_n, Σ_1	0.0	0.0200	0.0000	0.0000	0.0050	0.9940
	0.1	0.0810	0.0010	0.0000	0.0090	0.9720
T_n^{GWZ}, Σ_1	0.0	0.0450	0.0535	0.0445	0.0660	0.0850
	0.1	0.2315	0.5400	0.9075	1.0000	0.9100
T_n^{ZH}, Σ_1	0.0	0.0295	0.0240	0.0145	0.0275	0.0000
	0.1	0.0400	0.0340	0.0170	0.0210	0.0000
$AICM_n, \Sigma_2$	0.0	0.0640	0.0680	0.0750	0.0790	0.1070
	0.1	0.2350	0.5820	0.8490	0.9350	0.9590
ACM_n, Σ_2	0.0	0.0500	0.0485	0.0455	0.0470	0.0550
	0.1	0.4535	0.8795	0.9965	1.0000	1.0000
$PCvM_n, \Sigma_2$	0.0	0.0600	0.0520	0.0590	0.0650	0.0610
	0.1	0.4210	0.8180	0.9870	0.9990	1.0000
T_n^{SZ}, Σ_2	0.0	0.0595	0.0440	0.0520	0.0490	0.0550
	0.1	0.4900	0.9110	0.9985	1.0000	1.0000
ICM_n, Σ_2	0.0	0.0370	0.0000	0.0000	0.0040	0.9890
	0.1	0.1450	0.0020	0.0000	0.0000	0.0030
T_n^{GWZ}, Σ_2	0.0	0.0475	0.0540	0.0515	0.0630	0.0925
	0.1	0.2360	0.5315	0.9055	1.0000	1.0000
T_n^{ZH}, Σ_2	0.0	0.0275	0.0295	0.0240	0.3200	0.0000
	0.1	0.1210	0.0990	0.0540	0.3170	0.0000

Table 9: Empirical sizes and powers of the tests for H_{32} in Study 3.

	a	n=50 p=5	n=100 p=10	n=200 p=20	n=500 p=50	n=1000 p=100
$AICM_n, \Sigma_1$	0.0	0.0870	0.0780	0.1000	0.1390	0.1700
	0.5	0.8000	0.9690	0.9960	1.0000	1.0000
$PCvM_n, \Sigma_1$	0.0	0.0900	0.0760	0.1060	0.1250	0.1650
	0.5	0.8080	0.9680	0.9950	0.9990	1.0000
ICM_n, Σ_1	0.0	0.0410	0.0050	0.1410	0.9970	0.9970
	0.5	0.5620	0.1680	0.1610	0.8410	0.8900
T_n^{ZH}, Σ_1	0.0	0.0170	0.0180	0.0105	0.0240	0.0000
	0.5	0.1945	0.0915	0.0250	0.0270	0.0000
$AICM_n, \Sigma_2$	0.0	0.0750	0.0960	0.1070	0.1060	0.1270
	0.5	0.7480	0.7440	0.7910	0.8020	0.8640
$PCvM_n, \Sigma_2$	0.0	0.0930	0.0830	0.0770	0.0670	0.0840
	0.5	0.7030	0.8010	0.7880	0.7800	0.8450
ICM_n, Σ_2	0.0	0.0660	0.0130	0.0540	0.8940	0.8970
	0.5	0.6310	0.1200	0.0000	0.0000	0.0030
T_n^{ZH}, Σ_2	0.0	0.0175	0.0255	0.0205	0.3145	0.0000
	0.5	0.6790	0.6085	0.1700	0.3585	0.0000

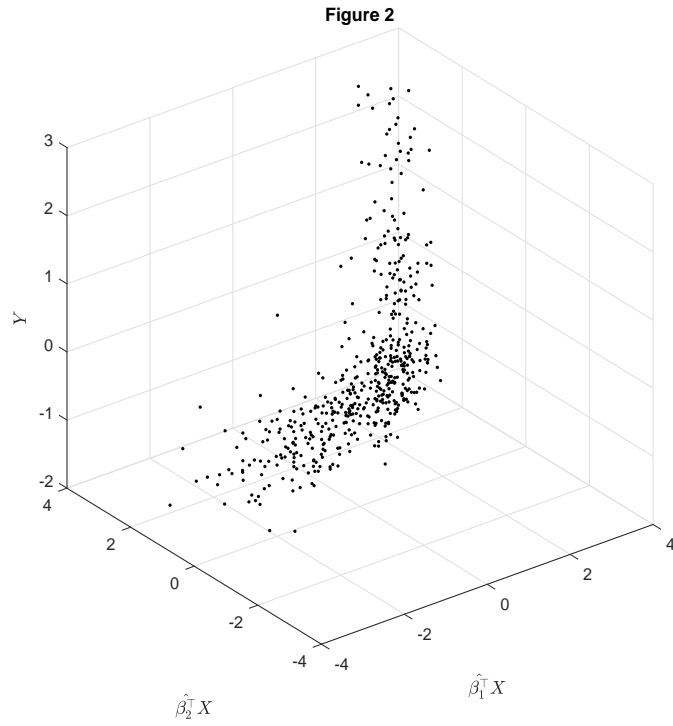


Figure 3: Scatter plot of Y versus the projected predictors $(\hat{\beta}_1^\top X, \hat{\beta}_2^\top X)$ in which the directions $(\hat{\beta}_1, \hat{\beta}_2)$ are obtained by CSE.

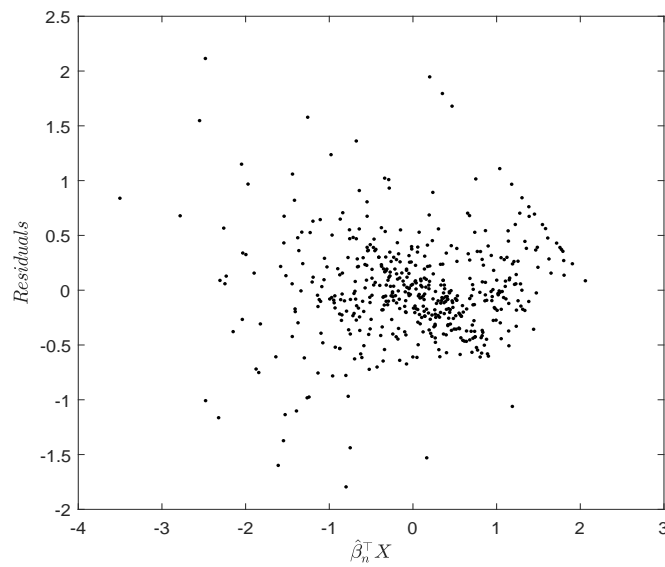


Figure 4: Scatter plot of Residuals from model (5.1) versus the fitted values $\hat{\beta}_n^\top X$.

Integrated conditional moment test and beyond: when the number of covariates is divergent *

Falong Tan¹ and Lixing Zhu²

¹ *College of Finance and Statistics, Hunan University, Changsha, China*

² *Department of Mathematics, Hong Kong Baptist University, Hong Kong*

Abstract

The classic integrated conditional moment test is a promising method for testing regression model misspecification. However, it severely suffers from the curse of dimensionality. To extend it to handle the testing problem for parametric multi-index models with diverging number of covariates, we investigate three issues in inference in this paper. First, we study the consistency and asymptotically linear representation of the least squares estimator of the parameter matrix at faster rates of divergence than those in the literature for nonlinear models. Second, we propose, via sufficient dimension reduction techniques, an adaptive-to-model version of the integrated conditional moment test. We study the asymptotic properties of the new test under both the null and alternative hypothesis to examine its ability of significance level maintenance and its sensitivity to the global and local alternatives that are distinct from the null at the fastest possible rate in hypothesis testing. Third, we derive the consistency of the bootstrap approximation for the new test in the diverging dimension setting. The numerical studies show that the new test can very much enhance the performance of the original ICM test in high-dimensional scenarios. We also apply the test to a real data set for illustrations.

Key words: Adaptive-to-model test, dimension reduction, integrated conditional moment test, least squares estimation, model checking, projection-based technique.

*Lixing Zhu is a Chair professor of Department of Mathematics at Hong Kong Baptist University, Hong Kong, China. He was supported by a grant from the University Grants Council of Hong Kong, Hong Kong, China.

1 Introduction

To test for model misspecification in regression analysis, integrated conditional moment (ICM) test (Bierens 1982; Bierens and Ploberger 1997) is a classic approach that attracts, when the dimension p of the covariate vector is fixed, many follow-up studies and develops many variants in the literature. The research described in this paper is motivated by extending it to handle the goodness-of-fit testing for parametric multiple-index regression models when the dimension p of the covariate vector is large regarding it as a diverging number as the sample size n goes to infinity. As the classic ICM test suffers severely from the curse of dimensionality that will be described below, we then try to solve three problems in inference. First, we will study at which rate of divergence of p , the asymptotically linear presentation of the least squares estimation of the parameters in the regression model can hold. Second, we develop an adaptive-to-model version of the ICM test such that it can greatly avoid the curse of dimensionality. Third, as the limiting null distribution is in general intractable, we investigate the consistency of bootstrap approximation in this diverging setting. As everything in this paper relies on the sample size n , we stress n in the notations.

We begin with describing the model checking problem in detail. Consider a parametric multiple-index model

$$Y = g(\beta_0^\top X, \vartheta_0) + \varepsilon \tag{1.1}$$

where Y represents the real-valued response variable with the p -dimensional explanatory variable X , g is a given smooth function, $\vartheta_0 \in \mathbb{R}^l$ and $\beta_0 = (\beta_{10}, \dots, \beta_{d0}) \in \mathbb{R}^{p \times d}$ is the unknown matrix of regression parameters, $\varepsilon = Y - E(Y|X)$ is the unpredictable part of Y given X , and the notation \top denotes the transpose. Without loss of generality, we assume that $\beta_{10}, \dots, \beta_{d0}$ are orthogonal.

When the dimension p of covariates is fixed, there are a number of proposals in the literature for testing the parametric regression models consistently which can also be applied to test the null hypothesis of model (1.1). We just list a few such as Härdle and Mammen (1993), Zheng (1996), Dette (1999), Fan and Huang (2001), Horowitz and Spokoiny (2001), Koul and Ni (2004) and van Keilegom et al. (2008) by using nonparametric estimation methods. They are called local smoothing tests. Some of tests in this class have tractable limiting null distributions, but the use of nonparametric regression estimations usually cause them to suffer severely from the curse of dimensionality in high-dimensional cases. Guo et al. (2016) gave some detailed comments on this issue. The empirical process-based tests are constructed in terms of converting conditional expectations $E(\varepsilon|X) = 0$ to infinite and parametric unconditional orthogonality restrictions,

that is

$$E(\varepsilon|X) = 0 \quad \Leftrightarrow \quad E[\varepsilon w(X, t)] = 0 \quad \forall t \in \Gamma, \quad (1.2)$$

where Γ is some proper space. There exist several parametric families $w(X, t)$ such that the equivalence (1.2) holds; see Bierens and Ploberger (1997) and Escanciano (2006b) for more details on the primitive conditions of $w(\cdot, t)$ to satisfy this equivalence. The indicator function $w(X, t) = I(X \leq t)$ is commonly used as a weight function in the literature; see, e.g., Stute (1997), Stute, González Manteiga and Presedo Quindimil (1998), Stute, Thies and Zhu (1998), Zhu (2003), Khmadladze and Koul (2004), Stute, Xu and Zhu (2008), among many others. Bierens (1982) used the characteristic function $w(X, t) = \exp(it^\top X)$ as the weight function and constructed an integrated conditional moment (ICM) test, where $i = \sqrt{-1}$ denotes the imaginary unit. The test statistic is given by

$$ICM_n = \int_{\Gamma} \left| \frac{1}{\sqrt{n}} \sum_{j=1}^n \hat{\eta}_j \exp(it^\top \Phi(X_j)) \right|^2 d\mu(t), \quad (1.3)$$

where $\hat{\eta}_j$ is the residual, Γ is a compact subset in \mathbb{R}^p with non-empty interior, $\Phi(\cdot)$ is a bounded smoothing function, and μ is a probability measure on Γ . Note that ICM_n integrates over a compact subset $\Gamma \subset \mathbb{R}^p$. It is well known that high-dimensional numerical integrations are extremely difficult to handle in practice. When p is large, the computation of the integral in (1.3) or its approximation becomes difficult, time consuming and expensive. Escanciano (2006a) suggested to choose the standard normal measure in (1.3) and the high-dimensional numerical integrations can be avoided. The test statistic ICM_n then becomes

$$ICM_n = \int_{\mathbb{R}^p} \left| \frac{1}{\sqrt{n}} \sum_{j=1}^n \hat{\eta}_j \exp(it^\top X_j) \right|^2 \phi(t) dt = \frac{1}{n} \sum_{j,k=1}^n \hat{\eta}_j \hat{\eta}_k \exp\left(-\frac{1}{2} \|X_j - X_k\|^2\right), \quad (1.4)$$

where $\phi(t)$ is the standard normal density on \mathbb{R}^p . Escanciano (2006a, 2006b) commented that Bierens' test (1982) is less impacted by the dimension p as it is based on one-dimensional projections. Although it does perform well in many cases, we found that Bierens' test (1982) still suffers from the dimensionality problem in some other cases. More specifically, when p is large it has difficulty to maintain the significance level and is less powerful. We give a simple simulation study to show this phenomenon by the following toy example:

$$H_1 : Y = \beta_0^\top X + a \exp(-(\beta_0^\top X)^2) + \varepsilon;$$

where $\beta_0 = (1, \dots, 1)^\top / \sqrt{p}$ and X is $N(0, I_p)$ independent with the standard normal distributed error ε . The significance level is set to be $\alpha = 0.05$. The constant $a = 0$ corresponds to the null and $a \neq 0$ to the alternatives. The empirical sizes and powers of Bierens' test (1982) ICM_n are presented in Figure 1. We can find that not only the empirical powers drop quickly as the

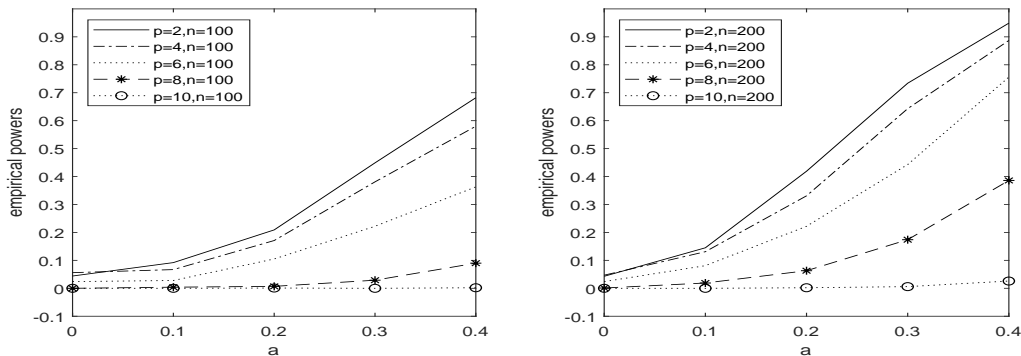


Figure 1: The empirical powers of ICM_n for the model H_1 .

dimension p increases, but also the empirical sizes are almost zero for large p . This means that the ICM_n test does not work even when the dimension is moderate.

To better understand this phenomenon in large dimension scenarios, we take a special case for illustration. Suppose that the components $\{X_{ik} : k = 1, \dots, p\}$ of X_i are independent and identically distributed. Note that $\|X_i - X_j\|^2 = \sum_{k=1}^p (X_{ik} - X_{jk})^2$. If the dimension p tends to infinity, it follows that $(1/p)\|X_i - X_j\|^2$ tends to $2\text{Var}(X_{i1})$. Thus $\exp\{-\|X_i - X_j\|^2/2\}$ tends to 0 with probability 1. This means that the Bierens' test statistic tends to be small under both the null and alternatives for large p .

The purpose of this paper is to extend the Bierens' (1982) ICM test to the diverging dimension setting and simultaneously avoid the curse of dimensionality. As we need the residuals $Y_j - g(\hat{\beta}^\top X_j, \hat{\vartheta})$ to construct the test statistic where $\hat{\beta}$ and $\hat{\vartheta}$ are estimators of β_0 and ϑ_0 respectively, we first study the asymptotic properties of the estimator $(\hat{\beta}, \hat{\vartheta})$ under both the null and alternatives in the divergent dimension cases. This problem has been well investigated for linear regression models, see Huber (1973), Portnoy (1984, 1985) and Zou and Zhang (2009), etc. Nevertheless, for nonlinear models, it has rarely been studied in the literature. Under some wild conditions, Tan and Zhu (2019a) obtained the estimation consistency and the asymptotically linear representation of $(\hat{\beta}, \hat{\vartheta})$ at the rates $p = o(n^{1/4})$ and $p = o(n^{1/5})$ of divergence respectively. In this paper, with the help of some high dimensional empirical processes techniques developed in Tan and Zhu (2019b), we will greatly improve these rates of divergence to $p = o(n^{1/2})$ and $p = o(n^{1/3}/\log n)$ and obtain the uniformly asymptotically linear representation of $(\hat{\beta}, \hat{\vartheta})$. These improvements enhance our ability to handle higher dimension in model checking problems. Under the conditions we design, the rates are the best in the relevant research in the literature to the best of our knowledge. Shi et al. (2019) obtained similar results for generalized linear models with fixed design in the diverging setting. But, as we actually deal with general

nonlinear models with random design here, their approach is significantly different from ours.

To attack the curse of dimensionality, we notice that the main reason that the Bierens' (1982) test statistic ICM_n does not work is that the weight function $\exp(-\|X_j - X_k\|^2/2)$ in (1.4) degenerates to zero at an exponential rate when the dimension p tends to infinity. To avoid this problem, we adopt projection pursuit and sufficient dimension reduction (SDR) techniques to reduce the original dimension p to a much low dimension and then develop an adaptive-to-model version of the classic ICM_n test under the above convergence rates. The asymptotic properties of the proposed test are investigated under both the null and alternative hypothesis when $p = o(n^{1/3}/\log n)$. We also show that the test is consistent against all global alternatives and can detect the local alternatives converging to the null at the parametric rate $1/\sqrt{n}$ in this diverging dimensional scenario. This means that the test is sensitive to the local alternatives at a parametric rate even when the dimension p is divergent. As the limiting null distribution of the proposed test admits a complicated structure, its critical values generally cannot be tabulated in practice. Thus we propose a bootstrap method to approximate the asymptotic null distribution of the test. We also show that the consistency of the bootstrap approximation remains valid when $p = o(n^{1/3}/\log n)$. This extends the results of Stute, González Manteiga and Presedo Quindimil (1998) to the diverging dimension cases.

To implement the adaptive-to-model test construction, we note that model (1.1) under the null admits a dimension reduction structure. Thus to make full use of the model structure under both the null and the alternative hypothesis, consider the following general alternative model

$$Y = G(\mathbf{B}^\top X) + \varepsilon, \tag{1.5}$$

where $E(\varepsilon|X) = 0$, $G(\cdot)$ is an unknown smooth function, and \mathbf{B} is a $p \times q$ orthonormal matrix such that $\mathcal{S}_{E(Y|X)} = \text{span}(\mathbf{B})$. Here $\mathcal{S}_{E(Y|X)}$ is the central mean space of Y with respect to X which will be specified in Section 3. Note that this model is even more general than the nonparametric model $Y = G(X) + \varepsilon$ that is a special case when \mathbf{B} is an $p \times p$ identity matrix with $q = p$.

The rest of this article is organised as follows. In Section 2 we present the asymptotic results of the least squares estimation of the parameters under the null and alternative models. Section 3 describes the basic test construction. Since the sufficient dimension reduction techniques are crucial for the model adaptation property, we give a short review in this section. To alleviate the computational complexity of the test statistic, we also discuss the choice of the weight functions in this section. Section 4 is devoted to present the asymptotic properties of the test under both the null and alternatives. In Section 5, the simulation results are reported and a real data analysis is used as an illustration of application. Appendix contains the technical proofs for the

theoretical results.

2 Parametric estimation

In this section, we consider parameter estimation for the model (1.1), and also study its asymptotic properties in the diverging dimension setting. Recall the null model (1.1)

$$Y = g(\beta_0^\top X, \vartheta_0) + \varepsilon.$$

To estimate the unknown parameters (β_0, ϑ_0) , we here restrict ourselves to the ordinary least squares method. For notational simplicity, define $\theta = [\text{vec}(\beta)^\top, \vartheta^\top]^\top$ where $\text{vec}(\beta) = [\beta_1^\top, \dots, \beta_d^\top]^\top$. Then we rewrite the null hypothesis H_0 in the following parametric regression format:

$$Y = g(\theta_0, X) + \varepsilon \quad \text{for some } \theta_0 \in \mathbb{R}^m,$$

where $m = pd + l$, $E(\varepsilon|X) = 0$ and the number p diverges as the sample size n tends to infinity. Next we consider the ordinary least squares estimator of θ_0 and its asymptotic properties. Let

$$\hat{\theta} = \arg \min_{\theta \in \mathbb{R}^m} \sum_{i=1}^n [Y_i - g(\theta, X_i)]^2. \quad (2.1)$$

To analyse the asymptotic properties of $\hat{\theta}$, set

$$\tilde{\theta}_0 = \arg \min_{\theta \in \mathbb{R}^m} E[Y - g(\theta, X)]^2. \quad (2.2)$$

To obtain the asymptotic properties of $\hat{\theta}$ when the dimension of θ is divergent, we need some regularity conditions. In the following, C always stands for a constant which may be different from place to place.

(A1). Suppose the function $g(\theta, x)$ admits second derivatives in θ . Let

$$\begin{aligned} \psi(\theta, x, y) &= [y - g(\theta, x)]g'(\theta, x) = [y - g(\theta, x)] \frac{\partial g(\theta, x)}{\partial \theta}, \\ \psi_j(\theta, x, y) &= [y - g(\theta, x)]g'_j(\theta, x) = [y - g(\theta, x)] \frac{\partial g(\theta, x)}{\partial \theta_j}. \end{aligned}$$

Assume that (i) $E|\psi_j(\tilde{\theta}_0, X, Y)|^2 < C$ for all $j = 1, \dots, m$; (ii) $|\frac{\partial \psi_j}{\partial \theta_i}(\theta, x, y)| < F(x, y)$ with $E|F(X, Y)|^2 < \infty$ for all $i, j = 1, \dots, m$ and $\theta \in U(\tilde{\theta}_0)$, where $U(\tilde{\theta}_0)$ is some neighborhood of $\tilde{\theta}_0$.

(A2). Let $P\psi_\theta = E[\psi(\theta, X, Y)]$ and $P\psi_{j\theta} = E[\psi_j(\theta, X, Y)]$. Suppose that $P\psi_\theta$ is twice differentiable in the neighborhood $U(\tilde{\theta}_0)$ of $\tilde{\theta}_0$. Set

$$\dot{P}\psi_\theta = \frac{\partial P\psi_\theta}{\partial \theta}, \quad \ddot{P}\psi_\theta = \frac{\partial^2 P\psi_\theta}{\partial \theta^\top \partial \theta}, \quad \text{and} \quad \ddot{P}\psi_{j\theta} = \frac{\partial^2 P\psi_{j\theta}}{\partial \theta^\top \partial \theta}.$$

Define $\Sigma = -\dot{P}\psi_{\tilde{\theta}_0}$. Assume that the matrix Σ is nonsingular and satisfies the following condition

$$0 < \underline{\lambda} \leq \lambda_{\min}(\Sigma) \leq \lambda_{\max}(\Sigma) < \bar{\lambda} < \infty,$$

where $\underline{\lambda}$ and $\bar{\lambda}$ are two constants that do not depend on n and $\lambda_{\min}(\Sigma)$ and $\lambda_{\max}(\Sigma)$ denote the smallest and largest eigenvalue of Σ respectively. Furthermore, let $\lambda_1(\ddot{P}\psi_{j\theta}), \dots, \lambda_m(\ddot{P}\psi_{j\theta})$ be the eigenvalues of the matrix $\ddot{P}\psi_{j\theta}$ and assume

$$\max_{1 \leq i, j \leq m} |\lambda_i(\ddot{P}\psi_{j\theta})| \leq C, \quad \forall \theta \in U(\tilde{\theta}_0)$$

where C is a constant that is free of n .

(A3). The vector $\tilde{\theta}_0$ is the unique minimizer of (2.2). Thus it is easy to see that $\tilde{\theta}_0 = \theta_0$ under the model (1.1).

The regularity conditions (A1) and (A3) are standard for the nonlinear least squares estimation, see, e.g., Jennrich (1969) and White (1981). (A2) is similar to the regularity condition on the information matrix I_n of the likelihood function proposed in Fan and Peng (2004) which facilitated the theoretical derivations. Although we only need the asymptotic property of the parameters for multiple index models in this paper, it also holds for general parametric regression models.

Theorem 2.1. *Suppose the regularity conditions (A1)-(A3) hold. If $p^2/n \rightarrow 0$, then it follows that $\hat{\theta}$ is a norm consistent estimator of $\tilde{\theta}_0$ in the sense that $\|\hat{\theta} - \tilde{\theta}_0\| = O_p(\sqrt{p/n})$ where $\|\cdot\|$ denotes the Frobenius norm.*

For the asymptotically linear representation of $\hat{\theta} - \tilde{\theta}_0$, we need some extra regularity conditions. We say a random variable $X \in \mathbb{R}$ is sub-Gaussian with variance proxy σ^2 if

$$E\{\exp[u(X - EX)]\} \leq \exp\left(\frac{\sigma^2 u^2}{2}\right), \quad \forall u \in \mathbb{R}.$$

(A4). The function $\psi_j(\theta, x)$ admits second derivatives in θ and $|\frac{\partial^2 \psi_j}{\partial \theta_k \partial \theta_l}(\theta, x, y)| < F(x, y)$ with $E|F(X, Y)|^2 < \infty$ for all $\theta \in U(\tilde{\theta}_0)$ and $i, j = 1, \dots, m$. Moreover, $v^\top \frac{\partial \psi}{\partial \theta}(\tilde{\theta}_0, X, Y)v$ is sub-Gaussian with variance proxy σ^2 for all $v \in \mathcal{S}^{m-1}$, where \mathcal{S}^{m-1} is the unit sphere in \mathbb{R}^m .

The ‘‘sub-Gaussian’’ condition is also used in Cai et al. (2010) to obtain the optimal rates of convergence for large covariance matrix estimation. It seems too restrictive in high dimensional settings. However, in sufficient dimension reduction, it can be rather reasonable in the following sense. When $p \rightarrow \infty$ as $n \rightarrow \infty$, Hall and Li (1993) proved that the linear combinations of the covariates are approximately normally distributed. Consequently, in the high dimension setting,

the random variable $v^\top \frac{\partial \psi}{\partial \theta}(\tilde{\theta}_0, X, Y)v$ approximately has a Gaussian tail that is equivalent to the fact that $v^\top \frac{\partial \psi}{\partial \theta}(\tilde{\theta}_0, X, Y)v$ is approximately sub-Gaussian. See Section 2 of Wainwright (2019) for more details.

Theorem 2.2. *Suppose the regularity conditions (A1)-(A4) hold. If $(p \log n)^3/n \rightarrow 0$, it follows that*

$$\sqrt{n}\alpha^\top(\hat{\theta} - \tilde{\theta}_0) = \frac{1}{\sqrt{n}} \sum_{i=1}^n [Y_i - g(\tilde{\theta}_0, X_i)]\alpha^\top \Sigma^{-1} g'(\tilde{\theta}_0, X_i) + o_p(1), \quad (2.3)$$

where the remaining term $o_p(1)$ is uniformly in $\alpha \in \mathcal{S}^{m-1}$.

The convergence rate $O_p(\sqrt{p/n})$ in Theorem 2.1 is in line with the results of the M -estimator studied by Huber (1973) and Portnoy (1984) when the number of parameters is divergent. But they only considered linear regression models $g(\theta, X) = \theta^\top X$. In Theorem 2.2 we obtain the uniformly asymptotically linear representation of $\hat{\theta} - \tilde{\theta}$. This result is much stronger than that in Portnoy (1985) who also only considered linear regression models. Furthermore, in the linear regression setting, we can derive, when $p = o(n)$ and $p = o(n^{1/2})$, the norm consistency and the uniformly asymptotically linear representation of $\hat{\theta}$ to $\tilde{\theta}_0$.

Theorem 2.3. *Suppose the regularity conditions (A1)-(A3) hold for linear regression models and $v^\top X$ is sub-Gaussian with the variance proxy σ^2 for all $v \in \mathcal{S}^{p-1}$. If $p/n \rightarrow 0$, then we have $\|\hat{\theta} - \tilde{\theta}_0\| = O_p(\sqrt{p/n})$ where $\|\cdot\|$ denotes the Frobenious norm. Moreover, if $p^2/n \rightarrow 0$, it follows that*

$$\sqrt{n}\alpha^\top(\hat{\theta} - \tilde{\theta}_0) = \frac{1}{\sqrt{n}} \sum_{i=1}^n (Y_i - \tilde{\theta}_0^\top X_i)\alpha^\top \Sigma^{-1} X_i + o_p(1),$$

where $\Sigma = E(XX^\top)$ and the term $o_p(1)$ is uniformly in $\alpha \in \mathcal{S}^{p-1}$.

3 Adaptive-to-model version of the ICM test

Now we restate the null hypothesis as

$$H_0 : E(Y|X) = g(\beta_0^\top X, \vartheta_0) \quad \text{for some } \beta_0 \in \mathbb{R}^{p \times d} \text{ and } \vartheta_0 \in \mathbb{R}^l.$$

While the alternative hypothesis is that for any $\beta \in \mathbb{R}^{p \times d}$ and $\vartheta \in \mathbb{R}^l$,

$$H_1 : E(Y|X) = G(\mathbf{B}^\top X) \neq g(\beta^\top X, \vartheta),$$

where G is an unknown smoothing function, \mathbf{B} is a $p \times q$ orthonormal matrix satisfying $\mathcal{S}_{E(Y|X)} = \text{span}(\mathbf{B})$. Here $\mathcal{S}_{E(Y|X)}$ is the central mean space of Y with respect to X which is defined as the

intersection of all subspaces $\text{span}(\mathbf{A})$ such that $Y \perp\!\!\!\perp E(Y|X)|\mathbf{A}^\top X$ where $\perp\!\!\!\perp$ means statistical independence and $\text{span}(\mathbf{A})$ means the subspace spanned by the columns of \mathbf{A} . Under mild conditions, such a subspace $\mathcal{S}_{E(Y|X)}$ always exists (see Cook and Li (2002)). The dimension of $\mathcal{S}_{E(Y|X)}$ is called the structural dimension which is q under the alternatives. Similarly, under the null we have $\mathcal{S}_{E(Y|X)} = \text{span}(\mathbf{B}) = \text{span}(\beta_0)$ with a structural dimension d . Here we use the same notation \mathbf{B} under both the null and alternatives which should be different in these two cases.

Recall that $\varepsilon = Y - E(Y|X)$ and

$$(\tilde{\beta}_0, \tilde{\vartheta}_0) = \arg \min_{\beta \in \mathbb{R}^{p \times d}, \vartheta \in \mathbb{R}^l} E[Y - g(\beta^\top X, \vartheta)]^2.$$

Let $\eta = Y - g(\tilde{\beta}_0^\top X, \tilde{\vartheta}_0)$ and $\tilde{\mathfrak{B}} = (\tilde{\beta}_0, \mathbf{B})$. Under the null hypothesis, we have $\tilde{\beta}_0 = \beta_0$ and $\text{span}(\mathbf{B}) = \text{span}(\beta_0)$. Consequently,

$$E(\eta|\tilde{\mathfrak{B}}^\top X) = E(Y|\tilde{\beta}_0^\top X, \mathbf{B}^\top X) - g(\tilde{\beta}_0^\top X, \tilde{\vartheta}_0) = E(Y|\beta_0^\top X) - g(\beta_0^\top X, \vartheta_0) = 0.$$

Under the alternative, we have $\eta = G(\mathbf{B}^\top X) - g(\tilde{\beta}_0^\top X, \tilde{\vartheta}_0) + \varepsilon$. Then we obtain that

$$E(\eta|\tilde{\mathfrak{B}}^\top X) = G(\mathbf{B}^\top X) - g(\tilde{\beta}_0^\top X, \tilde{\vartheta}_0) \neq 0.$$

By Theorem 1 of Bierens (1982), under the null, we have $E[\eta \exp(it^\top \tilde{\mathfrak{B}}^\top X)] = 0$ for all $t \in \mathbb{R}^{2d}$.

Then it follows that

$$\int_{\mathbb{R}^{2d}} |E[\eta \exp(it^\top \tilde{\mathfrak{B}}^\top X)]|^2 \varphi(t) dt = 0. \quad (3.1)$$

While under the alternative, there exist $t_0 \in \mathbb{R}^{d+q}$ such that $E[\eta \exp(it_0^\top \tilde{\mathfrak{B}}^\top X)] \neq 0$. Therefore,

$$\int_{\mathbb{R}^{d+q}} |E[\eta \exp(it^\top \tilde{\mathfrak{B}}^\top X)]|^2 \varphi(t) dt > 0, \quad (3.2)$$

where $\varphi(t)$ denotes a positive weight function which will be specified later. Thereby we reject the null hypothesis for “large value” of the empirical version of the left-hand side of (2.1). Let $\{(X_1, Y_1), \dots, (X_n, Y_n)\}$ be a random sample from the distribution of (X, Y) . Then we propose an adaptive-to-model integrated conditional moment test statistic as

$$\hat{V}_n(t) = \frac{1}{\sqrt{n}} \sum_{j=1}^n [Y_j - g(\hat{\beta}^\top X_j, \hat{\vartheta}_0)] \exp(it^\top \hat{\mathfrak{B}}^\top X_j), \quad (3.3)$$

$$AICM_n = \int_{\mathbb{R}^{d+q}} |\hat{V}_n(t)|^2 \varphi(t) dt, \quad (3.4)$$

where $\hat{\mathfrak{B}} = (\hat{\beta}, \hat{\mathbf{B}})$, $\hat{\mathbf{B}}$ is a sufficient dimension reduction estimator of \mathbf{B} with an estimated structural dimension \hat{q} of q , and $\hat{\beta}$ is a norm consistent estimators of $\tilde{\beta}_0$. In this paper, we restrict ourselves to the ordinary least square estimator of $\tilde{\beta}_0$.

It is worth mentioning that Guo et al. (2016) first used sufficient dimension reduction techniques to construct a goodness of fit test for parametric single-index models when the dimension p of the covariates is fixed. But they only used the matrix \mathbf{B} rather than $(\tilde{\beta}_0, \mathbf{B})$ as we consider here. To make sure $E(\eta|\mathbf{B}^\top X) \neq 0$ under the alternative hypotheses, they need an extra condition that $\tilde{\beta}_0 \in \text{span}(\mathbf{B})$. Note that this extra condition does not always hold. Thus we use the matrix $\tilde{\mathfrak{B}}$ in the conditional distribution to avoid this extra condition.

Another test related to ours is that of Stute and Zhu (2002), who developed a dimension reduction type test for generalized linear models in the fixed dimension cases. Their test statistic is based on the fact that $E(\eta|\beta_0^\top X) = 0$ under the null hypothesis, where β_0 is the fixed direction involved in the generalized linear model. Stute and Zhu's (2002) test has been turned out to be very powerful for large p in some cases. However, it is not omnibus as it only used one projection direction in the test statistic. Escanciano (2006a) gave a detail comment on this issue. While our test combines these two methods of Guo et al. (2016) and Stute and Zhu (2002) to avoid their shortcomings at the cost of dealing with one more dimension than that in Guo et al. (2016)'s test.

3.1 The choice of $\varphi(t)$

The choice of weight functions $\varphi(t)$ is flexible. Recall that our test statistic $AICM_n = \int_{\mathbb{R}^{d+\hat{q}}} |\hat{V}_n(t)|^2 \varphi(t) dt$. Suppose that $\varphi(t) = \varphi(-t)$ and then some elementary calculations lead to

$$\begin{aligned} AICM_n &= \frac{1}{n} \int_{\mathbb{R}^{d+\hat{q}}} \left| \sum_{j=1}^n \hat{\eta}_j \exp(it^\top \tilde{\mathfrak{B}}^\top X_j) \right|^2 \varphi(t) dt \\ &= \frac{1}{n} \sum_{j,k=1}^n \hat{\eta}_j \hat{\eta}_k \int_{\mathbb{R}^{d+\hat{q}}} \exp\{it^\top (\tilde{\mathfrak{B}}^\top X_j - \tilde{\mathfrak{B}}^\top X_k)\} \varphi(t) dt \\ &= \frac{1}{n} \sum_{j,k=1}^n \hat{\eta}_j \hat{\eta}_k \int_{\mathbb{R}^{d+\hat{q}}} \cos\{t^\top (\tilde{\mathfrak{B}}^\top X_j - \tilde{\mathfrak{B}}^\top X_k)\} \varphi(t) dt \end{aligned}$$

where $\hat{\eta}_j = Y_j - g(\hat{\beta}^\top X_j, \hat{\vartheta}_j)$. Let $K_\varphi(x) = \int \cos(t^\top x) \varphi(t) dt$, then it follows that

$$AICM_n = \frac{1}{n} \sum_{j,k=1}^n \hat{\eta}_j \hat{\eta}_k K_\varphi(\tilde{\mathfrak{B}}^\top X_j - \tilde{\mathfrak{B}}^\top X_k).$$

Yet the calculation of $K_\varphi(x)$ is still complex in high dimension settings, even when we use sufficient dimension reduction techniques here. To facilitate the calculation of the test statistic, a close form of the function $K_\varphi(x)$ is preferred. There is a large class of weight functions $\varphi(t)$ available for this purpose. For instance, if we choose the density function $\phi(t)$ of a standard

Gaussian distribution as a weight function, then

$$K_\phi(x) = \int_{\mathbb{R}^{d+\hat{q}}} \cos(t^\top x) \phi(t) dt = \exp\left(-\frac{1}{2}\|x\|^2\right),$$

where $\|\cdot\|$ denotes the Frobenius norm. Consequently, the test statistic can be stated as

$$AICM_n = \frac{1}{n} \sum_{j,k=1}^n \hat{\eta}_j \hat{\eta}_k \exp\left\{-\frac{1}{2}(\|\hat{\mathbf{B}}^\top X_j - \hat{\mathbf{B}}^\top X_k\|^2 + \|\hat{\beta}^\top X_j - \hat{\beta}^\top X_k\|^2)\right\}. \quad (3.5)$$

Note that the characteristic function of a spherically symmetric distribution has a form of $\psi(\|x\|)$ (see, Chapter 2 of Fang, Kotz and Ng (1990)). Thus the density function of any spherically symmetric distribution is also suitable as a weight function. In the simulation studies, we will use the density function of a multivariate standard Gaussian distribution.

Unlike Bierens's (1982) original test statistic ICM_n in (1.3), we here utilize the sufficient dimension reduction and projection pursuit techniques to reduce the original dimension p to $d + \hat{q}$. Then the exponential weight in (3.5) would not deteriorate to zero as p tends to infinity. In practice, when $d + \hat{q}$ is much smaller than p , the dimensionality difficulty will be largely alleviated. We will show the advantages in the simulations.

3.2 Model adaptation property

To achieve the model adaptation, we need the sufficient dimension reduction (SDR) techniques to identify the structural dimension q and the central mean subspace $\mathcal{S}_{E(Y|X)}$. When p is fixed, there are several methods in the literature to identify the central mean subspace $\mathcal{S}_{E(Y|X)}$, such as principal Hessian directions (pHd, Li (1992)). However, when p is divergent, we have no corresponding asymptotic results about the estimated structural dimension \hat{q} and orthonormal matrix $\hat{\mathbf{B}}$ for these methods. To overcome this difficulty, we consider the central subspace $\mathcal{S}_{Y|X}$ instead of the central mean subspace $\mathcal{S}_{E(Y|X)}$. The central subspace $\mathcal{S}_{Y|X}$ defined as the intersection of all subspaces $\text{span}(\mathbf{A})$ such that $Y \perp\!\!\!\perp X | \mathbf{A}^\top X$. It is easy to see that $\mathcal{S}_{E(Y|X)} \subset \mathcal{S}_{Y|X}$. Thus we further assume that $\mathcal{S}_{E(Y|X)} = \mathcal{S}_{Y|X}$. This can be achieved when the error terms ε under the null and alternatives have dimension reduction structures: $\varepsilon = \sigma_1(\beta_0^\top X)\tilde{\varepsilon}$ and $\varepsilon = \sigma_2(\mathbf{B}^\top X)\tilde{\varepsilon}$ with $\tilde{\varepsilon} \perp\!\!\!\perp X$ respectively. More details about this issue can be found in Tan and Zhu (2019a).

When p is fixed, there exist many estimation approaches available in the literature to identify the central subspace $\mathcal{S}_{Y|X}$, such as sliced inverse regression (SIR, Li (1991)), sliced average variance estimation (SAVE, Cook and Weisberg (1991)), minimum average variance estimation (MAVE, Xia et al. (2002)), directional regression (DR, Li and Wang, (2007)), discretization-expectation estimation (DEE, Zhu, et al. (2010a)) etc. Zhu, Miao, and Peng (2006) first

discussed the asymptotic properties of SIR in the divergent dimension setting. In this paper we adapt cumulative slicing estimation (CSE, Zhu, Zhu, and Feng (2010b)) to identify the central subspace $\mathcal{S}_{Y|X}$, as it allows the dimension p to diverge to infinity at a rate $p^2/n \rightarrow 0$ and is very easy to implement in practice. The basic procedure of CSE is given below.

For simplicity, we assume $E(X) = 0$ and $Var(X) = \mathbf{I}_p$. Under the linearity condition (see Li (1991)), it can be shown that $E[Xh(Y)] \in \mathcal{S}_{Y|X}$ for any function $h(\cdot)$. Therefore, we obtain infinity amount of vectors in $\mathcal{S}_{Y|X}$. Zhu et al. (2010b) suggested the determining class of indicator functions $\mathcal{H} = \{h_t(Y) = I(Y \leq t) : t \in \mathbb{R}\}$ to substitute $h(\cdot)$. Then define a target matrix as follows

$$\mathbf{M} = \int E[Xh_t(Y)]E[X^T h_t(Y)]dF_Y(t), \quad (3.6)$$

where $F_Y(t)$ is the cumulative distribution function of Y . If the rank of \mathbf{M} is q , Zhu et al. (2010b) showed that $\text{span}(\mathbf{M}) = \mathcal{S}_{Y|X}$. Let Z_i be the standardized X_i and $\hat{\alpha}_t = \frac{1}{n} \sum_{i=1}^n Z_i I(Y_i \leq t)$. Then the sample version of \mathbf{M} is given by

$$\hat{\mathbf{M}} = \frac{1}{n} \sum_{j=1}^n \hat{\alpha}_{Y_j} \hat{\alpha}_{Y_j}^T. \quad (3.7)$$

If the structural dimension q is known, the estimator $\hat{\mathbf{B}}(q)$ of \mathbf{B} consists of the eigenvectors corresponding to the largest q eigenvalues of $\hat{\mathbf{M}}$.

Yet we need to estimate the structural dimension q . Inspired by the idea of Xia, Xu and Zhu (2015), we suggest a minimum ridge-type eigenvalue ratio estimator (MRER) to identify q . Let $\{\hat{\lambda}_j, 1 \leq j \leq p\}$ and $\{\lambda_j, 1 \leq j \leq p\}$ be the eigenvalues of the matrix $\hat{\mathbf{M}}$ and \mathbf{M} respectively. Suppose $\hat{\lambda}_{j+1} \leq \hat{\lambda}_j$ and $\lambda_{j+1} \leq \lambda_j$. Since $\text{rank}(\mathbf{M}) = q$, we have

$$\lambda_p = \cdots = \lambda_{q+1} = 0 < \lambda_q \leq \cdots \leq \lambda_1.$$

Hence we estimate the structural dimension q by

$$\hat{q} = \arg \min_{1 \leq j \leq p-1} \left\{ j : \frac{\hat{\lambda}_{j+1}^2 + c_n}{\hat{\lambda}_j^2 + c_n} \right\}. \quad (3.8)$$

Here c_n is a positive constant relying on the sample size n . The following result is a slight extension of Tan and Zhu (2019a) that shows the consistency of MRER and model adaptation to the underlying models, if c_n is selected appropriately.

Theorem 3.1. *Suppose the regularity conditions of Theorem 3 in Zhu et al. (2010b) hold and let $\hat{\mathbf{B}}(q)$ be a matrix whose columns are the eigenvectors associating with the largest q eigenvalues of $\hat{\mathbf{M}}$. If $0 < c \leq \lambda_q \leq \lambda_1 \leq C < \infty$ and $c_n = \log n/n$, then it follows that*

(1) *under H_0 , we have $\mathbb{P}(\hat{q} = d) \rightarrow 1$ and $\|\hat{\mathbf{B}}(d) - \mathbf{B}\| = O_p(\sqrt{p/n})$,*

(2) under H_1 , we have $\mathbb{P}(\hat{q} = q) \rightarrow 1$ and $\|\hat{\mathbf{B}}(q) - \mathbf{B}\| = O_p(\sqrt{pq/n})$, where c and C are two positive constants free of n and \mathbf{B} under the null H_0 satisfied that $\text{span}(\mathbf{B}) = \text{span}(\boldsymbol{\beta}_0)$.

4 Asymptotic properties of the test statistic

4.1 Limiting null distribution

Recall that

$$AICM_n = \int_{\mathbb{R}^{d+\hat{q}}} \left| \frac{1}{\sqrt{n}} \sum_{j=1}^n \hat{\eta}_j \exp(it^\top \hat{\boldsymbol{\mathfrak{B}}}^\top X_j) \right|^2 \varphi(t) dt,$$

where $\hat{\eta}_j = Y_j - g(\hat{\boldsymbol{\beta}}^\top X_j, \hat{\vartheta}_j)$. To facilitate the derivation of the asymptotical properties, we define the following empirical process

$$\hat{V}_n^1(t) = \frac{1}{\sqrt{n}} \sum_{j=1}^n \hat{\eta}_j [\cos(t^\top \hat{\boldsymbol{\mathfrak{B}}}^\top X_j) + \sin(t^\top \hat{\boldsymbol{\mathfrak{B}}}^\top X_j)].$$

If $\varphi(t) = \varphi(-t)$, then it follows that

$$AICM_n = \int_{\mathbb{R}^{d+\hat{q}}} |\hat{V}_n^1(t)|^2 \varphi(t) dt.$$

To obtain the large-sample properties of $AICM_n$, we need some regularity conditions. Also recall that $g(\boldsymbol{\beta}^\top X, \vartheta) = g(\beta_1^\top X, \dots, \beta_d^\top X, \vartheta)$. Put

$$g'_i(t_1, \dots, t_d, \vartheta) = \frac{\partial g}{\partial t_i}(t_1, \dots, t_d, \vartheta) \quad \text{for } i = 1, \dots, d.$$

(B1) Assume that $|g'_i(\beta_1^\top x, \dots, \beta_d^\top x, \vartheta)| \leq F(x)$ for all $\beta_1, \dots, \beta_d, \vartheta$ and $i = 1, \dots, d$. Further, assume that

$$\lambda_{\max}\{E[F(X)XX^\top]\} \leq C \quad \text{and} \quad \lambda_{\max}\{E[\varepsilon^2 F(X)XX^\top]\} \leq C,$$

where $\lambda_{\max}(\cdot)$ is the largest eigenvalue of the matrix and C is a positive constant.

(B2) The weight function $\varphi(t)$ is positive and satisfies that $\varphi(t) = \varphi(-t)$, $\int_{\mathbb{R}^{d+\hat{q}}} \varphi(t) dt < \infty$, $\int_{\mathbb{R}^{d+\hat{q}}} \|t\|^6 \varphi(t) dt < \infty$, and $\int_{\mathbb{R}^{2d}} \|M(t)\|^2 \varphi(t) dt = O(1)$. Here $M(t)$ is a shift term which is given by $M(t) = E\{g'(\theta_0, X)[\cos(t^\top \boldsymbol{\mathfrak{B}}_0^\top X) + \sin(t^\top \boldsymbol{\mathfrak{B}}_0^\top X)]\}$ and $\boldsymbol{\mathfrak{B}}_0 = (\boldsymbol{\beta}_0, \mathbf{B})$.

(B3) Assume that $E(\varepsilon^8) < \infty$ and $E(X_{jk}^8) \leq C$ where X_{jk} is the k -component of X_j .

The regularity condition (B1) is similar as that in condition (A2) which is usually used in the diverging dimensional statistical inference, see Fan and Peng (2004) and Zhang and Huang (2008) for instance. Condition (B2) is necessary for the convergence of the remainder in the decomposition of the test statistic in the diverging dimension scenarios. Condition (B3) is standard in model checking literature, see, e.g., Stute (1997) and Escanciano (2006a).

Now we can obtain the asymptotic distribution of $AICM_n$ under the null hypothesis. By Theorem 3.1, $\mathbb{P}(\hat{q} = d) \rightarrow 1$ under the null hypothesis. Thus we only work on the event $\{\hat{q} = d\}$. Consequently, $\hat{\mathfrak{B}} = [\hat{\beta}_0, \hat{\mathbf{B}}(d)]$ and $AICM_n$ becomes

$$AICM_n = \int_{\mathbb{R}^{2d}} |\hat{V}_n^1(t)|^2 \varphi(t) dt.$$

Under the regularity conditions (A1)-(A4) and (B1)-(B3) and on the event $\{\hat{q} = d\}$, we can show that under the null hypothesis,

$$\hat{V}_n^1(t) = V_n^1(t) + R_n(t), \quad (4.1)$$

where

$$V_n^1(t) = \frac{1}{\sqrt{n}} \sum_{j=1}^n \varepsilon_j [\cos(t^\top \mathfrak{B}_0^\top X_j) + \sin(t^\top \mathfrak{B}_0^\top X_j) - M(t)^\top \Sigma^{-1} g'(\beta_0, X_j)],$$

and $R_n(t)$ is a remainder satisfying

$$\int_{\mathbb{R}^{2d}} |R_n(t)|^2 \varphi(t) dt = o_p(1).$$

The proof of (4.1) will be given in the Appendix. Then we can obtain the following result.

Theorem 4.1. *Suppose that the regularity conditions (A1)-(A4) and (B1)-(B3) hold. If $(p \log(n))^3/n \rightarrow 0$, under the null H_0 , we have in distribution*

$$AICM_n \rightarrow \int_{\mathbb{R}^{2d}} |V_\infty^1(t)|^2 \varphi(t) dt, \quad (4.2)$$

where $V_\infty^1(t)$ is a zero-mean Gaussian process with a covariance function $K(s, t)$ which is the point-wise limit of $K_n(s, t)$. Here $K_n(s, t)$ is the covariance function of $V_n^1(t)$, that is,

$$\begin{aligned} K_n(s, t) &= \text{Cov}(V_n^1(s), V_n^1(t)) \\ &= E\{\varepsilon^2 [\cos((s-t)^\top \mathfrak{B}_0^\top X) + \sin((s+t)^\top \mathfrak{B}_0^\top X)]\} \\ &\quad - M(t)^\top \Sigma^{-1} E\{\varepsilon^2 [\cos(s^\top \mathfrak{B}_0^\top X) + \sin(s^\top \mathfrak{B}_0^\top X)] g'(\beta_0^\top X)\} \\ &\quad - M(s)^\top \Sigma^{-1} E\{\varepsilon^2 [\cos(t^\top \mathfrak{B}_0^\top X) + \sin(t^\top \mathfrak{B}_0^\top X)] g'(\beta_0^\top X)\} \\ &\quad + M(s)^\top \Sigma^{-1} E[\varepsilon^2 g'(\theta_0, X) X X^\top] \Sigma^{-1} M(t). \end{aligned}$$

4.2 Limiting distribution under the alternative hypotheses

Now we discuss the asymptotic property of $AICM_n$ under the alternative hypotheses. Consider the following sequence of alternative hypotheses

$$H_{1n} : Y_n = g(\boldsymbol{\beta}_0^\top X, \vartheta_0) + r_n G(\mathbf{B}^\top X) + \varepsilon, \quad (4.3)$$

where $E(\varepsilon|X) = 0$, $G(\mathbf{B}^\top X)$ is a random variable satisfying $E[G(\mathbf{B}^\top X)] = 0$ and $\mathbb{P}(G(\mathbf{B}^\top X) = 0) < 1$. The convergence rate r_n satisfies $r_n = 1/\sqrt{n}$ or $\sqrt{nr_n} \rightarrow \infty$. To obtain the asymptotical distribution of $AICM_n$ under the alternatives (4.3), we first derive the asymptotic properties of the estimators \hat{q} and $\hat{\boldsymbol{\beta}}$, when the dimension p diverges to infinity.

Theorem 4.2. *Suppose that the regularity conditions of Theorem 3 in Zhu et al. (2010b) hold. Let $\hat{\mathbf{B}}(d)$ be the eigenvectors associating with the largest d eigenvalues of \hat{M}_n . If $pr_n \rightarrow 0$ and $c_n = r_n^2 \log r_n^{-2}$, then under H_{1n} , we have $\mathbb{P}(\hat{q} = d) \rightarrow 1$ and $\|\hat{\mathbf{B}}(d) - \mathbf{B}_L\| = O_p(\sqrt{pr_n})$. Here \mathbf{B}_L is a $p \times d$ orthonormal matrix satisfying $\text{span}(\mathbf{B}_L) = \text{span}(\boldsymbol{\beta}_0)$.*

It is worth to mention that under the local alternatives H_{1n} with $r_n = o_p(1/p)$, the estimated structural dimension \hat{q} is not equal to the true structure dimension, but to d asymptotically. This means \hat{q} does not an consistent estimator of the true structural dimension in this case. A special case is that if $r_n = 1/\sqrt{n}$, it follows that $\mathbb{P}(\hat{q} = d) \rightarrow 1$ and $\|\hat{\mathbf{B}}(d) - \mathbf{B}_L\| = O_p(\sqrt{p/n})$. Yet we need to derive the asymptotic properties of $(\hat{\boldsymbol{\beta}}, \hat{\vartheta})$ with respect to $(\boldsymbol{\beta}_0, \vartheta_0)$. Recall that $\hat{\boldsymbol{\theta}} = [\text{vec}(\hat{\boldsymbol{\beta}})^\top, \hat{\vartheta}^\top]^\top$ and $\boldsymbol{\theta}_0 = [\text{vec}(\boldsymbol{\beta}_0)^\top, \vartheta_0^\top]^\top$ where $\text{vec}(\boldsymbol{\beta}) = [\beta_1^\top, \dots, \beta_d^\top]^\top$.

Theorem 4.3. *Suppose the regularity conditions (A1)-(A3) and (4.3) hold. If $pr_n \rightarrow 0$, then $\hat{\boldsymbol{\theta}}$ is a norm consistent estimator for $\boldsymbol{\theta}_0$ with $\|\hat{\boldsymbol{\theta}} - \boldsymbol{\theta}_0\| = O_p(\sqrt{pr_n})$. Moreover, if the regularity conditions (A1)-(A4) hold and $n(p \log n)^3 r_n^4 \rightarrow 0$, then under the alternatives (4.3), we have*

$$\sqrt{n}\alpha^\top (\hat{\boldsymbol{\theta}} - \boldsymbol{\theta}_0) = \frac{1}{\sqrt{n}} \sum_{j=1}^n \varepsilon_j \alpha^\top \Sigma^{-1} g'(\boldsymbol{\theta}_0, X_j) + \sqrt{nr_n} \alpha^\top \Sigma^{-1} E[g'(\boldsymbol{\theta}_0, X_j) G(\mathbf{B}^\top X_j)] + o_p(1), \quad (4.4)$$

where the term $o_p(1)$ is uniformly in $\alpha \in \mathcal{S}^{p-1}$.

Under the alternatives H_{1n} with $r_n = 1/\sqrt{n}$, if $p^2/n \rightarrow 0$, then we have $\hat{\boldsymbol{\theta}}$ is a norm consistent estimator for $\boldsymbol{\theta}_0$ with $\|\hat{\boldsymbol{\theta}} - \boldsymbol{\theta}_0\| = O_p(\sqrt{p/n})$. Moreover, if $(p \log n)^3/n \rightarrow 0$, it follows that

$$\sqrt{n}\alpha^\top (\hat{\boldsymbol{\theta}} - \boldsymbol{\theta}_0) = \frac{1}{\sqrt{n}} \sum_{j=1}^n \varepsilon_j \alpha^\top \Sigma^{-1} g'(\boldsymbol{\theta}_0, X_j) + \alpha^\top \Sigma^{-1} E[g'(\boldsymbol{\theta}_0, X) G(\mathbf{B}^\top X)] + o_p(1).$$

Theorem 4.4. *Suppose the regularity conditions (A1)-(A4) and (B1)-(B3) hold.*

(1) *If $(p \log n)^3/n \rightarrow 0$, under the global alternative H_1 , we have in probability*

$$\frac{1}{n} \int_{\mathbb{R}^{d+\hat{q}}} |\hat{V}_n(t)|^2 \varphi(t) dt \longrightarrow C_1,$$

where C_1 is a positive constant. This means $AICM_n$ diverges to infinity at the rate of n ;
(2) If $n(p \log n)^3 r_n^4 \rightarrow 0$, under the local alternatives H_{1n} with $\sqrt{nr_n} \rightarrow \infty$, we have in probability

$$\frac{1}{nr_n^2} \int_{\mathbb{R}^{d+\hat{q}}} |\hat{V}_n(t)|^2 \varphi(t) dt \rightarrow C_2,$$

where C_2 is a positive constant. This means $AICM_n$ diverges to infinity at the rate of nr_n^2 ;
(3) If $(p \log n)^3/n \rightarrow 0$, under the local alternatives H_{1n} with $r_n = 1/\sqrt{n}$, we have in distribution

$$\int_{\mathbb{R}^{d+\hat{q}}} |\hat{V}_n(t)|^2 \varphi(t) dt \rightarrow \int_{\mathbb{R}^{2d}} |V_\infty^1(t) + L_1(t) - L_2(t)|^2 \varphi(t) dt,$$

where V_∞^1 is a zero-mean Gaussian process given by (4.2) and $L_1(t)$ and $L_2(t)$ are the uniformly limits of $L_{n1}(t)$ and $L_{n2}(t)$, respectively. Two functions $L_{n1}(t)$ and $L_{n2}(t)$ are given by

$$\begin{aligned} L_{n1}(t) &= M^\top(t) \Sigma^{-1} E[g'(\theta_0, X) G(\mathbf{B}^\top X)] \\ L_{n2}(t) &= E\{G(\mathbf{B}^\top X) [\cos(t^\top \mathfrak{B}_0^\top X) + \sin(t^\top \mathfrak{B}_0^\top X)]\}. \end{aligned}$$

This means $AICM_n$ is still sensitive to the local alternatives distinct from the null at the rate of $1/\sqrt{n}$.

5 Bootstrap approximation

Note that limiting null distribution of our test statistic $AICM_n$ depends on the parameters β_0 and the matrix \mathbf{B} , and thus is not tractable for the critical value determination. A typical method used in the literature is the wild bootstrap proposed by Wu (1986). Stute, González Manteiga and Presedo Quindimil (1998) proved that the wild bootstrap yields a valid approximation of residual marked empirical processes based on the indicator functions, when the dimension of covariates is fixed. We now show that the wild bootstrap still works in the diverging dimension setting. More specially, set

$$X_j^* = X_j \quad Y_j^* = g(\hat{\theta}, X_j) + \hat{\eta}_j V_j^*, j = 1, \dots, n,$$

where $\hat{\eta}_j$ is the residual and $\{V_j^*\}_{j=1}^n$ are i.i.d. bounded random variables with zero mean and unit variance, independent of the original sample $\{(X_i, Y_i)\}_{i=1}^n$. An often used example of $\{V_j^*\}_{j=1}^n$ is the i.i.d. Bernoulli variates with

$$\mathbb{P}(V_j^* = \frac{1 - \sqrt{5}}{2}) = \frac{1 + 2\sqrt{5}}{2\sqrt{5}}, \quad \mathbb{P}(V_j^* = \frac{1 + \sqrt{5}}{2}) = 1 - \frac{1 + 2\sqrt{5}}{2\sqrt{5}}.$$

For other examples of $\{V_j^*\}_{j=1}^n$, one can refer to Mammen (1993).

Let $\hat{\theta}^*$ be the bootstrap estimator obtained by the ordinary least square based on the bootstrap sample $\{(X_j, Y_j^*)\}_{j=1}^n$. Then we approximate the limiting null distribution of $AICM_n$ by that of

$$AICM_n^* = \int_{\mathbb{R}^{d+\hat{q}}} |\hat{V}_n^*(t)|^2 \varphi(t) dt,$$

where

$$\hat{V}_n^*(t) = \frac{1}{\sqrt{n}} \sum_{j=1}^n [Y_j^* - g(\hat{\theta}^*, X_j)] \exp(it^\top \hat{\mathfrak{B}}^\top X_j).$$

To determine the critical value in practice, repeat the above process a large number times, say B times. For a given a nominal level τ , the critical value is determined by the upper τ quantile of the bootstrap distribution $\{\hat{V}_{nk}^* : k = 1, \dots, B\}$.

In the next theorem we establish the validity of the wild bootstrap in the diverging dimension setting.

Theorem 5.1. *Suppose that the bootstrap sample is generated from the wild bootstrap and the regularity conditions (A1)-(A4) holds.*

(i) *If $(p \log n)^3/n \rightarrow 0$, under the null hypothesis H_0 or under the alternative hypothesis with $r_n = 1/\sqrt{n}$, we have with probability 1,*

$$AICM_n^* \longrightarrow \int_{\mathbb{R}^{2d}} |V_\infty^{1*}|^2 \varphi(t) dt \quad \text{in distribution,}$$

where V_∞^{1*} have the same distribution as the Gaussian process V_∞^1 given in Theorem 4.1.

(ii) *If $n(p \log n)^3 r_n^4 \rightarrow 0$, under the local alternatives H_{1n} with $\sqrt{n} r_n \rightarrow \infty$, the result in (i) continues to hold.*

(iii) *If $(p \log n)^3/n \rightarrow 0$, under the global alternative H_1 , the distribution of $AICM_n^*$ converge to a finite limiting distribution which may different from the limiting null distribution.*

6 Numerical studies

6.1 Simulations

In this subsection we conduct some numerical studies to show the performance of the proposed test in finite samples when the dimension of covariates is relatively large. From the theoretical view in this paper, we set $p = \lceil 3n^{1/3} \rceil - 5$ with $n = 100, 200, 400$ and 600 . We also compare our test with some existing competitors proposed in the literature, although most of them dealt with fixed dimension.

Based on the standard normal density function, the Bierens' (1982) test statistic becomes

$$ICM_n = \int_{\mathbb{R}^p} \left| \frac{1}{\sqrt{n}} \sum_{j=1}^n \hat{\eta}_j \exp(it^\top X_j) \right|^2 \phi(t) dt = \frac{1}{n} \sum_{j,k=1}^n \hat{\eta}_j \hat{\eta}_k \exp\left(-\frac{1}{2} \|X_j - X_k\|^2\right),$$

where $\hat{\eta}_j$ is the residual and $\phi(t)$ is the standard normal density on \mathbb{R}^p . Escanciano (2006a) also use this test statistic for comparison.

Zheng (1996) proposed a local smoothing test for parametric regression models as

$$T_n^{ZH} = \frac{\sum_{i \neq j} K((X_i - X_j)/h) \hat{\eta}_i \hat{\eta}_j}{\left\{ \sum_{i \neq j} 2K^2((X_i - X_j)/h) \hat{\eta}_i^2 \hat{\eta}_j^2 \right\}^{1/2}}.$$

Here we use $K(u) = (15/16)(1 - u^2)^2 I(|u| \leq 1)$ as the kernel function and the bandwidth $h = 1.5n^{-1/(4+p)}$.

Escanciano (2006a) developed a global smoothing test for parametric regression models based on a projected residual marked empirical process. The test statistic is defined as follows,

$$PCvM_n = \frac{1}{n^2} \sum_{i,j,r=1}^n \hat{\eta}_i \hat{\eta}_j \int_{\mathbb{S}^{p-1}} I(\alpha^\top X_i \leq \alpha^\top X_r) I(\alpha^\top X_j \leq \alpha^\top X_r) d\alpha,$$

where $\mathbb{S}^{p-1} = \{\alpha \in \mathbb{R}^p : \|\alpha\| = 1\}$ and $d\alpha$ denotes the uniform density on the unit sphere \mathbb{S}^{p-1} . The critical value of Escanciano's (2006a) test is determined by the wild bootstrap.

Stute and Zhu (2002) proposed a dimension reduction-based test for generalized linear models based on residual marked empirical processes. A martingale transformation leads the test to be asymptotically distribution-free. Their test statistic is given by

$$T_n^{SZ} = \frac{1}{\hat{\psi}_n(x_0)} \int_{-\infty}^{x_0} |\hat{T}_n R_n^1|^2 \hat{\sigma}_n^2 dF_n,$$

where

$$\begin{aligned} R_n^1(u) &= \frac{1}{\sqrt{n}} \sum_{i=1}^n \hat{\eta}_i I(\hat{\beta}^\top X_i \leq u); \\ \hat{T}_n R_n^1(u) &= R_n^1(u) - \int_{-\infty}^u \hat{a}_n(z)^\top \hat{A}_n^{-1}(z) \left(\int_z^\infty \hat{a}_n(v) R_n^1(dv) \right) \hat{\sigma}_n^2(z) F_n(dz). \end{aligned}$$

More details of the definitions of $\hat{T}_n R_n^1$ can be found in their paper. Under the right specification of the generalized linear model and some regularity conditions,

$$T_n^{SZ} \longrightarrow \int_0^1 B^2(u) du \quad \text{in distribution,}$$

where $B(\cdot)$ is the standard Brownian motion.

Guo, Wang and Zhu (2016) introduced a model-adaptive local smoothing test for parametric single index models that largely alleviate the dimensionality problem, although they also considered in the fixed dimension cases. Their test statistic is given by

$$T_n^{GWZ} = \frac{h^{1/2} \sum_{i \neq j} \hat{\eta}_i \hat{\eta}_j \frac{1}{h^{\hat{q}}} K(\hat{\mathbf{B}}^\top (X_i - X_j)/h)}{\{2 \sum_{i \neq j} \hat{\eta}_i^2 \hat{\eta}_j^2 \frac{1}{h^{\hat{q}}} K^2(\hat{\mathbf{B}}^\top (X_i - X_j)/h)\}^{1/2}},$$

where the kernel function $K(u) = (15/16)(1 - u^2)^2 I(|u| \leq 1)$ and the bandwidth $h = 1.5n^{1/(4+\hat{q})}$ as suggested in Guo, Wang and Zhu (2016) and $\hat{\mathbf{B}}$ is a sufficient dimension estimator of \mathbf{B} with an estimated structural dimension \hat{q} of q .

Recently, Tan and Zhu (2019a) proposed a projected adaptive-to-model test for parametric single index models where they also allow the dimension p to diverge with the sample size n . Their test statistic is given by

$$ACM_n^2 = \frac{1}{\hat{\psi}_n(u_0)^2} \int_{-\infty}^{u_0} \sup_{\hat{\alpha} \in \mathcal{S}_q^+} |\hat{T}_n V_n(\hat{\alpha}, u)|^2 \hat{\sigma}_n^2(u) F_n(du),$$

where

$$\begin{aligned} \hat{T}_n V_n(\hat{\alpha}, u) &= \frac{1}{n^{1/2}} \sum_{i=1}^n \hat{\eta}_i I(\hat{\alpha}^\top \hat{\mathbf{B}}^\top X_i \leq u) - \frac{1}{n^{3/2}} \sum_{i,j=1}^n I(\hat{\alpha}^\top \hat{\mathbf{B}}^\top X_i \leq u) \hat{a}_n(\hat{\alpha}^\top \hat{\mathbf{B}}^\top X_i)^\top \\ &\quad \times \hat{A}_n^{-1}(\hat{\alpha}^\top \hat{\mathbf{B}}^\top X_i) \hat{a}_n(\hat{\alpha}^\top \hat{\mathbf{B}}^\top X_j) I(\hat{\alpha}^\top \hat{\mathbf{B}}^\top X_j \geq \hat{\alpha}^\top \hat{\mathbf{B}}^\top X_i) \hat{\eta}_j \hat{\sigma}_n^2(\hat{\alpha}^\top \hat{\mathbf{B}}^\top X_i). \end{aligned}$$

For the quantities $\hat{\psi}(u_0)$, $\hat{\sigma}_n^2$, \hat{a}_n and \hat{A}_n , one can refer their paper for details. Under the null hypothesis and some regularity conditions, we have

$$ACM_n^2 \longrightarrow \int_0^1 B^2(u) du \quad \text{in distribution,}$$

Thus this test is asymptotically distribution-free and its critical values can be tabulated.

In the simulations that follows, $a = 0$ corresponds to the null while $a \neq 0$ to the alternatives. The significance level is $\alpha = 0.05$. The simulation results are based on the average of 1000 replications and the bootstrap approximation of $B = 500$ replications.

Study 1. Consider the following regression models

$$\begin{aligned} H_{11} : Y &= \beta_0^\top X + a \exp(-(\beta_0^\top X)^2) + \varepsilon; \\ H_{12} : Y &= \beta_0^\top X + a \cos(0.6\pi \beta_0^\top X) + \varepsilon; \\ H_{13} : Y &= \beta_1^\top X + a(\beta_2^\top X)^2 + \varepsilon; \\ H_{14} : Y &= \beta_1^\top X + a \exp(\beta_2^\top X) + \varepsilon; \end{aligned}$$

where $\beta_0 = (1, \dots, 1)^\top / \sqrt{p}$, $\beta_1 = (\underbrace{1, \dots, 1}_{p_1}, 0, \dots, 0)^\top / \sqrt{p_1}$ and $\beta_2 = (0, \dots, 0, \underbrace{1, \dots, 1}_{p_1}) / \sqrt{p_1}$ with $p_1 = \lfloor p/2 \rfloor$. The covariate X is $N(0, I_p)$ independent of the standard Gaussian error term ε . Note that H_{12} is a high-frequency model and the others are low-frequency models. The structure dimension $q = 1$ under both the null and alternative hypotheses in the models H_{11} and H_{12} , while the structure dimension $q = 2$ under the alternative hypothesis in models H_{13} and H_{14} .

The empirical sizes and powers are presented in Tables 1-4. First we can see that the Bierens' (1982) original test ICM_n performs the worst among these tests. It almost has no empirical powers at all and its empirical sizes are far away from the nominal sizes in the large dimension cases. In our experience, when the dimension p of X is smaller than 5, ICM_n can maintain the significance level very well and the empirical power grows very quickly. But for higher dimension, the Bierens's (1982) test does not work well. For the other tests, we observe that $AICM_n$, ACM_n , T_n^{SZ} , and T_n^{GWZ} can control the empirical sizes very well. The empirical sizes of $PCvM_n$ are also close to the significance level, but slightly unstable in some cases. While T_n^{SZ} can not maintain the significance level in most cases and is generally conservative with smaller empirical sizes. For the empirical power, we can see that $AICM_n$, ACM_n , T_n^{SZ} , and $PCvM_n$ all perform very well for low frequency models H_{11} , H_{13} and H_{14} , whereas T_n^{GWZ} behaves slightly worse for the three low frequency models. For the high frequency model H_{12} , the test T_n^{GWZ} beats all other competitors except for the new test $AICM_n$. This is somewhat surprised as local smoothing tests such as T_n^{GWZ} usually performs better for high frequency models and global smoothing tests work better for low frequency models. While the new test which can be viewed as a global smoothing test seems also to work well for high frequency models. In contrast, Zheng's (1996) test T_n^{ZH} which is a typical local smoothing test has no empirical powers in all cases. This validates the well-known results that the traditional local smoothing tests suffer severely from the curse of dimensionality.

Tables 1 – 4 about here

The hypothetical models in study 1 are all single-index models. Next we consider multiple-index models in the second simulation study. As the tests ACM_n , T_n^{SZ} and T_n^{GWZ} only dealt with parametric single index models, we only compare our new test with $PCvM_n$, ICM_n and T_n^{ZH} .

Study 2. Generate data from the following models:

$$\begin{aligned} H_{21} : Y &= \beta_1^\top X + \exp(\beta_2^\top X) + a(\beta_2^\top X)^2 + \varepsilon; \\ H_{22} : Y &= \beta_1^\top X + \exp(\beta_2^\top X) + a \cos(0.6\pi\beta_2^\top X) + \varepsilon; \\ H_{23} : Y &= \beta_1^\top X + \exp(\beta_2^\top X) + a(\beta_1^\top X)(\beta_2^\top X) + \varepsilon; \end{aligned}$$

where $\beta_1, \beta_2, \varepsilon$ and X are the same as in Study 1.

The simulation results are presented in Tables 5-7. We can observe that our test $AICM_n$ and $PCvM_n$ perform much better than the other two. While Bierens' (1982) test ICM_n again does not work at all and Zheng's (1996) test T_n^{ZH} can not maintain the nominal level and has no empirical powers in both cases. For the empirical size, both our test $AICM_n$ and $PCvM_n$ are slightly conservative with larger empirical sizes. This may be due to the inaccurate estimation of the related parameters when p is large. The empirical powers of $AICM_n$ and $PCvM_n$ both grow fast under both the low frequency model H_{21} and the high frequency model H_{22} . In model H_{23} , our test has much better power performance than $PCvM_n$.

Tables 5 – 7 about here

In summary, the simulation results show that the proposed test performs well and can detect different alternative hypotheses for large p paradigms. In low frequency alternatives, the new test has the best power performance in high-dimensional cases among the global smoothing tests proposed by Bierens' (1982), Stute and Zhu (2002), Escanciano (2006a), and Tan and Zhu (2019a). While surprisingly, the new test, which can be viewed as a global smoothing test, also performs best or is comparable to the best one among the local smoothing tests proposed by Zheng (1996) and Guo, Wang and Zhu (2016).

6.2 A real data example

In this subsection we apply the test to the Boston house-price data set that is first analysed by Harrison and Rubinfeld (1978). This data set can be obtained through the website <http://lib.stat.cmu.edu/datasets/boston>. It contains 506 cases on one response variable: Median value of owner-occupied homes in 1000's (MEDV) Y and 13 predictors: per capita crime rate by town (CRIM) X_1 , proportion of residential land zoned for lots over 25,000 sq.ft. (ZN) X_2 , proportion of non-retail business acres per town (INDUS) X_3 , Charles River dummy variable (CHAS, 1 if tract bounds river; 0 otherwise) X_4 , nitric oxides concentration (NOX parts per 10 million) X_5 , average number of rooms per dwelling (RM) X_6 , proportion of owner-occupied units built prior to 1940 (AGE) X_7 , weighted distances to five Boston employment centres (DIS) X_8 , index of accessibility to radial highways (RAD) X_9 , full-value property-tax rate per \$ 10,000 (TAX) X_{10} , pupil-teacher ratio by town (PTRATIO) X_{11} , $1000(B_k - 0.63)^2$ where B_k is the proportion of blacks by town (B) X_{12} , % lower status of the population (LSTAT) X_{13} . For easy explanation, we standardize all variables separately. Since the dimension of the predictor $13 \approx 506^{0.4119}$, it seems reasonable to apply our method. To establish the relationship between

the response Y and the covariates $X = (X_1, \dots, X_{13})^\top$, we first apply the dimension reduction techniques to the data set. When the cumulative slicing estimation (CSE) is used, we find that the estimated structural dimension of this data set is $\hat{q} = 1$, which indicates that Y may be conditional independent of X given the projected covariates $\hat{\beta}_1^\top X$ where

$$\hat{\beta}_1 = (-0.0804, 0.0611, 0.0211, 0.0676, -0.3120, 0.1513, -0.1820, -0.3701, 0.3999, -0.3404, -0.2876, 0.1233, -0.5663)^\top.$$

The scatter plot of Y against $\hat{\beta}_1^\top X$ is presented in Figure 2.

Figure 2 about here

From this Figure, a linear regression model seem to be plausible to fit the data set. We then apply our test to see whether these exists a model misspecification. The value of the test statistic $AICM_n$ is about 0.9639 and the p -value is about 0.01. Thus a linear regression model is not adequate to predict the response. Figure 3 presents the scatter plot of residuals from the linear regression model for (Y, X) against $\hat{\beta}_1^\top X$. It also suggests that a linear relationship between Y and X may be not reasonable.

Figure 3 about here

To find the relationship between Y and X , we give a more thorough search of the projected covariates. Consider the second projected covariates $\hat{\beta}_2^\top X$ and the scatter plot of Y against $(\hat{\beta}_1^\top X, \hat{\beta}_2^\top X)$ is presented in Figure 4.

Figure 4 about here

From this figure, we can see that the second projected direction $\hat{\beta}_2^\top X$ is not necessary as the plot along this direction is nearly identical. This means the projection of the data onto the space $\hat{\beta}_1^\top X$ already contain almost all the regression information of the model structure. Further more, from Figure 3, it seems that there exists an exponential relationship between Y and $\hat{\beta}_1^\top X$. Thus we consider $\log(Y)$ as the response variable that is also considered in Harrison and Rubinfeld (1978). Thus we use the following model to fit this data set:

$$\log(Y) = \beta^\top X + \varepsilon. \tag{6.1}$$

When applying our test for the above model (6.1), we obtain that the value of the test statistic $AICM_n$ is about 0.1536 and the p -value is about 0.368. A scatter plot of residuals from model (6.1) against the fitted values also does not reveal any trend given in Figure 5. Thus this model is plausible.

Figure 5 about here

7 Discussions

In this article we discuss three issues in statistical inference. First we extend Bierens' (1982) classic ICM test, via a model adaptation strategy, to the diverging dimension scenarios for parametric multiple index models. In fixed dimension scenarios, it is generally believed that the ICM test is less sensitive to the dimension p of covariates due to its projection-based nature. However, we note that even when p is moderate, Bierens' original ICM test does not work at all. Thus, to attack the dimensionality problem, we construct an adaptive-to-model version of ICM test in terms of sufficient dimension reduction and projection techniques. The numerical studies suggest that the proposed test largely alleviates the adverse impact of the dimensionality in the sense that it can well maintain the significance level and enhance power performance. We also show that a large class of weight functions $\varphi(t)$ give the corresponding test statistics with the nice property of computational simplicity. Thus the test can be easily implemented in practice. Second, we obtain the uniformly asymptotically linear presentation of the least squares estimation of the parameters in the nonlinear regression model at a divergent rate $p = o(n^{1/3}/\log n)$. This result can be useful for further studies in inference. Third, the study on the consistency of the wild bootstrap approximation in this diverging setting can also be used in other hypothesis testing problems. Note that the test we proposed here is for the hypothetical models with dimension reduction structures. It is of great interest to investigate goodness of fit testing for hypothetical models without such a structure in the divergent dimension setting. The relevant studies are ongoing.

8 Appendix

Proof of Theorem 2.1. Let $\theta = \tilde{\theta}_0 + \zeta$ and $F(\zeta) = \sum_{i=1}^n [Y_i - g(\tilde{\theta}_0 + \zeta, X_i)]g'(\tilde{\theta}_0 + \zeta, X_i)$. Then it suffices to show that there is a root $\hat{\zeta}$ of $F(\zeta)$ such that $\|\hat{\zeta}\|^2 = O_p(m/n)$. According to the results in (6.3.4) of Ortega and Rheinboldt (1970), it in turn needs to prove that $\zeta^\top F(\zeta) < 0$ for $\|\zeta\|^2 = Cm/n$ where C is some large enough constant.

Recall $\psi_\theta(x, y) = [y - g(\theta, x)]g'(\theta, x)$. Then $F(\zeta) = \sum_{i=1}^n \psi_{\tilde{\theta}_0 + \zeta}(X_i, Y_i)$. Set

$$P_n \psi_\theta = \frac{1}{n} \sum_{i=1}^n \psi_\theta(X_i, Y_i) \quad \text{and} \quad P \psi_\theta = E[\psi_\theta(X, Y)].$$

Since $P \psi_{\tilde{\theta}_0} = 0$, it follows that

$$\zeta^\top F(\zeta) = n \zeta^\top P_n \psi_{\tilde{\theta}_0 + \zeta}$$

$$\begin{aligned}
&= n\zeta^\top [P_n(\psi_{\tilde{\theta}_0+\zeta} - \psi_{\tilde{\theta}_0}) - P(\psi_{\tilde{\theta}_0+\zeta} - \psi_{\tilde{\theta}_0})] + \\
&\quad n\zeta^\top P_n\psi_{\tilde{\theta}_0} + n\zeta^\top P\psi_{\tilde{\theta}_0+\zeta}
\end{aligned}$$

For the first term in $\zeta^\top F(\zeta)$, we have

$$\begin{aligned}
&E\{\zeta^\top [P_n(\psi_{\tilde{\theta}_0+\zeta} - \psi_{\tilde{\theta}_0}) - P(\psi_{\tilde{\theta}_0+\zeta} - \psi_{\tilde{\theta}_0})]\}^2 \\
&= \frac{1}{n} \text{Var}\{\zeta^\top [\psi(\tilde{\theta}_0 + \zeta, X, Y) - \psi(\tilde{\theta}_0, X, Y)]\} \\
&\leq \frac{1}{n} E|\zeta^\top [\psi(\tilde{\theta}_0 + \zeta, X, Y) - \psi(\tilde{\theta}_0, X, Y)]|^2 \\
&= \frac{1}{n} E|\zeta^\top \frac{\partial \psi}{\partial \theta}(\tilde{\theta}_1, X, Y)\zeta|^2 \leq C \frac{m^2}{n} \|\zeta\|^4,
\end{aligned}$$

where $\tilde{\theta}_1$ lies between $\tilde{\theta}_0 + \zeta$ and $\tilde{\theta}_0$. Therefore,

$$n\zeta^\top [P_n(\psi_{\tilde{\theta}_0+\zeta} - \psi_{\tilde{\theta}_0}) - P(\psi_{\tilde{\theta}_0+\zeta} - \psi_{\tilde{\theta}_0})] = \sqrt{nm^2} \|\zeta\|^2 O_p(1).$$

Note that $P\psi_{\tilde{\theta}_0} = 0$. Then it follows that

$$E\|P_n\psi_{\tilde{\theta}_0}\|^2 = \sum_{j=1}^m E|P_n\psi_{j,\tilde{\theta}_0}|^2 = \frac{1}{n} \sum_{j=1}^m E\psi_j(\tilde{\theta}_0, X, Y)^2 \leq \frac{m}{n} C.$$

Thus we obtain that $n\zeta^\top P_n\psi_{\tilde{\theta}_0} = \sqrt{mn} \|\zeta\| O_p(1)$.

Next we consider the term $n\zeta^\top P\psi_{\tilde{\theta}_0+\zeta}$. Applying Taylor expansion,

$$\begin{aligned}
n\zeta^\top P\psi_{\tilde{\theta}_0+\zeta} &= n\zeta^\top \dot{P}\psi_{\tilde{\theta}_0}\zeta + n\zeta^\top [\zeta^\top (\ddot{P}\psi_\theta|_{\theta=\tilde{\theta}_2})\zeta] \\
&= -n\zeta^\top \Sigma\zeta + n\zeta^\top [\zeta^\top (\ddot{P}\psi_\theta|_{\theta=\tilde{\theta}_2})\zeta],
\end{aligned}$$

where $\tilde{\theta}_2$ lies between $\tilde{\theta}_0 + \zeta$ and $\tilde{\theta}_0$. By Assumption 2, we obtain

$$\|\zeta^\top (\ddot{P}\psi_\theta|_{\theta=\tilde{\theta}_2})\zeta\|^2 = \sum_{j=1}^m |\zeta^\top (\ddot{P}\psi_{j\theta}|_{\theta=\tilde{\theta}_2})\zeta|^2 \leq \sum_{j=1}^m \max_{1 \leq i \leq m} |\lambda_i(\ddot{P}\psi_{j\theta}|_{\theta=\tilde{\theta}_2})|^2 \|\zeta\|^4 \leq Cm \|\zeta\|^4.$$

Then it follows that

$$n\zeta^\top P\psi_{\tilde{\theta}_0+\zeta} = -n\zeta^\top \Sigma\zeta + n\sqrt{m} \|\zeta\|^3 O_p(1).$$

Let $\zeta = \sqrt{m/n}U$. Altogether we obtain

$$\begin{aligned}
\zeta^\top F(\zeta) &= \sqrt{nm^2} \|\zeta\|^2 O_p(1) + \sqrt{mn} \|\zeta\| O_p(1) - n\zeta^\top \Sigma\zeta + \sqrt{mn} \|\zeta\|^3 O_p(1) \\
&= \frac{m^2}{\sqrt{n}} \|U\|^2 O_p(1) + m\|U\| O_p(1) - mU^\top \Sigma U + \frac{m^2}{\sqrt{n}} \|U\|^3 O_p(1) \\
&\leq m\|U\| O_p(1) - m\lambda_{\min}(\Sigma) \|U\|^2 + \frac{m^2}{\sqrt{n}} \|U\|^2 O_p(1) + \frac{m^2}{\sqrt{n}} \|U\|^3 O_p(1)
\end{aligned}$$

$$= m\|U\|\{O_p(1) - \lambda_{\min}(\Sigma)\|U\| + \frac{m}{\sqrt{n}}\|U\|O_p(1) + \frac{m}{\sqrt{n}}\|U\|^2O_p(1)\}$$

If $m^2/n \rightarrow 0$ and $\|U\| = C$ is large enough, for any $\epsilon > 0$, we have

$$\mathbb{P}(\zeta^\top F(\zeta) < 0) \geq \mathbb{P}\{O_p(1) - \lambda_{\min}(\Sigma)\|U\| + \|U\|o_p(1) < 0\} \geq 1 - \epsilon.$$

Thus our result follows from (6.3.4) of Ortega and Rheinboldt (1970). Hence we complete the proof. \square

Proof of Theorem 2.2. We use the same notations as those in the proof for Theorem 2.1. Let $G_n\psi_\theta = \sqrt{n}(P_n\psi_\theta - P\psi_\theta)$ and $H = \{\theta : \theta \in \mathbb{R}^m, \|\theta - \tilde{\theta}_0\| \leq C\sqrt{(m \log n)/n}\}$. First we show that $G_n\alpha^\top(\psi_{\hat{\theta}} - \psi_{\tilde{\theta}_0}) = o_p(1)$ uniformly in $\alpha \in \mathcal{S}^{q-1}$. Fix $\epsilon > 0$. Then we have

$$\begin{aligned} & \mathbb{P}\left(\sup_{\alpha \in \mathcal{S}^{m-1}} |G_n\alpha^\top(\psi_{\hat{\theta}} - \psi_{\tilde{\theta}_0})| > 8\epsilon\right) \\ & \leq \mathbb{P}\left(\sup_{\alpha \in \mathcal{S}^{m-1}} |G_n\alpha^\top(\psi_{\hat{\theta}} - \psi_{\tilde{\theta}_0})| > 8\epsilon, \hat{\theta} \in H\right) + \mathbb{P}(\hat{\theta} \notin H) \\ & \leq \mathbb{P}\left(\sup_{\alpha \in \mathcal{S}^{m-1}, \theta \in H} |G_n\alpha^\top(\psi_\theta - \psi_{\tilde{\theta}_0})| > 8\epsilon\right) + \mathbb{P}(\|\hat{\theta} - \tilde{\theta}_0\| > C\sqrt{(m \log n)/n}) \end{aligned}$$

Since $\|\hat{\theta} - \tilde{\theta}_0\| = O_p(\sqrt{m/n})$, it suffices to show that

$$\mathbb{P}\left(\sup_{\alpha \in \mathcal{S}^{m-1}, \theta \in H} |G_n\alpha^\top(\psi_\theta - \psi_{\tilde{\theta}_0})| > 8\epsilon\right) \rightarrow 0.$$

Set $\mathcal{F} = \{\alpha^\top[\psi_\theta(x, y) - \psi_{\tilde{\theta}_0}(x, y)] : \alpha \in \mathcal{S}^{m-1}, \theta \in H\}$. By Assumption (A4), we obtain that

$$\begin{aligned} & |\alpha^\top[\psi_\theta(x, y) - \psi_{\tilde{\theta}_0}(x, y)]| \\ & = |\alpha^\top[\psi(\theta, x, y) - \psi(\tilde{\theta}_0, x, y)]| \\ & = |\alpha^\top \frac{\partial \psi}{\partial \theta}(\tilde{\theta}_0, x, y)(\theta - \tilde{\theta}_0) + \frac{1}{2}(\theta - \tilde{\theta}_0)^\top \{\alpha^\top \frac{\partial \psi}{\partial \theta^\top \partial \theta}(\tilde{\theta}_1, x, y)(\theta - \tilde{\theta}_0)\}| \\ & \leq \|\theta - \tilde{\theta}_0\| \left\| \frac{\partial \psi}{\partial \theta}(\tilde{\theta}_0, x, y) \right\|_2 + m^{3/2} \|\theta - \tilde{\theta}_0\|^2 F_2(x, y) \\ & \leq \|\theta - \tilde{\theta}_0\| \left\{ \left\| \frac{\partial \psi}{\partial \theta}(\tilde{\theta}_0, x, y) \right\|_2 + m^2 \sqrt{(\log n)/n} F_2(x, y) \right\} \end{aligned}$$

where $\tilde{\theta}_1$ lies between θ and $\tilde{\theta}_0$ and $\|\cdot\|_2$ denotes the operator norm of a matrix in the sense that

$$\|A\|_2 = \sup_{\|v\|=1} \|Av\|.$$

Let $F(x, y) = \left\| \frac{\partial \psi}{\partial \theta}(\tilde{\theta}_0, x, y) \right\|_2 + m^2 \sqrt{(\log n)/n} F_2(x, y)$. Next we show that $E|F(X, Y)|^2 < Cm$.

Since $(m \log n)^3/n \rightarrow 0$, it follows that $E[m^2 \sqrt{(\log n)/n} F_2(x, y)]^2 \leq Cm$. It remains to show that $E[\left\| \frac{\partial \psi}{\partial \theta}(\tilde{\theta}_0, x, y) \right\|_2^2] \leq Cm$. According to the arguments of Lemma 3 of Cai et al. (2010), there exists vectors $\{v_j \in \mathbb{S}^{m-1}, 1 \leq j \leq 7^m\}$ such that

$$\|A\|_2 \leq 4 \sup_{1 \leq j \leq 7^m} |v_j^\top Av_j|$$

for any symmetric matrix A . Set $Z_j = v_j^\top \frac{\partial \psi}{\partial \theta}(\tilde{\theta}_0, X, Y) v_j$. Then it follows that

$$E \left\| \frac{\partial \psi}{\partial \theta}(\tilde{\theta}_0, X, Y) \right\|_2^2 \leq 4E \left[\sup_{1 \leq j \leq 7^m} |Z_j|^2 \right] \leq 8E \left[\sup_{1 \leq j \leq 7^m} |Z_j - EZ_j|^2 \right] + 8E \left[\sup_{1 \leq j \leq 7^m} |EZ_j|^2 \right]$$

Note that $EZ_j = -v_j^\top \Sigma v_j$. Thus

$$8E \left[\sup_{1 \leq j \leq 7^m} |EZ_j|^2 \right] \leq C.$$

For the term $E[\sup_{1 \leq j \leq 7^m} |Z_j - EZ_j|^2]$, we have

$$\begin{aligned} E \left[\sup_{1 \leq j \leq 7^m} |Z_j - EZ_j|^2 \right] &= \frac{1}{w} E \log \left\{ \exp \left(\sup_{1 \leq j \leq 7^m} w |Z_j - EZ_j|^2 \right) \right\} \\ &\leq \frac{1}{w} \log E \left\{ \sup_{1 \leq j \leq 7^m} \exp(w |Z_j - EZ_j|^2) \right\} \\ &\leq \frac{1}{w} \log \left\{ \sum_{j=1}^{7^m} E[\exp(w |Z_j - EZ_j|^2)] \right\}. \end{aligned}$$

where w is any positive number. Since $Z_j - EZ_j$ is sub-Gaussian with proxy variance σ^2 , by Lemma 1.3 of Rigollet and Hütter (2017), we obtain that

$$\begin{aligned} E[\exp(w |Z_j - EZ_j|^2)] &= \int_0^\infty \mathbb{P}\{\exp(w |Z_j - EZ_j|^2) > t\} dt \\ &= 1 + \int_1^\infty \mathbb{P}\{|Z_j - EZ_j| > \sqrt{\frac{\log t}{w}}\} dt \\ &\leq 1 + 2 \int_1^\infty \exp\left(-\frac{\log t}{2w\sigma^2}\right) dt \\ &= 1 + 2 \int_1^\infty t^{-\frac{1}{2w\sigma^2}} dt. \end{aligned}$$

For any w with $2w\sigma^2 < 1$, we have $\int_1^\infty t^{-\frac{1}{2w\sigma^2}} dt < \infty$. Then it follows that

$$E \left[\sup_{1 \leq j \leq 7^m} |Z_j - EZ_j|^2 \right] \leq Cm.$$

Thus we obtain $E \left\| \frac{\partial \psi}{\partial \theta}(\tilde{\theta}_0, x, y) \right\|_2^2 \leq Cm$ and then $E|F(X, Y)|^2 < Cm$.

Now we can show that

$$\mathbb{P} \left(\sup_{\alpha \in \mathcal{S}^{m-1}, \theta \in H} |G_n[\alpha^\top (\psi_\theta - \psi_{\tilde{\theta}_0})]| > 8\epsilon \right) \rightarrow 0.$$

Let $N(\epsilon, \mathcal{F}, L_1(Q))$ be the covering number of \mathcal{F} with respect to the seminorm $L_1(Q)$ and let $N(\epsilon, H, \|\cdot\|)$ and $N(\epsilon, \mathcal{S}^{m-1}, \|\cdot\|)$ be the covering number of H and \mathcal{S}^{m-1} respectively, where $\|\cdot\|$ denotes the Frobenious norm. Since

$$|\alpha^\top [\psi_\theta(x, y) - \psi_{\tilde{\theta}_0}(x, y)]| \leq \|\theta - \tilde{\theta}_0\| F(x, y),$$

it follows that

$$N(2\epsilon QF, \mathcal{F}_n, L_1(Q)) \leq N(\epsilon, H, \|\cdot\|) \cdot N(\epsilon, \mathcal{S}^{m-1}, \|\cdot\|).$$

Similar to the arguments of Lemma 1.18 of Rigollet and Hütter (2017), we have

$$N(\epsilon, H, \|\cdot\|) \leq \left(\frac{3}{\epsilon} \sqrt{\frac{m \log n}{n}}\right)^m \quad \text{and} \quad N(\epsilon, \mathcal{S}^{m-1}, \|\cdot\|) \leq \left(\frac{3}{\epsilon}\right)^m,$$

whence

$$N(2\epsilon QF, \mathcal{F}, L_1(Q)) \leq \left(\frac{9}{\epsilon^2} \sqrt{\frac{m \log n}{n}}\right)^m.$$

Let $\epsilon_n = \epsilon/\sqrt{n}$ and $\delta_n = \sqrt{(m \log n)/n}$. Since $\|\theta - \tilde{\theta}_0\| \leq \delta_n$, it follows that

$$\frac{\text{Var}\{P_n[\alpha^\top(\psi_\theta - \psi_{\tilde{\theta}_0})]\}}{(4\epsilon_n)^2} \leq \frac{E[\|\theta - \tilde{\theta}_0\|^2 F(x, y)^2]}{16\epsilon^2} \leq \frac{C(m^2 \log n)/n}{16\epsilon^2} \rightarrow 0.$$

Similar to the arguments of Lemma 2 of Tan and Zhu (2019b), we have

$$\begin{aligned} & \mathbb{P}\left(\sup_{\alpha \in \mathcal{S}^{m-1}, \theta \in H} |G_n[\alpha^\top(\psi_\theta - \psi_{\tilde{\theta}_0})]| > 8\epsilon\right) \\ &= \mathbb{P}\left(\sup_{\alpha \in \mathcal{S}^{m-1}, \theta \in H} |P_n[\alpha^\top(\psi_\theta - \psi_{\tilde{\theta}_0})] - P[\alpha^\top(\psi_\theta - \psi_{\tilde{\theta}_0})]| > 8\epsilon_n\right) \\ &\leq 4E\{2N(\epsilon_n, \mathcal{F}_n, L_1(P_n)) \exp[-\frac{1}{2}n\epsilon_n^2/(\delta_n^2 P_n F^2)] \wedge 1\} \\ &\leq 8E\left\{\left(\frac{36\delta_n(P_n F)^2}{\epsilon_n^2}\right)^m \exp[-\frac{1}{2}n\epsilon_n^2/(\delta_n^2 P_n F^2)] \wedge 1\right\} \\ &\leq 8\left(\frac{36\delta_n \tau_n^2}{\epsilon_n^2}\right)^m \exp\{-\frac{1}{2}n\epsilon_n^2/(\delta_n^2 \tau_n^2)\} + 4\mathbb{P}(P_n F^2 > \tau_n^2). \end{aligned}$$

Let $\tau_n = \sqrt{m \log n}$. Then it follows that

$$\mathbb{P}(P_n F^2 > \tau_n^2) \leq \frac{E(P_n F^2)}{\tau_n^2} = \frac{E[F(X, Y)^2]}{\tau_n^2} \rightarrow 0.$$

Since $(m \log n)^3/n \rightarrow 0$, it follows that

$$\left(\frac{36\delta_n \tau_n^2}{\epsilon_n^2}\right)^m \exp\{-\frac{1}{2}n\epsilon_n^2/(\delta_n^2 \tau_n^2)\} \rightarrow 0.$$

Thus we obtain that $\mathbb{P}(\sup_{\alpha \in \mathcal{S}^{m-1}, \theta \in H} |G_n[\alpha^\top(\psi_\theta - \psi_{\tilde{\theta}_0})]| > 8\epsilon) = o(1)$ and then $G_n[\alpha^\top(\psi_{\hat{\theta}} - \psi_{\tilde{\theta}_0})] = o_p(1)$ uniformly in $\alpha \in \mathcal{S}^{m-1}$.

Note $P_n \psi_{\hat{\theta}} = 0$ and $P \psi_{\tilde{\theta}_0} = 0$. Then it follows that

$$\begin{aligned} G_n(\alpha^\top \psi_{\hat{\theta}}) &= \sqrt{n}(P_n \alpha^\top \psi_{\hat{\theta}} - P \alpha^\top \psi_{\hat{\theta}}) = -\sqrt{n}(P \alpha^\top \psi_{\hat{\theta}} - P \alpha^\top \psi_{\tilde{\theta}_0}) \\ &= G_n(\alpha^\top \psi_{\tilde{\theta}_0}) + G_n[\alpha^\top(\psi_{\hat{\theta}} - \psi_{\tilde{\theta}_0})] = G_n(\alpha^\top \psi_{\tilde{\theta}_0}) + o_p(1) \end{aligned}$$

Thus we obtain $G_n(\alpha^\top \psi_{\tilde{\theta}_0}) = -\sqrt{n}(P\alpha^\top \psi_{\hat{\theta}} - P\alpha^\top \psi_{\tilde{\theta}_0}) + o_p(1)$. Replacing α with $\Sigma^{-1}\alpha$, it follows that

$$\alpha^\top \Sigma^{-1} G_n(\psi_{\tilde{\theta}_0}) = -\sqrt{n}\alpha^\top \Sigma^{-1}(P\psi_{\hat{\theta}} - P\psi_{\tilde{\theta}_0}) + o_p(1).$$

Applying Taylor expansion, we have

$$\begin{aligned} P\psi_{\hat{\theta}} - P\psi_{\tilde{\theta}_0} &= \dot{P}\psi_\theta|_{\theta=\tilde{\theta}_0}(\hat{\theta} - \tilde{\theta}_0) + (\hat{\theta} - \tilde{\theta}_0)^\top (\ddot{P}\psi_\theta|_{\theta=\tilde{\theta}_2})(\hat{\theta} - \tilde{\theta}_0) \\ &= -\Sigma(\hat{\theta} - \tilde{\theta}_0) + (\hat{\theta} - \tilde{\theta}_0)^\top (\ddot{P}\psi_\theta|_{\theta=\tilde{\theta}_2})(\hat{\theta} - \tilde{\theta}_0) \end{aligned}$$

where $\tilde{\theta}_2$ lies between $\hat{\theta}$ and $\tilde{\theta}_0$. According to Assumption 2, we have

$$(\hat{\theta} - \tilde{\theta}_0)^\top (\ddot{P}\psi_\theta|_{\theta=\tilde{\theta}_2})(\hat{\theta} - \tilde{\theta}_0) = \frac{m^{3/2}}{n} O_p(1),$$

whence,

$$\sqrt{n}\alpha^\top (\hat{\theta} - \tilde{\theta}_0) = \alpha^\top \Sigma^{-1} G_n(\psi_{\tilde{\theta}_0}) + \sqrt{\frac{m^3}{n}} O_p(1) + o_p(1).$$

Since $(m^3 \log n)/n \rightarrow 0$, it follows that

$$\alpha^\top (\hat{\theta} - \tilde{\theta}_0) = \frac{1}{n} \sum_{i=1}^n [Y_i - g(\theta, X_i)] \alpha^\top \Sigma^{-1} g'(\theta, X_i) + o_p\left(\frac{1}{\sqrt{n}}\right).$$

Hence we complete the proof. \square

Proof of Theorem 2.3. We use the same arguments for Theorem 2.1. For the linear model, we have $\psi_\theta(X, Y) = X(Y - \theta^\top X)$. Thus

$$\psi_{\tilde{\theta}_0+\zeta}(X, Y) - \psi_{\tilde{\theta}_0}(X, Y) = -XX^\top \zeta,$$

whence

$$P_n(\psi_{\tilde{\theta}_0+\zeta} - \psi_{\tilde{\theta}_0}) - P(\psi_{\tilde{\theta}_0+\zeta} - \psi_{\tilde{\theta}_0}) = -\left(\frac{1}{n} \sum_{i=1}^n X_i X_i^\top - EXX^\top\right) \zeta.$$

Next we show that

$$\left\| \frac{1}{n} \sum_{i=1}^n X_i X_i^\top - EXX^\top \right\|_2 = O_p\left(\sqrt{\frac{p}{n}}\right),$$

where $\|\cdot\|_2$ is the operator norm of a matrix A that is define in the proof of Theorem 2.2. Set $EX = \mu$. Then it follows that

$$\begin{aligned} \frac{1}{n} \sum_{i=1}^n X_i X_i^\top - EXX^\top &= \frac{1}{n} \sum_{i=1}^n (X_i - \mu)(X_i - \mu)^\top - E(X - \mu)(X - \mu)^\top + \\ &\quad \frac{1}{n} \sum_{i=1}^n \mu X_i^\top - \mu\mu^\top + \frac{1}{n} \sum_{i=1}^n X_i \mu^\top - \mu\mu^\top \\ &=: A_1 + A_2 + A_3. \end{aligned}$$

According to the proof of Lemma 3 of Cai et al. (2010), there exist vectors $\{v_j \in \mathbb{S}^{p-1}, 1 \leq j \leq 7^p\}$ such that

$$\|A\|_2 \leq 4 \sup_{1 \leq j \leq 7^p} |v_j^\top A v_j|$$

for any symmetric matrix A , where \mathbb{S}^{p-1} is the unit sphere with respect to the Frobenious norm. Then it follows that

$$\begin{aligned} & \mathbb{P}(\| \frac{1}{n} \sum_{i=1}^n (X_i - \mu)(X_i - \mu)^\top - E(X - \mu)(X - \mu)^\top \|_2 > t) \\ & \leq \mathbb{P}(\sup_{1 \leq j \leq 7^p} | \frac{1}{n} \sum_{i=1}^n v_j^\top (X_i - \mu)(X_i - \mu)^\top v_j - E v_j^\top (X - \mu)(X - \mu)^\top v_j | > t) \\ & = \mathbb{P}(\sup_{1 \leq j \leq 7^p} | \frac{1}{n} \sum_{i=1}^n |v_j^\top (X_i - \mu)|^2 - E |v_j^\top (X - \mu)|^2 | > t). \end{aligned}$$

Note that $v^\top (X - \mu)$ is sub-Gaussian with proxy variance σ^2 . By Lemma 1.12 of Rigollet and Hütter (2017), we obtain that $|v^\top (X - \mu)|^2 - E |v^\top (X - \mu)|^2$ is sub-exponential with parameter $\lambda = 16\sigma^2$. By Bernstein's inequality, see e.g., Theorem 1.13 of Rigollet and Hütter (2017),

$$\mathbb{P}(| \frac{1}{n} \sum_{i=1}^n [v^\top (X_i - \mu)]^2 - E [v^\top (X - \mu)]^2 | > t) < 2 \exp\{-\frac{1}{2} n (\frac{t^2}{\lambda^2} \wedge \frac{t}{\lambda})\},$$

where $a \wedge b = \min(a, b)$. Let $t = \sqrt{p/n} M$ and then $t/\lambda < 1$ for n large enough. Thus $t^2/\lambda^2 < t/\lambda$. Therefore,

$$\begin{aligned} & \mathbb{P}(\| \frac{1}{n} \sum_{i=1}^n (X_i - \mu)(X_i - \mu)^\top - E(X - \mu)(X - \mu)^\top \|_2 > \sqrt{\frac{p}{n}} M) \\ & \leq \sum_{j=1}^{7^p} \mathbb{P}(| \frac{1}{n} \sum_{i=1}^n [v_j^\top (X_i - \mu)]^2 - E [v_j^\top (X - \mu)]^2 | > \sqrt{\frac{p}{n}} M) \\ & \leq 7^p \cdot 2 \exp(-\frac{pM^2}{2\lambda^2}) = 2 \exp\{p(\log 7 - \frac{M^2}{2\lambda^2})\}. \end{aligned}$$

Then $\|A_1\|_2 = O_p(\sqrt{p/n})$.

For the second term A_2 , we have

$$\begin{aligned} & \mathbb{P}(\| \frac{1}{n} \sum_{i=1}^n \mu(X_i - \mu)^\top \|_2 > \sqrt{\frac{p}{n}} M) \\ & \leq \sum_{j=1}^{7^p} \mathbb{P}(| \frac{1}{n} \sum_{i=1}^n v_j^\top \mu(X_i - \mu)^\top v_j | > \sqrt{\frac{p}{n}} M) \\ & = \sum_{j=1}^{7^p} \mathbb{P}(| \frac{1}{n} \sum_{i=1}^n v_j^\top (X_i - \mu) | > \sqrt{\frac{p}{n}} \frac{M}{|v_j^\top \mu|}). \end{aligned}$$

Since $v_j^\top (X_i - \mu)$ is sub-Gaussian with proxy variance σ^2 , by Corollary 1.7 of Rigollet and Hütter (2017), we obtain

$$\mathbb{P}\left(\left|\frac{1}{n} \sum_{i=1}^n v_j^\top (X_i - \mu)\right| > t\right) \leq 2 \exp\left(-\frac{nt^2}{2\sigma^2}\right),$$

whence,

$$\mathbb{P}\left(\left\|\frac{1}{n} \sum_{i=1}^n \mu(X_i - \mu)^\top\right\|_2 > \sqrt{\frac{p}{n}}M\right) \leq 2 \exp\left\{p\left(\log 7 - \frac{M^2}{2\sigma^2|v_j^\top \mu|^2}\right)\right\}.$$

Since $v_j^\top E(X - \mu)(X - \mu)^\top v_j \geq 0$, it follows that $v_j^\top \mu \mu^\top v_j \leq v_j^\top E(XX^\top)v_j$. Note that $\Sigma = E(XX^\top)$. Thus we obtain that

$$|v_j^\top \mu|^2 \leq v_j^\top \Sigma v_j \leq \lambda_{\max}(\Sigma) \leq C.$$

Therefore

$$\mathbb{P}\left(\left\|\frac{1}{n} \sum_{i=1}^n \mu(X_i - \mu)^\top\right\|_2 > \sqrt{\frac{p}{n}}M\right) \leq 2 \exp\left\{p\left(\log 7 - \frac{M^2}{2C\sigma^2}\right)\right\}.$$

Hence $\|A_2\|_2 = O_p(\sqrt{p/n})$. Similarly, we have $\|A_3\|_2 = O_p(\sqrt{p/n})$. Consequently,

$$n\zeta^\top [P_n(\psi_{\tilde{\theta}_0+\zeta} - \psi_{\tilde{\theta}_0}) - P(\psi_{\tilde{\theta}_0+\zeta} - \psi_{\tilde{\theta}_0})] = \sqrt{pn}\|\zeta\|^2 O_p(1).$$

Similar to the arguments for Theorem 2.1, we derive

$$n\zeta^\top P_n \psi_{\tilde{\theta}_0} = \sqrt{pn}\|\zeta\| O_p(1) \quad \text{and} \quad n\zeta^\top P \psi_{\tilde{\theta}_0+\zeta} = -n\zeta^\top \Sigma \zeta.$$

Let $\zeta = \sqrt{p/n}U$. If $p/n \rightarrow 0$, then we have

$$\begin{aligned} \zeta^\top F(\zeta) &= \sqrt{pn}\|\zeta\| O_p(1) - n\zeta^\top \Sigma \zeta + \sqrt{pn}\|\zeta\|^2 O_p(1) \\ &\leq p\|U\| O_p(1) - p\lambda_{\min}(\Sigma)\|U\|^2 + \sqrt{\frac{p^{3/2}}{n}}\|U\|^2 O_p(1) \\ &= p\|U\|\{O_p(1) - \lambda_{\min}(\Sigma)\|U\| + \|U\|o_p(1)\}. \end{aligned}$$

The rest of the proof follows the same arguments for Theorem 2.1. Hence we obtain the norm consistency of $\hat{\theta}$ to $\tilde{\theta}_0$.

Now we derive the uniformly asymptotically linear representation of $\hat{\theta} - \tilde{\theta}_0$. Recall that $\psi_\theta(x, y) = x(y - \theta^\top x)$ and $\Sigma = E(XX^\top)$. Since

$$\psi_\theta(x, y) - \psi_{\tilde{\theta}_0}(x, y) = -xx^\top(\theta - \tilde{\theta}_0),$$

it follows that

$$G_n[\alpha^\top \Sigma^{-1}(\psi_{\hat{\theta}} - \psi_{\tilde{\theta}_0})] = \sqrt{n}\alpha^\top \Sigma^{-1}[P_n(\psi_{\hat{\theta}} - \psi_{\tilde{\theta}_0}) - P(\psi_{\hat{\theta}} - \psi_{\tilde{\theta}_0})]$$

$$= -\sqrt{n}\alpha^\top \Sigma^{-1} \left(\frac{1}{n} \sum_{i=1}^n X_i X_i^\top - \Sigma \right) (\hat{\theta} - \tilde{\theta}_0).$$

Consequently,

$$\begin{aligned} |G_n[\alpha^\top \Sigma^{-1}(\psi_{\hat{\theta}} - \psi_{\tilde{\theta}_0})]| &\leq \sqrt{n} \|\alpha^\top \Sigma^{-1}\| \cdot \left\| \frac{1}{n} \sum_{i=1}^n X_i X_i^\top - \Sigma \right\|_2 \cdot \|\hat{\theta} - \tilde{\theta}_0\| \\ &= O_p\left(\sqrt{\frac{p^2}{n}}\right) = o_p(1). \end{aligned}$$

Thus $G_n[\alpha^\top \Sigma^{-1}(\psi_{\hat{\theta}} - \psi_{\tilde{\theta}_0})] = o_p(1)$ uniformly in $\alpha \in \mathcal{S}^{q-1}$. Note $P_n \psi_{\hat{\theta}} = 0$ and $P \psi_{\tilde{\theta}_0} = 0$. Then we have

$$\begin{aligned} \alpha^\top \Sigma^{-1} G_n \psi_{\hat{\theta}} &= \alpha^\top \Sigma^{-1} G_n \psi_{\tilde{\theta}_0} + o_p(1) = \frac{1}{\sqrt{n}} \sum_{i=1}^n (Y_i - \tilde{\theta}_0^\top X_i) \alpha^\top \Sigma^{-1} X_i + o_p(1) \\ &= -\sqrt{n} \alpha^\top \Sigma^{-1} P(\psi_{\hat{\theta}} - \psi_{\tilde{\theta}_0}) = \sqrt{n} \alpha^\top (\hat{\theta} - \tilde{\theta}_0), \end{aligned}$$

whence,

$$\sqrt{n} \alpha^\top (\hat{\theta} - \tilde{\theta}_0) = \alpha^\top \Sigma^{-1} \frac{1}{\sqrt{n}} \sum_{i=1}^n (Y_i - \tilde{\theta}_0^\top X_i) X_i + o_p(1).$$

Hence we complete the proof. \square

Proof of Theorem 3.1. This proof is similar to that for proving Proposition 3 in Tan and Zhu (2019a). Thus we omit the details here.

Proof of Theorem 4.1. Under the null hypothesis, Theorem 3.1 shows that $\mathbb{P}(\hat{q} = d) \rightarrow 1$. Thus we only need to work on the event $\{\hat{q} = d\}$. Recall that

$$\hat{V}_n^1(t) = \frac{1}{\sqrt{n}} \sum_{j=1}^n [Y_j - g(\hat{\beta}^\top X_j, \hat{\vartheta})] [\cos(t^\top \hat{\mathfrak{B}}^\top X_j) + \sin(t^\top \hat{\mathfrak{B}}^\top X_j)].$$

Here $t \in \mathbb{R}^{2d}$ and $\hat{\mathfrak{B}} = (\hat{\beta}, \hat{\mathbf{B}}) \in \mathbb{R}^{p \times 2d}$ is a random matrix. Let $\hat{\theta} = [\text{vec}(\hat{\beta})^\top, \hat{\vartheta}^\top]^\top$ as we have defined before. Then we rewrite $\hat{V}_n^1(t)$ as

$$\hat{V}_n^1(t) = \frac{1}{\sqrt{n}} \sum_{j=1}^n [Y_j - g(\hat{\theta}, X_j)] [\cos(t^\top \hat{\mathfrak{B}}^\top X_j) + \sin(t^\top \hat{\mathfrak{B}}^\top X_j)].$$

In the following we decompose the proof into three steps.

Step 1. To show that

$$\hat{V}_n^1(t) = V_n^1(t) + R_n(t) \quad \text{and} \quad \int_{\mathbb{R}^2} |R_n(t)|^2 \varphi(t) dt = o_p(1).$$

Here $R_n(t)$ is a remainder and

$$V_n^1(t) = \frac{1}{\sqrt{n}} \sum_{j=1}^n \varepsilon_j [\cos(t^\top \mathfrak{B}_0^\top X_j) + \sin(t^\top \mathfrak{B}_0^\top X_j)] - M(t)^\top \Sigma^{-1} \frac{1}{\sqrt{n}} \sum_{j=1}^n \varepsilon_j g'(\theta_0, X_j) X_j$$

with $\mathfrak{B}_0 = (\beta_0, \mathbf{B})$ and $M(t) = E\{g'(\theta_0, X)[\cos(t^\top \mathfrak{B}_0^\top X) + \sin(t^\top \mathfrak{B}_0^\top X)]\}$.

Decompose $\hat{V}_n^1(t)$ as

$$\begin{aligned} \hat{V}_n^1(t) &= \frac{1}{\sqrt{n}} \sum_{j=1}^n \varepsilon_j [\cos(t^\top \hat{\mathfrak{B}}^\top X_j) + \sin(t^\top \hat{\mathfrak{B}}^\top X_j)] \\ &\quad - \frac{1}{\sqrt{n}} \sum_{j=1}^n [g(\hat{\theta}, X_j) - g(\theta_0, X_j)] [\cos(t^\top \hat{\mathfrak{B}}^\top X_j) + \sin(t^\top \hat{\mathfrak{B}}^\top X_j)] \\ &= \frac{1}{\sqrt{n}} \sum_{j=1}^n \varepsilon_j [\cos(t^\top \mathfrak{B}_0^\top X_j) + \sin(t^\top \mathfrak{B}_0^\top X_j)] \\ &\quad + \frac{1}{\sqrt{n}} \sum_{j=1}^n \varepsilon_j [\cos(t^\top \hat{\mathfrak{B}}^\top X_j) - \cos(t^\top \mathfrak{B}_0^\top X_j) + \sin(t^\top \hat{\mathfrak{B}}^\top X_j) - \sin(t^\top \mathfrak{B}_0^\top X_j)] \\ &\quad - \frac{1}{\sqrt{n}} \sum_{j=1}^n [g(\hat{\theta}, X_j) - g(\theta_0, X_j)] [\cos(t^\top \mathfrak{B}_0^\top X_j) + \sin(t^\top \mathfrak{B}_0^\top X_j)] \\ &\quad - \frac{1}{\sqrt{n}} \sum_{j=1}^n [g(\hat{\theta}, X_j) - g(\theta_0, X_j)] [\cos(t^\top \hat{\mathfrak{B}}^\top X_j) - \cos(t^\top \mathfrak{B}_0^\top X_j) + \sin(t^\top \hat{\mathfrak{B}}^\top X_j) - \sin(t^\top \mathfrak{B}_0^\top X_j)] \\ &=: V_{n1}(t) + V_{n2}(t) - V_{n3}(t) - V_{n4}(t), \end{aligned}$$

First we show that

$$\int_{\mathbb{R}^2} V_{n2}(t)^2 \varphi(t) dt = o_p(1) \quad \text{and} \quad \int_{\mathbb{R}^2} V_{n4}(t)^2 \varphi(t) dt = o_p(1).$$

Decompose further $V_{n2}(t)$ as

$$\begin{aligned} V_{n2}(t) &= \frac{1}{\sqrt{n}} \sum_{j=1}^n \varepsilon_j [\cos(t^\top \hat{\mathfrak{B}}^\top X_j) - \cos(t^\top \mathfrak{B}_0^\top X_j)] + \\ &\quad \frac{1}{\sqrt{n}} \sum_{j=1}^n \varepsilon_j [\sin(t^\top \hat{\mathfrak{B}}^\top X_j) - \sin(t^\top \mathfrak{B}_0^\top X_j)] \\ &=: V_{n21}(t) + V_{n22}(t) \end{aligned}$$

For the term $V_{n21}(t)$, by Taylor expansion, we have

$$V_{n21}(t) = -\frac{1}{\sqrt{n}} \sum_{j=1}^n \varepsilon_j (t^\top \hat{\mathfrak{B}}^\top X_j - t^\top \mathfrak{B}_0^\top X_j) \sin(t^\top \mathfrak{B}_0^\top X_j)$$

$$\begin{aligned}
& -\frac{1}{2\sqrt{n}} \sum_{j=1}^n \varepsilon_j (t^\top \hat{\mathfrak{B}}^\top X_j - t^\top \mathfrak{B}_0^\top X_j)^2 \cos(t^\top \mathfrak{B}_0^\top X_j) \\
& + \frac{1}{6\sqrt{n}} \sum_{j=1}^n \varepsilon_j (t^\top \hat{\mathfrak{B}}^\top X_j - t^\top \mathfrak{B}_0^\top X_j)^3 \sin(t^\top \mathfrak{B}_1^\top X_j) \\
& =: -V_{n211}(t) - V_{n212}(t) + V_{n213}(t)
\end{aligned}$$

where \mathfrak{B}_1 lies between $\hat{\mathfrak{B}}$ and \mathfrak{B}_0 . Then it follows that

$$\int_{\mathbb{R}^{2d}} |V_{n211}(t)|^2 \varphi(t) dt \leq \|\hat{\mathfrak{B}} - \mathfrak{B}_0\|^2 \int_{\mathbb{R}^{2d}} \|t\|^2 \cdot \left\| \frac{1}{\sqrt{n}} \sum_{j=1}^n \varepsilon_j \sin(t^\top \mathfrak{B}_0^\top X_j) X_j \right\|^2 \varphi(t) dt.$$

Note that

$$\begin{aligned}
& E \left\{ \int_{\mathbb{R}^{2d}} \|t\|^2 \left\| \frac{1}{\sqrt{n}} \sum_{j=1}^n \varepsilon_j \sin(t^\top \mathfrak{B}_0^\top X_j) X_j \right\|^2 \varphi(t) dt \right\} \\
& = \int_{\mathbb{R}^{2d}} \|t\|^2 E \left\{ \left\| \frac{1}{\sqrt{n}} \sum_{j=1}^n \varepsilon_j \sin(t^\top \mathfrak{B}_0^\top X_j) X_j \right\|^2 \right\} \varphi(t) dt \\
& = \int_{\mathbb{R}^{2d}} \|t\|^2 E \{ \|X\|^2 \varepsilon^2 \sin^2(t^\top \mathfrak{B}_0^\top X) \} \varphi(t) dt \leq Cp.
\end{aligned}$$

Consequently, we obtain that

$$\int_{\mathbb{R}^{2d}} |V_{n211}|^2 \varphi(t) dt = \frac{p^2}{n} O_p(1) = o_p(1).$$

Similarly, we can obtain

$$\int_{\mathbb{R}^{2d}} |V_{n212}(t)|^2 \varphi(t) dt = \frac{p^4}{n^2} O_p(1) = o_p(1).$$

For the third term $V_{n213}(t)$ in $V_{n21}(t)$, we have

$$\begin{aligned}
\int_{\mathbb{R}^{2d}} |V_{n213}(t)|^2 \varphi(t) dt & = \int_{\mathbb{R}^{2d}} \left| \frac{1}{\sqrt{n}} \sum_{j=1}^n \varepsilon_j (t^\top \hat{\mathfrak{B}}^\top X_j - t^\top \mathfrak{B}_0^\top X_j)^3 \sin(t^\top \mathfrak{B}_1^\top X_j) \right|^2 \varphi(t) dt \\
& \leq \int_{\mathbb{R}^{2d}} \left\{ \frac{1}{\sqrt{n}} \sum_{j=1}^n |\varepsilon_j| \cdot |t^\top \hat{\mathfrak{B}}^\top X_j - t^\top \mathfrak{B}_0^\top X_j|^3 \right\}^2 \varphi(t) dt \\
& \leq \|\hat{\mathfrak{B}} - \mathfrak{B}_0\|^6 \cdot \int_{\mathbb{R}^{2d}} \|t\|^6 \varphi(t) dt \cdot \left\{ \frac{1}{\sqrt{n}} \sum_{j=1}^n |\varepsilon_j| \|X_j\|^3 \right\}^2.
\end{aligned}$$

Since $E|\varepsilon_j|^8 < C$ and $E|X_{ji}|^8 < C$ for $1 \leq i \leq p$, it follows that

$$E \left\{ \frac{1}{\sqrt{n}} \sum_{j=1}^n |\varepsilon_j| \|X_j\|^3 \right\}^2 < Cnp^3.$$

Combining this with $\|\hat{\mathfrak{B}} - \mathfrak{B}_0\| = O_p(\sqrt{p/n})$, we obtain

$$\int_{\mathbb{R}^{2d}} |V_{n213}(t)|^2 \varphi(t) dt = \frac{p^6}{n^2} O_p(1) = o_p(1).$$

Consequently, we have $\int_{\mathbb{R}^{2d}} |V_{n21}(t)|^2 \varphi(t) dt = o_p(1)$. By the same arguments for the term V_{n22} , we have $\int_{\mathbb{R}^{2d}} |V_{n22}(t)|^2 \varphi(t) dt = o_p(1)$. Then it follows that

$$\int_{\mathbb{R}^{2d}} |V_{n2}(t)|^2 \varphi(t) dt = o_p(1).$$

Now we consider the term $\int_{\mathbb{R}^{2d}} V_{n4}(t)^2 \varphi(t) dt$. Decompose $V_{n4}(t)$ as follows,

$$\begin{aligned} V_{n4}(t) &= \frac{1}{\sqrt{n}} \sum_{j=1}^n [g(\hat{\theta}, X_j) - g(\theta_0, X_j)] [\cos(t^\top \hat{\mathfrak{B}}^\top X_j) - \cos(t^\top \mathfrak{B}_0^\top X_j)] + \\ &\quad \frac{1}{\sqrt{n}} \sum_{j=1}^n [g(\hat{\theta}, X_j) - g(\theta_0, X_j)] [\sin(t^\top \hat{\mathfrak{B}}^\top X_j) - \sin(t^\top \mathfrak{B}_0^\top X_j)] \\ &=: V_{n41}(t) + V_{n42}(t) \end{aligned}$$

By Taylor expansion, we have

$$\begin{aligned} V_{n41}(t) &= \frac{1}{\sqrt{n}} \sum_{j=1}^n [(\hat{\theta} - \theta_0)^\top g'(\theta_0, X_j) + \frac{1}{2}(\hat{\theta} - \theta_0)^\top g''(\theta_1, X_j)(\hat{\theta} - \theta_0)] \times \\ &\quad [-t^\top (\hat{\mathfrak{B}} - \mathfrak{B}_0)^\top X_j \sin(t^\top \mathfrak{B}_0^\top X_j) - \frac{1}{2}(t^\top \hat{\mathfrak{B}}^\top X_j - t^\top \mathfrak{B}_0^\top X_j)^2 \sin(t^\top \mathfrak{B}_1^\top X_j)] \\ &= -\frac{1}{\sqrt{n}} \sum_{j=1}^n (\hat{\theta} - \theta_0)^\top g'(\theta_0, X_j) X_j^\top \sin(t^\top \mathfrak{B}_0^\top X_j) (\hat{\mathfrak{B}} - \mathfrak{B}_0) t \\ &\quad - \frac{1}{2\sqrt{n}} \sum_{j=1}^n (\hat{\theta} - \theta_0)^\top g''(\theta_1, X_j) (\hat{\theta} - \theta_0) t^\top (\hat{\mathfrak{B}} - \mathfrak{B}_0)^\top X_j \sin(t^\top \mathfrak{B}_0^\top X_j) \\ &\quad - \frac{1}{2\sqrt{n}} \sum_{j=1}^n (\hat{\theta} - \theta_0)^\top g'(\theta_0, X_j) (t^\top \hat{\mathfrak{B}}^\top X_j - t^\top \mathfrak{B}_0^\top X_j)^2 \sin(t^\top \mathfrak{B}_1^\top X_j) \\ &\quad - \frac{1}{4\sqrt{n}} \sum_{j=1}^n (\hat{\theta} - \theta_0)^\top g''(\theta_1, X_j) (\hat{\theta} - \theta_0) (t^\top \hat{\mathfrak{B}}^\top X_j - t^\top \mathfrak{B}_0^\top X_j)^2 \sin(t^\top \mathfrak{B}_1^\top X_j) \\ &=: -V_{n411}(t) - V_{n412}(t) - V_{n413}(t) - V_{n414}(t), \end{aligned}$$

where θ_1 lies between $\hat{\theta}$ and θ_0 and \mathfrak{B}_1 lies between $\hat{\mathfrak{B}}$ and \mathfrak{B}_0 . By the same arguments as that for the term V_{n213} , we have

$$\int_{\mathbb{R}^{2d}} |V_{n41k}|^2 \varphi(t) dt = o_p(1), \quad \text{for } j = 2, 3, 4.$$

For the term V_{n411} , set

$$M_1(t) = E[g'(\theta_0, X) X^\top \sin(t^\top \mathfrak{B}_0^\top X)].$$

Then we have

$$\begin{aligned}
& \int_{\mathbb{R}^{2d}} |V_{n411}(t)|^2 \varphi(t) dt \\
& \leq 2n \int_{\mathbb{R}^{2d}} |(\hat{\theta} - \theta_0)^\top \{ \frac{1}{n} \sum_{j=1}^n g'(\theta_0, X_j) X_j^\top \sin(t^\top \mathfrak{B}_0^\top X_j) - M_1(t) \}|^2 \times \\
& \quad (\hat{\mathfrak{B}} - \mathfrak{B}_0)^\top t|^2 \varphi(t) dt + 2n \int_{\mathbb{R}^{2d}} |(\hat{\theta} - \theta_0)^\top M_1(t) (\hat{\mathfrak{B}} - \mathfrak{B}_0)^\top t|^2 \varphi(t) dt \\
& \leq 2n \|\hat{\theta} - \theta_0\|^2 \|\hat{\mathfrak{B}} - \mathfrak{B}_0\|^2 \int_{\mathbb{R}^{2d}} \left\| \frac{1}{n} \sum_{j=1}^n g'(\theta_0, X_j) X_j^\top \sin(t^\top \mathfrak{B}_0^\top X_j) - M_1(t) \right\|^2 \times \\
& \quad \|t\|^2 \varphi(t) dt + Cn \|\hat{\theta} - \theta_0\|^2 \|\hat{\mathfrak{B}} - \mathfrak{B}_0\|^2.
\end{aligned}$$

Note that

$$\begin{aligned}
& E \left(\int_{\mathbb{R}^{2d}} \left\| \frac{1}{n} \sum_{j=1}^n g'(\theta_0, X_j) X_j^\top \sin(t^\top \mathfrak{B}_0^\top X_j) - M_1(t) \right\|^2 \|t\|^2 \varphi(t) dt \right) \\
& = \sum_{k=1}^m \sum_{l=1}^p \int_{\mathbb{R}^{2d}} E \left| \frac{1}{n} \sum_{j=1}^n g'_k(\theta_0, X_j) X_{jl} \sin(t^\top \mathfrak{B}_0^\top X_j) - M_{1kl}(t) \right|^2 \|t\|^2 \varphi(t) dt \\
& \leq \frac{1}{n} \sum_{k=1}^m \sum_{l=1}^p E |g'_k(\theta_0, X_j) X_{jl}|^2 \leq C \frac{p^2}{n}.
\end{aligned}$$

Thus we obtain $\int_{\mathbb{R}^{2d}} |V_{n411}(t)|^2 \varphi(t) dt = (p^2/n) O_p(1) = o_p(1)$ and then $\int_{\mathbb{R}^{2d}} |V_{n41}(t)|^2 \varphi(t) dt = o_p(1)$. The same arguments show that $\int_{\mathbb{R}^{2d}} |V_{n42}(t)|^2 \varphi(t) dt = o_p(1)$. Hence we have

$$\int_{\mathbb{R}^{2d}} |V_{n4}(t)|^2 \varphi(t) dt = o_p(1).$$

For the term $V_{n3}(t)$, recall that

$$V_{n3}(t) = \frac{1}{\sqrt{n}} \sum_{j=1}^n [g(\hat{\theta}, X_j) - g(\theta_0, X_j)] [\cos(t^\top \mathfrak{B}_0^\top X_j) + \sin(t^\top \mathfrak{B}_0^\top X_j)].$$

Decompose $V_{n3}(t)$ as follows,

$$\begin{aligned}
V_{n3}(t) & = \frac{1}{\sqrt{n}} \sum_{j=1}^n (\hat{\theta} - \theta_0)^\top g'(\theta_0, X_j) [\cos(t^\top \mathfrak{B}_0^\top X_j) + \sin(t^\top \mathfrak{B}_0^\top X_j)] \\
& \quad + \frac{1}{2\sqrt{n}} \sum_{j=1}^n (\hat{\theta} - \theta_0)^\top g''(\theta_0, X_j) (\hat{\theta} - \theta_0) [\cos(t^\top \mathfrak{B}_0^\top X_j) + \sin(t^\top \mathfrak{B}_0^\top X_j)] \\
& \quad + \frac{1}{6\sqrt{n}} \sum_{j=1}^n (\hat{\theta} - \theta_0)^\top [(\hat{\theta} - \theta_0)^\top g'''(\theta_0, X_j) (\hat{\theta} - \theta_0)] [\cos(t^\top \mathfrak{B}_0^\top X_j) + \sin(t^\top \mathfrak{B}_0^\top X_j)]
\end{aligned}$$

$$=: V_{n31}(t) + \frac{1}{2}V_{n32}(t) + \frac{1}{6}V_{n33}(t),$$

where θ_2 lies between $\hat{\theta}$ and θ_0 . Similar to the arguments as that for V_{n213} and V_{n411} , we have

$$\begin{aligned} \int_{\mathbb{R}^{2d}} |V_{n33}(t)|^2 \varphi(t) dt &= \frac{p^6}{n^2} O_p(1) = o_p(1); \\ \int_{\mathbb{R}^{2d}} |V_{n32}(t)|^2 \varphi(t) dt &= \frac{p^2}{n} O_p(1) = o_p(1); \end{aligned}$$

For the first term $V_{n31}(t)$ in $V_{n3}(t)$, recall that

$$M(t) = E\{g'(\theta_0, X)[\cos(t^\top \mathfrak{B}_0^\top X) + \sin(t^\top \mathfrak{B}_0^\top X)]\}.$$

Then it follows that

$$\begin{aligned} V_{n31}(t) &= \sqrt{n}(\hat{\theta} - \theta_0)^\top \left\{ \frac{1}{n} \sum_{j=1}^n g'(\theta_0, X_j)[\cos(t^\top \mathfrak{B}_0^\top X_j) + \sin(t^\top \mathfrak{B}_0^\top X_j)] - M(t) \right\} \\ &\quad \sqrt{n}(\hat{\theta} - \theta_0)^\top M(t) \\ &=: V_{n311}(t) + \sqrt{n}(\hat{\theta} - \theta_0)^\top M(t). \end{aligned}$$

Note that

$$\begin{aligned} &\int_{\mathbb{R}^{2d}} |V_{n311}(t)|^2 \varphi(t) dt \\ &\leq n \|\hat{\theta} - \theta_0\|^2 \int_{\mathbb{R}^{2d}} \left\| \frac{1}{n} \sum_{j=1}^n g'(\theta_0, X_j)[\cos(t^\top \mathfrak{B}_0^\top X_j) + \sin(t^\top \mathfrak{B}_0^\top X_j)] - M(t) \right\|^2 \varphi(t) dt \end{aligned}$$

and

$$\begin{aligned} &E \left(\int_{\mathbb{R}^{2d}} \left\| \frac{1}{n} \sum_{j=1}^n g'(\theta_0, X_j)[\cos(t^\top \mathfrak{B}_0^\top X_j) + \sin(t^\top \mathfrak{B}_0^\top X_j)] - M(t) \right\|^2 \varphi(t) dt \right) \\ &= \int_{\mathbb{R}^{2d}} E \left\{ \left\| \frac{1}{n} \sum_{j=1}^n g'(\theta_0, X_j)[\cos(t^\top \mathfrak{B}_0^\top X_j) + \sin(t^\top \mathfrak{B}_0^\top X_j)] - M(t) \right\|^2 \right\} \varphi(t) dt \\ &= \sum_{k=1}^m \int_{\mathbb{R}^{2d}} E \left\{ \left| \frac{1}{n} \sum_{j=1}^n g'_k(\theta_0, X_j)[\cos(t^\top \mathfrak{B}_0^\top X_j) + \sin(t^\top \mathfrak{B}_0^\top X_j)] - M_k(t) \right|^2 \right\} \varphi(t) dt \\ &\leq \frac{1}{n} \sum_{k=1}^m E |g'_k(\theta_0, X)|^2 \leq C \frac{p}{n}. \end{aligned}$$

Thus we obtain that

$$\int_{\mathbb{R}^{2d}} |V_{n311}(t)|^2 \varphi(t) dt = \frac{p^2}{n} O_p(1) = o_p(1).$$

By Theorem 2.2, we have

$$\sqrt{n}M(t)^\top (\hat{\theta} - \theta_0) = M(t)^\top \Sigma^{-1} \frac{1}{\sqrt{n}} \sum_{j=1}^n \varepsilon_j g'(\theta_0, X_j) + o_p(1),$$

where $o_p(1)$ is uniformly in t . Altogether we obtain

$$\begin{aligned}\hat{V}_n^1(t) &= \frac{1}{\sqrt{n}} \sum_{j=1}^n \varepsilon_j [\cos(t^\top \mathfrak{B}_0^\top X_j) + \sin(t^\top \mathfrak{B}_0^\top X_j)] \\ &\quad + M(t)^\top \Sigma^{-1} \frac{1}{\sqrt{n}} \sum_{j=1}^n \varepsilon_j g'(\theta_0, X_j) + R_n(t) \\ &=: V_n^1(t) + R_n(t),\end{aligned}$$

where the remainder $R_n(t)$ satisfies $\int_{\mathbb{R}^{2d}} |R_n(t)|^2 \varphi(t) dt = o_p(1)$.

Step 2. In this step we will show that

$$V_n^1(t) \longrightarrow V_\infty^1(t) \quad \text{in distribution in the space } \mathbb{C}(\Gamma),$$

where Γ is any compact subset in \mathbb{R}^{2d} , $\mathbb{C}(\Gamma)$ is the space of real-valued continuous functions on Γ , and $V_\infty^1(t)$ is a zero-mean Gaussian process with a covariance function $\psi(s, t)$. By the Continuous Mapping Theorem, we obtain

$$\int_{\Gamma} |V_n^1(t)|^2 \varphi(t) dt \longrightarrow \int_{\Gamma} |V_\infty^1(t)|^2 \varphi(t) dt \quad \text{in distribution.}$$

First we show that $V_n^1(t)$ is asymptotically tight. Recall that

$$V_n^1(t) = \frac{1}{\sqrt{n}} \sum_{j=1}^n \varepsilon_j [\cos(t^\top \mathfrak{B}_0^\top X_j) + \sin(t^\top \mathfrak{B}_0^\top X_j)] - M(t)^\top \Sigma^{-1} \frac{1}{\sqrt{n}} \sum_{j=1}^n \varepsilon_j g'(\theta_0, X_j).$$

For any $s, t \in \Gamma$, we have

$$\begin{aligned}& E|V_n^1(s) - V_n^1(t)|^2 \\ &\leq 3E \left| \frac{1}{\sqrt{n}} \sum_{j=1}^n \varepsilon_j [\cos(s^\top \mathfrak{B}_0^\top X_j) - \cos(t^\top \mathfrak{B}_0^\top X_j)] \right|^2 + \\ &\quad 3E \left| \frac{1}{\sqrt{n}} \sum_{j=1}^n \varepsilon_j [\sin(s^\top \mathfrak{B}_0^\top X_j) - \sin(t^\top \mathfrak{B}_0^\top X_j)] \right|^2 + \\ &\quad 3E \left| [M(s) - M(t)]^\top \Sigma^{-1} \frac{1}{\sqrt{n}} \sum_{j=1}^n \varepsilon_j g'(\theta_0, X_j) \right|^2 \\ &= 3E[\varepsilon[\cos(s^\top \mathfrak{B}_0^\top X) - \cos(t^\top \mathfrak{B}_0^\top X)]]^2 + \\ &\quad 3E[\varepsilon[\sin(s^\top \mathfrak{B}_0^\top X) - \sin(t^\top \mathfrak{B}_0^\top X)]]^2 + \\ &\quad 3[M(s) - M(t)]^\top \Sigma^{-1} E[\varepsilon^2 g'(\theta_0, X) g'(\theta_0, X)^\top] \Sigma^{-1} [M(s) - M(t)] \\ &\leq 6E[\varepsilon^2 (s^\top \mathfrak{B}_0^\top X - t^\top \mathfrak{B}_0^\top X)^2] + C \|M(s) - M(t)\|^2 \\ &\leq 6\|s - t\|^2 E[\varepsilon^2 \|\mathfrak{B}_0^\top X\|^2] + C \left\| \frac{\partial M}{\partial t}(\xi)(s - t) \right\|^2,\end{aligned}$$

where ξ lies between s and t . Note that

$$\frac{\partial M}{\partial t}(\xi) = E\{g'(\theta_0, X)[\cos(\xi^\top \mathfrak{B}_0^\top X) - \sin(\xi^\top \mathfrak{B}_0^\top X)]X^\top \mathfrak{B}_0\}.$$

Thus we have

$$\left\| \frac{\partial M}{\partial t}(\xi)(s-t) \right\|^2 \leq C \|s-t\|^2.$$

By condition (B1), we have $E[\varepsilon^2 \|\mathfrak{B}_0^\top X\|^2] \leq C$. Then it follows that

$$E|V_n^1(s) - V_n^1(t)|^2 \leq C \|s-t\|^2.$$

By Theorem 12.3 of Billingsley (1968), we obtain that $V_n^1(t)$ is asymptotically tight.

Next we consider the convergence of finite-dimensional distributions of $V_n^1(t)$. Putting

$$Z_{nj}(t) = \frac{1}{\sqrt{n}} \varepsilon_j [\cos(t^\top \mathfrak{B}_0^\top X_j) + \sin(t^\top \mathfrak{B}_0^\top X_j) - M(t)^\top \Sigma^{-1} g'(\theta_0, X_j)].$$

For any $t_1, \dots, t_m \in \Gamma$, let $Z_{nj} = [Z_{nj}(t_1), \dots, Z_{nj}(t_m)]^\top$. For any $\delta > 0$, following the same arguments in Theorem 3.1 of Tan and Zhu (2019a), we obtain that

$$\sum_{j=1}^n E[\|Z_{nj}\|^2 I(\|Z_{nj}\| > \delta)] = O(\sqrt{p^3/n}) = o(1).$$

For the covariance matrix $\sum_{j=1}^n \text{Cov}(Z_{nj})$, we only need to calculate $\sum_{j=1}^n \text{Cov}\{Z_{nj}(s), Z_{nj}(t)\}$.

It is easy to see that

$$\begin{aligned} & \sum_{j=1}^n \text{Cov}\{Z_{nj}(s), Z_{nj}(t)\} \\ = & E\{\varepsilon^2 [\cos((s-t)^\top \mathfrak{B}_0^\top X) + \sin((s+t)^\top \mathfrak{B}_0^\top X)]\} - \\ & M(t)^\top \Sigma^{-1} E\{\varepsilon^2 [\cos(s^\top \mathfrak{B}_0^\top X) + \sin(s^\top \mathfrak{B}_0^\top X)]g'(\theta_0, X)\} - \\ & M(s)^\top \Sigma^{-1} E\{\varepsilon^2 [\cos(t^\top \mathfrak{B}_0^\top X) + \sin(t^\top \mathfrak{B}_0^\top X)]g'(\theta_0, X)\} + \\ & M(s)^\top \Sigma^{-1} E[\varepsilon^2 g'(\theta_0, X)g'(\theta_0, X)^\top] \Sigma^{-1} M(t). \end{aligned}$$

Note that $\sum_{j=1}^n \text{Cov}[Z_{nj}(s), Z_{nj}(t)] = K_n(s, t)$ and $K_n(s, t) \rightarrow K(s, t)$ point-wisely in (s, t) . Then it follows that Z_{nj} satisfies conditions of Lindeberg-Feller Central limit theorem and then convergence of finite-dimensional distribution of $V_n^1(t)$ holds. Hence we obtain that

$$V_n^1(t) \longrightarrow V_\infty^1(t) \quad \text{in distribution in the space } \mathbb{C}(\Gamma),$$

whence

$$\int_\Gamma |V_n^1(t)|^2 \varphi(t) dt \longrightarrow \int_\Gamma |V_\infty^1(t)|^2 \varphi(t) dt \quad \text{in distribution.}$$

Step 3. In this step we will show that

$$\int_{\mathbb{R}^{2d}} |V_n^1(t)|^2 \varphi(t) dt \longrightarrow \int_{\mathbb{R}^{2d}} |V_\infty^1(t)|^2 \varphi(t) dt \quad \text{in distribution.}$$

Fix $\varepsilon > 0$. As $\int_{\mathbb{R}^{2d}} K(t, t) \varphi(t) dt < \infty$, there exists a compact subset $\Gamma \subset \mathbb{R}^{2d}$ such that

$$\int_{\Gamma^c} K(t, t) \varphi(t) dt < \frac{\varepsilon^2}{2},$$

where Γ^c is the complementary set of Γ in \mathbb{R}^{2d} . Note that $K(t, t) = E|V_\infty^1(t)|^2$. Then it follows that

$$E \left(\int_{\Gamma^c} V_\infty^1(t)^2 \varphi(t) dt \right) = \int_{\Gamma^c} E|V_\infty^1(t)|^2 \varphi(t) dt < \frac{\varepsilon^2}{2}.$$

Recall that

$$E|V_n^1(t)|^2 = K_n(t, t) \quad \text{and} \quad K_n(t, t) \longrightarrow K(t, t).$$

Then it follows that

$$E \left(\int_{\Gamma^c} V_n^1(t)^2 \varphi(t) dt \right) = \int_{\Gamma^c} K_n(t, t) \varphi(t) dt \longrightarrow \int_{\Gamma^c} K(t, t) \varphi(t) dt < \frac{\varepsilon^2}{2},$$

whence

$$E \left(\int_{\Gamma^c} V_n^1(t)^2 \varphi(t) dt \right) < \varepsilon^2, \quad \text{for } n \text{ large enough.}$$

Putting

$$\begin{aligned} V_{n1}^1 &= \int_{\Gamma^c} V_n^1(t)^2 \varphi(t) dt, & V_{n2}^1 &= \int_{\Gamma} V_n^1(t)^2 \varphi(t) dt, \\ V_1 &= \int_{\Gamma^c} V_\infty^1(t)^2 \varphi(t) dt, & V_2 &= \int_{\Gamma} V_\infty^1(t)^2 \varphi(t) dt. \end{aligned}$$

Thus we have $E(V_1) < \varepsilon^2/2$, $E(V_{n1}^1) < \varepsilon^2$ for n large enough, and $V_{n2}^1 \rightarrow V_2$ in distribution.

Then it follows that

$$\begin{aligned} & \mathbb{P}(V_1 + V_2 \leq t - \varepsilon) - \varepsilon \\ & \leq \mathbb{P}(V_2 \leq t - \varepsilon) - \varepsilon \\ & = \liminf_{n \rightarrow \infty} \mathbb{P}(V_{n2}^1 \leq t - \varepsilon) - \varepsilon \\ & = \liminf_{n \rightarrow \infty} \{ \mathbb{P}(V_{n1}^1 + V_{n2}^1 \leq t) + \mathbb{P}(V_{n1}^1 \geq \varepsilon) \} - \varepsilon \\ & \leq \liminf_{n \rightarrow \infty} \mathbb{P}(V_{n1}^1 + V_{n2}^1 \leq t) + \varepsilon - \varepsilon, \quad \text{for } n \text{ large enough} \\ & \leq \limsup_{n \rightarrow \infty} \mathbb{P}(V_{n1}^1 + V_{n2}^1 \leq t) \\ & \leq \limsup_{n \rightarrow \infty} \mathbb{P}(V_{n2}^1 \leq t) \\ & \leq \mathbb{P}(V_2 \leq t) \\ & \leq \mathbb{P}(V_1 + V_2 \leq t + \varepsilon) + \mathbb{P}(V_1 \geq \varepsilon) \end{aligned}$$

$$\leq \mathbb{P}(V_1 + V_2 \leq t + \varepsilon) + \frac{\varepsilon}{2}$$

Let ε tend to zero, we obtain that

$$\lim_{n \rightarrow \infty} \mathbb{P}(V_{n1}^1 + V_{n2}^1 \leq t) = \mathbb{P}(V_1 + V_2 \leq t).$$

Consequently,

$$\int_{\mathbb{R}^{2d}} |V_n^1(t)|^2 \varphi(t) dt \longrightarrow \int_{\mathbb{R}^{2d}} |V_\infty^1(t)|^2 \varphi(t) dt \quad \text{in distribution.}$$

In *Step 1* we have shown

$$\hat{V}_n^1(t) = V_n^1(t) + R_n(t) \quad \text{and} \quad \int_{\mathbb{R}^{2d}} |R_n(t)|^2 \varphi(t) dt = o_p(1).$$

Thus we have

$$\int_{\mathbb{R}^{2d}} |\hat{V}_n^1(t)|^2 \varphi(t) dt \longrightarrow \int_{\mathbb{R}^{2d}} |V_\infty^1(t)|^2 \varphi(t) dt \quad \text{in distribution.}$$

Hence we complete the proof. \square

Proof of Theorem 4.2. The proof follows the same line as that in the Proposition 4 in Tan and Zhu (2019a). Thus we omit it here. \square

Proof of Theorem 4.3. We use the same notations as that in Theorem 2.1. Let $F(\zeta) = \sum_{i=1}^n [Y_i - g(\theta_0 + \zeta, X_i)] g'(\theta_0 + \zeta, X_i)$ and $\psi_\theta(x, y) = [y - g(\theta, x)] g'(\theta, x)$. Then we have

$$\zeta^\top F(\zeta) = n\zeta^\top [P_n(\psi_{\theta_0+\zeta} - \psi_{\theta_0}) - P(\psi_{\theta_0+\zeta} - \psi_{\theta_0})] + n\zeta^\top P_n \psi_{\theta_0} + n\zeta^\top P(\psi_{\theta_0+\zeta} - \psi_{\theta_0})$$

Similar to the arguments in Theorem 2.1, we have

$$\begin{aligned} n\zeta^\top (P_n \psi_{\theta_0} - P \psi_{\theta_0}) &= \sqrt{np} \|\zeta\| O_p(1). \\ n\zeta^\top P(\psi_{\theta_0+\zeta} - \psi_{\theta_0}) &= n\zeta^\top \dot{P} \psi_{\theta_0} \zeta + \sqrt{pn} \|\zeta\|^3 O_p(1). \\ n\zeta^\top [P_n(\psi_{\theta_0+\zeta} - \psi_{\theta_0}) - P(\psi_{\theta_0+\zeta} - \psi_{\theta_0})] &= \sqrt{np^2} \|\zeta\|^2 O_p(1). \end{aligned}$$

Note that $Y_n = g(\theta_0, X) + r_n G(\mathbf{B}^\top X) + \varepsilon$ and

$$\dot{P} \psi_{\theta_0} = -E[g'(\theta_0, X) g'(\theta_0, X)^\top] + E\{[Y_n - g(\theta_0, X)] g''(\theta_0, X)\}.$$

Then it follows that $\dot{P} \psi_{\theta_0} = -\Sigma + r_n E[G(\mathbf{B}^\top X) g''(\theta_0, X)]$. Therefore,

$$\begin{aligned} n\zeta^\top P(\psi_{\theta_0+\zeta} - \psi_{\theta_0}) &= -n\zeta^\top \Sigma \zeta + nr_n \zeta^\top E[G(\mathbf{B}^\top X) g''(\theta_0, X)] \zeta + \sqrt{pn} \|\zeta\|^3 O_p(1) \\ &= -n\zeta^\top \Sigma \zeta + nr_n p \|\zeta\|^2 O_p(1) + \sqrt{pn} \|\zeta\|^3 O_p(1). \end{aligned}$$

For $n\zeta^\top P\psi_{\theta_0}$, we have

$$\begin{aligned} n\zeta^\top P\psi_{\theta_0} &= n\zeta^\top E\{[Y_n - g(\theta_0, X)]g'(\theta_0, X)\} \\ &= nr_n\zeta^\top E[G(\mathbf{B}^\top X)g'(\theta_0, X)] = nr_n\sqrt{p}\|\zeta\|O_p(1) \end{aligned}$$

Let $\zeta = \sqrt{pr_n}U$. Then we obtain

$$\begin{aligned} \zeta^\top F(\zeta) &= \sqrt{np^2}\|\zeta\|^2O_p(1) + \sqrt{np}\|\zeta\|O_p(1) + nr_n\sqrt{p}\|\zeta\|O_p(1) \\ &\quad - n\zeta^\top \Sigma \zeta + nr_n p \|\zeta\|^2 O_p(1) + \sqrt{pn}\|\zeta\|^3 O_p(1) \\ &\leq \sqrt{np^2}r_n^2\|U\|^2O_p(1) + \sqrt{np}pr_n\|U\|O_p(1) + npr_n^2\|U\|O_p(1) \\ &\quad - npr_n^2\lambda_{\min}(\Sigma)\|U\|^2 + np^2r_n^3\|U\|^2O_p(1) + np^2r_n^3\|U\|^3O_p(1) \\ &= npr_n^2\|U\|\left\{\frac{p}{\sqrt{n}}\|U\|O_p(1) + \frac{1}{\sqrt{nr_n}}O_p(1) + O_p(1) - \lambda_{\min}(\Sigma)\|U\|\right. \\ &\quad \left.+ pr_n\|U\|O_p(1) + pr_n\|U\|^2O_p(1)\right\} \end{aligned}$$

Note that $p^2/n \rightarrow 0$ and $pr_n \rightarrow 0$. Following the same arguments in Theorem 2.1, we have $\|\hat{\theta} - \theta_0\| = O_p(\sqrt{pr_n})$.

Next we show the asymptotically linear representation of $\hat{\theta} - \theta_0$ under the alternatives H_{1n} . Following the same line of the proof in Theorem 2.2, if $n(p \log n)^3 r_n^4 \rightarrow 0$, we have

$$G_n[\alpha^\top(\psi_{\hat{\theta}} - \psi_{\theta_0})] = o_p(1),$$

uniformly in $\alpha \in \mathcal{S}^{q-1}$. Then it follows that

$$\begin{aligned} G_n(\alpha^\top \psi_{\hat{\theta}}) &= \sqrt{n}(P_n \alpha^\top \psi_{\hat{\theta}} - P \alpha^\top \psi_{\hat{\theta}}) = -\sqrt{n}(P \alpha^\top \psi_{\hat{\theta}} - P \alpha^\top \psi_{\theta_0}) - \sqrt{n}P \alpha^\top \psi_{\theta_0} \\ &= G_n(\alpha^\top \psi_{\theta_0}) + G_n[\alpha^\top(\psi_{\hat{\theta}} - \psi_{\theta_0})] = G_n(\alpha^\top \psi_{\theta_0}) + o_p(1) \end{aligned}$$

Replacing α with $\Sigma^{-1}\alpha$, we have

$$\sqrt{n}P_n(\alpha^\top \Sigma^{-1} \psi_{\theta_0}) = -\sqrt{n}\alpha^\top \Sigma^{-1}(P\psi_{\hat{\theta}} - P\psi_{\theta_0}) + o_p(1).$$

Applying the Taylor's expansion, we have

$$\begin{aligned} P\psi_{\hat{\theta}} - P\psi_{\theta_0} &= \dot{P}\psi_{\theta|_{\theta=\theta_0}}(\hat{\theta} - \theta_0) + (\hat{\theta} - \theta_0)^\top (\ddot{P}\psi_{\theta|_{\theta=\tilde{\theta}_2}})(\hat{\theta} - \theta_0) \\ &= \{-\Sigma + r_n E[G(\mathbf{B}^\top X)g''(\theta_0, X)]\}(\hat{\theta} - \theta_0) + (\hat{\theta} - \theta_0)^\top (\ddot{P}\psi_{\theta|_{\theta=\tilde{\theta}_2}})(\hat{\theta} - \theta_0) \\ &= -\Sigma(\hat{\theta} - \theta_0) + r_n^2 p^{3/2} O(1). \end{aligned}$$

where $\Sigma = E[g'(\theta_0, X)g'(\theta_0, X)^\top]$ and $\tilde{\theta}_3$ lies between $\hat{\theta}$ and θ_0 . Therefore,

$$\sqrt{n}\alpha^\top \Sigma^{-1}(P\psi_{\hat{\theta}} - P\psi_{\theta_0}) = -\sqrt{n}\alpha^\top (\hat{\theta} - \theta_0) + \sqrt{np^3}r_n^2 O(1)$$

Since

$$\begin{aligned}
P_n(\psi_{\theta_0}) &= \frac{1}{n} \sum_{j=1}^n [Y_{nj} - g(\theta_0, X_j)] g'(\theta_0, X_j) \\
&= \frac{1}{n} \sum_{j=1}^n \varepsilon_j g'(\theta_0, X_j) + \frac{1}{n} \sum_{j=1}^n r_n G(\mathbf{B}^\top X_j) g'(\theta_0, X_j) \\
&= \frac{1}{n} \sum_{j=1}^n \varepsilon_j g'(\theta_0, X_j) + r_n E[G(\mathbf{B}^\top X) g'(\theta_0, X)] + \sqrt{p} r_n O_p(1),
\end{aligned}$$

it follows that

$$\sqrt{n} \alpha^\top (\hat{\theta} - \theta_0) = \alpha^\top \Sigma^{-1} \frac{1}{\sqrt{n}} \sum_{j=1}^n \varepsilon_j g'(\theta_0, X_j) + \sqrt{n} r_n \alpha^\top \Sigma^{-1} E[G(\mathbf{B}^\top X) g'(\theta_0, X)] + o_p(1).$$

Then we complete the proof. \square

Proof of Theorem 4.4. (1) Under the global alternative hypothesis H_1 , we have $\mathbb{P}(\hat{q} = q) \rightarrow 1$. Thus we only work on the event $\{\hat{q} = q\}$. Recall that

$$\hat{V}_n^1(t) = \frac{1}{\sqrt{n}} \sum_{j=1}^n [Y_j - g(\hat{\theta}, X_j)] [\cos(t^\top \hat{\mathfrak{B}}^\top X_j) + \sin(t^\top \hat{\mathfrak{B}}^\top X_j)].$$

Since $Y_j = G(\mathbf{B}^\top X_j) + \varepsilon_j$ under H_1 , it follows that

$$\begin{aligned}
\frac{1}{\sqrt{n}} \hat{V}_n^1(t) &= \frac{1}{n} \sum_{j=1}^n \varepsilon_j [\cos(t^\top \hat{\mathfrak{B}}^\top X_j) + \sin(t^\top \hat{\mathfrak{B}}^\top X_j)] \\
&\quad - \frac{1}{n} \sum_{j=1}^n [g(\hat{\theta}, X_j) - g(\tilde{\theta}_0, X_j)] [\cos(t^\top \hat{\mathfrak{B}}^\top X_j) + \sin(t^\top \hat{\mathfrak{B}}^\top X_j)] \\
&\quad + \frac{1}{n} \sum_{j=1}^n [G(\mathbf{B}^\top X_j) - g(\tilde{\theta}_0, X_j)] [\cos(t^\top \hat{\mathfrak{B}}^\top X_j) + \sin(t^\top \hat{\mathfrak{B}}^\top X_j)] \\
&=: T_{n1}(t) - T_{n2}(t) + T_{n3}(t),
\end{aligned}$$

Following the same line of the arguments in the Theorem 3.1, we have

$$\int_{\mathbb{R}^{d+q}} |T_{n1}(t)|^2 \varphi(t) dt = o_p(1) \quad \text{and} \quad \int_{\mathbb{R}^{d+q}} |T_{n2}(t)|^2 \varphi(t) dt = o_p(1).$$

For the third term $T_{n3}(t)$ in $(1/\sqrt{n})\hat{V}_n^1(t)$, we have

$$\begin{aligned}
T_{n3}(t) &= \frac{1}{n} \sum_{j=1}^n [G(\mathbf{B}^\top X_j) - g(\tilde{\theta}_0, X_j)] [\cos(t^\top \hat{\mathfrak{B}}^\top X_j) + \sin(t^\top \hat{\mathfrak{B}}^\top X_j)] \\
&= \frac{1}{n} \sum_{j=1}^n [G(\mathbf{B}^\top X_j) - g(\tilde{\theta}_0, X_j)] [\cos(t^\top \tilde{\mathfrak{B}}^\top X_j) + \sin(t^\top \tilde{\mathfrak{B}}^\top X_j)]
\end{aligned}$$

$$\begin{aligned}
& -\frac{1}{n} \sum_{j=1}^n [G(\mathbf{B}^\top X_j) - g(\tilde{\theta}_0, X_j)] [\cos(t^\top \hat{\mathfrak{B}}^\top X_j) - \cos(t^\top \tilde{\mathfrak{B}}^\top X_j)] \\
& -\frac{1}{n} \sum_{j=1}^n [G(\mathbf{B}^\top X_j) - g(\tilde{\theta}_0, X_j)] [\sin(t^\top \hat{\mathfrak{B}}^\top X_j) - \sin(t^\top \tilde{\mathfrak{B}}^\top X_j)] \\
& =: T_{n31}(t) - T_{n32}(t) - T_{n33}(t)
\end{aligned}$$

where $\tilde{\mathfrak{B}} = (\tilde{\beta}_0, \mathbf{B})$. Similar to the argument for the term $V_{n21}(t)$ in the proof of Theorem 4.1, we have

$$\int_{\mathbb{R}^{d+q}} |T_{n3k}(t)|^2 \varphi(t) dt = O_p\left(\frac{p^2}{n}\right) = o_p(1), \quad k = 2, 3.$$

Let $L_n(t) = E[T_{n31}(t)]$. Then it follows that

$$\begin{aligned}
& E\left(\int_{\mathbb{R}^{d+q}} |T_{n31}(t) - L_n(t)|^2 \varphi(t) dt\right) \\
& = \frac{1}{n} \int_{\mathbb{R}^{d+q}} \text{Var}\{[G(\mathbf{B}^\top X_j) - g(\tilde{\theta}_0, X_j)] [\cos(t^\top \hat{\mathfrak{B}}^\top X_j) + \sin(t^\top \hat{\mathfrak{B}}^\top X_j)]\} \varphi(t) dt \\
& \leq \frac{1}{n} E[G(\mathbf{B}^\top X_j) - g(\tilde{\theta}_0, X_j)]^2 \leq C \frac{1}{n}.
\end{aligned}$$

Then we have $\int_{\mathbb{R}^{d+q}} |T_{n31}(t) - L_n(t)|^2 \varphi(t) dt = o_p(1)$. Altogether we obtain that

$$\frac{1}{\sqrt{n}} \hat{V}_n^1(t) = L_n(t) + R_n^1(t),$$

where $R_n^1(t)$ is a remainder satisfying $\int_{\mathbb{R}^{d+q}} |R_n^1(t)|^2 \varphi(t) dt = o_p(1)$. Therefore, we have in probability

$$\int_{\mathbb{R}^{d+q}} \left| \frac{1}{\sqrt{n}} \hat{V}_n^1(t) \right|^2 \varphi(t) dt = \int_{\mathbb{R}^{d+q}} |L_n(t)|^2 \varphi(t) dt + o_p(1) \longrightarrow C_1 > 0.$$

(2) We only work on the event $\{\hat{q} = d\}$ as $\mathbb{P}(\hat{q} = d) \rightarrow 1$ under the alternatives H_{n1} with $pr_n \rightarrow 0$. Since $Y_{nj} = g(\hat{\theta}, X_j) + r_n G(\mathbf{B}^\top X_j) + \varepsilon_j$, we decompose $\hat{V}_n^1(t)$ as follows,

$$\begin{aligned}
\hat{V}_n^1(t) & = \frac{1}{\sqrt{n}} \sum_{j=1}^n [Y_j - g(\hat{\theta}, X_j)] [\cos(t^\top \hat{\mathfrak{B}}^\top X_j) + \sin(t^\top \hat{\mathfrak{B}}^\top X_j)] \\
& = \frac{1}{\sqrt{n}} \sum_{j=1}^n \varepsilon_j [\cos(t^\top \hat{\mathfrak{B}}^\top X_j) + \sin(t^\top \hat{\mathfrak{B}}^\top X_j)] \\
& \quad - \frac{1}{\sqrt{n}} \sum_{j=1}^n [g(\hat{\theta}, X_j) - g(\theta_0, X_j)] [\cos(t^\top \hat{\mathfrak{B}}^\top X_j) + \sin(t^\top \hat{\mathfrak{B}}^\top X_j)] \\
& \quad + \sqrt{nr_n} \frac{1}{n} \sum_{j=1}^n G(\mathbf{B}^\top X_j) [\cos(t^\top \hat{\mathfrak{B}}^\top X_j) + \sin(t^\top \hat{\mathfrak{B}}^\top X_j)] \\
& =: W_{n1}(t) - W_{n2}(t) + W_{n3}(t)
\end{aligned}$$

For the first term $W_{n1}(t)$ in $\hat{V}_n^1(t)$, we have

$$\begin{aligned} W_{n1}(t) &= \frac{1}{\sqrt{n}} \sum_{j=1}^n \varepsilon_j [\cos(t^\top \mathfrak{B}_0^\top X_j) + \sin(t^\top \mathfrak{B}_0^\top X_j)] \\ &\quad + \frac{1}{\sqrt{n}} \sum_{j=1}^n \varepsilon_j [\cos(t^\top \hat{\mathfrak{B}}^\top X_j) - \cos(t^\top \mathfrak{B}_0^\top X_j) + \sin(t^\top \hat{\mathfrak{B}}^\top X_j) - \sin(t^\top \mathfrak{B}_0^\top X_j)] \\ &=: W_{n11}(t) + W_{n12}(t) \end{aligned}$$

Then it is easy to see that

$$E \left(\int_{\mathbb{R}^{2d}} |W_{n11}(t)|^2 \varphi(t) dt \right) \leq 2E(\varepsilon^2) \int_{\mathbb{R}^{2d}} \varphi(t) dt.$$

Thus we obtain that $\int_{\mathbb{R}^{2d}} |W_{n11}(t)|^2 \varphi(t) dt = O_p(1)$. By the same arguments for the term $V_{n21}(t)$ in Theorem 4.1, we have

$$\int_{\mathbb{R}^{2d}} |W_{n12}(t)|^2 \varphi(t) dt = O_p(pr_n)^2 + O_p(pr_n)^4 + O_p(n(pr_n)^6).$$

Note that $n(p \log n)^3 r_n^4 \rightarrow 0$. Then it follows that

$$\int_{\mathbb{R}^{2d}} \left| \frac{1}{\sqrt{nr_n}} W_{n1}(t) \right|^2 \varphi(t) dt = o_p(1).$$

For the second term $W_{n2}(t)$ in $\hat{V}_n^1(t)$, we have

$$\begin{aligned} W_{n2}(t) &= \frac{1}{\sqrt{n}} \sum_{j=1}^n [g(\hat{\theta}, X_j) - g(\theta_0, X_j)] [\cos(t^\top \mathfrak{B}_0^\top X_j) + \sin(t^\top \mathfrak{B}_0^\top X_j)] \\ &\quad + \frac{1}{\sqrt{n}} \sum_{j=1}^n [g(\hat{\theta}, X_j) - g(\theta_0, X_j)] [\cos(t^\top \hat{\mathfrak{B}}^\top X_j) - \cos(t^\top \mathfrak{B}_0^\top X_j)] \\ &\quad + \frac{1}{\sqrt{n}} \sum_{j=1}^n [g(\hat{\theta}, X_j) - g(\theta_0, X_j)] [\sin(t^\top \hat{\mathfrak{B}}^\top X_j) - \sin(t^\top \mathfrak{B}_0^\top X_j)] \\ &=: W_{n21}(t) + W_{n22}(t) + W_{n23}(t) \end{aligned}$$

For the term $W_{n21}(t)$, we have

$$\begin{aligned} W_{n21}(t) &= \frac{1}{\sqrt{n}} \sum_{j=1}^n (\hat{\theta} - \theta_0)^\top g'(\theta_0, X_j) [\cos(t^\top \mathfrak{B}_0^\top X_j) + \sin(t^\top \mathfrak{B}_0^\top X_j)] \\ &\quad + \frac{1}{2\sqrt{n}} \sum_{j=1}^n (\hat{\theta} - \theta_0)^\top g''(\theta_0, X_j) (\hat{\theta} - \theta_0) [\cos(t^\top \mathfrak{B}_0^\top X_j) + \sin(t^\top \mathfrak{B}_0^\top X_j)] \\ &\quad + \frac{1}{6\sqrt{n}} \sum_{j=1}^n (\hat{\theta} - \theta_0)^\top [(\hat{\theta} - \theta_0)^\top g'''(\theta_3, X_j) (\hat{\theta} - \theta_0)] [\cos(t^\top \mathfrak{B}_0^\top X_j) + \sin(t^\top \mathfrak{B}_0^\top X_j)] \end{aligned}$$

$$=: W_{n211}(t) + \frac{1}{2}W_{n212}(t) + \frac{1}{6}W_{n213}(t),$$

where θ_3 lies between $\hat{\theta}$ and θ_0 . Similar to the arguments for the term $V_{n3}(t)$ in the proof of Theorem 4.1, we obtain

$$\begin{aligned} \int_{\mathbb{R}^{2d}} |W_{n212}(t)|^2 \varphi(t) dt &= O_p(np^2 r_n^4) + O_p(pr_n)^4 \\ \int_{\mathbb{R}^{2d}} |W_{n213}(t)|^2 \varphi(t) dt &= O_p(np^6 r_n^6) \end{aligned}$$

For the term $W_{n211}(t)$, recall that $M(t) = \{g'(\theta_0, X)[\cos(t^\top \mathfrak{B}_0^\top X) + \sin(t^\top \mathfrak{B}_0^\top X)]\}$. By the same arguments in $V_{n31}(t)$ in the proof of Theorem 4.1, we have

$$W_{n211}(t) = \sqrt{n}(\hat{\theta} - \theta_0)^\top M(t) + R_{n211}(t) \quad \text{and} \quad \int_{\mathbb{R}^{2d}} |R_{n211}(t)|^2 \varphi(t) dt = O_p(pr_n)^2.$$

By Theorem 4.3, it follows that

$$\begin{aligned} \sqrt{n}M(t)^\top (\hat{\theta} - \theta_0) &= \frac{1}{\sqrt{n}} \sum_{j=1}^n \varepsilon_j M(t)^\top \Sigma^{-1} g'(\theta_0, X_j) \\ &\quad + \sqrt{nr_n} M(t)^\top \Sigma^{-1} E[g'(\theta_0, X)G(\mathbf{B}^\top X)] + o_p(1), \end{aligned}$$

where $o_p(1)$ is uniformly in t . Note that $\int_{\mathbb{R}^{2d}} E[\varepsilon M(t)^\top \Sigma^{-1} g'(\theta_0, X)]^2 \varphi(t) dt = O(1)$. Then it follows that

$$\int_{\mathbb{R}^{2d}} \left| \frac{1}{\sqrt{nr_n}} W_{n211}(t) \right|^2 \varphi(t) dt = \int_{\mathbb{R}^{2d}} |M(t)^\top \Sigma^{-1} E[g'(\theta_0, X)G(\mathbf{B}^\top X)]|^2 \varphi(t) dt + o_p(1).$$

Therefore we obtain

$$\frac{1}{\sqrt{nr_n}} W_{n2}(t) = L_{n1}(t) + R_{n2}(t) \quad \text{and} \quad \int_{\mathbb{R}^{2d}} |R_{n2}(t)|^2 \varphi(t) dt = o_p(1).$$

where $L_{n1}(t) = M(t)^\top \Sigma^{-1} E[g'(\theta_0, X)G(\mathbf{B}^\top X)]$.

For the third term $W_{n3}(t)$ in $\hat{V}_n^1(t)$, we decompose it as follows,

$$\begin{aligned} \frac{1}{\sqrt{nr_n}} W_{n3}(t) &= \frac{1}{n} \sum_{j=1}^n G(\mathbf{B}^\top X_j) [\cos(t^\top \mathfrak{B}_0^\top X_j) + \sin(t^\top \mathfrak{B}_0^\top X_j)] \\ &\quad + \frac{1}{n} \sum_{j=1}^n G(\mathbf{B}^\top X_j) [\cos(t^\top \hat{\mathfrak{B}}^\top X_j) - \cos(t^\top \mathfrak{B}_0^\top X_j)] \\ &\quad + \frac{1}{n} \sum_{j=1}^n G(\mathbf{B}^\top X_j) [\sin(t^\top \hat{\mathfrak{B}}^\top X_j) - \sin(t^\top \mathfrak{B}_0^\top X_j)] \\ &=: \frac{1}{\sqrt{nr_n}} W_{n31}(t) + \frac{1}{\sqrt{nr_n}} W_{n32}(t) + \frac{1}{\sqrt{nr_n}} W_{n33}(t). \end{aligned}$$

Let $L_{n2}(t) = E\{G(\mathbf{B}^\top X)[\cos(t^\top \mathfrak{B}_0^\top X) + \sin(t^\top \mathfrak{B}_0^\top X)]\}$. It is easy to see that

$$\int_{\mathbb{R}^{2d}} \left| \frac{1}{\sqrt{nr_n}} W_{n31}(t) - L_{n2}(t) \right|^2 \varphi(t) dt = O_p\left(\frac{1}{n}\right).$$

For the terms $W_{n32}(t)$ and $W_{n33}(t)$, by the Taylor expansion, we obtain

$$\int_{\mathbb{R}^{2d}} \left| \frac{1}{\sqrt{nr_n}} W_{n3k}(t) \right|^2 \varphi(t) dt = O_p(pr_n)^2 + O_p(pr_n)^4, \text{ for } k = 2, 3.$$

Then it follows that

$$\frac{1}{\sqrt{nr_n}} W_{n3}(t) = L_{n2}(t) + R_{n3}(t) \quad \text{and} \quad \int_{\mathbb{R}^{2d}} |R_{n3}(t)|^2 \varphi(t) dt = o_p(1).$$

Altogether we obtain that

$$\int_{\mathbb{R}^{2d}} \left| \frac{1}{\sqrt{nr_n}} \hat{V}_n^1(t) \right|^2 \varphi(t) dt = \int_{\mathbb{R}^{2d}} |L_{n1}(t) + L_{n2}(t)|^2 \varphi(t) dt + o_p(1) \longrightarrow C_2 > 0.$$

(3) Following the same line as that in (2) with $r_n = 1/\sqrt{n}$, we have

$$\begin{aligned} \hat{V}_n^1(t) &= \frac{1}{\sqrt{n}} \sum_{j=1}^n \varepsilon_j [\cos(t^\top \mathfrak{B}_0^\top X_j) + \sin(t^\top \mathfrak{B}_0^\top X_j) - M(t)^\top \Sigma^{-1} g'(\theta_0, X_j)] \\ &\quad - L_{n1}(t) + L_{n2}(t) + R_n^1(t), \end{aligned}$$

where $R_n^1(t)$ is a remainder with $\int_{\mathbb{R}^{2d}} |R_n^1(t)|^2 \varphi(t) dt = o_p(1)$ and

$$\begin{aligned} L_{n1}(t) &= M(t)^\top \Sigma^{-1} E[g'(\theta_0, X)G(\mathbf{B}^\top X)] \\ L_{n2}(t) &= E\{G(\mathbf{B}^\top X)[\cos(t^\top \mathfrak{B}_0^\top X) + \sin(t^\top \mathfrak{B}_0^\top X)]\}. \end{aligned}$$

The rest of proof is the same as that in the proof of step 2 and 3 of Theorem 4.1. Therefore we obtain

$$\int_{\mathbb{R}^{2d}} |\hat{V}_n^1(t)|^2 \varphi(t) dt \rightarrow \int_{\mathbb{R}^{2d}} |V_\infty^1(t) + L_1(t) - L_2(t)|^2 \varphi(t) dt,$$

where $V_\infty^1(t)$ is a zero-mean Gaussian process given in Theorem 4.1 and $L_1(t)$ and $L_2(t)$ are the uniformly limits of $L_{n1}(t)$ and $L_{n2}(t)$ respectively. \square

Proof of Theorem 5.1. We only prove the theorem under the null hypothesis. The arguments under the alternatives are similar and thus we omit it here. Let P^* be the probability measure induced by the wild bootstrap resampling conditional on the original sample $\{(X_i, Y_i) : i = 1, \dots, n\}$ and let E^* be the expectation under P^* . Recall that

$$\hat{V}_n^{1*}(t) = \frac{1}{\sqrt{n}} \sum_{j=1}^n [Y_j^* - g(\hat{\theta}^*, X_j)][\cos(t^\top \hat{\mathfrak{B}}^\top X_j) + \sin(t^\top \hat{\mathfrak{B}}^\top X_j)].$$

Decompose $\hat{V}_n^{1*}(t)$ as follows,

$$\begin{aligned}
\hat{V}_n^{1*}(t) &= \frac{1}{\sqrt{n}} \sum_{j=1}^n [\varepsilon_j^* + g(\hat{\theta}, X_j) - g(\hat{\theta}^*, X_j)] [\cos(t^\top \hat{\mathfrak{B}}^\top X_j) + \sin(t^\top \hat{\mathfrak{B}}^\top X_j)] \\
&= \frac{1}{\sqrt{n}} \sum_{j=1}^n \varepsilon_j^* [\cos(t^\top \hat{\mathfrak{B}}^\top X_j) + \sin(t^\top \hat{\mathfrak{B}}^\top X_j)] \\
&\quad - \frac{1}{\sqrt{n}} \sum_{j=1}^n [g(\hat{\theta}^*, X_j) - g(\hat{\theta}, X_j)] [\cos(t^\top \hat{\mathfrak{B}}^\top X_j) + \sin(t^\top \hat{\mathfrak{B}}^\top X_j)] \\
&=: \hat{V}_{n1}^{1*}(t) - \hat{V}_{n2}^{1*}(t)
\end{aligned}$$

For the term $\hat{V}_{n1}^{1*}(t)$, we can decompose it as follows

$$\hat{V}_{n1}^{1*}(t) = \frac{1}{\sqrt{n}} \sum_{j=1}^n \varepsilon_j^* [\cos(t^\top \mathfrak{B}_0^\top X_j) + \sin(t^\top \mathfrak{B}_0^\top X_j)] + R_{n1}^{1*}(t).$$

Note that $E^*(\varepsilon_j^*) = 0$ and $E^*(\varepsilon_j^*)^2 = \hat{\varepsilon}_j^2$. Then it follows that

$$\begin{aligned}
&E^* \left(\int_{\mathbb{R}^{2d}} |R_{n1}^{1*}(t)|^2 \varphi(t) dt \right) \\
&= \frac{1}{n} \sum_{j=1}^n \hat{\varepsilon}_j^2 [\cos(t^\top \hat{\mathfrak{B}}^\top X_j) - \cos(t^\top \mathfrak{B}_0^\top X_j) + \sin(t^\top \hat{\mathfrak{B}}^\top X_j) - \sin(t^\top \mathfrak{B}_0^\top X_j)]^2 \\
&= o_p(1).
\end{aligned}$$

Thus we obtain that $\int_{\mathbb{R}^{2d}} |R_{n1}^{1*}(t)|^2 \varphi(t) dt = o_p^*(1)$.

For the term $\hat{V}_{n2}^{1*}(t)$, applying the Taylor expansion, we have

$$\begin{aligned}
\hat{V}_{n2}^{1*}(t) &= \frac{1}{\sqrt{n}} \sum_{j=1}^n (\hat{\theta}^* - \hat{\theta})^\top g'(\hat{\theta}, X_j) [\cos(t^\top \hat{\mathfrak{B}}^\top X_j) + \sin(t^\top \hat{\mathfrak{B}}^\top X_j)] \\
&\quad + \frac{1}{2\sqrt{n}} \sum_{j=1}^n (\hat{\theta}^* - \hat{\theta})^\top g''(\hat{\theta}, X_j) (\hat{\theta}^* - \hat{\theta}) [\cos(t^\top \hat{\mathfrak{B}}^\top X_j) + \sin(t^\top \hat{\mathfrak{B}}^\top X_j)] \\
&\quad + \frac{1}{6\sqrt{n}} \sum_{j=1}^n (\hat{\theta}^* - \hat{\theta})^\top [(\hat{\theta}^* - \hat{\theta})^\top g'''(\hat{\theta}_2, X_j) (\hat{\theta}^* - \hat{\theta})] [\cos(t^\top \hat{\mathfrak{B}}^\top X_j) + \sin(t^\top \hat{\mathfrak{B}}^\top X_j)] \\
&=: \hat{V}_{n21}^{1*}(t) + \hat{V}_{n22}^{1*}(t) + \hat{V}_{n23}^{1*}(t)
\end{aligned}$$

where $\hat{\theta}_2$ lies between $\hat{\theta}^*$ and $\hat{\theta}$. Similar to the arguments for $V_{n32}(t)$ and $V_{n33}(t)$, we have in probability

$$\int_{\mathbb{R}^{2d}} |\hat{V}_{n2k}^{1*}(t)|^2 \varphi(t) dt = O_p^* \left(\frac{p^3}{n} \right) \quad \text{for } k = 2, 3.$$

For the term $\hat{V}_{n21}^{1*}(t)$, we obtain

$$\begin{aligned}\hat{V}_{n21}^{1*}(t) &= \sqrt{n}(\hat{\theta}^* - \hat{\theta})^\top \frac{1}{n} \sum_{j=1}^n g'(\theta_0, X_j) [\cos(t^\top \mathfrak{B}_0^\top X_j) + \sin(t^\top \mathfrak{B}_0^\top X_j)] + R_{n211}^{1*}(t) \\ &= \sqrt{n}(\hat{\theta}^* - \hat{\theta})^\top M(t) + R_{n211}^{1*}(t) + R_{n212}^{1*}(t),\end{aligned}$$

where $M(t) = E\{g'(\theta_0, X_j) [\cos(t^\top \mathfrak{B}_0^\top X_j) + \sin(t^\top \mathfrak{B}_0^\top X_j)]\}$ and the remainders $R_{n211}^{1*}(t)$ and $R_{n212}^{1*}(t)$ satisfy

$$\int_{\mathbb{R}^{2d}} |R_{n211}^{1*}(t)|^2 \varphi(t) dt = O_{p^*}(p^3/n) \quad \text{and} \quad \int_{\mathbb{R}^{2d}} |R_{n212}^{1*}(t)|^2 \varphi(t) dt = O_{p^*}(p^2/n).$$

Now we need the asymptotically linear expansion of $(\hat{\theta}^* - \hat{\theta})$. Following the arguments in Theorem 2.1 and 2.2, we obtain that

$$\sqrt{n}\alpha^\top (\hat{\theta}^* - \hat{\theta}) = \frac{1}{\sqrt{n}} \sum_{j=1}^n \varepsilon_j^* \alpha^\top \Sigma_n(\hat{\theta})^{-1} g'(\hat{\theta}, X_j) + o_{p^*}(1),$$

where $\Sigma_n(\hat{\theta}) = (1/n) \sum_{j=1}^n g'(\hat{\theta}, X_j) g'(\hat{\theta}, X_j)^\top$. Then it follows that

$$\sqrt{n}M(t)^\top (\hat{\theta}^* - \hat{\theta}) = \frac{1}{\sqrt{n}} \sum_{j=1}^n \varepsilon_j^* M(t)^\top \Sigma_n(\hat{\theta})^{-1} g'(\hat{\theta}, X_j) + o_{p^*}(1).$$

Consequently we obtain

$$\hat{V}_{n2}^{1*}(t) = \frac{1}{\sqrt{n}} \sum_{j=1}^n \varepsilon_j^* M(t)^\top \Sigma^{-1} g'(\theta_0, X_j) + R_{n2}^{1*}(t),$$

where $\Sigma = E[g'(\theta_0, X)g'(\theta_0, X)^\top]$ and the remainder $R_{n2}^{1*}(t)$ satisfies

$$\int_{\mathbb{R}^{2d}} |R_{n2}^{1*}(t)|^2 \varphi(t) dt = o_{p^*}(1).$$

Altogether we obtain that

$$\begin{aligned}\hat{V}_n^{1*}(t) &= \frac{1}{\sqrt{n}} \sum_{j=1}^n \varepsilon_j^* [\cos(t^\top \mathfrak{B}_0^\top X_j) + \sin(t^\top \mathfrak{B}_0^\top X_j) - M(t)^\top \Sigma^{-1} g'(\theta_0, X_j)] + R_n^{1*}(t) \\ &=: V_n^{1*}(t) + R_n^{1*}(t).\end{aligned}$$

Here $R_n^{1*}(t) = R_{n1}^{1*}(t) + R_{n2}^{1*}(t)$ and then $\int_{\mathbb{R}^{2d}} |R_n^{1*}(t)|^2 \varphi(t) dt = o_{p^*}(1)$.

It remains to derive the limiting distribution of $V_n^{1*}(t)$ under the probability measure P^* . Thus we need to deal with the covariance structure, convergence of the finite dimensional distributions of $V_n^{1*}(t)$ and the tightness under the induced bootstrap probability measure P^* . Similar

to the arguments in Lemma A.1-A.3 in Stute, González Manteiga and Presedo Quindimil (1998), we have in probability,

$$\hat{V}_n^{1*}(t) \longrightarrow V_\infty^{1*}(t) \quad \text{in distribution in } \mathbb{C}(\Gamma),$$

where Γ is a compact subset of \mathbb{R}^{2d} and V_∞^{1*} have the same distribution as the Gaussian process V_∞^1 given in Theorem 4.1. The rest of proof follows the same line as that in the arguments of Theorem 4.1, with the expectation E replaced by the bootstrap expectation E^* . Hence we complete the proof. \square

References

- [1] Bierens, H. J. (1982). Consistent model specification tests. *Journal of Econometrics*, **20**, 105-134.
- [2] Bierens, H. J. and W. Ploberger (1997). Asymptotic theory of integrated conditional moment test. *Econometrica*, **65**, 1129-1151.
- [3] Billingsley, P. (1968) *Convergence of probability measures*. New York: Wiley.
- [4] Cai, T. T., Zhang, C. H. and Zhou, H. H. (2010). Optimal rates of convergence for covariance matrix estimation. *The Annals of Statistics*, **38**, 2118-2144.
- [5] Cook, R. D. and Li, B. (2002). Dimension reduction for conditional mean in regression. *The Annals of Statistics*, **30**, 455-474.
- [6] Cook, R. D. and Weisberg, S. (1991). Discussion of Sliced inverse regression for dimension reduction, by K. C. Li. *Journal of the American Statistical Association*, **86**, 316-342.
- [7] Dette, H. (1999). A consistent test for the functional form of a regression based on a difference of variance estimates. *The Annals of Statistics*. **27**, 1012-1050.
- [8] Escanciano, J. C. (2006a). A consistent diagnostic test for regression models using projections. *Econometric Theory*, **22**, 1030-1051.
- [9] Escanciano, J. C. (2006b). Goodness-of-Fit tests for linear and nonlinear time series models. *Journal of the American Statistical Association*, **101**, 531-541.
- [10] Fan, J. Q. and Huang, L. S. (2001). Goodness-of-fit tests for parametric regression models, *Journal of the American Statistical Association*, **96**, 640-652.

- [11] Fan, J. and Peng, H. (2004). Nonconcave penalized likelihood with a diverging number of parameters. *The Annals of Statistics*, **32**, 928-961.
- [12] Fang, K. T., Kotz, S., Ng, K. W. (1990) *Symmetric Multivariate and Related Distributions*. Springer-Science+Business Media, B.V.
- [13] Guo, X., Wang, T. and Zhu, L. X. (2016). Model checking for generalized linear models: a dimension-reduction model-adaptive approach. *Journal of the Royal Statistical Society: Series B*, **78**, 1013-1035.
- [14] Hall, P. and Li, K. C. (1993). On almost linearity of low dimensional projections from high dimensional data. *The Annals of Statistics*, 867-889.
- [15] Härdle, W. and Mammen, E. (1993). Comparing nonparametric versus parametric regression fits. *The Annals of Statistics*, **21**, 1926-1947.
- [16] Harrison, D. and Rubinfeld, D. L. (1978). Hedonic prices and the demand for clean air. *Journal of Environmental Economics and Management*, **5**, 81-102.
- [17] Horowitz, J. L. and V. G. Spokoiny. (2001). An adaptive, rate-optimal test of a parametric mean- regression model against a nonparametric alternative. *Econometrica*, **69**, 599-631.
- [18] Huber, P. J. (1973) Robust regression: asymptotics, conjectures and Monte Carlo. *The Annals of Statistics*, 799-821.
- [19] Jennrich, R. I. (1969). Asymptotic properties of non-linear least squares estimators. *The Annals of Mathematical Statistics*, **40**, 633-643.
- [20] Khmaladze, E V. and Koul, H. L. (2004). Martingale transforms goodness-of-fit tests in regression models. *The Annals of Statistics*, **32**, 995-1034.
- [21] Koul, H. L. and Ni, P. P. (2004). Minimum distance regression model checking. *Journal of Statistical Planning and Inference*, **119**, 109-141.
- [22] Li, K. C. (1991). Sliced inverse regression for dimension reduction, *Journal of the American Statistical Association*, **86**, 316-327.
- [23] Li, K. C. (1992). On principal Hessian directions for data visualization and dimension reduction: Another application of Steins lemma. *Journal of the American Statistical Association*, **87**, 1025-1039.
- [24] Li, B. and Wang, S. (2007). On directional regression for dimension reduction. *Journal of the American Statistical Association*, **102**, 997-1008.

- [25] Mammen, E. (1993). Bootstrap and wild bootstrap for high dimensional linear models. *The Annals of Statistics*, **21**, 255-285.
- [26] Ortega, J. M., and Rheinboldt, W. C. (1970). *Iterative solution of nonlinear equations in several variables*. Society for Industrial and Applied Mathematics.
- [27] Portnoy S. (1984). Asymptotic behavior of M-estimators of p regression parameters when p^2/n is large. I. Consistency. *The Annals of Statistics*, 1298-1309.
- [28] Portnoy, S. (1985). Asymptotic behavior of M estimators of p regression parameters when p^2/n is large; II. Normal approximation. *The Annals of Statistics*, 1403-1417.
- [29] Rigollet, P. and Hütter, J. C. (2017). *High dimensional statistics*. Unpublished Manuscript.
- [30] Shi, C. C., Song, R., Chen, Z. and Li, R. Z. (2019). Linear hypothesis testing for high dimensional generalized linear models. *The Annals of Statistics*, To appear
- [31] Stute, W. (1997). Nonparametric model checks for regression. *The Annals of Statistics*. **25**, 613-641.
- [32] Stute, W., Gonzales-Manteiga, W. and Presedo-Quindimil, M. (1998). Bootstrap approximation in model checks for regression. *Journal of the American Statistical Association*. **93**, 141-149.
- [33] Stute, W., Thies, S. and Zhu, L. X. (1998). Model checks for regression: An innovation process approach. *The Annals of Statistics*. **26**, 1916-1934.
- [34] Stute, W., Xu, W. L. and Zhu, L. X. (2008). Model diagnosis for parametric regression in high dimensional spaces. *Biometrika*. **95**. 1-17.
- [35] Stute, W. and Zhu, L. X. (2002). Model checks for generalized linear models. *Scandinavian Journal of Statistics*. **29**, 535-545.
- [36] Tan, F. L. and Zhu, L. X. (2019a). An adaptive-to-model test for regressions with a diverging number of parameters. *The Annals of Statistics*. To appear
- [37] Tan, F. L. and Zhu, L. X. (2019b). Supplement to Adaptive-to-model checking for regressions with diverging number of predictors. DOI:10.1214/18-AOS1735SUPP.
- [38] van Keilegom, I., Gonzáles-Manteiga, W. and Sánchez Sellero, C. (2008). Goodness-of-fit tests in parametric regression based on the estimation of the error distribution. *TEST*, **17**, 401-415.

- [39] White, H. (1981). Consequences and detection of misspecified nonlinear regression models. *Journal of the American Statistical Association*, **76**, 419-433.
- [40] Wainwright, M. J. (2019). *High-dimensional statistics: A non-asymptotic viewpoint*. Cambridge University Press.
- [41] Wu, C. F. J. (1986). Jackknife, Bootstrap and Other Resampling Methods in Regression Analysis. *The Annals of Statistics*, **14**, 1261-1295.
- [42] Xia, Y. C., Tong, H., Li, W. K. and Zhu, L. X. (2002). An adaptive estimation of dimension reduction space (with discussion). *Journal of the Royal Statistical Society: Series B*, **64**, 363-410.
- [43] Xia, Q., Xu, W. L. and Zhu, L. X. (2015). Consistently determining the number of factors in multivariate volatility modelling. *Statistica Sinica*, **25**, 1025-1044.
- [44] Zhang, C. H. and Huang, J. (2008). The sparsity and bias of the Lasso selection in high-dimensional linear regression. *The Annals of Statistics*, **36**, 1567-1594.
- [45] Zheng, J. X. (1996). A consistent test of functional form via nonparametric estimation techniques. *Journal of Econometrics*, **75**, 263-289.
- [46] Zhu, L. X. (2003). Model checking of dimension-reduction type for regression. *Statistica Sinica*, **13**, 283-296.
- [47] Zhu, L. X., Miao, B. Q. and Peng, H. (2006). On Sliced Inverse Regression with High Dimensional Covariates. *Journal of the American Statistical Association*, **101**, 630-643.
- [48] Zhu, L. P., Zhu, L. X. , Ferré, L. and Wang, T. (2010a). Sufficient dimension reduction through discretization-expectation estimation. *Biometrika*, **97**, 295-304.
- [49] Zhu, L. P., Zhu, L. X. and Feng, Z. H. (2010b). Dimension reduction in regressions through cumulative slicing estimation. *Journal of the American Statistical Association* , **105**, 1455-1466.
- [50] Zou, H. and Zhang, H. H. (2009). On the adaptive elastic-net with a diverging number of parameters. *The Annals of Statistics*, **37**, 1733-1751.

Table 1: Empirical sizes and powers of the tests for H_0 vs. H_{11} .

	a	n=100	n=200	n=400	n=600
		p=8	p=12	p=17	p=20
$AICM_n$	0.00	0.0580	0.0540	0.0410	0.0560
	0.25	0.3670	0.6260	0.8710	0.9770
ACM_n	0.00	0.0440	0.0495	0.0570	0.0510
	0.25	0.2720	0.4960	0.8125	0.9335
$PCVM_n$	0.00	0.0660	0.0530	0.0540	0.0650
	0.25	0.3080	0.5140	0.8330	0.9350
T_n^{SZ}	0.00	0.0475	0.0450	0.0450	0.0450
	0.25	0.2665	0.4945	0.7970	0.9315
ICM_n	0.00	0.0020	0.0000	0.0000	0.0000
	0.25	0.0200	0.0000	0.0000	0.0000
T_n^{GWZ}	0.00	0.0345	0.0580	0.0490	0.0605
	0.25	0.2550	0.4435	0.7570	0.9100
T_n^{ZH}	0.00	0.0305	0.0210	0.0250	0.0285
	0.25	0.0490	0.0370	0.0225	0.0255

Table 2: Empirical sizes and powers of the tests for H_0 vs. H_{12} .

	a	n=100	n=200	n=400	n=600
		p=8	p=12	p=17	p=20
$AICM_n$	0.00	0.0530	0.0630	0.0550	0.0510
	0.50	0.5830	0.8970	0.9990	1.0000
ACM_n	0.00	0.0435	0.0595	0.0495	0.0480
	0.50	0.1465	0.3045	0.7255	0.9580
$PCvM_n$	0.00	0.0790	0.0470	0.0500	0.0790
	0.50	0.1650	0.2330	0.3860	0.5060
T_n^{SZ}	0.00	0.0575	0.0475	0.0470	0.0545
	0.50	0.1455	0.3390	0.7415	0.9585
ICM_n	0.00	0.0010	0.0000	0.0000	0.0000
	0.50	0.0250	0.0000	0.0000	0.0000
T_n^{GWZ}	0.00	0.0410	0.0440	0.0455	0.0400
	0.50	0.5645	0.9090	0.9965	1.0000
T_n^{ZH}	0.00	0.0385	0.0325	0.0200	0.0195
	0.50	0.0715	0.0570	0.0420	0.0330

Table 3: Empirical sizes and powers of the tests for H_0 vs. H_{13} .

	a	n=100	n=200	n=400	n=600
		p=8	p=12	p=17	p=20
$AICM_n$	0.00	0.0510	0.0500	0.0500	0.0650
	0.25	0.5620	0.8530	0.9920	1.0000
ACM_n	0.00	0.0480	0.0555	0.0440	0.0495
	0.25	0.5830	0.8965	0.9955	1.0000
$PCvM_n$	0.00	0.0800	0.0570	0.0650	0.0600
	0.25	0.6090	0.9020	0.9960	1.0000
T_n^{SZ}	0.00	0.0490	0.0525	0.0590	0.0495
	0.25	0.5820	0.8885	0.9960	1.0000
ICM_n	0.00	0.0020	0.0000	0.0000	0.0000
	0.25	0.0120	0.0000	0.0000	0.0000
T_n^{GWZ}	0.00	0.0545	0.0550	0.0510	0.0550
	0.25	0.3735	0.6900	0.9500	0.9960
T_n^{ZH}	0.00	0.0245	0.0290	0.0235	0.0180
	0.25	0.0525	0.0405	0.0270	0.0255

Table 4: Empirical sizes and powers of the tests for H_0 vs. H_{14} .

	a	n=100	n=200	n=400	n=600
		p=8	p=12	p=17	p=20
$AICM_n$	0.0	0.0640	0.0520	0.0540	0.0500
	0.1	0.3360	0.5920	0.8630	0.9670
ACM_n	0.0	0.0505	0.0470	0.0475	0.0575
	0.1	0.3490	0.5900	0.8975	0.9685
$PCvM_n$	0.0	0.0470	0.0590	0.0560	0.0530
	0.1	0.3600	0.6510	0.9010	0.9780
T_n^{SZ}	0.0	0.0515	0.0530	0.0510	0.0530
	0.1	0.3325	0.5830	0.8860	0.9765
ICM_n	0.0	0.0000	0.0000	0.0000	0.0000
	0.1	0.0170	0.0000	0.0000	0.0000
T_n^{GWZ}	0.0	0.0465	0.0505	0.0560	0.0515
	0.1	0.1955	0.3720	0.6610	0.8395
T_n^{ZH}	0.0	0.0280	0.0225	0.0170	0.0200
	0.1	0.0335	0.0285	0.0290	0.0175

Table 5: Empirical sizes and powers of the tests $AICM_n, PCvM_n, ICM_n$, and T_n^{ZH} for H_{21} .

	a	n=100 p=8	n=200 p=12	n=400 p=17	n=600 p=20
$AICM_n$	0.0	0.0650	0.0640	0.0580	0.0650
	0.5	0.2850	0.6390	0.9780	1.0000
$PCvM_n$	0.0	0.0680	0.0750	0.0680	0.0760
	0.5	0.2390	0.5030	0.8620	0.9820
ICM_n	0.0	0.0170	0.0000	0.0000	0.0000
	0.5	0.0460	0.0000	0.0000	0.0000
T_n^{ZH}	0.0	0.0215	0.0220	0.0270	0.0170
	0.5	0.0405	0.0335	0.0325	0.0345

Table 6: Empirical sizes and powers of the tests $AICM_n, PCvM_n, ICM_n$, and T_n^{ZH} for H_{22} .

	a	n=100 p=8	n=200 p=12	n=400 p=17	n=600 p=20
$AICM_n$	0.0	0.0700	0.0790	0.0560	0.0720
	0.5	0.4030	0.7780	0.9880	1.0000
$PCvM_n$	0.0	0.0880	0.0770	0.0610	0.0500
	0.5	0.3080	0.5420	0.8100	0.9110
ICM_n	0.0	0.0170	0.0000	0.0000	0.0000
	0.5	0.0880	0.0000	0.0000	0.0000
T_n^{ZH}	0.0	0.0230	0.0230	0.0240	0.0220
	0.5	0.0565	0.0500	0.0525	0.0335

Table 7: Empirical sizes and powers of the tests $AICM_n, PCvM_n, ICM_n$, and T_n^{ZH} for H_{23} .

	a	n=100 p=8	n=200 p=12	n=400 p=17	n=600 p=20
$AICM_n$	0.00	0.0790	0.0740	0.0700	0.0610
	0.75	0.3060	0.5250	0.8390	0.9680
$PCvM_n$	0.00	0.0690	0.0730	0.0600	0.0630
	0.75	0.2170	0.2820	0.3320	0.3730
ICM_n	0.00	0.0090	0.0000	0.0000	0.0000
	0.75	0.0230	0.0000	0.0000	0.0000
T_n^{ZH}	0.00	0.0270	0.0270	0.0225	0.0225
	0.75	0.0380	0.0365	0.0375	0.0280

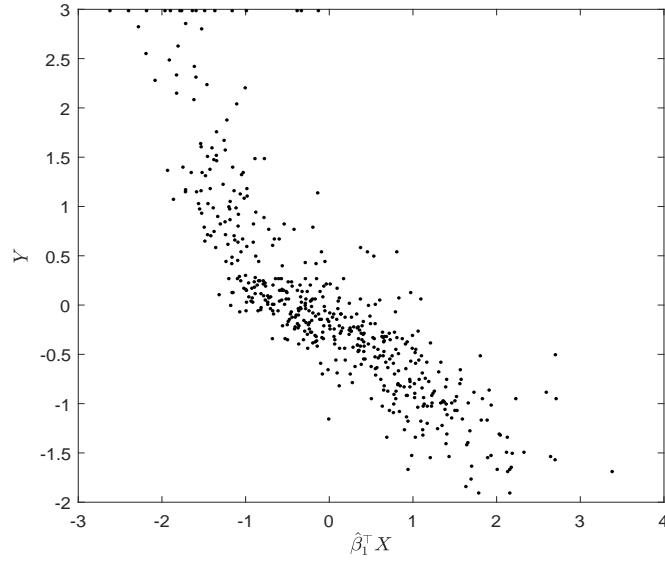


Figure 2: Scatter plot of Y versus the projected covariate $\hat{\beta}_1^\top X$ in which the direction $\hat{\beta}_1$ is obtained by CSE.

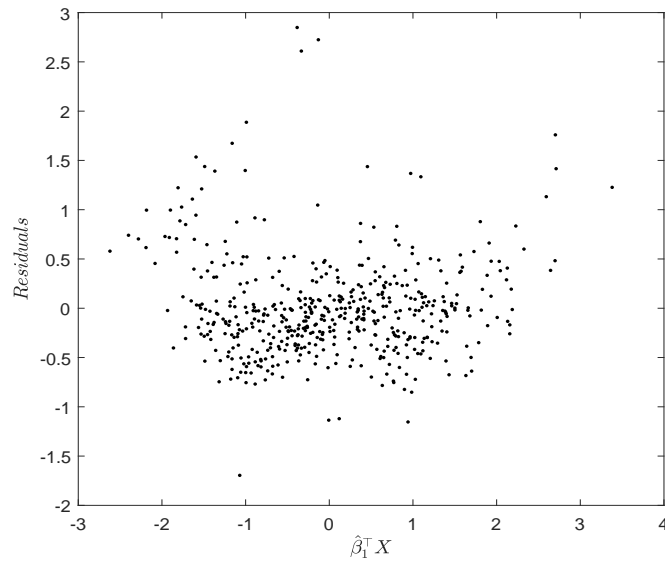


Figure 3: Scatter plot of Residuals from the linear model for (Y, X) versus the projected covariate $\hat{\beta}_1$ in which the direction $\hat{\beta}_1^\top X$ is obtained by CSE.

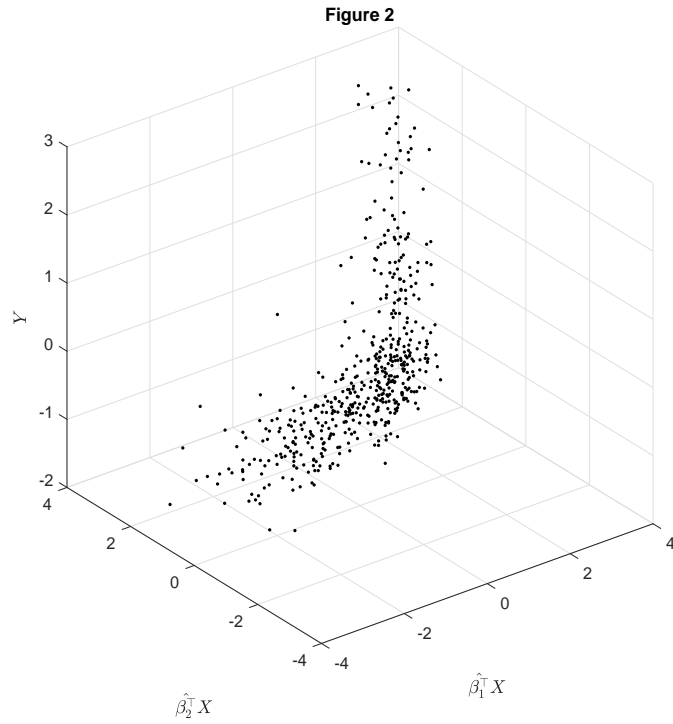


Figure 4: Scatter plot of Y versus the projected covariates $(\hat{\beta}_1^\top X, \hat{\beta}_2^\top X)$ in which the directions $(\hat{\beta}_1, \hat{\beta}_2)$ are obtained by CSE.

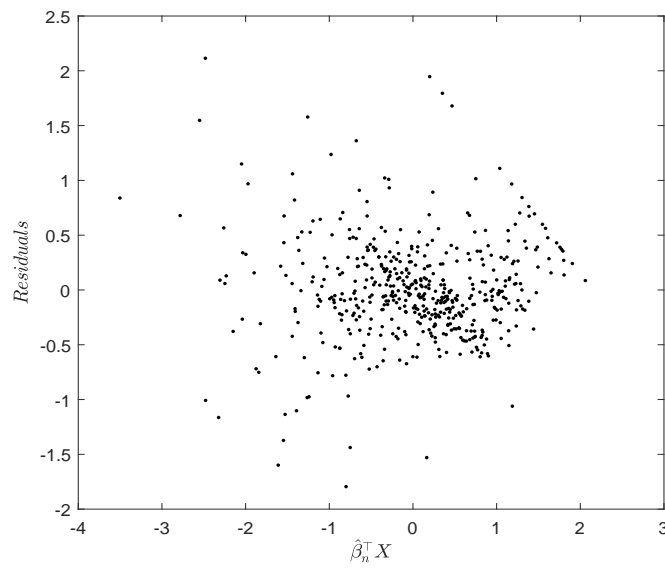


Figure 5: Scatter plot of Residuals from model (6.1) versus the fitted values $\hat{\beta}_n^\top X$.