

Estimating Convergence of Markov chains with L -Lag Couplings

Niloy Biswas ^{*} Pierre E. Jacob [†] Paul Vanetti [‡]

October 30, 2019

Abstract

Markov chain Monte Carlo (MCMC) methods generate samples that are asymptotically distributed from a target distribution of interest as the number of iterations goes to infinity. Various theoretical results provide upper bounds on the distance between the target and marginal distribution after a fixed number of iterations. These upper bounds are on a case by case basis and typically involve intractable quantities, which limits their use for practitioners. We introduce L -lag couplings to generate computable, non-asymptotic upper bound estimates for the total variation or the Wasserstein distance of general Markov chains. We apply L -lag couplings to the tasks of (i) determining MCMC burn-in, (ii) comparing different MCMC algorithms with the same target, and (iii) comparing exact and approximate MCMC. Lastly, we (iv) assess the bias of sequential Monte Carlo and self-normalized importance samplers.

1 Introduction

Markov chain Monte Carlo (MCMC) algorithms generate Markov chains that are invariant with respect to probability distributions that we wish to approximate. Numerous works help understanding the convergence of these chains to their invariant distributions, hereafter denoted by π . Denote by π_t the marginal distribution of the chain $(X_t)_{t \geq 0}$ at time t . The discrepancy between π_t and π can be measured in different ways, typically the total variation (TV) distance or the Wasserstein distance in the MCMC literature. Various results provide upper bounds on this distance, of the form $C(\pi_0)f(t)$, where $C(\pi_0) < \infty$ depends on π_0 but not on t , and where $f(t)$ decreases to zero as t goes to infinity, typically geometrically; see Section 3 in [Roberts and Rosenthal \[2004\]](#) for a gentle survey, and [Durmus et al. \[2016\]](#), [Dalalyan \[2017\]](#), [Dwivedi et al. \[2018\]](#) for recent examples. These results typically relate convergence rates to the dimension of the state space or to various features of the target. Often these results do not provide computable bounds on the distance between π_t and π , as $C(\pi_0)$ and $f(t)$ typically feature unknown constants; although see [Rosenthal \[1996\]](#) where these constants can be bounded analytically, and [Cowles and Rosenthal \[1998\]](#) for examples where they can be numerically approximated.

Various tools have been developed to assess the quality of MCMC estimates. Some focus on the behaviour of the chains assuming stationarity, comparing averages computed within and across chains, or defining various notions of effective sample sizes based on asymptotic variance estimates (e.g. [Gelman and Rubin \[1992\]](#), [Geweke \[1998\]](#), [Gelman and Brooks \[1998\]](#), [Vats et al. \[2019\]](#), [Robert and Casella \[2013, Chapter 8\]](#)). Few tools provide computable bounds on the distance between π_t and π for a fixed t ; some are mentioned in [Brooks and Roberts \[1998\]](#) for Gibbs samplers with tractable transition kernels. Notable exceptions, beyond [Cowles and Rosenthal \[1998\]](#) mentioned above, include the method of [Johnson \[1996, 1998\]](#) which relies on coupled Markov chains. A comparison with our proposed method will be given in Section 2.4.

We propose to use L -lag couplings of Markov chains to estimate the distance between π_t and π for a fixed time t , building on 1-lag couplings used to obtain unbiased estimators in [Glynn and Rhee \[2014\]](#), [Jacob et al. \[2019b\]](#). The discussion of [Jacob et al. \[2019b\]](#) mentions that upper bounds on the TV between π_t and π can be estimated with such couplings. We generalize this idea to L -lag couplings, which provide sharper bounds, particularly for small values of t . The proposed technique extends to a class of probability

^{*}Department of Statistics, Harvard University, Cambridge, USA. Email: niloy_biswas@g.harvard.edu

[†]Department of Statistics, Harvard University, Cambridge, USA. Email: pjacob@fas.harvard.edu

[‡]Department of Statistics, University of Oxford, Oxford, UK. Email: paul.vanetti@spc.ox.ac.uk

metrics [Sriperumbudur et al., 2012] beyond TV. We demonstrate numerically that the bounds provide a practical assessment of convergence for various popular MCMC algorithms, on either discrete or continuous and possibly high-dimensional spaces. The proposed bounds can be used to (i) determine burn-in period for MCMC estimates, to (ii) compare different MCMC algorithms targeting the same distribution, or to (iii) compare exact and approximate MCMC algorithms, such as Unadjusted and Metropolis-adjusted Langevin algorithms, providing a computational companion to studies such as Dwivedi et al. [2018]. We also (iv) assess the bias of sequential Monte Carlo and self-normalized importance samplers.

In Section 2 we introduce L -lag couplings to estimate metrics between marginal and invariant distributions of a Markov chain. We illustrate the method on simple examples, discuss the choice of L , and compare with the approach of Johnson [1996]. In Section 3 we consider applications including Gibbs samplers on the Ising model and gradient-based MCMC algorithms on log-concave targets. In Section 4 we assess the bias of sequential Monte Carlo and self-normalized importance samplers. All scripts in R are available at <https://github.com/niloyb/LlagCouplings>.

2 L -lag couplings

Consider two Markov chains $(X_t)_{t \geq 0}, (Y_t)_{t \geq 0}$, each with the same initial distribution π_0 and Markov kernel K on $(\mathbb{R}^d, \mathcal{B}(\mathbb{R}^d))$ which is π -invariant. Choose some integer $L \geq 1$ as the lag parameter. We generate the two chains using Algorithm 1. The joint Markov kernel \bar{K} on $(\mathbb{R}^d \times \mathbb{R}^d, \mathcal{B}(\mathbb{R}^d \times \mathbb{R}^d))$ is such that, for all $x, y, \bar{K}((x, y), (\cdot, \mathbb{R}^d)) = K(x, \cdot)$, and $\bar{K}((x, y), (\mathbb{R}^d, \cdot)) = K(y, \cdot)$. This ensures that X_t and Y_t have the same marginal distribution at all times t . Furthermore, \bar{K} is constructed such that the pair of chains can meet exactly after a random number of steps, i.e. the meeting time $\tau^{(L)} := \inf\{t > L : X_t = Y_{t-L}\}$ is almost surely finite. Finally we assume that the chains remain faithful after meeting, i.e. $X_t = Y_{t-L}$ for all $t \geq \tau^{(L)}$.

Various constructions for \bar{K} have been derived in the literature: for instance coupled Metropolis-Hastings and Gibbs kernels in Johnson [1996], Jacob et al. [2019b], coupled Hamiltonian Monte Carlo kernels in Mangoubi and Smith [2017], Bou-Rabee et al. [2018], Heng and Jacob [2019], and coupled particle Gibbs samplers in Chopin and Singh [2015], Andrieu et al. [2018], Jacob et al. [2019a].

Algorithm 1: Sampling L -lag meeting times

Input: lag $L \geq 1$, initial distribution π_0 , single kernel K and joint kernel \bar{K}

Output: meeting time $\tau^{(L)}$, and chains $(X_t)_{0 \leq t \leq \tau^{(L)}}, (Y_t)_{0 \leq t \leq \tau^{(L)}-L}$

Initialize: generate $X_0 \sim \pi_0, X_t | X_{t-1} \sim K(X_{t-1}, \cdot)$ for $t = 1, \dots, L$, and $Y_0 \sim \pi_0$

for $t > L$ **do**

Sample $(X_t, Y_{t-L}) | (X_{t-1}, Y_{t-L-1}) \sim \bar{K}((X_{t-1}, Y_{t-L-1}), \cdot)$

if $X_t = Y_{t-L}$ **then return** $\tau^{(L)} := t$, and chains $(X_t)_{0 \leq t \leq \tau^{(L)}}, (Y_t)_{0 \leq t \leq \tau^{(L)}-L}$

end

We next introduce integral probability metrics (IPMs, e.g. Sriperumbudur et al. [2012]).

Definition 2.1. (*Integral Probability Metric*). Let \mathcal{H} be a class of real-valued functions on a measurable space \mathcal{X} . For all probability measures P, Q on \mathcal{X} , the corresponding IPM is defined as:

$$d_{\mathcal{H}}(P, Q) := \sup_{h \in \mathcal{H}} \left| \mathbb{E}_{X \sim P}[h(X)] - \mathbb{E}_{X \sim Q}[h(X)] \right|. \quad (1)$$

Common IPMs include total variation distance d_{TV} with $\mathcal{H} := \{h : \sup_{x \in \mathcal{X}} |h(x)| \leq 1/2\}$, and 1-Wasserstein distance d_{W} with $\mathcal{H} = \{h : |h(x) - h(y)| \leq d_{\mathcal{X}}(x, y), \forall x, y \in \mathcal{X}\}$, where $d_{\mathcal{X}}$ is a metric on \mathcal{X} [Peyré and Cuturi, 2019]. Our proposed method applies to IPMs such that $\sup_{h \in \mathcal{H}} |h(x) - h(y)| \leq M_{\mathcal{H}}(x, y)$ for all $x, y \in \mathcal{X}$, for some computable function $M_{\mathcal{H}}$ on $\mathcal{X} \times \mathcal{X}$. For d_{TV} we have $M_{\mathcal{H}}(x, y) = 1$, and for d_{W} we have $M_{\mathcal{H}}(x, y) = d_{\mathcal{X}}(x, y)$.

With a similar motivation for the assessment of sample approximations, and not restricted to the MCMC setting, Gorham and Mackey [2015] considers a restricted class of functions \mathcal{H} to develop a specific measure of sample quality based on Stein’s identity. Liu et al. [2016], Chwialkowski et al. [2016] combine Stein’s identity with reproducing kernel Hilbert space theory to develop goodness-of-fit tests. Gorham et al. [2018] obtains further results and draws connections to the literature on couplings of Markov processes. Here we

directly aim at upper bounds on the total variation and Wasserstein distance. The total variation controls the maximal difference between the masses assigned by π_t and π on any measurable set, and thus directly helps assessing the error of histograms of the target marginals. The 1-Wasserstein distance controls the error made on expectations of 1-Lipschitz functions, which with $\mathcal{X} = \mathbb{R}^d$ and $d_{\mathcal{X}}(x, y) = \|x - y\|_1$ (the L_1 norm on \mathbb{R}^d) include all first moments.

2.1 Main results

We make the three following assumptions similar to those of [Jacob et al. \[2019b\]](#).

Assumption 2.2. (*Marginal convergence and moments.*) For all $h \in \mathcal{H}$, as $t \rightarrow \infty$, $\mathbb{E}[h(X_t)] \rightarrow \mathbb{E}_{X \sim \pi}[h(X)]$. Also, $\exists \eta > 0, D < \infty$ such that $\mathbb{E}[M_{\mathcal{H}}(X_t, Y_{t-L})^{2+\eta}] \leq D$ for all $t \geq L$.

The above assumption is on the marginal convergence of the MCMC algorithm and on the moments of the associated chains. The next assumptions are on the coupling operated by the joint kernel \bar{K} .

Assumption 2.3. (*Sub-exponential tails of meeting times.*) The chains are such that the meeting time $\tau^{(L)} := \inf\{t > L : X_t = Y_{t-L}\}$ satisfies $\mathbb{P}(\frac{\tau^{(L)} - L}{L} > t) \leq C\delta^t$ for all $t \geq 0$, for some constants $C < \infty$ and $\delta \in (0, 1)$.

The above assumption can be relaxed to allow for polynomial tails as in [Middleton et al. \[2018\]](#). The final assumption on faithfulness is typically satisfied by design.

Assumption 2.4. (*Faithfulness.*) The chains stay together after meeting: $X_t = Y_{t-L}$ for all $t \geq \tau^{(L)}$.

We assume that the three assumptions above hold in the rest of the article. The following theorem is our main result.

Theorem 2.5. (*Upper bounds.*) For an IPM with function set \mathcal{H} and upper bound $M_{\mathcal{H}}$, with the Markov chains $(X_t)_{t \geq 0}, (Y_t)_{t \geq 0}$ satisfying the above assumptions, for any $L \geq 1$, and any $t \geq 0$,

$$d_{\mathcal{H}}(\pi_t, \pi) \leq \mathbb{E} \left[\sum_{j=1}^{\lceil \frac{\tau^{(L)} - L - t}{L} \rceil} M_{\mathcal{H}}(X_{t+jL}, Y_{t+(j-1)L}) \right]. \quad (2)$$

Here $\lceil x \rceil$ denotes the smallest integer above x , for $x \in \mathbb{R}$. When $\lceil (\tau^{(L)} - L - t)/L \rceil \leq 0$, the sum in inequality (2) is set to zero by convention. We next give a short sketch of the proof. Seeing the invariant distribution π as the limit of π_t as $t \rightarrow \infty$, applying triangle inequalities, recalling that $d_{\mathcal{H}}(\pi_s, \pi_t) \leq \mathbb{E}[M_{\mathcal{H}}(X_s, X_t)]$ for all s, t , we obtain

$$d_{\mathcal{H}}(\pi_t, \pi) \leq \sum_{j=1}^{\infty} d_{\mathcal{H}}(\pi_{t+jL}, \pi_{t+(j-1)L}) \leq \sum_{j=1}^{\infty} \mathbb{E}[M_{\mathcal{H}}(X_{t+jL}, X_{t+(j-1)L})]. \quad (3)$$

The right-hand side of (2) is retrieved by swapping expectation and limit, and noting that terms indexed by $j > \lceil (\tau^{(L)} - L - t)/L \rceil$ are equal to zero by Assumption 2.4. The above reasoning highlights that increasing L leads to sharper bounds through the use of fewer triangle inequalities. A formal proof is given in the appendices.

Theorem 2.5 gives the following bounds for d_{TV} and d_{W} ,

$$d_{\text{TV}}(\pi_t, \pi) \leq \mathbb{E} \left[\max(0, \lceil \frac{\tau^{(L)} - L - t}{L} \rceil) \right], \quad (4)$$

$$d_{\text{W}}(\pi_t, \pi) \leq \mathbb{E} \left[\sum_{j=1}^{\lceil \frac{\tau^{(L)} - L - t}{L} \rceil} d_{\mathcal{X}}(X_{t+jL}, Y_{t+(j-1)L}) \right]. \quad (5)$$

For the total variation distance, the boundedness part of Assumption 2.2 is directly satisfied. For the 1-Wasserstein distance on \mathbb{R}^d with $d_{\mathcal{X}}(x, y) = \|x - y\|_1$ (the L_1 norm on \mathbb{R}^d), the boundedness part is equivalent to a uniform bound of $(2 + \eta)$ -th moments of the marginal distributions for some $\eta > 0$.

We emphasize that the proposed bounds can be estimated directly by running Algorithm 1 N times independently, and using empirical averages. All details of the MCMC algorithms and their couplings mentioned below are provided in the appendices.

2.2 Stylized examples

2.2.1 A univariate Normal

We consider a Normal example where we can compute total variation and 1-Wasserstein distances (using the L_1 norm on \mathbb{R} throughout) exactly. The target π is $\mathcal{N}(0, 1)$ and the kernel K is that of a Normal random walk Metropolis-Hastings (MH) with step size $\sigma_{\text{MH}} = 0.5$. We set the initial distribution π_0 to be a point mass at 10. The joint kernel \bar{K} operates as follows. Given (X_{t-1}, Y_{t-L-1}) , sample (X^*, Y^*) from a maximal coupling of $p := \mathcal{N}(X_{t-1}, \sigma_{\text{MH}}^2)$ and $q := \mathcal{N}(Y_{t-L-1}, \sigma_{\text{MH}}^2)$. This is done using Algorithm 2, which ensures $X^* \sim p$, $Y^* \sim q$ and $\mathbb{P}(X^* \neq Y^*) = d_{\text{TV}}(p, q)$.

Algorithm 2: A maximal coupling of p and q

Sample $X^* \sim p$, and $W \sim \mathcal{U}(0, 1)$
if $p(X^*)W \leq q(X^*)$ **then** set $Y^* = X^*$ and **return** (X^*, Y^*)
else sample $\tilde{Y} \sim q$ and $\tilde{W} \sim \mathcal{U}(0, 1)$ until $q(\tilde{Y})\tilde{W} > p(\tilde{Y})$. Set $Y^* = \tilde{Y}$ and **return** (X^*, Y^*)

Having obtained (X^*, Y^*) , sample $U \sim \mathcal{U}(0, 1)$; set $X_t = X^*$ if $U < \pi(X^*)/\pi(X_{t-1})$; otherwise set $X_t = X_{t-1}$. With the same U , set $Y_{t-L} = Y^*$ if $U < \pi(Y^*)/\pi(Y_{t-L-1})$; otherwise set $Y_{t-L} = Y_{t-L-1}$. Such a kernel \bar{K} is a coupling of K with itself, and Assumption 2.4 holds by design. The verification of Assumption 2.3 is harder but can be done via drift conditions in various cases; we refer to Jacob et al. [2019b] for more discussion.

Figure 1 shows the evolution of the marginal distribution of the chain, and the TV and 1-Wasserstein distance upper bounds. We use $L = 1$ and $L = 150$. For each L , $N = 10000$ independent runs of Algorithm 1 were performed to estimate the bounds in Theorem 2.5 by empirical averages. Exact distances are shown for comparison. Tighter bounds are obtained with larger values of L , as discussed further in Section 2.3.

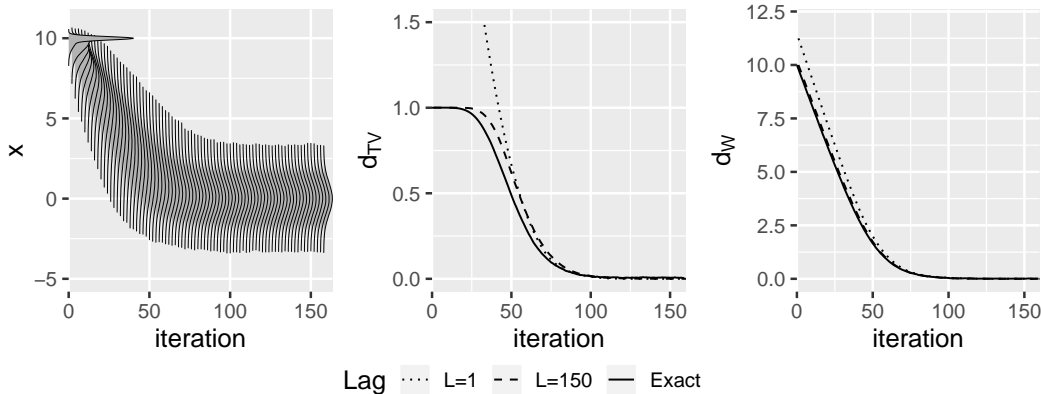


Figure 1: Marginal distributions of the chain (left), and upper bounds on the total variation (middle) and the 1-Wasserstein distance (right) between π_t and π , for a Metropolis-Hastings algorithm targeting $\mathcal{N}(0, 1)$ and starting from a Dirac mass at 10. With $L = 150$ the estimated upper bounds for both are close to the exact distances.

2.2.2 A bimodal target

We consider a bimodal target to illustrate the limitations of the proposed technique. The target is $\pi = \frac{1}{2}\mathcal{N}(-4, 1) + \frac{1}{2}\mathcal{N}(4, 1)$, as in Section 5.1 of Jacob et al. [2019b]. The MCMC algorithm is again random walk MH, with $\sigma_{\text{MH}} = 1$, $\pi_0 = \mathcal{N}(10, 1)$. Now, the chains struggle to jump between the modes, as seen in Figure 2 (left), which shows a histogram of the 500th marginal distribution from 1000 independent chains. Figure 2 (right) shows the TV upper bound estimates for lags $L = 1$ and $L = 18000$ (considered very large), obtained with $N \in \{1000, 5000, 10000\}$ independent runs of Algorithm 1.

With $L = 18000$, we do not see a difference between the obtained upper bounds, which suggests that the variance of the estimators is small for the different values of N . In contrast, the dashed line bounds corresponding to lag $L = 1$ are very different. This is because, over 1000 experiments, the 1-lag meetings always occurred quickly in the mode nearest to the initial distribution. However, over 5000 and 10000 experiments, there were instances where one of the two chains jumped to the other mode before meeting, resulting in a much longer meeting time. Thus the results obtained with $N = 1000$ repeats can be misleading. This is a manifestation of the estimation error associated with empirical averages, which are not guaranteed to be accurate after any fixed number N of repeats. The shape of the bounds obtained with $L = 18000$, with a plateau, reflects how the chains first visit one of the modes, and then both.

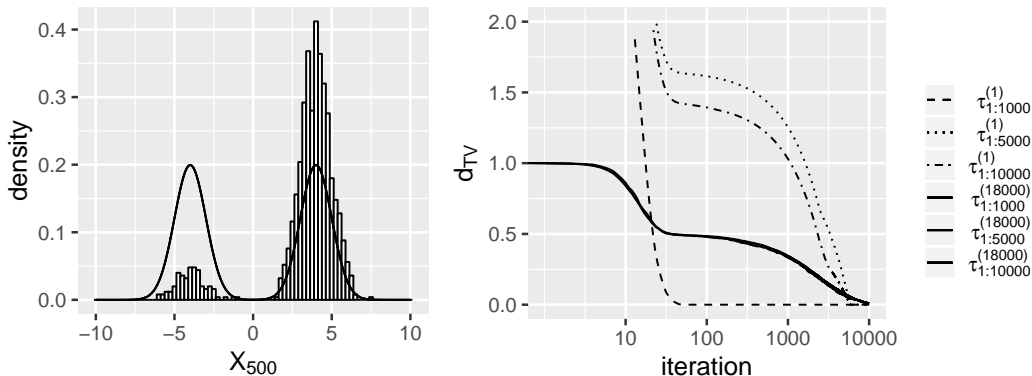


Figure 2: Metropolis-Hastings algorithm with $\pi_0 \sim \mathcal{N}(10, 1)$, $\sigma_{\text{MH}} = 1$ on a bimodal target. Left: Histogram of the 500th marginal distribution from 1000 independent chains, and target density in full line. Right: Total variation bounds obtained with lags $L \in \{1, 18000\}$ and $N \in \{1000, 5000, 10000\}$ independent runs of Algorithm 1.

2.3 Choice of lag L

Section 2.2.2 illustrates the importance of the choice of lag L . Obtaining $\tau^{(L)}$ requires sampling L times from K and $\tau^{(L)} - L$ from \bar{K} . When L gets large, we can consider X_L to be at stationarity, while Y_0 still follows π_0 . Then the distribution of $\tau^{(L)} - L$ depends entirely on \bar{K} and not on L . In that regime the cost of obtaining $\tau^{(L)}$ increases linearly in L . On the other hand, if L is small, the cost might be dominated by the $\tau^{(L)} - L$ draws from \bar{K} . Thus increasing L might not significantly impact the cost until the distribution of $\tau^{(L)} - L$ becomes stable in L .

The point of increasing L is to obtain sharper bounds. For example, from (4) we see that, for fixed t , the variable in the expectation takes values in $[0, 1]$ with increasing probability as $L \rightarrow \infty$, resulting in upper bounds more likely to be in $[0, 1]$ and thus non-vacuous. The upper bound is also decreasing in t . This motivates the strategy of starting with $L = 1$, plotting the bounds as in Figure 1, and increasing L until the estimated upper bound for $d_{\text{TV}}(\pi_0, \pi)$ is close to 1.

Irrespective of the cost, the benefits of increasing L eventually diminish: the upper bounds are loose to some extent since the coupling operated by \bar{K} is not optimal [Thorisson, 1986]. The couplings considered in this work are chosen to be widely applicable but are not optimal in any way.

2.4 Comparison with Johnson’s diagnostics

The proposed approach is similar to that proposed by Valen Johnson in Johnson [1996], which works as follows. A number $c \geq 2$ of chains start from π_0 and evolve jointly (without time lags), such that they all coincide exactly after a random number of steps T_c , while each chain marginally evolves according to K . If we assume that any draw from π_0 would be accepted as a draw from π in a rejection sampler with probability $1 - r$, then the main result of Johnson [1996] provides the bound: $d_{\text{TV}}(\pi_t, \pi) \leq \mathbb{P}(T_c > t) \times (1 - r^c)^{-1}$. As c

increases, for any $r \in (0, 1)$ the upper bound approaches $\mathbb{P}(T_c > t)$, which itself is small if t is a large quantile of the meeting time T_c . A limitation of this result is its reliance on the quantity r , which might be unknown or very close to one in challenging settings. Another difference is that we rely on pairs of lagged chains and tune the lag L , while the tuning parameter in [Johnson \[1996\]](#) is the number of coupled chains c .

3 Experiments and applications

3.1 Ising model

We consider an Ising model, where the target is defined on a large discrete space, namely a square lattice with 32×32 sites (each site has 4 neighbors) and periodic boundaries. For a state $x \in \{-1, +1\}^{32 \times 32}$, we define the target probability $\pi_\beta(x) \propto \exp(\beta \sum_{i \sim j} x_i x_j)$, where the sum is over all pairs i, j of neighboring sites. As β increases, the correlation between nearby sites increases and single-site Gibbs samplers are known to perform poorly [[Mossel and Sly, 2013](#)]. Difficulties in the assessment of the convergence of these samplers are in part due to the discrete nature of the state space, which limits the possibilities of visual diagnostics. Users might observe trace plots of one-dimensional statistics of the chains, such as $x \mapsto \sum_{i \sim j} x_i x_j$, and declare convergence when the statistic seems to stabilize; see [[Titsias and Yau \[2017\]](#), [Zanella \[2019\]](#)] where trace plots of summary statistics are used to monitor Markov chains.

Here we compute the proposed upper bounds for the TV distance for two algorithms: a single site Gibbs sampler (SSG) and a parallel tempering (PT) algorithm, where different chains target different π_β with SSG updates, and regularly attempt to swap their states [[Geyer, 1991](#), [Syed et al., 2019](#)]. The initial distribution assigns -1 and $+1$ with equal probability on each site independently. For $\beta = 0.46$, we obtain TV bounds for SSG using a lag $L = 10^6$, and $N = 500$ independent repeats. For PT we use 12 chains, each targeting π_β with β in an equispaced grid ranging from 0.3 to 0.46, a frequency of swap moves of 0.02, and a lag $L = 2 \times 10^4$. The results are in [Figure 3](#), where we see a plateau for the TV bounds on SSG and faster convergence for the TV bounds on PT. Our results are consistent with theoretical work on faster mixing times of PT targeting multimodal distributions including Ising models [[Woodard et al., 2009](#)]. Note that the targets are different for both algorithms, as PT operates on an extended space. The behavior of meeting times of coupled chains motivated by the ‘‘coupling from the past’’ algorithm [[Propp and Wilson, 1996](#)] for Ising models has been studied e.g. in [[Collecchio et al. \[2018\]](#)].

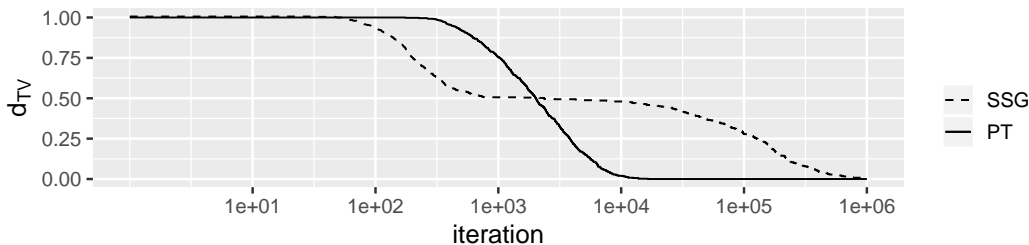


Figure 3: Single-site Gibbs (SSG) versus Parallel Tempering (PT) for an Ising model; bounds on the total variation distance between π_t and π , for t up to 10^6 and inverse temperature $\beta = 0.46$.

3.2 Logistic regression

We next consider a target on a continuous state space defined as the posterior in a Bayesian logistic regression. Consider the German Credit data from [[Lichman \[2013\]](#)]. There are $n = 1000$ binary responses $(Y_i)_{i=1}^n \in \{-1, 1\}^n$ indicating whether individuals are creditworthy or not creditworthy, and $d = 49$ covariates $x_i \in \mathbb{R}^d$ for each individual i . The logistic regression model states $\mathbb{P}(Y_i = y_i | x_i) = (1 + e^{-y_i x_i^T \beta})^{-1}$ with a normal prior $\beta \sim \mathcal{N}(0, 10I_d)$. We can sample from the posterior using Hamiltonian Monte Carlo (HMC, [[Neal \[1993\]](#)]) or the Pólya-Gamma Gibbs sampler (PG, [[Polson et al. \[2013\]](#)]). The former involves tuning parameters ϵ_{HMC} and S_{HMC} corresponding to a step size and a number of steps in a leapfrog integration

scheme performed at every iteration. We can use the proposed bounds to compare convergence associated with HMC for different $\epsilon_{\text{HMC}}, S_{\text{HMC}}$, and with the PG sampler. Figure 4 shows the total variation bounds for HMC with $\epsilon_{\text{HMC}} = 0.025$ and $S_{\text{HMC}} = 4, 5, 6, 7$ and the corresponding bound for the parameter-free PG sampler, both starting from $\pi_0 \sim \mathcal{N}(0, 10I_d)$. In this example, the bounds are smaller for the PG sampler than for all HMC samplers under consideration.

We emphasize that the HMC tuning parameters associated with the fastest convergence to stationarity might not necessarily be optimal in terms of asymptotic variance of ergodic averages of functions of interest; see related discussions in [Heng and Jacob \[2019\]](#). Also, since the proposed upper bounds are not tight, the true convergence rates of the Markov chains under consideration may be ordered differently. The proposed upper bounds still allow a comparison of how confident we can be about the bias of different MCMC algorithms after a fixed number of iterations.

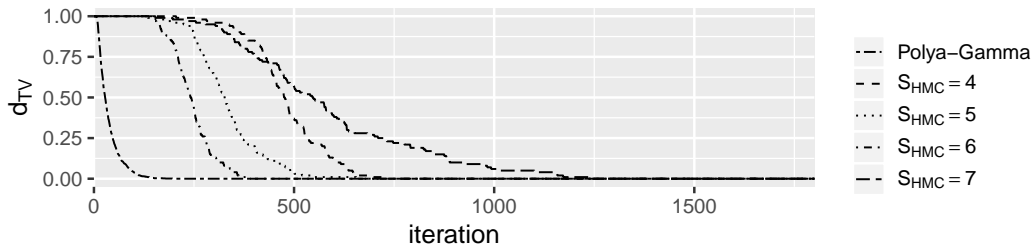


Figure 4: Proposed upper bounds on $d_{\text{TV}}(\pi_t, \pi)$ for a Pólya-Gamma Gibbs sampler and for Hamiltonian Monte Carlo on a 49-dimensional posterior distribution in a logistic regression model. For HMC the step size is $\epsilon_{\text{HMC}} = 0.025$ and the number of steps is $S_{\text{HMC}} = 4, 5, 6, 7$.

3.3 Comparison of exact and approximate MCMC algorithms

In various settings approximate MCMC methods trade off asymptotic unbiasedness for gains in computational speed, e.g. [Johndrow et al. \[2018\]](#), [Rudolf and Schweizer \[2018\]](#), [Dalalyan and Karagulyan \[2019\]](#). We compare an approximate MCMC method (Unadjusted Langevin Algorithm, ULA) with its exact counterpart (Metropolis-Adjusted Langevin Algorithm, MALA) in various dimensions. Our target is a multivariate normal:

$$\pi = \mathcal{N}(0, \Sigma) \text{ where } [\Sigma]_{i,j} = 0.5^{|i-j|} \text{ for } 1 \leq i, j \leq d.$$

Both MALA and ULA chains start from $\pi_0 \sim \mathcal{N}(0, I_d)$, and have step sizes of $d^{-1/6}$ and $0.1d^{-1/6}$ respectively. Step sizes are linked to an optimal result of [Roberts and Rosenthal \[2001\]](#), and the 0.1 multiplicative factor for ULA ensures that the target distribution for ULA is close to π (see [Dalalyan \[2017\]](#)). We can use couplings to study the mixing times $t_{\text{mix}}(\epsilon)$ of the two algorithms, where $t_{\text{mix}}(\epsilon) := \inf\{k \geq 0 : d_{\text{TV}}(\pi_k, \pi) < \epsilon\}$. Figure 5 highlights how the dimension impacts the estimated upper bounds on the mixing time $t_{\text{mix}}(0.25)$, calculated as $\inf\{k \geq 0 : \widehat{\mathbb{E}}[\max(0, \lceil (\tau^{(L)} - L - k)/L \rceil)] < 0.25\}$ where $\widehat{\mathbb{E}}$ denotes empirical averages. The results are consistent with the theoretical analysis in [Dwivedi et al. \[2018\]](#). For a strongly log-concave target such as $\mathcal{N}(0, \Sigma)$, Table 2 of [Dwivedi et al. \[2018\]](#) indicates mixing time upper bounds of order $\mathcal{O}(d)$ and $\mathcal{O}(d^2)$ for ULA and MALA respectively (with a *non-warm* start centered at the unique mode of the target). In comparison to theoretical studies in [Dalalyan \[2017\]](#), [Dwivedi et al. \[2018\]](#), our bounds can be directly estimated by simulation. On the other hand, the bounds in [Dalalyan \[2017\]](#), [Dwivedi et al. \[2018\]](#) are more explicit about the impact of different aspects of the problem including dimension, step size, and features of the target.

4 Assessing the bias of sequential Monte Carlo samplers

Lastly, we consider the bias associated with samples generated by sequential Monte Carlo (SMC) samplers [\[Del Moral et al., 2006\]](#); the bias of self-normalized importance samplers can be treated similarly. Let $(w^n, \xi^n)_{n=1}^N$ be the weighted sample from an SMC sampler with N particles targeting π , and let $q^{(N)}$ be the

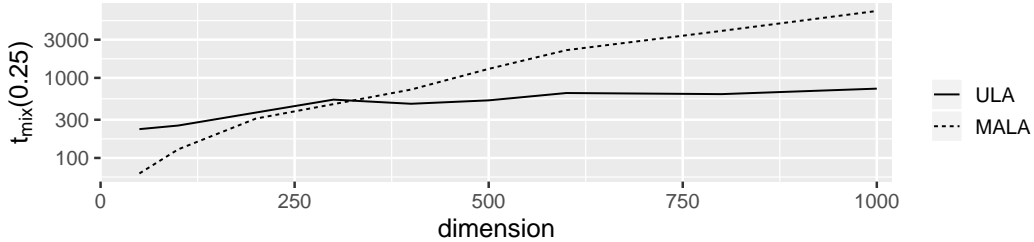


Figure 5: Mixing time bounds for ULA and MALA targeting a multivariate Normal distribution, as a function of the dimension. Mixing time $t_{\text{mix}}(0.25)$ denotes the first iteration t for which the estimated TV between π_t and π is less than 0.25.

marginal distribution of a particle ξ sampled among $(\xi^n)_{n=1}^N$ with probabilities $(w^n)_{n=1}^N$. Our aim is to upper bound a distance between $q^{(N)}$ and π for a fixed N . We denote by \hat{Z} the normalizing constant estimator generated by the SMC sampler.

The particle independent MH algorithm (PIMH, [Andrieu et al. \[2010\]](#)) operates as an independent MH algorithm using SMC samplers as proposals. Let $(\hat{Z}_t)_{t \geq 0}$ be the normalizing constant estimates from a PIMH chain. Consider an L -lag coupling of a pair of such PIMH chains as introduced in [Middleton et al. \[2019\]](#), initializing the chains by running an SMC sampler. Here $\tau^{(L)}$ is constructed so that it can be equal to L with positive probability; more precisely,

$$\tau^{(L)} - (L - 1) | \hat{Z}_{L-1} \sim \text{Geometric}(\alpha(\hat{Z}_{L-1})), \quad (6)$$

where $\alpha(\hat{Z}) := \mathbb{E}[\min(1, \hat{Z}^*/\hat{Z}) | \hat{Z}]$ is the average acceptance probability of PIMH, from a state with normalizing constant estimate \hat{Z} ; see [Middleton et al. \[2019, Proposition 8\]](#) for a formal statement in the case of 1-lag couplings. With this insight, we can bound the TV distance between the target and particles generated by SMC samplers, using [Theorem 2.5](#) applied with $t = 0$. Details are in the appendices. We obtain

$$d_{\text{TV}}(q^{(N)}, \pi) \leq \mathbb{E}\left[\max\left(0, \left\lceil \frac{\tau^{(L)} - L}{L} \right\rceil\right)\right] = \mathbb{E}\left[\frac{1 - \alpha(\hat{Z}_{L-1})}{1 - (1 - \alpha(\hat{Z}_{L-1}))^L}\right]. \quad (7)$$

The bound in (7) depends only on the distribution of the normalizing constant estimator \hat{Z} , and can be estimated using independent runs of the SMC sampler. We can also estimate the distribution of \hat{Z} from a single SMC sampler by appealing to large asymptotic results such as in [Bérard et al. \[2014\]](#), combined with asymptotically valid variance estimators such as [Lee and Whiteley \[2018\]](#). As N goes to infinity we expect $\alpha(\hat{Z}_{L-1})$ to approach one and the proposed upper bound to go to zero. The proposed bound aligns with the common practice of considering the variance of \hat{Z} as a measure of global performance of SMC samplers.

Existing TV bounds for particle approximations, such as those in [Del Moral \[2004, Chapter 8\]](#) and [Huggins and Roy \[2019\]](#), are more informative qualitatively but harder to approximate numerically. The result also applies to self-normalized importance samplers (see [Robert and Casella \[2013, Chapter 3\]](#) and [Owen \[2019, Chapter 8\]](#)). In that case [Agapiou et al. \[2017, Theorem 2.1\]](#) shows $d_{\text{TV}}(q^{(N)}, \pi) \leq 6N^{-1}\rho$ for $\rho = \mathbb{E}_{\xi \sim q}[w(\xi)^2] / \mathbb{E}_{\xi \sim q}[w(\xi)]^2$, with w the importance sampling weight function, which is a simpler and more informative bound; see also [Chatterjee and Diaconis \[2018\]](#) for related results and concentration inequalities.

5 Discussion

The proposed method can be used to obtain guidance on the choice of burn-in, to compare different MCMC algorithms targeting the same distribution, and to compare mixing times of approximate and exact MCMC methods. The main requirement for the application of the method is the ability to generate coupled Markov chains that can meet exactly after a random but finite number of iterations. The couplings employed here, and described in the appendices, are not optimal in any way. As the couplings are algorithm-specific and not

target-specific, they can potentially be added to statistical software such as PyMC3 [Salvatier et al., 2016] or Stan [Carpenter et al., 2017].

The bounds are not tight, in part due to the couplings not being maximal [Thorisson, 1986], but experiments suggest that they can be practical. The proposed bounds go to zero as t increases, making them informative at least for large enough t . The combination of time lags and coupling of more than two chains as in Johnson [1996] could lead to new diagnostics. Further research might also complement the proposed upper bounds with lower bounds, obtained by considering specific functions among the classes of functions used to define the integral probability metrics.

Acknowledgments. The authors are grateful to Espen Bernton, Nicolas Chopin, Andrew Gelman, Lester Mackey, John O’Leary, Christian Robert, Jeffrey Rosenthal, James Scott, Aki Vehtari and reviewers for helpful comments on an earlier version of the manuscript. The second author gratefully acknowledges support by the National Science Foundation through awards DMS-1712872 and DMS-1844695. The figures were created with packages [Wilke, 2017, Wickham, 2016] in R Core Team [R Core Team, 2013].

References

- S. Agapiou, O. Papaspiliopoulos, D. Sanz-Alonso, and A. M. Stuart. Importance sampling: Intrinsic dimension and computational cost. *Statistical Science*, 32(3):405–431, 08 2017. doi: 10.1214/17-STS611. URL <https://doi.org/10.1214/17-STS611>. 8
- C. Andrieu, A. Doucet, and R. Holenstein. Particle Markov chain Monte Carlo methods. *Journal of the Royal Statistical Society: Series B (Statistical Methodology)*, 72(3):269–342, 2010. 8, 14
- C. Andrieu, A. Lee, and M. Vihola. Uniform ergodicity of the iterated conditional SMC and geometric ergodicity of particle Gibbs samplers. *Bernoulli*, 24(2):842–872, 2018. 2
- J. Bérard, P. Del Moral, and A. Doucet. A lognormal central limit theorem for particle approximations of normalizing constants. *Electronic Journal of Probability*, 19, 2014. 8
- N. Bou-Rabee, A. Eberle, and R. Zimmer. Coupling and convergence for Hamiltonian Monte Carlo. *arXiv preprint arXiv:1805.00452*, 2018. 2, 15, 18
- S. P. Brooks and G. O. Roberts. Assessing convergence of Markov chain Monte Carlo algorithms. *Statistics and Computing*, 8(4):319–335, 1998. 1
- B. Carpenter, A. Gelman, M. D. Hoffman, D. Lee, B. Goodrich, M. Betancourt, M. Brubaker, J. Guo, P. Li, and A. Riddell. Stan : A probabilistic programming language. *Journal of Statistical Software*, 76(1), 1 2017. ISSN 1548-7660. doi: 10.18637/jss.v076.i01. 9
- S. Chatterjee and P. Diaconis. The sample size required in importance sampling. *Annals of Applied Probability*, 28(2):1099–1135, 04 2018. doi: 10.1214/17-AAP1326. URL <https://doi.org/10.1214/17-AAP1326>. 8
- N. Chopin and S. S. Singh. On particle Gibbs sampling. *Bernoulli*, 21(3):1855–1883, 2015. 2
- K. Chwialkowski, H. Strathmann, and A. Gretton. A kernel test of goodness of fit. In *Proceedings of The 33rd International Conference on Machine Learning*, volume 48 of *Proceedings of Machine Learning Research*, pages 2606–2615, New York, New York, USA, 20–22 Jun 2016. PMLR. URL <http://proceedings.mlr.press/v48/chwialkowski16.html>. 2
- A. Collecchio, E. M. Elçi, T. M. Garoni, and M. Weigel. On the coupling time of the heat-bath process for the Fortuin–Kasteleyn random–cluster model. *Journal of Statistical Physics*, 170(1):22–61, 2018. 6
- J. N. Corcoran and R. L. Tweedie. Perfect sampling from independent Metropolis–Hastings chains. *Journal of Statistical Planning and Inference*, 104(2):297–314, 2002. doi: 10.1016/S0378-3758(01)00243-9. 14
- M. K. Cowles and J. S. Rosenthal. A simulation approach to convergence rates for Markov chain Monte Carlo algorithms. *Statistics and Computing*, 8(2):115–124, 1998. 1

- A. S. Dalalyan. Theoretical guarantees for approximate sampling from smooth and log-concave densities. *Journal of the Royal Statistical Society: Series B (Statistical Methodology)*, 79(3):651–676, 2017. doi: 10.1111/rssb.12183. URL <https://rss.onlinelibrary.wiley.com/doi/abs/10.1111/rssb.12183>. 1, 7
- A. S. Dalalyan and A. Karagulyan. User-friendly guarantees for the Langevin Monte Carlo with inaccurate gradient. *Stochastic Processes and their Applications*, 2019. 7
- P. Del Moral. *Feynman-Kac Formulae*. Springer New York, 2004. 8
- P. Del Moral, A. Doucet, and A. Jasra. Sequential Monte Carlo samplers. *Journal of the Royal Statistical Society: Series B (Statistical Methodology)*, 68(3):411–436, 2006. doi: 10.1111/j.1467-9868.2006.00553.x. URL <https://rss.onlinelibrary.wiley.com/doi/abs/10.1111/j.1467-9868.2006.00553.x>. 7, 14
- A. Durmus, G. Fort, and É. Moulines. Subgeometric rates of convergence in Wasserstein distance for Markov chains. In *Annales de l’Institut Henri Poincaré, Probabilités et Statistiques*, volume 52, pages 1799–1822. Institut Henri Poincaré, 2016. 1
- R. Dwivedi, Y. Chen, M. J. Wainwright, and B. Yu. Log-concave sampling: Metropolis–Hastings algorithms are fast! In *Proceedings of the 31st Conference On Learning Theory*, volume 75 of *Proceedings of Machine Learning Research*, pages 793–797. PMLR, 06–09 Jul 2018. 1, 2, 7
- A. Gelman and S. P. Brooks. General methods for monitoring convergence of iterative simulations. *Journal of Computational and Graphical Statistics*, 1998. 1
- A. Gelman and D. B. Rubin. Inference from iterative simulation using multiple sequences. *Statistical Science*, 1992. 1
- J. Geweke. Evaluating the accuracy of sampling-based approaches to the calculation of posterior moments. *Bayesian Statistics*, 1998. 1
- C. Geyer. Markov chain Monte Carlo maximum likelihood. *Technical report, University of Minnesota, School of Statistics*, 1991. 6
- P. W. Glynn and C.-H. Rhee. Exact estimation for Markov chain equilibrium expectations. *Journal of Applied Probability*, 51(A):377–389, 2014. 1, 12, 13
- J. Gorham and L. Mackey. Measuring sample quality with Stein’s method. In C. Cortes, N. D. Lawrence, D. D. Lee, M. Sugiyama, and R. Garnett, editors, *Advances in Neural Information Processing Systems 28*, pages 226–234. Curran Associates, Inc., 2015. URL <http://papers.nips.cc/paper/5768-measuring-sample-quality-with-steins-method.pdf>. 2
- J. Gorham, A. Duncan, S. Vollmer, and L. Mackey. Measuring Sample Quality with Diffusions. 2018. arXiv preprint arXiv:1611.06972v6. 2
- J. Heng and P. E. Jacob. Unbiased Hamiltonian Monte Carlo with couplings. *Biometrika*, 106(2):287–302, 2019. 2, 7, 14, 18
- J. H. Huggins and D. M. Roy. Sequential Monte Carlo as approximate sampling: bounds, adaptive resampling via ∞ -ESS, and an application to particle Gibbs. *Bernoulli*, 25(1):584–622, 2019. 8
- P. E. Jacob, F. Lindsten, and T. B. Schön. Smoothing with couplings of conditional particle filters. *Journal of the American Statistical Association*, 2019a. doi: 10.1080/01621459.2018.1548856. URL <https://doi.org/10.1080/01621459.2018.1548856>. 2
- P. E. Jacob, J. O’Leary, and Y. F. Atchadé. Unbiased Markov chain Monte Carlo with couplings. *Journal of the Royal Statistical Society: Series B (Statistical Methodology)*, 2019b. 1, 2, 3, 4, 12, 13, 14, 15, 18
- J. E. Johndrow, P. Orenstein, and A. Bhattacharya. Scalable MCMC for Bayes shrinkage priors. *arXiv preprint arXiv:1705.00841v3*, 2018. 7

- V. E. Johnson. Studying convergence of Markov chain Monte Carlo algorithms using coupled sample paths. *Journal of the American Statistical Association*, 91(433):154–166, 1996. 1, 2, 5, 6, 9
- V. E. Johnson. A coupling-regeneration scheme for diagnosing convergence in Markov chain Monte Carlo algorithms. *Journal of the American Statistical Association*, 93(441):238–248, 1998. 1, 15
- A. Lee and N. Whiteley. Variance estimation in the particle filter. *Biometrika*, 105(3):609–625, 2018. 8
- M. Lichman. UCI machine learning repository, 2013. URL <http://archive.ics.uci.edu/ml>. 6
- Q. Liu, J. Lee, and M. Jordan. A kernelized Stein discrepancy for goodness-of-fit tests. In *Proceedings of The 33rd International Conference on Machine Learning*, volume 48 of *Proceedings of Machine Learning Research*, pages 276–284, New York, New York, USA, 20–22 Jun 2016. PMLR. URL <http://proceedings.mlr.press/v48/liub16.html>. 2
- O. Mangoubi and A. Smith. Rapid mixing of Hamiltonian Monte Carlo on strongly log-concave distributions. *arXiv preprint arXiv:1708.07114*, 2017. 2
- L. Middleton, G. Deligiannidis, A. Doucet, and P. E. Jacob. Unbiased Markov chain Monte Carlo for intractable target distributions. *arXiv preprint arXiv:1807.08691*, 2018. 3
- L. Middleton, G. Deligiannidis, A. Doucet, and P. E. Jacob. Unbiased smoothing using particle independent Metropolis-Hastings. In *Proceedings of Machine Learning Research*, volume 89 of *Proceedings of Machine Learning Research*, pages 2378–2387. PMLR, 16–18 Apr 2019. URL <http://proceedings.mlr.press/v89/middleton19a.html>. 8, 14, 19
- E. Mossel and A. Sly. Exact thresholds for Ising–Gibbs samplers on general graphs. *The Annals of Probability*, 41(1):294–328, 2013. 6
- R. M. Neal. Bayesian learning via stochastic dynamics. *Advances in neural information processing systems*, 1993. 6
- A. B. Owen. *Monte Carlo theory, methods and examples*. 2019. 8
- G. Peyré and M. Cuturi. *Computational Optimal Transport*. 2019. arXiv preprint ArXiv:1803.00567v3. 2
- N. G. Polson, J. G. Scott, and J. Windle. Bayesian inference for logistic models using Polya-Gamma latent variables. *Journal of the American Statistical Association*, 108(504):1339–1349, 2013. doi: 10.1080/01621459.2013.829001. URL <https://doi.org/10.1080/01621459.2013.829001>. 6, 17, 18
- J. G. Propp and D. B. Wilson. Exact sampling with coupled Markov chains and applications to statistical mechanics. *Random Structures & Algorithms*, 9(1-2):223–252, 1996. 6
- R Core Team. *R: A Language and Environment for Statistical Computing*. R Foundation for Statistical Computing, Vienna, Austria, 2013. URL <http://www.R-project.org/>. 9
- C. P. Robert and G. Casella. *Monte Carlo Statistical Methods*. Springer New York, 2013. 1, 8
- G. O. Roberts and J. S. Rosenthal. Optimal scaling for various Metropolis–Hastings algorithms. *Statistical Science*, 16(4):351–367, 11 2001. doi: 10.1214/ss/1015346320. URL <https://doi.org/10.1214/ss/1015346320>. 7
- G. O. Roberts and J. S. Rosenthal. General state space Markov chains and MCMC algorithms. *Probability Surveys*, (1):20–71, 2004. 1
- J. S. Rosenthal. Analysis of the Gibbs sampler for a model related to James–Stein estimators. *Statistics and Computing*, 6(3):269–275, 1996. 1
- D. Rudolf and N. Schweizer. Perturbation theory for Markov chains via Wasserstein distance. *Bernoulli*, 24(4A):2610–2639, 2018. 7

- J. Salvatier, T. Wiecki, and C. Fonnesbeck. Probabilistic programming in Python using PyMC3. *PeerJ Computer Science*, 2(55), 2016. 9
- B. K. Sriperumbudur, K. Fukumizu, A. Gretton, B. Schölkopf, and G. R. Lanckriet. On the empirical estimation of integral probability metrics. *Electronic Journal of Statistics*, 6:1550–1599, 2012. 2
- S. Syed, A. Bouchard-Côté, G. Deligiannidis, and A. Doucet. Non-reversible parallel tempering: an embarrassingly parallel MCMC scheme. *arXiv preprint arXiv:1905.02939*, 2019. 6, 16, 17
- H. Thorisson. On maximal and distributional coupling. *The Annals of Probability*, pages 873–876, 1986. 5, 9
- H. Thorisson. *Coupling, stationarity, and regeneration*. Springer New York, 2000. 15
- M. K. Titsias and C. Yau. The Hamming ball sampler. *Journal of the American Statistical Association*, 112(520):1598–1611, 2017. 6
- D. Vats, J. M. Flegal, and G. L. Jones. Multivariate output analysis for Markov chain Monte Carlo. *Biometrika*, 106(2):321–337, 04 2019. 1
- M. Vihola. Unbiased estimators and multilevel Monte Carlo. *Operations Research*, 66(2):448–462, 2017. 13
- N. Whiteley. Sequential Monte Carlo samplers: error bounds and insensitivity to initial conditions. *Stochastic Analysis and Applications*, 30(5):774–798, 2012. 14
- H. Wickham. *ggplot2: elegant graphics for data analysis*. Springer, 2016. 9
- C. O. Wilke. ggridges: Ridgeline plots in ‘ggplot2’. *R package version 0.4*, 1, 2017. 9
- D. B. Woodard, S. C. Schmidler, and M. Huber. Conditions for rapid mixing of parallel and simulated tempering on multimodal distributions. *Ann. Appl. Probab.*, 19(2):617–640, 04 2009. doi: 10.1214/08-AAP555. URL <https://doi.org/10.1214/08-AAP555>. 6
- G. Zanella. Informed proposals for local MCMC in discrete spaces. *Journal of the American Statistical Association*, 2019. 6

A Proofs

A.1 L -lag unbiased estimators

Our motivation for Theorem 2.5 comes from recent works on unbiased MCMC estimators using couplings [Jacob et al., 2019b, Glynn and Rhee, 2014]. In particular, extending the unbiased estimator from Jacob et al. [2019b] that corresponds to a lag $L = 1$, we first construct the L -lag estimator with an arbitrary $L \geq 1$ as

$$H_t^{(L)}(X, Y) := h(X_t) + \sum_{j=1}^{\lceil \frac{\tau^{(L)} - L - t}{L} \rceil} h(X_{t+jL}) - h(Y_{t+(j-1)L}). \quad (8)$$

where $h \in \mathcal{H}$, chains $(X_t)_{t \geq 0}$, $(Y_t)_{t \geq 0}$ marginally have the same initial distribution π_0 and Markov transition kernel K on $(\mathbb{R}^d, \mathcal{B}(\mathbb{R}^d))$ with invariant distribution π , and they are jointly following the L -lag coupling algorithm (Algorithm 1 in the main paper). As an aside, following Jacob et al. [2019b] we also include the corresponding time-averaged L -lag estimator:

$$H_{k:m}^{(L)}(X, Y) := \frac{1}{m - k + 1} \sum_{t=k}^m H_t^{(L)}(X, Y) \quad (9)$$

$$= \frac{1}{m - k + 1} \sum_{t=k}^m h(X_t) + \frac{1}{m - k + 1} \sum_{t=k}^m \sum_{j=1}^{\lceil \frac{\tau^{(L)} - L - t}{L} \rceil} h(X_{t+jL}) - h(Y_{t+(j-1)L}). \quad (10)$$

Following the proof technique for the 1-lag estimator in [Jacob et al. \[2019b\]](#), we first prove an unbiasedness result for $H_t^{(L)}(X, Y)$. By linearity the unbiasedness of $H_{k:m}^{(L)}(X, Y)$ follows.

Proposition A.1. *Under the Assumptions 2.2, 2.3 and 2.4 of the main article, $H_t^{(L)}(X, Y)$ has expectation $\mathbb{E}_{X \sim \pi}[h(X)]$, finite variance, and finite expected computing time.*

Proof. The proof is nearly identical to those in [Vihola \[2017\]](#), [Glynn and Rhee \[2014\]](#), [Jacob et al. \[2019b\]](#) and related articles, and is only reproduced here for completeness. Let $t = 0$ without loss of generality. Otherwise start the chains at π_t rather than π_0 . Secondly, we can focus on the component-wise behaviour of $H_0^{(L)}(X, Y)$ and assume h takes values in \mathbb{R} without loss of generality. For simplicity of notation we drop the (L) superscript and write $H_0(X, Y)$ to denote $H_0^{(L)}(X, Y)$.

Define $\Delta_0 = h(X_0)$, $\Delta_j = h(X_{jL}) - h(Y_{(j-1)L})$ for $j \geq 1$, and $H_0^n(X, Y) := \sum_{j=0}^n \Delta_j$. By Assumption 2.3, $\mathbb{E}[\tau^{(L)}] < \infty$, so the computation time has finite expectation. When $(1+j)L \geq \tau^{(L)}$, $\Delta_j = 0$ by faithfulness (Assumption 2.4). As $\tau^{(L)} \stackrel{a.s.}{<} \infty$, this implies $H_0^n(X, Y) \xrightarrow{a.s.} H_0(X, Y)$ as $n \rightarrow \infty$.

We now show that $(H_0^n(X, Y))_{n \geq 0}$ is a Cauchy sequence in L_2 , the space of random variable with finite first two moments, by showing

$$\sup_{n' \geq n} \mathbb{E}[(H_0^{n'}(X, Y) - H_0^n(X, Y))^2] \xrightarrow{n \rightarrow \infty} 0.$$

This follows by direct calculation. Firstly by Cauchy–Schwarz,

$$\mathbb{E}[(H_0^{n'}(X, Y) - H_0^n(X, Y))^2] = \sum_{s=n+1}^{n'} \sum_{t=n+1}^{n'} \mathbb{E}[\Delta_s \Delta_t] \leq \sum_{s=n+1}^{n'} \sum_{t=n+1}^{n'} \mathbb{E}[\Delta_s^2]^{1/2} \mathbb{E}[\Delta_t^2]^{1/2}.$$

By Hölder's inequality with $p = 1 + \eta/2$, $q = (2 + \eta)/\eta$ and Assumptions 2.2 - 2.3, for any $\eta > 0$,

$$\begin{aligned} \mathbb{E}[\Delta_t^2] &= \mathbb{E}[\Delta_t^2 \mathbf{1}(\tau^{(L)} > (1+t)L)] \leq \mathbb{E}[\Delta_t^{2+\eta}]^{\frac{1}{1+\eta/2}} \mathbb{E}[\mathbf{1}(\tau^{(L)} > (1+t)L)]^{\frac{\eta}{2+\eta}} \\ &< D^{\frac{1}{1+\eta/2}} (C\delta^t)^{\frac{\eta}{2+\eta}}. \end{aligned}$$

where $\mathbb{E}[\Delta_t^{2+\eta}] \leq \mathbb{E}[M_{\mathcal{H}}(X_{tL}, Y_{(t-1)L})^{2+\eta}] \leq D$ follows from Assumptions 2.2. Overall this implies $\mathbb{E}[(H_0^{n'}(X, Y) - H_0^n(X, Y))^2] \leq \tilde{C}\tilde{\delta}^n$ for some $\tilde{C} > 0, \tilde{\delta} \in (0, 1)$ for all $n \geq 0$. Hence $(H_0^n(X, Y))_{n \geq 0}$ is a Cauchy sequence in L_2 , and has finite first and second moments. Recall that Cauchy sequences are bounded, so we can apply the dominated convergence theorem to get,

$$\mathbb{E}[H_0(X, Y)] = \mathbb{E}[\lim_{n \rightarrow \infty} H_0^n(X, Y)] = \lim_{n \rightarrow \infty} \mathbb{E}[H_0^n(X, Y)].$$

Finally, note that by a telescoping sum argument and Assumption 2.2,

$$\lim_{n \rightarrow \infty} \mathbb{E}[H_0^n(X, Y)] = \lim_{n \rightarrow \infty} \mathbb{E}[h(X_n)] = \mathbb{E}_{X \sim P}[h(X)].$$

as required. Therefore, in general $H_t^{(L)}(X, Y)$ has expectation $\mathbb{E}_{X \sim \pi}[h(X)]$, finite variance, and a finite expected computing time. \square

A.2 Proof of Theorem 2.5

Proof. We consider the L -lag estimate in (8). Under Assumptions 2.2, 2.3 and 2.4, by Proposition A.1 $H_t^{(L)}(X, Y)$ is an unbiased estimator of $\mathbb{E}_{X \sim \pi}[h(X)]$, for any $h \in \mathcal{H}$. Then,

$$\begin{aligned} d_{\mathcal{H}}(\pi_t, \pi) &= \sup_{h \in \mathcal{H}} |\mathbb{E}_{X \sim \pi}[h(X)] - \mathbb{E}[h(X_t)]| \\ &= \sup_{h \in \mathcal{H}} \left| \mathbb{E} \left[\sum_{j=1}^{\lceil \frac{\tau^{(L)} - L - t}{L} \rceil} h(X_{t+jL}) - h(Y_{t+(j-1)L}) \right] \right| \\ &\leq \mathbb{E} \left[\sum_{j=1}^{\lceil \frac{\tau^{(L)} - L - t}{L} \rceil} M_{\mathcal{H}}(X_{t+jL}, Y_{t+(j-1)L}) \right]. \end{aligned}$$

The inequality above stems from 1) the triangle inequality applied $\lceil (\tau^{(L)} - L - t)/L \rceil$ times, and 2) the bound $|h(x) - h(y)| \leq M_{\mathcal{H}}(x, y)$ assumed in the main article. We see that increasing the lag L reduces the number of applications of the triangle inequality performed above, which explains the benefits of increasing L . \square

A.3 Bias of Sequential Monte Carlo samplers

For an SMC sampler [Del Moral et al., 2006] with N particles targeting π , let $(w^n, \xi^n)_{n=1}^N$ be the particle approximation of π , so that weighted averages $\sum_{n=1}^N w^n h(\xi^n)$ are consistent approximations of $\int h(x)\pi(dx)$ as $N \rightarrow \infty$ under some assumptions, e.g. Whiteley [2012]. We consider a particle ξ drawn among $(\xi^n)_{n=1}^N$ with probabilities $(w^n)_{n=1}^N$, and we denote by $q^{(N)}$ the marginal distribution of ξ . Our goal is to formulate an upper bound on the total variation distance between $q^{(N)}$ and π for fixed N , which is a way of studying the non-asymptotic bias of SMC samplers.

To use the proposed machinery, we embed the SMC sampler in an MCMC algorithm, following Andrieu et al. [2010]. The particle independent MH (PIMH) algorithm operates as follows. Initially an SMC sampler is run, from which a particle ξ_0 is drawn (marginally from $q^{(N)}$), as well as a normalizing constant estimator \hat{Z}_0 [Del Moral et al., 2006]. We can think of the state of the chain as the pair (ξ_0, \hat{Z}_0) . At each iteration $t \geq 1$, a new SMC sampler is run and generates (ξ^*, \hat{Z}^*) . With probability $\min(1, \hat{Z}^*/\hat{Z}_{t-1})$, the new state of the chain is set to (ξ^*, \hat{Z}^*) , otherwise it remains at $(\xi_{t-1}, \hat{Z}_{t-1})$. It is shown in Andrieu et al. [2010] that this algorithm corresponds to a standard Metropolis–Hastings algorithm with independent proposals upon introducing some auxiliary variables. Therefore under some conditions, the generated chain is such that ξ_t goes to π as $t \rightarrow \infty$. We assume throughout that our three assumptions hold, which corresponds to assumptions on the performance of the SMC sampler in the present setting.

Next consider an L -lag coupling of such a PIMH algorithm as proposed in Middleton et al. [2019] and described in Algorithm 13. In this setting, we can characterize the distribution of the coupling time. In particular,

$$\tau^{(L)} - (L - 1) \mid \hat{Z}_{L-1} \sim \text{Geometric}(\alpha(\hat{Z}_{L-1})), \quad (11)$$

where the Geometric distribution is parameterized to take integers values greater than or equal to 1, and $\alpha(\hat{Z}) := \mathbb{E}[\min(1, \hat{Z}^*/\hat{Z}) \mid \hat{Z}]$ is the acceptance probability of the PIMH chain from a state with normalizing constant estimate \hat{Z} . Using a monotonicity property of IMH [Corcoran and Tweedie, 2002], Middleton et al. [2019, Proposition 8] presents this result for 1-Lag couplings of PIMH, and (11) is a simple generalization to L -lag couplings; we refer to Middleton et al. [2019] for the explicit assumptions being made. Assuming that Theorem 2.5 applies, we consider the initial time $t = 0$ and obtain

$$\begin{aligned} d_{TV}(q^{(N)}, \pi) &\leq \mathbb{E} \left[\left\lceil \frac{\tau^{(L)} - L}{L} \right\rceil \right] \\ &= \mathbb{E} \left[\mathbb{E} \left[\left\lceil \frac{\tau^{(L)} - (L - 1) - 1}{L} \right\rceil \mid \hat{Z}_{L-1} \right] \right] \\ &= \mathbb{E} \left[\frac{1 - \alpha(\hat{Z}_{L-1})}{1 - (1 - \alpha(\hat{Z}_{L-1}))^L} \right], \end{aligned}$$

as required. Note that in the first inequality we used the fact that the total variation distance between some marginals of two multivariate distributions is less than the total variation distance between the joint distributions. The final equality follows from noting that for $G \sim \text{Geometric}(p)$ and integers $m \geq 0, n > 0$,

$$\mathbb{E} \left[\left\lceil \frac{G - m}{n} \right\rceil \right] = \sum_{k=0}^{\infty} \mathbb{P} \left(\left\lceil \frac{G - m}{n} \right\rceil > k \right) = \sum_{k=0}^{\infty} \mathbb{P} \left(\frac{G - m}{n} > k \right) = \frac{(1 - p)^m}{1 - (1 - p)^n}.$$

B Couplings of MCMC algorithms

In this section, all the algorithms used in our examples are presented. These are constructions used in recent work on unbiased MCMC estimation with couplings, e.g. Jacob et al. [2019b], Heng and Jacob [2019], Middleton et al. [2019]. All scripts in R are available at <https://github.com/niloyb/LlagCouplings>.

We first describe algorithms to sample from maximal couplings. We then describe algorithms to sample meeting times corresponding to various couplings of MCMC algorithms.

Maximal Couplings. To construct L -lag couplings, the pair of chains needs to meet exactly whilst preserving their respective marginal distributions. This can be achieved using *maximal coupling* [Johnson, 1998, Thorisson, 2000], which we present below in Algorithm 3. Given variables $X \sim P, Y \sim Q$, Algorithm 3 samples jointly from (X, Y) such that the marginal distributions of X and Y are preserved and X equals Y with maximal probability. It requires sampling from the distributions of X and Y and evaluating the ratio of their probability density functions. Below P and Q denote distributions of X and Y ; p and q denote the respective probability density functions.

Algorithm 3: A maximal coupling of P and Q

Sample $X \sim P$, and $W \sim \mathcal{U}(0, 1)$
if $p(X)W \leq q(X)$ **then** set $Y = X$ and **return** (X, Y)
else sample $Y^* \sim q$ and $W^* \sim \mathcal{U}(0, 1)$ until $q(Y^*)W^* > p(Y^*)$. Set $Y = Y^*$ and **return** (X, Y)

For the particular case when $P = \mathcal{N}(\mu_1, \Sigma), Q = \mathcal{N}(\mu_2, \Sigma)$, we can use a *reflection-maximal coupling* [Jacob et al., 2019b, Bou-Rabee et al., 2018] which has deterministic computational cost. This also samples jointly from (X, Y) such that the marginal distributions of X, Y are preserved and X equals Y with maximal probability. This is given in Algorithm 4 below, where s denotes the probability density function of a d -dimensional standard Normal. Note that in the case $\dot{Y} = \dot{X} + z$ below, we get an event $\{X = Y\}$ as required.

Algorithm 4: A reflection-maximal coupling of $\mathcal{N}(\mu_1, \Sigma)$ and $\mathcal{N}(\mu_2, \Sigma)$

Let $z = \Sigma^{-1/2}(\mu_1 - \mu_2)$ and $e = z/\|z\|$. Sample $\dot{X} \sim \mathcal{N}(0_d, \mathbf{I}_d)$, and $W \sim \mathcal{U}(0, 1)$
if $s(\dot{X})W \leq s(\dot{X} + z)$ **then** Set $\dot{Y} = \dot{X} + z$
else Set $\dot{Y} = \dot{X} - 2(e^T \dot{X})e$
Set $X = \Sigma^{1/2}\dot{X} + \mu_1, Y = \Sigma^{1/2}\dot{Y} + \mu_2$, and **return** (X, Y)

When random variables X, Y have discrete distributions $P = (p_1, \dots, p_N), Q = (q_1, \dots, q_N)$ on a finite state space, we can perform a maximal coupling with deterministic computation cost. This is given in Algorithm 5. First, we define $C = (c_1, \dots, c_N)$ as $c_n = (p_n \wedge q_n)/S$ for $n \in \{1, \dots, N\}$ with $S = \sum_{n=1}^N (p_n \wedge q_n)$. The notation $a \wedge b$ stands for the minimum of a and b . We then define P' and Q' as $p'_n = (p_n - p_n \wedge q_n)/(1 - S)$, and $q'_n = (q_n - p_n \wedge q_n)/(1 - S)$. These P' and Q' are probability vectors and computing them takes $\mathcal{O}(N)$ operations. Note that the total variation distance between P and Q is equal to $1 - S$, and that P' and Q' have disjoint supports.

Algorithm 5: A maximal coupling of $P = (p_1, \dots, p_N), Q = (q_1, \dots, q_N)$

Sample $U \sim \mathcal{U}(0, 1)$
if $U < S$ **then** Sample X from C , define $Y = X$ and **return** (X, Y)
else Sample X from P' , Y from Q' independently, and **return** (X, Y)

B.1 Random walk Metropolis–Hastings

We couple a pair of random walk Metropolis–Hastings chains in Sections 2.2.1 and 2.2.2 using Algorithm 6 with step sizes $\sigma_{\text{MH}} = 0.5$ and $\sigma_{\text{MH}} = 1$ respectively. We could also modify the algorithm to use more general proposal kernels $q(\cdot, \cdot)$, provided that we can sample from a maximal coupling of $q(x, \cdot)$ and $q(y, \cdot)$ for any pair x, y .

B.2 MCMC algorithms for the Ising model

Single site Gibbs (SSG). Our implementation of single site Gibbs (SSG) scans all the sites of the lattice systematically. We recall that the full conditionals of the Gibbs sampling updates are Bernoulli distributed;

Algorithm 6: Gaussian random walk Metropolis–Hastings

Input: lag $L \geq 1$, random walk step size σ_{MH}
Output: meeting time $\tau^{(L)}$; chains $(X_t)_{0 \leq t \leq \tau^{(L)}}, (Y_t)_{0 \leq t \leq \tau^{(L)}-L}$
Initialize: generate $X_0 \sim \pi_0$ and $Y_0 \sim \pi_0$
for $t = 1, \dots, L$ **do**
 Sample proposal $X^* \sim \mathcal{N}(X_{t-1}, \sigma_{\text{MH}}^2)$
 Sample $U \sim \mathcal{U}(0, 1)$
 if $U \leq \frac{\pi(X^*)}{\pi(X_{t-1})}$, **then** set $X_t = X^*$; **else** set $X_t = X_{t-1}$
end
for $t > L$ **do**
 Sample proposals $X^* \sim \mathcal{N}(X_{t-1}, \sigma_{\text{MH}}^2), Y^* \sim \mathcal{N}(Y_{t-1-L}, \sigma_{\text{MH}}^2)$ jointly using maximal (or reflection-maximal) coupling
 Sample $U \sim \mathcal{U}(0, 1)$
 if $U \leq \frac{\pi(X^*)}{\pi(X_{t-1})}$, **then** set $X_t = X^*$; **else** set $X_t = X_{t-1}$
 if $U \leq \frac{\pi(Y^*)}{\pi(Y_{t-1-L})}$, **then** set $Y_{t-L} = Y^*$; **else** set $Y_{t-L} = Y_{t-1-L}$
 if $X_t = Y_{t-L}$ **then return** $\tau^{(L)} := t$, and the chains $(X_t)_{0 \leq t \leq \tau^{(L)}}, (Y_t)_{0 \leq t \leq \tau^{(L)}-L}$
end

we denote by $p(\beta, X_{-i})$ the conditional probability of site X_i being equal to $+1$ given the other sites. The algorithm to sample meeting times is given in Algorithm 7. The SSG results in Section 3.1 are generated using Algorithm 7 with $\beta = 0.46$.

Algorithm 7: Single Site Gibbs sampler for the Ising model

Input: lag $L \geq 1$, and inverse temperature β
Output: meeting time $\tau^{(L)}$; chains $(X_t)_{0 \leq t \leq \tau^{(L)}}, (Y_t)_{0 \leq t \leq \tau^{(L)}-L}$
Initialize: generate $X_0 \sim \pi_0$ and $Y_0 \sim \pi_0$
for $t = 1, \dots, L$ **do**
 for $site\ i = 1, \dots, 32 \times 32$ **do**
 Sample $X_{i,t} | X_{-i,t} \sim \text{Bernoulli}(p(\beta, X_{-i,t}))$
 end
end
for $t > L$ **do**
 for $site\ i = 1, \dots, 32 \times 32$ **do**
 Sample $X_{i,t} | X_{-i,t} \sim \text{Bernoulli}(p(\beta, X_{-i,t}))$ and $Y_{i,t-L} | Y_{-i,t-L} \sim \text{Bernoulli}(p(\beta, Y_{-i,t-L}))$ jointly using e.g. Algorithm 5
 end
 if $X_t = Y_{t-L}$ **then return** $\tau^{(L)} := t$, and the chains $(X_t)_{0 \leq t \leq \tau^{(L)}}, (Y_t)_{0 \leq t \leq \tau^{(L)}-L}$
end

Parallel tempering (PT). For parallel tempering, we introduce C chains denoted by $x^{(1)}, \dots, x^{(C)}$. Each chain $X^{(c)}$ targets the distribution $\pi_{\beta^{(c)}}$ where $(\beta^{(c)})_{c=1}^C$ are positive values interpreted as inverse temperatures. In the example in Section 3.1, we have $C = 12$, $\beta^{(1)} = 0.3$, $\beta^{(C)} = 0.46$, and the intermediate $\beta^{(c)}$ are equispaced. The frequency of proposed swap moves is denoted by ω and set to 0.02. This is in no way optimal, see Syed et al. [2019] for practical tuning strategies. Our implementation of a coupled PT algorithm is given below in Algorithm 8.

Note that in the case of parallel tempering, meetings occur when all the C pairs of chains have met. This incurs a trade-off: increasing the number of chains might improve the performance of the marginal algorithm

Algorithm 8: Parallel tempering for the Ising model

Input: lag $L \geq 1$, and inverse temperatures $(\beta^{(c)})_{c=1}^C$
Output: meeting time $\tau^{(L)}$, chains $(X_t^{(c)})_{0 \leq t \leq \tau^{(L)}}$, $(Y_t^{(c)})_{0 \leq t \leq \tau^{(L)}-L}$ for $c = 1, \dots, C$
Initialize: generate $X_0^{(c)} \sim \pi_0$ and $Y_0^{(c)} \sim \pi_0$ for each chain $c = 1, \dots, C$

```
for  $t = 1, \dots, L$  do
  Sample  $U \sim \mathcal{U}(0, 1)$ 
  if  $U < \omega$  then
    Define  $X_t^{(c)} = X_{t-1}^{(c)}$  for all  $c = 1, \dots, C$ 
    for  $c = 1, \dots, C - 1$  do
      Swap chain states  $X_t^{(c)}, X_t^{(c+1)}$  with probability  $\min\left(1, \frac{\pi_{\beta^{(c)}}(X_t^{(c+1)})\pi_{\beta^{(c+1)}}(X_t^{(c)})}{\pi_{\beta^{(c)}}(X_t^{(c)})\pi_{\beta^{(c+1)}}(X_t^{(c+1)})}\right)$ 
    end
  else
    for  $c = 1, \dots, C$  do
      Update  $X_t^{(c)} \sim SSG(X_{t-1}^{(c)}; \beta^{(c)})$ 
    end
  end
end
for  $t > L$  do
  Sample  $U \sim \mathcal{U}(0, 1)$ 
  if  $U < \omega$  then
    Define  $X_t^{(c)} = X_{t-1}^{(c)}$  and  $Y_{t-L}^{(c)} = Y_{t-L-1}^{(c)}$  for all  $c$ 
    for  $c = 1, \dots, C - 1$  do
      Sample  $U^{(c)} \sim \mathcal{U}(0, 1)$ 
      if  $U^{(c)} \leq \frac{\pi_{\beta^{(c)}}(X_t^{(c+1)})\pi_{\beta^{(c+1)}}(X_t^{(c)})}{\pi_{\beta^{(c)}}(X_t^{(c)})\pi_{\beta^{(c+1)}}(X_t^{(c+1)})}$ , swap chain states  $X_t^{(c)}, X_t^{(c+1)}$ 
      if  $U^{(c)} \leq \frac{\pi_{\beta^{(c)}}(Y_{t-L}^{(c+1)})\pi_{\beta^{(c+1)}}(Y_{t-L}^{(c)})}{\pi_{\beta^{(c)}}(Y_{t-L}^{(c)})\pi_{\beta^{(c+1)}}(Y_{t-L}^{(c+1)})}$ , swap chain states  $Y_{t-L}^{(c)}, Y_{t-L}^{(c+1)}$ 
    end
  else
    for  $c = 1, \dots, C$  do
      Update  $X_t^{(c)} \sim SSG(X_{t-1}^{(c)}; \beta^{(c)})$  and  $Y_{t-L}^{(c)} \sim SSG(Y_{t-L-1}^{(c)}; \beta^{(c)})$ 
      jointly using coupled SSG (see Algorithm 7)
    end
  end
  if  $X_t^{(c)} = Y_{t-L}^{(c)}$  for  $c = 1, \dots, C$  then
    return  $\tau^{(L)} := t$ , and the chains  $(X_t^{(c)})_{0 \leq t \leq \tau^{(L)}}$ ,  $(Y_t^{(c)})_{0 \leq t \leq \tau^{(L)}-L}$  for all  $c$ .
  end
end
```

but could also complicate the occurrence of meetings; see Syed et al. [2019] for other trade-offs associated with the number of chains in parallel tempering.

B.3 Pólya-Gamma Gibbs sampler

Algorithm 9 couples the Pólya-Gamma sampler for Bayesian logistic regression [Polson et al., 2013], as in Section 3.2 with prior $\mathcal{N}(b, B)$ on β for $b = 0, B = 10I_d$. Parameters $\beta, \tilde{\beta} \in \mathbb{R}^d, W, \tilde{W} \in \mathbb{R}_+^n$ correspond to the vectors of regression coefficients and auxiliary variables respectively for the pair of chains. The vector \tilde{y} is defined as $\tilde{y} = y - 1/2$, where y is the vector of responses $y \in \{0, 1\}^n$.

In the algorithm, $PG(1, c)$ refers to the Pólya-Gamma variable in the notation of Polson et al. [2013]. The notation $X|rest$ refers to the conditional distribution of X given all the other variables. The tilde notation refers to components of the second chain. The coupling here was also used in Jacob et al. [2019b].

Algorithm 9: Pólya-Gamma Gibbs Coupling

Input: lag $L \geq 1$, response $y \in \{0, 1\}^n$ and design matrix $X \in \mathbb{R}^{n \times d}$

Output: meeting time $\tau^{(L)}$; chains $(\beta_t)_{0 \leq t \leq \tau^{(L)}}, (\tilde{\beta}_t)_{0 \leq t \leq \tau^{(L)}-L}$

Initialize: generate $\beta_0 \sim \pi_0$ and $\tilde{\beta}_0 \sim \pi_0$

for $t = 1, \dots, L$ **do**

 Sample $W_{t,i}|rest \sim PG(1, |x_i^T \beta_{t-1}|)$ for $i = 1, \dots, n$

 Sample $\beta_t|rest \sim \mathcal{N}(\Sigma(W_t)(X^T \tilde{y} + B^{-1}b), \Sigma(W_t))$ for $\Sigma(W_t) = (X^T \text{diag}(W_t)X + B^{-1})^{-1}$

end

for $t > L$ **do**

 Sample $W_{t,i}|rest$ and $\tilde{W}_{t-L,i}|rest$, jointly using maximal couplings of $PG(1, |x_i^T \beta_{t-1}|)$ and $PG(1, |x_i^T \tilde{\beta}_{t-L-1}|)$, for $i = 1, \dots, n$, by noting that the ratio of density functions of two Pólya-Gamma random variables is tractable:

$$\forall x > 0, \frac{PG(x; 1, c_1)}{PG(x; 1, c_2)} = \frac{\cosh(c_2/2)}{\cosh(c_1/2)} \exp\left(-\left(\frac{c_2}{2} - \frac{c_1}{2}\right)x\right)$$

 Sample $\beta_t|rest$ and $\tilde{\beta}_{t-L}|rest$ from a maximal coupling of

$$\mathcal{N}(\Sigma(W_t)(X^T \tilde{y} + B^{-1}b), \Sigma(W_t)) \text{ and } \mathcal{N}(\Sigma(\tilde{W}_{t-L})(X^T \tilde{y} + B^{-1}b), \Sigma(\tilde{W}_{t-L}))$$

if $\beta_t = \tilde{\beta}_{t-L}$ **then return** $\tau^{(L)} := t$, and the chains $(\beta_t)_{0 \leq t \leq \tau^{(L)}}, (\tilde{\beta}_t)_{0 \leq t \leq \tau^{(L)}-L}$.

end

B.4 Hamiltonian Monte Carlo

Algorithm 10 couples Hamiltonian Monte Carlo (HMC), as used in Section 3.2. We follow the coupling construction from Heng and Jacob [2019]; see also references therein. For simplified notation, we will use $K_p(\beta, \cdot; \epsilon_{\text{HMC}}, S_{\text{HMC}})$ to denote the leapfrog integration and the accept-reject part of HMC from position $\beta \in \mathbb{R}^d$ with momentum $p \in \mathbb{R}^d$. Here ϵ_{HMC} and S_{HMC} correspond to the step size and the number of steps respectively in the leapfrog integration scheme.

We write $\bar{K}_{\text{RWMH}}((\beta, \tilde{\beta}), \cdot; \sigma_{\text{MH}})$ to denote the kernel of the coupled random walk Metropolis–Hastings algorithm (Algorithm 6) with step size σ_{MH} . Mixture parameter γ corresponds to the probability of selecting kernel $\bar{K}_{\text{RWMH}}((\beta, \tilde{\beta}), \cdot; \sigma_{\text{MH}})$ from a mixture of the kernels $K_p(\beta, \cdot; \epsilon_{\text{HMC}}, S_{\text{HMC}})$ and $\bar{K}_{\text{RWMH}}((\beta, \tilde{\beta}), \cdot; \sigma_{\text{MH}})$. The HMC results in Section 3.2 are generated using Algorithm 10 with $\epsilon_{\text{HMC}} = 0.025, S_{\text{HMC}} = 4, 5, 6, 7, \gamma = 0.05$ and $\sigma_{\text{MH}} = 0.001$.

Note that reflection-maximal coupling can also be used to draw the momenta in coupled Hamiltonian Monte Carlo, as discussed in Bou-Rabee et al. [2018], Heng and Jacob [2019].

B.5 Metropolis-adjusted Langevin Algorithm

The Metropolis-adjusted Langevin Algorithm (MALA) can be coupled as in random walk Metropolis–Hastings, as it corresponds to a particular choice of proposal distribution. For simplicity of notation we use $q_\sigma(X, \cdot) \sim \mathcal{N}(X + \frac{1}{2}\sigma^2 \nabla \log \pi(X), \sigma^2 \mathbf{I}_d)$ to denote the Langevin proposal. The MALA results in Section 3.3 are generated using Algorithm 11 with $\sigma = d^{-1/6}$ for $d = 50, 100, 200, 300, 400, 500, 600, 800, 1000$.

B.6 Unadjusted Langevin Algorithm

Unadjusted Langevin proceeds as MALA but without the MH acceptance step. Thus an algorithm to sample meeting times for coupled ULA chains follows from the algorithm described for coupled MALA algorithm,

Algorithm 10: Hamiltonian Monte Carlo

Input: lag $L \geq 1$, mixture parameter $\gamma \in (0, 1)$, and random walk step size σ_{MH}
Output: meeting time $\tau^{(L)}$; chains $(\beta_t)_{0 \leq t \leq \tau^{(L)}}, (\tilde{\beta}_t)_{0 \leq t \leq \tau^{(L)}-L}$
Initialize: generate $\beta_0 \sim \pi_0$ and $\tilde{\beta}_0 \sim \pi_0$
for $t = 1, \dots, L$ **do**
 | Sample momentum $p^* \sim \mathcal{N}(0_d, \mathbf{I}_d)$ and sample $\beta_t \sim K_{p^*}(\beta_{t-1}, \cdot; \epsilon_{\text{HMC}}, S_{\text{HMC}})$
end
for $t > L$ **do**
 | Sample $U \sim \mathcal{U}(0, 1)$
 | **if** $U \leq \gamma$ **then**
 | Sample $\beta_t, \tilde{\beta}_{t-L} \sim \bar{K}_{\text{RWMH}}((\beta_{t-1}, \tilde{\beta}_{t-L-1}), \cdot; \sigma_{\text{MH}})$ using Algorithm 6
 | **else**
 | Sample common momentum $p^* \sim \mathcal{N}(0_d, \mathbf{I}_d)$
 | Sample $\beta_t \sim K_{p^*}(\beta_{t-1}, \cdot; \epsilon_{\text{HMC}}, S_{\text{HMC}})$ and $\tilde{\beta}_{t-L} \sim K_{p^*}(\tilde{\beta}_{t-L-1}, \cdot; \epsilon_{\text{HMC}}, S_{\text{HMC}})$
 | **end**
 | **if** $\beta_t = \tilde{\beta}_{t-L}$ **then return** $\tau^{(L)} := t$, and the chains $(\beta_t, W_t)_{0 \leq t \leq \tau^{(L)}}, (\tilde{\beta}_t, \tilde{W}_t)_{0 \leq t \leq \tau^{(L)}-L}$
end

Algorithm 11: MALA

Input: lag $L \geq 1$, random walk step size σ
Output: meeting time $\tau^{(L)}$; chains $(X_t)_{0 \leq t \leq \tau^{(L)}}, (Y_t)_{0 \leq t \leq \tau^{(L)}-L}$
Initialize: generate $X_0 \sim \pi_0$ and $Y_0 \sim \pi_0$
for $t = 1, \dots, L$ **do**
 | Sample proposal $X^* \sim q_\sigma(X_{t-1}, \cdot)$
 | Sample $U \sim \mathcal{U}(0, 1)$
 | **if** $U \leq \frac{\pi(X^*)q_\sigma(X^*, X_{t-1})}{\pi(X_{t-1})q_\sigma(X_{t-1}, X^*)}$, **then** set $X_t = X^*$; **else** set $X_t = X_{t-1}$
end
for $t > L$ **do**
 | Sample proposals $X^* \sim q_\sigma(X_{t-1}, \cdot), Y^* \sim q_\sigma(Y_{t-1-L}, \cdot)$ jointly via reflection-maximal coupling of Algorithm 4
 | Sample $U \sim \mathcal{U}(0, 1)$
 | **if** $U \leq \frac{\pi(X^*)q_\sigma(X^*, X_{t-1})}{\pi(X_{t-1})q_\sigma(X_{t-1}, X^*)}$, **then** set $X_t = X^*$; **else** set $X_t = X_{t-1}$
 | **if** $U \leq \frac{\pi(Y^*)q_\sigma(Y^*, Y_{t-1-L})}{\pi(Y_{t-1-L})q_\sigma(Y_{t-1-L}, Y^*)}$, **then** set $Y_{t-L} = Y^*$; **else** set $Y_{t-L} = Y_{t-1-L}$
 | **if** $X_t = Y_{t-L}$ **then return** $\tau^{(L)} := t$, and the chains $(X_t)_{0 \leq t \leq \tau^{(L)}}, (Y_t)_{0 \leq t \leq \tau^{(L)}-L}$
end

simply by removing the acceptance steps. As before, we use $q_\sigma(X, \cdot) \sim \mathcal{N}(X + \frac{1}{2}\sigma^2\nabla \log \pi(X), \sigma^2\mathbf{I}_d)$ to denote the Langevin proposal. The ULA results in Section 3.3 are generated using Algorithm 12 with $\sigma = 0.1d^{-1/6}$ for $d = 50, 100, 200, 300, 400, 500, 600, 800, 1000$.

B.7 Particle independent Metropolis–Hastings

By construction, $\tau^{(L)} > L$ almost surely for all the above couplings. Here we describe a version of coupled particle independent Metropolis–Hastings (PIMH) which allows coupling at the first step, such that $\tau^{(L)} = L$ can occur with positive probability. This coupling was introduced in Middleton et al. [2019].

Algorithm 12: ULA

Input: lag $L \geq 1$, random walk step size σ

Output: meeting time $\tau^{(L)}$; chains $(X_t)_{0 \leq t \leq \tau^{(L)}}, (Y_t)_{0 \leq t \leq \tau^{(L)}-L}$

Initialize: generate $X_0 \sim \pi_0$ and $Y_0 \sim \pi_0$

for $t = 1, \dots, L$ **do**

 | Sample $X_t \sim q_\sigma(X_{t-1}, \cdot)$

end

for $t > L$ **do**

 | Sample $X_t \sim q_\sigma(X_{t-1}, \cdot), Y_{t-L} \sim q_\sigma(Y_{t-1-L}, \cdot)$ jointly via reflection-maximal coupling of Algorithm 4

 | **if** $X_t = Y_{t-L}$ **then return** $\tau^{(L)} := t$, and the chains $(X_t)_{0 \leq t \leq \tau^{(L)}}, (Y_t)_{0 \leq t \leq \tau^{(L)}-L}$

end

Algorithm 13: Particle independent Metropolis–Hastings

Input: lag $L \geq 1$, and SMC sampler targeting π

Output: meeting time $\tau^{(L)}$; chains $(\xi_t, Z_t)_{0 \leq t \leq \tau^{(L)}}, (\tilde{\xi}_t, \tilde{Z}_t)_{0 \leq t \leq \tau^{(L)}-L}$ where Z_t, \tilde{Z}_t are unbiased estimates of the normalizing constant of π

Initialize: Sample ξ_0, Z_0 from the SMC sampler

for $t = 1, \dots, (L-1)$ **do**

 | Sample proposal ξ^*, Z^* from the SMC sampler

 | Sample $U \sim \mathcal{U}(0, 1)$

 | **if** $U \leq \frac{Z^*}{Z_{t-1}}$, **then** set $\xi_t = \xi^*, Z_t = Z^*$; **else** set $\xi_t = \xi_{t-1}, Z_t = Z_{t-1}$

end

for $t = L$ **do**

 | Sample proposal ξ^*, Z^* from the SMC sampler

 | Sample $U \sim \mathcal{U}(0, 1)$

 | **if** $U \leq \frac{Z^*}{Z_{L-1}}$, **then** set $\xi_L = \xi^*, Z_L = Z^*$; **else** set $\xi_L = \xi_{L-1}, Z_L = Z_{L-1}$

 | Set $\tilde{\xi}_0 = \xi^*, \tilde{Z}_0 = Z^*$

end

for $t > L$ **do**

 | Sample proposal ξ^*, Z^* from the SMC sampler

 | Sample $U \sim \mathcal{U}(0, 1)$

 | **if** $U \leq \frac{Z^*}{Z_{t-1}}$, **then** set $\xi_t = \xi^*, Z_t = Z^*$; **else** set $\xi_t = \xi_{t-1}, Z_t = Z_{t-1}$

 | **if** $U \leq \frac{Z^*}{Z_{t-L-1}}$, **then** set $\tilde{\xi}_{t-L} = \xi^*, \tilde{Z}_{t-L} = Z^*$; **else** set $\tilde{\xi}_{t-L} = \tilde{\xi}_{t-L-1}, \tilde{Z}_{t-L} = \tilde{Z}_{t-L-1}$

 | **if** $\xi_t = \xi_{t-L}, Z_t = \tilde{Z}_{t-L}$ **then**

 | **return** $\tau^{(L)} := t$, and the chains $(\xi_t, Z_t)_{0 \leq t \leq \tau^{(L)}}, (\tilde{\xi}_t, \tilde{Z}_t)_{0 \leq t \leq \tau^{(L)}-L}$.

 | **end**

end
