
Probabilistically True and Tight Bounds for Robust Deep Neural Network Training

Salman Alsubaihi *
KAUST

Adel Bibi *
KAUST

Modar Alfadly *
KAUST

Bernard Ghanem
KAUST

{salman.subaihi,adel.bibi,modar.alfadly,bernard.ghanem}@kaust.edu.sa

Abstract

Training Deep Neural Networks (DNNs) that are robust to norm bounded adversarial attacks remains an elusive problem. While verification based methods are generally too expensive to robustly train large networks, it was demonstrated in [1] that bounded input intervals can be inexpensively propagated per layer through large networks. This interval bound propagation (IBP) approach lead to high robustness and was the first to be employed on large networks. However, due to the very loose nature of the IBP bounds, particularly for large networks, the required training procedure is complex and involved. In this paper, we closely examine the bounds of a block of layers composed of an affine layer followed by a ReLU nonlinearity followed by another affine layer. In doing so, we propose *probabilistic* bounds, true bounds with overwhelming probability, that are provably tighter than IBP bounds in expectation. We then extend this result to deeper networks through blockwise propagation and show that we can achieve orders of magnitudes tighter bounds compared to IBP. With such tight bounds, we demonstrate that a simple standard training procedure can achieve the best robustness-accuracy trade-off across several architectures on both MNIST and CIFAR10².

1 Introduction

Deep neural networks have demonstrated impressive performance in many fields of research with applications ranging from image classification [2, 3] and semantic segmentation [4] to speech recognition [5], just to name a few. Despite this success, DNNs are still susceptible to small imperceptible perturbations, which can lead to drastic degradation in performance, particularly in visual classification tasks. Such perturbations are best known and commonly referred to as *adversarial attacks*. Early work showed that with simple algorithms (*e.g.* maximize the classification loss with respect to the input using a single optimization iteration [6]), one can easily construct such adversaries. Since then, a research surge has emerged to develop simple routines to consistently construct adversarial examples. For instance, [7] proposed a simple algorithm, called DeepFool, which finds the smallest perturbation that fools a linearized version of the network. Interestingly, the work of [8] demonstrated that such adversaries can be both network and input agnostic, *i.e.* there exists universal deterministic samples that fool a wide range of DNNs across a large number of input samples. More recently, it was shown that such adversaries can be as simple as Gaussian noise [9]. Knowing that DNNs are easily susceptible to simple attacks can hinder the public confidence in them especially for real-world deployment, *e.g.* in self-driving cars and devices for the visually impaired.

Such a performance nuisance has prompted several active research directions, in particular, work towards network defense and verification. Network defense aims to train networks that are robust

*Equal contribution.

²Code: <https://github.com/ModarTensai/ptb>.

against adversarial attacks through means of robust training or procedures at inference time that dampen the effectiveness of the attack [10, 11, 12, 13]. On the other hand, verification aims to certify/verify for a given DNN that there exists no small perturbations of a given input that can change its output prediction [14, 15, 16]. However, there are also works at the intersection of both often referred to as robustness verification methods, which use verification methods to train robust networks. Such algorithms often try to minimize the exact, or an upper bound, of the worst adversarial loss over all possible bounded energy (often measured in ℓ_∞ norm) perturbation around a given input.

Although verification methods proved to be effective in training robust networks [11], they are very computationally expensive, thus limiting their applicability to only small, at best medium, sized networks. However, Gowal et. al. [1] recently demonstrated that training large networks robustly is possible by leveraging the cheap-to-compute but very loose interval based verifier, known as interval domain from [17]. In particular, they propagate the ϵ - ℓ_∞ norm bounded input centered at $\mathbf{x} \in \mathbb{R}^n$, i.e. $[\mathbf{x} - \epsilon \mathbf{1}_n, \mathbf{x} + \epsilon \mathbf{1}_n]$, through every layer in the network at a time. This interval bound propagation (IBP) is inexpensive and simple; however, it results in very loose output interval bounds, which in turn requires a complex and involved training procedure.

In this paper, we are interested in improving the tightness of the output interval bounds (referred to as bounds from now on). We do so by examining more closely the bounds for a block of layers that is composed of an affine layer followed by a ReLU nonlinearity followed by another affine layer under ϵ - ℓ_∞ bounded input. In doing so, we propose new bounds for this block of layers, which we prove to be not only supersets to the true bounds of this block in a probabilistic sense with an overwhelming probability, but also very tight to the true bounds. Then, we show how to leverage such a result and extend it to deeper networks through blockwise bound propagation leading to several orders of magnitude tighter bounds as compared to IBP [1].

Contributions. Our contributions are three-fold. (i) We propose new bounds for the block of layers that is composed of an affine layer followed by a ReLU nonlinearity followed by another affine layer. We prove that these bounds are probabilistically true bounds in the sense that they are, with an overwhelming probability, a super set to the true bounds of this block. Moreover, we prove that these bounds are much tighter than the IBP bounds [1] obtained by propagating the input bounds through every layer in the block. Our bounds get even tighter as the number of hidden nodes in the first affine layer increase. (ii) We show a practical and efficient approach to propagate our bounds (for the block of layers) through blocks, not through individual layers, of a deep network, thus resulting in tighter output bounds compared to IBP. (iii) Lastly, we conduct synthetic experiments to verify the theory as well as the factors of improvement over propagating the bounds layerwise. Moreover, and due to our tight bounds, we show that with a simple standard training procedure, one can robustly train large networks on both MNIST [18] and CIFAR10 [19] achieving state-of-art robustness-accuracy trade-off compared to IBP [1]. In other words, with standard training and because of our tight bounds, we can consistently improve robustness by significant margins with very minimal effect on test accuracy as compared to IBP [1].

2 Related Work

Training accurate and robust DNNs remains an elusive problem, since several works have demonstrated that small imperceptible perturbations (adversarial attacks) to the DNN input can drastically affect their performance. Early works showed that with a very simple algorithm, as simple as maximizing the loss with respect to the input for a single iteration [6], one can easily construct such adversaries. This has strengthened the line of work towards network verification for both evaluating network robustness and for robust network training. In general, verification approaches can be coarsely categorized as exact or relaxed verifiers.

Exact Verification. Verifiers of this type try to find the exact largest adversarial loss over all possible bounded energy (usually in the ℓ_∞ norm sense) perturbations around a given input. They are often tailored for piecewise linear networks, e.g. networks with ReLU and LeakyReLU nonlinearities. They typically require solving a mixed integer problem [20, 21, 22] or Satisfiability Modulo Theory (SMT) solvers [23, 24]. The main advantage of these approaches is that they can reason about exact adversarial robustness; however, they generally are computationally intractable for verification purposes let alone any sort of robust network training. The largest network used for verification with such verifiers was with the work of [22], which employed a mixed integer solver applied to networks

of at most 3 hidden layers. The verification is fast for such networks that are pretrained with a relaxed verifier as the method gets much slower on networks that are similar in size but normally trained.

Relaxed Verification. Verifiers of this type aim to find an upper bound on the worst adversarial loss across a range of bounded inputs. For instance, a general framework called CROWN was proposed in [25] to certify robustness by bounding the activation with linear and quadratic functions which enables the study of generic, not necessarily piece-wise linear, activation functions. By utilizing the structure in ReLU based networks, the work of [16] proposed two fast algorithms based on linear approximation on the ReLU units. Several other works utilize the dual view of the verification problem [11, 26]. More recently, the method of [27] unified a large number of recent works in a single convex relaxation framework and revealed several relationships between them. In particular, it was shown that convex relaxation based methods that fit this framework suffer from an inherent barrier once compared to exact verifiers.

For completeness, it is important to note that there are also hybrid methods that combine both exact and relaxed verifiers and have shown to be effective [28].

Although relaxed verifiers are much more computationally friendly than exact verifiers, they are still too expensive for robust training of large networks (networks with more than 5 hidden layers). However, very loose relaxed verifiers possibly can still be exploited for this purpose. In particular, the work of [1] proposed to use the extremely inexpensive but very loose interval bound propagation (IBP) certificate to train, for the first time, large robust networks with state-of-the-art robustness performance. This was at the expense of a complex and involved training routine due to the loose nature of the bounds. To remedy the training difficulties, we propose probabilistic bounds, not for each layer individually, but for a block of layers jointly. Such bounds are slightly more expensive to compute but are much tighter. We then propagate the bounds through every block in a deeper network to attain overall much tighter bounds compared to layerwise IBP. The tighter bounds allow for simple standard training routines to be employed for robust training of large networks resulting in state-of-art robustness-accuracy trade-off.

3 Probabilistically True and Tight Interval Bounds

We analyze the interval bounds of a DNN by proposing probabilistically true and tight bounds for a two-layer network (Affine-ReLU-Affine) and then we propose a mechanism to extend them for deeper networks. But first, we detail the interval bounds of [1] to put our proposed bounds in context.

3.1 Interval Bounds for a Single Affine Layer

For a single affine layer parameterized by $\mathbf{A}_1 \in \mathbb{R}^{k \times n}$ and $\mathbf{b}_1 \in \mathbb{R}^k$, it is easy to show that its output lower and upper interval bounds for an ϵ - ℓ_∞ norm bounded input $\tilde{\mathbf{x}} \in [\mathbf{x} - \epsilon \mathbf{1}_n, \mathbf{x} + \epsilon \mathbf{1}_n]$ are:

$$\mathbf{l}_1 = \mathbf{A}_1 \mathbf{x} + \mathbf{b}_1 - \epsilon |\mathbf{A}_1| \mathbf{1}_n, \quad \mathbf{u}_1 = \mathbf{A}_1 \mathbf{x} + \mathbf{b}_1 + \epsilon |\mathbf{A}_1| \mathbf{1}_n. \quad (1)$$

Note that $|\cdot|$ is an elementwise absolute operator. In the presence of any non-decreasing elementwise nonlinearity (e.g. ReLU), the bounds can then be propagated by applying the nonlinearity to $[\mathbf{l}_1, \mathbf{u}_1]$ directly. As such, the interval bounds can be propagated through the network one layer at a time, as in [1]. While this interval bound propagation (IBP) mechanism is a very simple and inexpensive approach to compute bounds, they can be very loose resulting in a complex and involved robust network training procedure [1].

3.2 Proposed Interval Bounds for an Affine-ReLU-Affine Block

Here, we consider a block of layers of the form Affine-ReLU-Affine in the presence of ℓ_∞ perturbations at the input. The functional form of this network is $g(\mathbf{x}) = \mathbf{a}_2^\top \max(\mathbf{A}_1 \mathbf{x} + \mathbf{b}_1, \mathbf{0}) + \mathbf{b}_2$, where $\max(\cdot)$ is an elementwise operator. The affine mappings can be of any size, and throughout the paper, $\mathbf{A}_1 \in \mathbb{R}^{k \times n}$ and without loss of generality the second affine map is a single vector $\mathbf{a}_2 \in \mathbb{R}^k$. Note that g also includes convolutional layers, since they are also affine mappings.

Layerwise Interval Bound Propagation (IBP) on g . Here, we apply the layerwise propagation strategy of [1] detailed in Section 3.1 on function $g(\tilde{\mathbf{x}})$ with $\tilde{\mathbf{x}} \in [\mathbf{x} - \epsilon \mathbf{1}_n, \mathbf{x} + \epsilon \mathbf{1}_n]$ to obtain bounds

$[\mathbf{L}_{\text{IBP}}, \mathbf{U}_{\text{IBP}}]$. We use these bounds for comparison in what follows.

$$\begin{aligned}\mathbf{L}_{\text{IBP}} &= \mathbf{a}_2^\top \left(\frac{\max(\mathbf{u}_1, \mathbf{0}_k) + \max(\mathbf{1}_1, \mathbf{0}_k)}{2} \right) - |\mathbf{a}_2^\top| \left(\frac{\max(\mathbf{u}_1, \mathbf{0}_k) - \max(\mathbf{1}_1, \mathbf{0}_k)}{2} \right) + \mathbf{b}_2, \\ \mathbf{U}_{\text{IBP}} &= \mathbf{a}_2^\top \left(\frac{\max(\mathbf{u}_1, \mathbf{0}_k) + \max(\mathbf{1}_1, \mathbf{0}_k)}{2} \right) + |\mathbf{a}_2^\top| \left(\frac{\max(\mathbf{u}_1, \mathbf{0}_k) - \max(\mathbf{1}_1, \mathbf{0}_k)}{2} \right) + \mathbf{b}_2.\end{aligned}$$

Note that $\max(\mathbf{1}_1, \mathbf{0}_k)$ and $\max(\mathbf{u}_1, \mathbf{0}_k)$ are the result of propagating $[\mathbf{x} - \epsilon \mathbf{1}_n, \mathbf{x} + \epsilon \mathbf{1}_n]$ through the first affine map $(\mathbf{A}_1, \mathbf{b}_1)$ and then the ReLU nonlinearity, as shown in (1).

Probabilistically True and Tight Interval Bounds on g . Our goal is to propose new interval bounds on g , as a whole, which are tighter than the IBP bounds $[\mathbf{L}_{\text{IBP}}, \mathbf{U}_{\text{IBP}}]$, since we believe that such tighter bounds for a two-layer block, when propagated/extended to deeper networks, can be tighter than applying IBP layerwise. Denoting the true output interval bounds of g as $[\mathbf{L}_{\text{true}}, \mathbf{U}_{\text{true}}]$, the following inequality holds $\mathbf{L}_{\text{true}} \leq g(\tilde{\mathbf{x}}) \leq \mathbf{U}_{\text{true}} \forall \tilde{\mathbf{x}} \in [\mathbf{x} - \epsilon \mathbf{1}_n, \mathbf{x} + \epsilon \mathbf{1}_n]$. Deriving these true (and tight) bounds for g in closed form is either hard or results in bounds that are generally very difficult to compute, deeming them impractical for applications such as robust network training. Instead, we propose new closed form expressions for the interval bounds denoted as $[\mathbf{L}_M, \mathbf{U}_M]$, which we prove to be *probabilistically* true bounds and tighter than $[\mathbf{L}_{\text{IBP}}, \mathbf{U}_{\text{IBP}}]$ in expectation. As such, we make two main theoretical findings. **(i)** We prove that $\mathbf{L}_M < g(\tilde{\mathbf{x}}) < \mathbf{U}_M$ holds with high probability, *i.e.* $\mathbf{L}_M \leq \mathbf{L}_{\text{true}}$ and $\mathbf{U}_M \geq \mathbf{U}_{\text{true}}$ hold with a high probability when the input dimension n is large enough (probabilistically true bounds). **(ii)** We prove that $[\mathbf{L}_M, \mathbf{U}_M]$ can be arbitrarily tighter than the loose bounds $[\mathbf{L}_{\text{IBP}}, \mathbf{U}_{\text{IBP}}]$ in expectation, as the number of hidden nodes k increases (probabilistically tighter bounds).

Analysis. To derive \mathbf{L}_M and \mathbf{U}_M , we study the bounds of the following function instead.

$$\tilde{g}(\tilde{\mathbf{x}}) = \mathbf{a}_2^\top \mathbf{M} (\mathbf{A}_1 \tilde{\mathbf{x}} + \mathbf{b}_1) + \mathbf{b}_2 = \mathbf{a}_2^\top \mathbf{M} \mathbf{A}_1 \tilde{\mathbf{x}} + \mathbf{a}_2^\top \mathbf{M} \mathbf{b}_1 + \mathbf{b}_2 \quad (2)$$

Note that \tilde{g} is very similar to the Affine-ReLU-Affine map captured by g with the ReLU replaced by a diagonal matrix \mathbf{M} constructed as follows. If we denote $\mathbf{u}_1 = \mathbf{A}_1 \mathbf{x} + \mathbf{b}_1 + \epsilon |\mathbf{A}_1| \mathbf{1}_n$ as the upper bound resulting from the propagation of the input bounds $[\mathbf{x} - \epsilon \mathbf{1}_n, \mathbf{x} + \epsilon \mathbf{1}_n]$ through the first affine map $(\mathbf{A}_1, \mathbf{b}_1)$, then we have $\mathbf{M} = \text{diag}(\mathbb{1}\{\mathbf{u}_1 \geq \mathbf{0}_k\})$ where $\mathbb{1}$ is an indicator function. In other words, $M_{ii} = 1$ when the i^{th} element of \mathbf{u}_1 is non-negative and zero otherwise. Note that for a given \mathbf{u}_1 , $\tilde{g}(\tilde{\mathbf{x}})$ is an affine function with the following output interval bounds when $\tilde{\mathbf{x}} \in [\mathbf{x} - \epsilon \mathbf{1}_n, \mathbf{x} + \epsilon \mathbf{1}_n]$:

$$\mathbf{L}_M = \mathbf{a}_2^\top \mathbf{M} \mathbf{A}_1 \mathbf{x} + \mathbf{a}_2^\top \mathbf{M} \mathbf{b}_1 + \mathbf{b}_2 - \epsilon |\mathbf{a}_2^\top \mathbf{M} \mathbf{A}_1| \mathbf{1}_n \quad (3)$$

$$\mathbf{U}_M = \mathbf{a}_2^\top \mathbf{M} \mathbf{A}_1 \mathbf{x} + \mathbf{a}_2^\top \mathbf{M} \mathbf{b}_1 + \mathbf{b}_2 + \epsilon |\mathbf{a}_2^\top \mathbf{M} \mathbf{A}_1| \mathbf{1}_n \quad (4)$$

Theorem 1. (*Probabilistically True Bounds in Expectation*) Consider an ℓ_∞ bounded uniform random variable input $\tilde{\mathbf{x}}$, *i.e.* $\tilde{\mathbf{x}} \in [\mathbf{x} - \epsilon \mathbf{1}_n, \mathbf{x} + \epsilon \mathbf{1}_n]$, to a block of layers in the form of Affine-ReLU-Affine (parameterized by $\mathbf{A}_1, \mathbf{b}_1, \mathbf{a}_2$ and \mathbf{b}_2 for the first and second affine layers, respectively). With the true output interval bounds being $[\mathbf{L}_{\text{true}}, \mathbf{U}_{\text{true}}]$, *i.e.* $\mathbf{L}_{\text{true}} \leq g(\tilde{\mathbf{x}}) \leq \mathbf{U}_{\text{true}} \forall \tilde{\mathbf{x}}$, the following holds with an overwhelming probability for a sufficiently large m :

$$\begin{aligned}\mathbf{L}_{\text{true}} &\geq \mathbf{L}_{\text{approx}} = \mathbb{E}_{\tilde{\mathbf{y}}} [\mathbf{a}_2^\top (\max(\tilde{\mathbf{y}}, \mathbf{0}_k) + \mathbf{b}_2)] - m \sqrt{\text{Var}_{\tilde{\mathbf{y}}}([\mathbf{a}_2^\top (\max(\tilde{\mathbf{y}}, \mathbf{0}_k) + \mathbf{b}_2))]}, \\ \mathbf{U}_{\text{true}} &\leq \mathbf{U}_{\text{approx}} = \mathbb{E}_{\tilde{\mathbf{y}}} [\mathbf{a}_2^\top (\max(\tilde{\mathbf{y}}, \mathbf{0}_k) + \mathbf{b}_2)] + m \sqrt{\text{Var}_{\tilde{\mathbf{y}}}([\mathbf{a}_2^\top (\max(\tilde{\mathbf{y}}, \mathbf{0}_k) + \mathbf{b}_2))]},\end{aligned}$$

where $\tilde{\mathbf{y}} = \mathbf{A}_1 \tilde{\mathbf{x}} + \mathbf{b}_1 \sim \mathcal{N}(\mathbf{A}_1 \mathbf{x} + \mathbf{b}_1, \frac{\epsilon^2}{3} \mathbf{A}_1 \mathbf{A}_1^\top)$ assuming that the Lyapunov Central Limit Theorem holds. For random matrices \mathbf{A}_1 and \mathbf{a}_2 with *i.i.d* Gaussian elements of zero mean and $\sigma_{\mathbf{A}_1}$ and $\sigma_{\mathbf{a}_2}$ standard deviations, and for a sufficiently large input dimension n and m , we have:

$$\begin{aligned}\mathbb{E}_{\mathbf{A}_1, \mathbf{a}_2} [\mathbf{L}_M] &\leq \mathbb{E}_{\mathbf{A}_1, \mathbf{a}_2} [\mathbf{L}_{\text{approx}}] \leq \mathbb{E}_{\mathbf{A}_1, \mathbf{a}_2} [\mathbf{L}_{\text{true}}], \\ \mathbb{E}_{\mathbf{A}_1, \mathbf{a}_2} [\mathbf{U}_M] &\leq \mathbb{E}_{\mathbf{A}_1, \mathbf{a}_2} [\mathbf{U}_{\text{approx}}] \leq \mathbb{E}_{\mathbf{A}_1, \mathbf{a}_2} [\mathbf{U}_{\text{true}}].\end{aligned} \quad (5)$$

Theorem 1 states that the interval bounds to function \tilde{g} are simply looser bounds to the function of interest g in expectation, under a plausible distribution of \mathbf{A}_1 and \mathbf{a}_2 . Now, we investigate the tightness of these bounds as compared to the IBP bounds $[\mathbf{L}_{\text{IBP}}, \mathbf{U}_{\text{IBP}}]$.

Theorem 2. (*Probabilistically Tighter Bounds in Expectation*) Consider an ℓ_∞ bounded uniform random variable input $\tilde{\mathbf{x}}$, i.e. $\tilde{\mathbf{x}} \in [\mathbf{x} - \epsilon \mathbf{1}_n, \mathbf{x} + \epsilon \mathbf{1}_n]$, to a block of layers in the form of Affine-ReLU-Affine (parameterized by $\mathbf{A}_1, \mathbf{b}_1, \mathbf{a}_2$ and \mathbf{b}_2 for the first and second affine layers respectively) and $\mathbf{a}_2 \sim \mathcal{N}(\mathbf{0}, \sigma_{\mathbf{a}_2} \mathbf{I})$. Under the assumption that $\frac{1}{\sqrt{2\pi}} \mathbf{x}_j \mathbf{1}_k^\top \mathbf{A}_1(:, j) + \frac{1}{2n} \mathbf{1}_k^\top \mathbf{b}_1 \geq \epsilon \left(\|\mathbf{A}_1(:, j)\|_2 - \frac{1}{\sqrt{2\pi}} \|\mathbf{A}_1(:, j)\|_1 \right) \forall j$, we have: $\mathbb{E}_{\mathbf{a}_2} [(\mathbf{U}_{IBP} - \mathbf{L}_{IBP}) - (\mathbf{U}_M - \mathbf{L}_M)] \geq 0$.

Theorem 2 states that under some assumptions on \mathbf{A}_1 and under a plausible distribution for \mathbf{a}_2 , our proposed interval width can be much smaller than the IBP interval width, i.e. our proposed intervals are much tighter than the IBP intervals.

Next, we show that the inequality assumption in Theorem 2 is very mild. In fact, a wide range of $(\mathbf{A}_1, \mathbf{b}_1)$ satisfy it and the following proposition gives an example that does so in expectation.

Proposition 1. For a random matrix $\mathbf{A}_1 \in \mathbb{R}^{k \times n}$ with i.i.d elements $\mathbf{A}_1(i, j) \sim \mathcal{N}(0, 1)$, then

$$\mathbb{E}_{\mathbf{A}_1} \left(\|\mathbf{A}_1(:, j)\|_2 - \frac{1}{\sqrt{2\pi}} \|\mathbf{A}_1(:, j)\|_1 \right) = \sqrt{2} \frac{\Gamma\left(\frac{k+1}{2}\right)}{\Gamma\left(\frac{k}{2}\right)} - k \sqrt{\frac{2}{\pi}} \approx \sqrt{k} \left(1 - \sqrt{\frac{2}{\pi}} \sqrt{k} \right).$$

Proposition 1 implies that as the number of hidden nodes k increases, the expectation of the right hand side of the inequality assumption in Theorem 2 grows more negative, while the left hand side of the inequality is zero in expectation when $\mathbf{b}_1 \sim \mathcal{N}(\mathbf{0}_k, \mathbf{I})$. In other words, for Gaussian zero-mean weights $(\mathbf{A}_1, \mathbf{b}_1)$ and with a large enough number of hidden nodes k , the assumption is satisfied. All proofs and detailed analyses are provided in the supplementary material.

3.3 Extending our Probabilistically True and Tight Bounds to Deeper Networks

To extend our proposed bounds to networks deeper than a two-layer block, we simply apply our bound procedure described in Section 3.2, recursively for every block. In particular, consider an L -layer neural network defined as $f(\mathbf{x}) = \mathbf{A}_L \text{ReLU}(\mathbf{A}_{L-1} \text{ReLU}(\dots \mathbf{A}_2 \text{ReLU}(\mathbf{A}_1 \mathbf{x})))$ and an ϵ - ℓ_∞ norm bounded input centered at \mathbf{x} , i.e. $\tilde{\mathbf{x}} \in [\mathbf{x} - \epsilon \mathbf{1}_n, \mathbf{x} + \epsilon \mathbf{1}_n]$. Without loss of generality, we assume f is bias-free for ease of notation. Then, the output lower and upper bounds of f are $\mathbf{L}_M = \mathbf{G}_{L-1} \mathbf{x} - \epsilon |\mathbf{G}_{L-1}| \mathbf{1}_n$ and $\mathbf{U}_M = \mathbf{G}_{L-1} \mathbf{x} + \epsilon |\mathbf{G}_{L-1}| \mathbf{1}_n$, respectively. Here, \mathbf{G}_{L-1} is a linear map that can be obtained recursively as follows:

$$\begin{aligned} \mathbf{G}_i &= \mathbf{A}_{i+1} \mathbf{M}_i \mathbf{G}_{i-1}, \text{ where } \mathbf{G}_0 = \mathbf{A}_1, \\ \mathbf{M}_i &= \text{diag} \left(\mathbb{1} \{ (\mathbf{G}_{i-1} \mathbf{x} + \epsilon |\mathbf{G}_{i-1}| \mathbf{1}_n) \geq 0 \} \right) \end{aligned}$$

Note that $\mathbf{G}_{i-1} \mathbf{x} + \epsilon |\mathbf{G}_{i-1}| \mathbf{1}_n$ is the output upper bound through a linear layer parameterized by \mathbf{G}_{i-1} for input $\tilde{\mathbf{x}}$ as in (1). With this blockwise propagation, the output interval bounds of f are now estimated by the output intervals of $\tilde{f}(\tilde{\mathbf{x}}) = \mathbf{G}_L \tilde{\mathbf{x}}$.

4 Experiments

Probabilistically True Bounds. In this experiment, we validate Theorem 1 with several controlled experiments. For a network of the form $g(\tilde{\mathbf{x}}) = \mathbf{A}_2 \max(\mathbf{A}_1 \tilde{\mathbf{x}} + \mathbf{b}_1, \mathbf{0}) + \mathbf{b}_2$ that has true bounds $[\mathbf{L}_{\text{true}}, \mathbf{U}_{\text{true}}]$ for $\tilde{\mathbf{x}} \in [\mathbf{x} - \epsilon \mathbf{1}_n, \mathbf{x} + \epsilon \mathbf{1}_n]$, we empirically show that our proposed bounds $[\mathbf{L}_M, \mathbf{U}_M]$, under the mild assumptions of Theorem 1, indeed are true with a high probability, i.e. $\mathbf{L}_M \leq g(\tilde{\mathbf{x}}) \leq \mathbf{U}_M$. Moreover, we verify that the larger the network input dimension n is, the inequality $\mathbf{L}_M \leq g(\tilde{\mathbf{x}}) \leq \mathbf{U}_M$ holds with even higher probability (as predicted by Theorem 1).

We start by constructing a network g where the biases $\mathbf{b}_1 \in \mathbb{R}^k$ and $\mathbf{b}_2 \in \mathbb{R}^1$ are initialized following the default Pytorch [29] initialization. As for the elements of the weight matrices $\mathbf{A}_1 \in \mathbb{R}^{k \times n}$ and $\mathbf{A}_2 \in \mathbb{R}^{1 \times k}$, they are sampled from $\mathcal{N}(0, 1/\sqrt{n})$ and $\mathcal{N}(0, 1/\sqrt{k})$, respectively. We estimate, \mathbf{L}_{true} and \mathbf{U}_{true} by taking the minimum and maximum of $10^6 + 2^n$ Monte-Carlo evaluations of g . For a given $\mathbf{x} \sim \mathcal{N}(\mathbf{0}_n, \mathbf{I})$ and with $\epsilon = 0.1$, we uniformly sample 10^6 examples from the interval $[\mathbf{x} - \epsilon \mathbf{1}_n, \mathbf{x} + \epsilon \mathbf{1}_n]$. We also sample all 2^n corners of the hyper cube $\{\mathbf{x} - \epsilon \mathbf{1}_n, \mathbf{x} + \epsilon \mathbf{1}_n\}^n$. To probabilistically show that the proposed interval $[\mathbf{L}_M, \mathbf{U}_M]$ is a super set of $[\mathbf{L}_{\text{true}}, \mathbf{U}_{\text{true}}]$ (i.e. they are true bounds), we evaluate the length of the intersection of the two intervals over the length of the

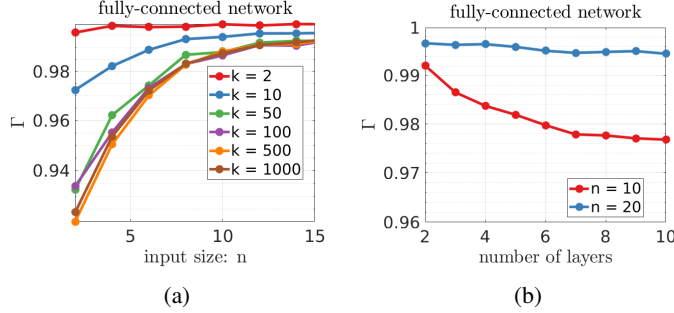


Figure 1: **Probabilistically True Bounds.** We show that our proposed interval bounds $[\mathbf{L}_M, \mathbf{U}_M]$ are a super set of the true interval bounds $[\mathbf{L}_{\text{true}}, \mathbf{U}_{\text{true}}]$ with high probability. Figure 1a shows how close the two intervals are for a two layer neural network (as predicted by Theorem 1), while Figure 1b shows how close they are for networks of varying depth.

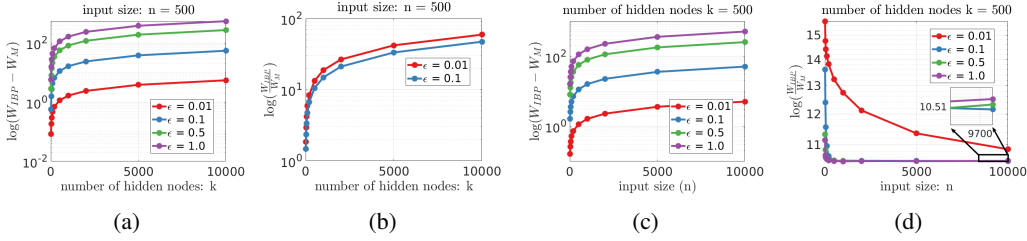


Figure 2: **Tighter than IBP with Varying Input Size and Hidden Nodes.** We show a bound tightness comparison between our proposed interval bounds and those of IBP [1] by comparing the difference and ratio of their interval lengths with varying k , n and ϵ for a two-layer network. The proposed bounds are significantly tighter than IBP (as predicted by Theorem 2).

true interval defined as $\Gamma = |[\mathbf{L}_M, \mathbf{U}_M] \cap [\mathbf{L}_{\text{true}}, \mathbf{U}_{\text{true}}]| / |[\mathbf{L}_{\text{true}}, \mathbf{U}_{\text{true}}]|$. Note that $\Gamma = 1$ if and only if $[\mathbf{L}_M, \mathbf{U}_M]$ is a super set of $[\mathbf{L}_{\text{true}}, \mathbf{U}_{\text{true}}]$. For a given n , we conduct this experiment 10^3 times with a varying $\mathbf{A}_1, \mathbf{A}_2, \mathbf{b}_1, \mathbf{b}_2$ and \mathbf{x} and report the average Γ . Then, we run this for a varying number of input size n and a varying number of hidden nodes k , as reported in Figure 1a. As predicted by Theorem 1, Figure 1a demonstrates that as n increases, the proposed interval will be a super set of the true interval, with a higher probability, regardless of the number of hidden nodes k . Note that networks that are as wide as $k = 1000$, require no more than $n = 15$ input dimensions for the proposed intervals to be a superset of the true intervals. In practice, n is much larger than that, e.g. $n \approx 3 \times 10^3$ in CIFAR10.

In Figure 1b, we empirically show that the above behavior also holds for deeper networks. We propagate the bounds blockwise as discussed in Section 3.3 and conduct similar experiments on fully-connected networks. We construct networks with varying depth, where each layer has the same number of nodes equal to the input dimension $k = n$.

These results indeed suggest that the proposed bounds are true bounds with high probability and this probability increases with larger input dimensions. Here, $n = 20$ is better than $n = 10$ across different network depths. The same behaviour holds for convolutional networks as well.

Probabilistically Tight Bounds. We experimentally affirm that our bounds can be much tighter than IBP bounds [1]. In particular, we validate Theorem 2 by comparing interval lengths of our proposed bounds, $W_M = \mathbf{U}_M - \mathbf{L}_M$, to those from IBP, $W_{IBP} = \mathbf{U}_{IBP} - \mathbf{L}_{IBP}$, on networks with functional form g . We compute both the difference and ratio of widths for varying values of k , n , and ϵ . Figure 2 reports the average width difference and ratio over 10^3 runs in a similar setup to the previous section. Figures 2a and 2b show that the proposed bounds indeed get tighter than IBP, as k increases across all ϵ values (as predicted by Theorem 2). Note that we show tightness results for $\epsilon = \{0.01, 0.1\}$ in Figure 2b as the performance of $\epsilon = \{0.5, 1.0\}$ were very similar to $\epsilon = 0.1$. Moreover, the improvement is consistently present when varying n as shown in Figures 2c and 2d.

We also compare the tightness of our bounds to those of IBP with increasing depth for both fully-connected networks (refer to Figures 3a and 3b) and convolutional networks (refer to Figures 3c and 3d). For all fully-connected networks, we take $n = k = 500$. Our proposed bounds get consistently tighter as the network depth increases over all choices of ϵ . In particular, the proposed bounds can be

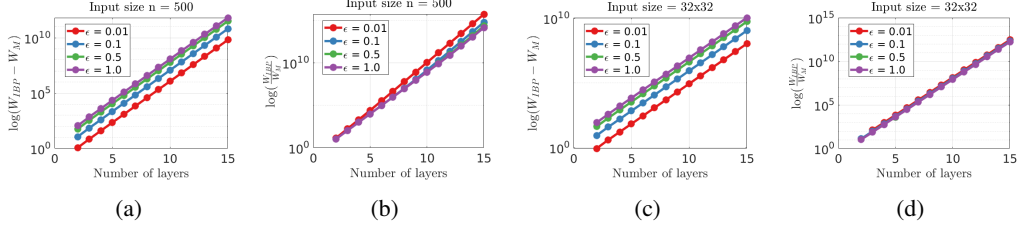


Figure 3: **Tighter than IBP in Deeper Networks.** We show a bound tightness comparison between our proposed interval bounds and those of IBP [1] by varying the number of layers for several choices of ϵ . The proposed bounds are significantly tighter than IBP.

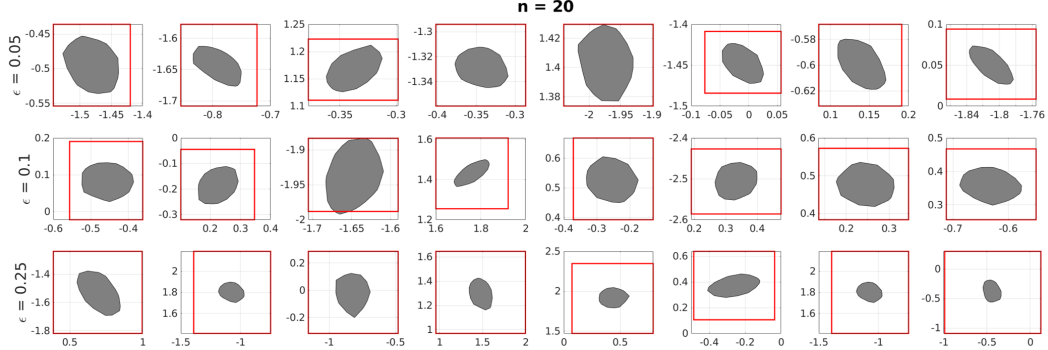


Figure 4: **Qualitative Results.** We plot visualizations of the output polytope of a 20-100-100-100-2 network through Monte-Carlo evaluations of the network with a uniform random input with varying ϵ . We also plot our proposed bounds $[\mathbf{L}_M, \mathbf{U}_M]$ in red. Each row is for a given ϵ with different randomized weights for the network. As for the IBP bounds $[\mathbf{L}_{IBP}, \mathbf{U}_{IBP}]$, they were omitted as they were significantly larger. For example, for the first figure with $\epsilon = 0.05$, the IBP bounds were $[-43.67, 32.86]$ for the x-axis and $[-47.79, 36.98]$ for the y-axis.

more than 10^6 times tighter than IBP for a 10 layer DNN. A similar observation can also be made for convolutional networks. For convolutional networks, it is expensive to compute our bounds using the procedure described in Section 3.3, so instead we obtain matrices \mathbf{M}_i using the easy-to-compute IBP upper bounds. Despite this relaxation, we still obtain very tight and probabilistically true bounds. Note that this slightly modified approach reduces exactly to our bounds for two-layer networks.

Qualitative Results. Following previous work [11, 1], Figure 4 visualizes some examples of the proposed bounds and compares them to the true ones for several choices of $\epsilon \in \{0.05, 0.1, 0.25\}$ and a random five-layer fully-connected network with architecture n -100-100-100-100-2. We also show the results of the Monte-Carlo sampling for an input size $n = 20$. More qualitative visualizations for different values of n are in the **supplementary material**.

Training Robust Networks. In this section, we conduct experiments showing that our proposed bounds can be used to robustly train DNNs. We compare our method against models trained nominally (*i.e.* only the nominal training loss is used), and those trained robustly with IBP [1]. Given the well-known robustness-accuracy trade off, robust models are often less accurate. Therefore, we compare all methods using an accuracy vs. robustness scatter plot. Following prior art, we use Projected Gradient Descent (PGD) [10] to measure robustness. We use a loss function similar to the one proposed in [1]. In particular, we use $L = \ell(f_\theta(\mathbf{x}), \mathbf{y}_{\text{true}}) + \kappa \ell(\mathbf{z}, \mathbf{y}_{\text{true}})$, where ℓ , $f_\theta(\mathbf{x})$, \mathbf{y}_{true} , and κ are the cross-entropy loss, output logits, the true class label, and regularization hyperparameter respectively. \mathbf{z} represents the ‘‘adversarial’’ logits obtained by combining the lower bound of the true class label and the upper bound of all other labels, as in [1]. When $\kappa = 0$, nominal training is invoked. Due to the tightness of our bounds and in contrast to IBP [1], we follow a standard training procedure that avoids the need to vary κ or ϵ_{train} during training [1].

Experimental Setup. We train the three network models (small, medium and large) provided by [1] on both MNIST and CIFAR10. See supplementary material for more details. Following the setup in [1], we train all models with $\epsilon_{\text{train}} \in \{0.1, 0.2, 0.3, 0.4\}$ and $\epsilon_{\text{train}} \in \{2/255, 8/255, 16/255, 0.1\}$ on MNIST and CIFAR10, respectively. Then, we compute the PGD robustness for every ϵ_{train}

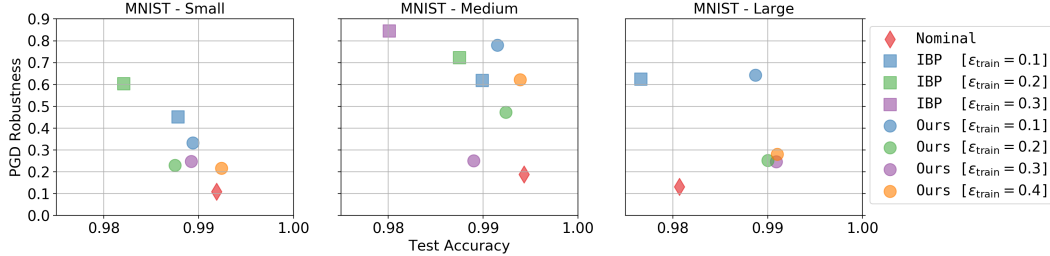


Figure 5: **Better Test Accuracy and Robustness on MNIST.** We compare the PGD robustness and test accuracy of three models (small, medium, and large) robustly trained on the MNIST dataset using our bounds and those robustly trained with IBP. We have trained both methods using four different ϵ_{train} but we eliminated all models test accuracy lower than 97.5%. Our results demonstrate a good trade-off between accuracy and robustness and, in some cases (medium and large), we excel in both.

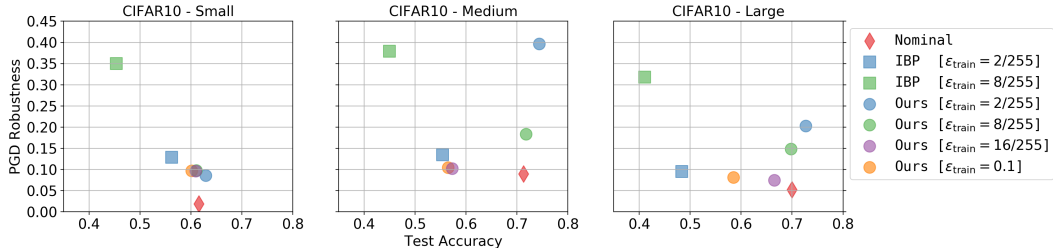


Figure 6: **Better Test Accuracy and Robustness on CIFAR10.** Compares the PGD robustness and test accuracy of three models (small, medium, and large) robustly trained on the CIFAR10 dataset using our bounds and those robustly trained with IBP. We eliminated all models with test accuracy lower than 40.0%. PGD robustness is averaged over multiple ϵ_{test} (refer to **supplementary material**).

of every model architecture for all $\epsilon_{\text{test}} \in \{0.1, 0.2, 0.3, 0.4\}$ for MNIST and for all $\epsilon_{\text{test}} \in \{2/255, 8/255, 16/255, 0.1\}$ for CIFAR10. To compare training methods, we compute the average PGD robustness over all ϵ_{test} , the test accuracy, and report them in a 2D scatter plot. In all experiments, we grid search over $\{0.1, 0.001, 0.0001\}$ learning rates and employ a temperature over the logits with a grid of $\{1, 1/5\}$ as in [30].

We report the performance results on MNIST for the small, medium and large architectures in Figure 5. For all trained architectures, we only report the results for models that achieve at least a test accuracy of 97.5%; otherwise, it is an indication of failure in training. Interestingly, our training scheme can be used to train all architectures for all ϵ_{train} . This is unlike IBP, which for example was only able to successfully train the large architecture with $\epsilon_{\text{train}} = 0.1$. Moreover, the models trained with our bounds always achieve better PGD robustness than the nominally trained networks on all architectures (small, medium and large) while preserving similar if not a higher accuracy (large architecture). While the models trained with IBP achieve high robustness, their test accuracy is drastically affected. Note that over all architectures and for some ϵ_{train} , training with our bounds always yields models with comparable or better PGD robustness but with a much higher test accuracy.

Similar observations can be made when training on CIFAR10 as shown in Figure 6. We only report the performance of trained architectures that achieve at least a test accuracy of 40%. All our trained models successfully train over all architectures and over all ϵ_{train} . They always achieve better PGD robustness, while maintaining similar or better test accuracy. Interestingly, all the models trained using IBP [1] achieve a much lower test accuracy.

5 Conclusion

In this work, we proposed new interval bounds that are very tight, relatively cheap to compute, and probabilistically true. We analytically showed that for the block (Affine-ReLU-Affine) with large input and hidden layer sizes, our bounds are true with a high probability and several order of magnitudes tighter than the bound obtained with IBP. We then proposed an approach to extend these results to deeper networks through means of blockwise propagation. We conduct extensive experiments verifying our theory on the Affine-ReLU-Affine block, and demonstrating that the same behaviour persist for deeper networks. As a result, we are able to train large models, with standard typical training routine while achieving excellent trade-off between accuracy and robustness.

Acknowledgments. This work was supported by the King Abdullah University of Science and Technology (KAUST) Office of Sponsored Research.

References

- [1] S. Gowal, K. Dvijotham, R. Stanforth, R. Bunel, C. Qin, J. Uesato, T. Mann, and P. Kohli, “On the effectiveness of interval bound propagation for training verifiably robust models,” *arXiv preprint arXiv:1810.12715*, 2018.
- [2] A. Krizhevsky, I. Sutskever, and G. E. Hinton, “Imagenet classification with deep convolutional neural networks,” in *Advances in neural information processing systems*, pp. 1097–1105, 2012.
- [3] K. He, X. Zhang, S. Ren, and J. Sun, “Deep residual learning for image recognition,” in *Proceedings of the IEEE conference on computer vision and pattern recognition*, pp. 770–778, 2016.
- [4] J. Long, E. Shelhamer, and T. Darrell, “Fully convolutional networks for semantic segmentation,” in *Proceedings of the IEEE Conference on Computer Vision and Pattern Recognition*, pp. 3431–3440, 2015.
- [5] G. Hinton, L. Deng, D. Yu, G. E. Dahl, A.-r. Mohamed, N. Jaitly, A. Senior, V. Vanhoucke, P. Nguyen, T. N. Sainath, *et al.*, “Deep neural networks for acoustic modeling in speech recognition: The shared views of four research groups,” *IEEE Signal Processing Magazine*, vol. 29, no. 6, pp. 82–97, 2012.
- [6] I. J. Goodfellow, J. Shlens, and C. Szegedy, “Explaining and harnessing adversarial examples,” *arXiv preprint arXiv:1412.6572*, 2014.
- [7] S.-M. Moosavi-Dezfooli, A. Fawzi, and P. Frossard, “Deepfool: a simple and accurate method to fool deep neural networks,” in *Proceedings of the IEEE conference on computer vision and pattern recognition*, pp. 2574–2582, 2016.
- [8] S.-M. Moosavi-Dezfooli, A. Fawzi, O. Fawzi, and P. Frossard, “Universal adversarial perturbations,” in *Proceedings of the IEEE conference on computer vision and pattern recognition*, pp. 1765–1773, 2017.
- [9] A. Bibi, M. Alfadly, and B. Ghanem, “Analytic expressions for probabilistic moments of pl-dnn with gaussian input,” in *Proceedings of the IEEE Conference on Computer Vision and Pattern Recognition*, pp. 9099–9107, 2018.
- [10] A. Madry, A. Makelov, L. Schmidt, D. Tsipras, and A. Vladu, “Towards deep learning models resistant to adversarial attacks,” *arXiv preprint arXiv:1706.06083*, 2017.
- [11] J. Z. Kolter and E. Wong, “Provable defenses against adversarial examples via the convex outer adversarial polytope,” *arXiv preprint arXiv:1711.00851*, vol. 1, no. 2, p. 3, 2017.
- [12] A. Raghunathan, J. Steinhardt, and P. Liang, “Certified defenses against adversarial examples,” *arXiv preprint arXiv:1801.09344*, 2018.
- [13] M. Alfadly, A. Bibi, and B. Ghanem, “Analytical moment regularizer for gaussian robust networks,” *arXiv preprint arXiv:1904.11005*, 2019.
- [14] G. Katz, C. Barrett, D. L. Dill, K. Julian, and M. J. Kochenderfer, “Reluplex: An efficient smt solver for verifying deep neural networks,” in *International Conference on Computer Aided Verification*, pp. 97–117, Springer, 2017.
- [15] S. Sankaranarayanan, A. Alavi, C. D. Castillo, and R. Chellappa, “Triplet probabilistic embedding for face verification and clustering,” in *2016 IEEE 8th international conference on biometrics theory, applications and systems (BTAS)*, pp. 1–8, IEEE, 2016.
- [16] T.-W. Weng, H. Zhang, H. Chen, Z. Song, C.-J. Hsieh, D. Boning, I. S. Dhillon, and L. Daniel, “Towards fast computation of certified robustness for relu networks,” *arXiv preprint arXiv:1804.09699*, 2018.
- [17] M. Mirman, T. Gehr, and M. Vechev, “Differentiable abstract interpretation for provably robust neural networks,” in *International Conference on Machine Learning*, pp. 3575–3583, 2018.
- [18] Y. LeCun, “The mnist database of handwritten digits,” <http://yann.lecun.com/exdb/mnist/>, 1998.
- [19] A. Krizhevsky and G. Hinton, “Learning multiple layers of features from tiny images,” tech. rep., Citeseer, 2009.
- [20] C.-H. Cheng, G. Nührenberg, and H. Ruess, “Maximum resilience of artificial neural networks,” in *International Symposium on Automated Technology for Verification and Analysis*, pp. 251–268, Springer, 2017.
- [21] A. Lomuscio and L. Maganti, “An approach to reachability analysis for feed-forward relu neural networks,” *arXiv preprint arXiv:1706.07351*, 2017.
- [22] K. X. Tjeng, Vincent and R. Tedrake, “Evaluating robustness of neural networks with mixed integer programming,” *International Conference on Learning Representations, ICLR19*, 2019.

- [23] S. W. Xiaowei Huang, Marta Kwiatkowska and M. Wu, "Safety verification of deep neural networks," *International Conference on Computer Aided Verification*, 2017.
- [24] R. Ehlers, "Formal verification of piece-wise linear feed-forward neural networks," *International Symposium on Automated Technology for Verification and Analysis*, 2017.
- [25] P.-Y. C. C.-J. H. Huan Zhang, Tsui-Wei Weng and L. Daniel, "Efficient neural network robustness certification with general activation functions," *Neural Information Processing Systems*, 2018.
- [26] J. H. M. Eric Wong, Frank Schmidt and Z. Kolter, "Scaling provable adversarial defenses," in *Neural Information Processing Systems, NIPS18*, 2018.
- [27] H. Salman, G. Yang, H. Zhang, C.-J. Hsieh, and P. Zhang, "A convex relaxation barrier to tight robust verification of neural networks," *arXiv preprint arXiv:1902.08722*, 2019.
- [28] P. H. T. P. K.-M. P. K. Rudy Bunel, Ilker Turkaslan, "A unified view of piecewise linear neural network verification," *arXiv preprint arXiv:1711.00455*, 2018.
- [29] A. Paszke, S. Gross, S. Chintala, G. Chanan, E. Yang, Z. DeVito, Z. Lin, A. Desmaison, L. Antiga, and A. Lerer, "Automatic differentiation in pytorch," *NIPS Workshop*, 2017.
- [30] G. Hinton, O. Vinyals, and J. Dean, "Distilling the knowledge in a neural network," *arXiv preprint arXiv:1503.02531*, 2015.

A Probabilistically True Bounds in Expectation

Theorem 1. (*Probabilistically True Bounds in Expectation*) Consider an ℓ_∞ bounded uniform random variable input $\tilde{\mathbf{x}}$, i.e. $\tilde{\mathbf{x}} \in [\mathbf{x} - \mathbf{1}\epsilon, \mathbf{x} + \mathbf{1}\epsilon]$, to a block of layers in the form of Affine-ReLU-Affine (parameterized by $\mathbf{A}_1, \mathbf{b}_1, \mathbf{a}_2$ and \mathbf{b}_2 for the first and second Affine layers, respectively). With the true output interval bounds being $[\mathbf{L}_{true}, \mathbf{U}_{true}]$, i.e. $\mathbf{L}_{true} \leq g(\tilde{\mathbf{x}}) \leq \mathbf{U}_{true} \forall \tilde{\mathbf{x}}$, the following holds with an overwhelming probability for a sufficiently large m :

$$\begin{aligned} \mathbf{L}_{true} &\geq \mathbf{L}_{approx} = \mathbb{E}_{\tilde{\mathbf{y}}} [\mathbf{a}_2^\top (\max(\tilde{\mathbf{y}}, \mathbf{0}) + \mathbf{b}_2)] - m\sqrt{\text{Var}_{\tilde{\mathbf{y}}}([\mathbf{a}_2^\top (\max(\tilde{\mathbf{y}}, \mathbf{0}) + \mathbf{b}_2)])}, \\ \mathbf{U}_{true} &\leq \mathbf{U}_{approx} = \mathbb{E}_{\tilde{\mathbf{y}}} [\mathbf{a}_2^\top (\max(\tilde{\mathbf{y}}, \mathbf{0}) + \mathbf{b}_2)] + m\sqrt{\text{Var}_{\tilde{\mathbf{y}}}([\mathbf{a}_2^\top (\max(\tilde{\mathbf{y}}, \mathbf{0}) + \mathbf{b}_2)])}, \end{aligned}$$

where $\tilde{\mathbf{y}} = \mathbf{A}_1\tilde{\mathbf{x}} + \mathbf{b}_1 \sim \mathcal{N}(\mathbf{A}_1\mathbf{x} + \mathbf{b}_1, \frac{\epsilon^2}{3}\mathbf{A}_1\mathbf{A}_1^\top)$ assuming that the Lyapunov Central Limit Theorem holds. Then, for random matrices \mathbf{A}_1 and \mathbf{a}_2 with elements being i.i.d Gaussian with zero mean and $\sigma_{\mathbf{A}_1}$ and $\sigma_{\mathbf{a}_2}$ standard deviations, respectively, and for a sufficiently large input dimension n (holds as $n \rightarrow \infty$) and m , we have that

$$\begin{aligned} \mathbb{E}_{\mathbf{A}_1, \mathbf{a}_2} [\mathbf{L}_M] &\leq \mathbb{E}_{\mathbf{A}_1, \mathbf{a}_2} [\mathbf{L}_{approx}] \leq \mathbb{E}_{\mathbf{A}_1, \mathbf{a}_2} [\mathbf{L}_{true}], \\ \mathbb{E}_{\mathbf{A}_1, \mathbf{a}_2} [\mathbf{U}_{true}] &\leq \mathbb{E}_{\mathbf{A}_1, \mathbf{a}_2} [\mathbf{U}_{approx}] \leq \mathbb{E}_{\mathbf{A}_1, \mathbf{a}_2} [\mathbf{U}_M]. \end{aligned} \quad (6)$$

Proof. Since $\tilde{\mathbf{x}}$ is uniformly distributed between $[\mathbf{x} - \epsilon\mathbf{1}, \mathbf{x} + \epsilon\mathbf{1}]$ with mean $\mu_{\tilde{\mathbf{x}}} = \mathbf{x}$ and covariance matrix $\Sigma_{\tilde{\mathbf{x}}} = (\epsilon^2/3)\mathbf{I}$. The output of the first linear layer $\tilde{\mathbf{y}} = \mathbf{A}_1\tilde{\mathbf{x}} + \mathbf{b}_1$ has mean $\mu_{\tilde{\mathbf{y}}} = \mathbf{A}_1\mathbf{x} + \mathbf{b}_1$ and covariance matrix $\Sigma_{\tilde{\mathbf{y}}} = (\epsilon^2/3)\mathbf{A}_1\mathbf{A}_1^\top$. Assuming Lyapunov CLT holds then $\tilde{\mathbf{y}}$ can thus be approximated as $\mathcal{N}(\mathbf{A}_1\mathbf{x} + \mathbf{b}_1, (\epsilon^2/3)\mathbf{A}_1\mathbf{A}_1^\top)$ for relatively large n . Following the recent analytic expressions derived for the first and output moments of a network of the form of Affine layer followed by a ReLU followed by another Affine in [9], Then the mean is given as follows:

$$\mathbb{E}_{\tilde{\mathbf{y}}} [\mathbf{a}_2^\top (\max(\tilde{\mathbf{y}}, \mathbf{0}) + \mathbf{b}_2)] = \mathbf{a}_2^\top [\mu_{\tilde{\mathbf{y}}} \odot \Phi(\mu_{\tilde{\mathbf{y}}} \oslash \sigma_{\tilde{\mathbf{y}}}) + \sigma_{\tilde{\mathbf{y}}} \odot \phi(\mu_{\tilde{\mathbf{y}}} \oslash \sigma_{\tilde{\mathbf{y}}})] + \mathbf{b}_2.$$

Note that Φ and ϕ are the normal cumulative and probability Gaussian density functions and where $\sigma_{\tilde{\mathbf{y}}} = \sqrt{\text{diag}(\Sigma_{\tilde{\mathbf{y}}})} = (\epsilon/\sqrt{3})\sqrt{\text{diag}(\mathbf{A}_1\mathbf{A}_1^\top)}$ where diag extracts the diagonal elements of a matrix to a vector and that \oslash is an elementwise division. Moreover, note that $\sigma_{\tilde{\mathbf{y}}}\sigma_{\tilde{\mathbf{y}}}^\top = (\epsilon^2/3)\sqrt{\text{diag}(\mathbf{A}_1\mathbf{A}_1)}\sqrt{\text{diag}(\mathbf{A}_1\mathbf{A}_1)^\top} = (\epsilon^2/3)\Psi$ where $\Psi_{i,j} = \|\mathbf{A}_1(i, :)\|_2\|\mathbf{A}_1(j, :)\|_2$ for ease of notation. As for the variance, it can be approximated following [9] as follows:

$$\begin{aligned} &\sqrt{\text{Var}_{\tilde{\mathbf{y}}}([\mathbf{a}_2^\top (\max(\tilde{\mathbf{y}}, \mathbf{0}) + \mathbf{b}_2)])} \\ &\approx \frac{\epsilon}{\sqrt{6\pi}} \left(\sum_{i=1}^k \sum_{j=1}^k \mathbf{a}_2^i \mathbf{a}_2^j \Psi_{i,j} \left(\mathcal{H}_{i,j} \cos^{-1}(-\mathcal{H}_{i,j}) + \sqrt{1 - \mathcal{H}_{i,j}^2} \right) - \left(\mathbf{a}_2^\top \sqrt{\text{diag}(\mathbf{A}_1\mathbf{A}_1^\top)} \right)^2 \right)^{\frac{1}{2}}. \end{aligned}$$

Note that for ease of notation $\mathcal{H}_{i,j} = \frac{\mathbf{A}_1(i, :)\mathbf{A}_1(j, :)}{\|\mathbf{A}_1(i, :)\|_2\|\mathbf{A}_1(j, :)\|_2}$ and that $\mathcal{H}_{i,i} = 1$. Thus, we have that

$$\begin{aligned} &\mathbf{U}_M - \mathbf{U}_{approx} \\ &\approx \mathbf{a}_2^\top \mathbf{M}(\mathbf{A}_1\mathbf{x} + \mathbf{b}_1) + \mathbf{b}_2 + \epsilon[\mathbf{a}_2^\top \mathbf{M}\mathbf{A}_1|\mathbf{1} - \mathbf{a}_2^\top [\mu_{\tilde{\mathbf{y}}} \odot \Phi(\mu_{\tilde{\mathbf{y}}} \oslash \sigma_{\tilde{\mathbf{y}}})] - \sigma_{\tilde{\mathbf{y}}} \odot \phi(\mu_{\tilde{\mathbf{y}}} \oslash \sigma_{\tilde{\mathbf{y}}})] \\ &\quad - \mathbf{b}_2 - \frac{m\epsilon}{\sqrt{6\pi}} \left(\sum_{i=1}^k \sum_{j=1}^k \mathbf{a}_2^i \mathbf{a}_2^j \Psi_{i,j} \left(\mathcal{H}_{i,j} \cos^{-1}(-\mathcal{H}_{i,j}) + \sqrt{1 - \mathcal{H}_{i,j}^2} \right) - \left(\mathbf{a}_2^\top \sqrt{\text{diag}(\mathbf{A}_1\mathbf{A}_1^\top)} \right)^2 \right)^{\frac{1}{2}} \end{aligned}$$

By conditioning over \mathbf{A}_1 , we have

$$\begin{aligned}
\mathbb{E}_{\mathbf{a}_2} \left[\mathbf{U}_M - \mathbf{U}_{approx} \right] &= \mathbb{E}_{\mathbf{a}_2} \left[\epsilon |\mathbf{a}_2^\top \mathbf{M} \mathbf{A}_1| \mathbf{1} \right] - \frac{m\epsilon}{\sqrt{6\pi}} \mathbb{E}_{\mathbf{a}_2} \left[\sum_{i=1}^k \sum_{j=1}^k \mathbf{a}_2^i \mathbf{a}_2^j \Psi_{i,j} \left(\mathcal{H}_{i,j} \cos^{-1}(-\mathcal{H}_{i,j}) \right) \right. \\
&\quad \left. + \sqrt{1 - \mathcal{H}_{i,j}^2} \right) - \left(\mathbf{a}_2^\top \sqrt{\text{diag}(\mathbf{A}_1 \mathbf{A}_1^T)} \right)^2 \right]^{\frac{1}{2}} \\
&\geq \mathbb{E} \left[\epsilon |\mathbf{a}_2^\top \mathbf{M} \mathbf{A}_1| \mathbf{1} \right] - \frac{m\epsilon}{\sqrt{6\pi}} \left[\sum_{k=1}^n \sum_{i=1}^n \mathbb{E}_{\mathbf{a}_2} [\mathbf{a}_2^i \mathbf{a}_2^k] \Psi_{i,k} \left(\mathcal{H}_{i,k} \cos^{-1}(-\mathcal{H}_{i,k}) \right) \right. \\
&\quad \left. + \sqrt{1 - \mathcal{H}_{i,k}^2} \right) - \mathbb{E}_{\mathbf{a}_2} \left[\left(\mathbf{a}_2^\top \sqrt{\text{diag}(\mathbf{A}_1 \mathbf{A}_1^T)} \right)^2 \right] \right]^{\frac{1}{2}} \\
&= \epsilon \mathbb{E}_{\mathbf{a}_2} \left[|\mathbf{a}_2^\top \mathbf{M} \mathbf{A}_1| \mathbf{1} \right] - \frac{m\epsilon}{\sqrt{6\pi}} \left(\pi \sigma_{\mathbf{a}_2}^2 \sum_{i=j}^k \Psi_{i,j} - \sigma_{\mathbf{a}_2}^2 \|\mathbf{A}\|_F^2 \right)^{\frac{1}{2}} \\
&= \epsilon \sum_{j=1}^n \mathbb{E} \left[|\mathbf{a}_2^\top \mathbf{M} \mathbf{A}_1(:,j)| \right] - \frac{m\epsilon \sigma_{\mathbf{a}_2} \sqrt{\pi-1}}{\sqrt{6\pi}} \|\mathbf{A}_1\|_F \\
&= \epsilon \sqrt{\frac{2}{\pi}} \sum_{j=1}^n \sqrt{\text{var}(\mathbf{a}_2^\top \mathbf{M} \mathbf{A}_1(:,j))} - \frac{m\epsilon \sigma_{\mathbf{a}_2} \sqrt{\pi-1}}{\sqrt{6\pi}} \|\mathbf{A}_1\|_F \\
&= \epsilon \sigma_{\mathbf{a}_2} \sqrt{\frac{2}{\pi}} \sum_{j=1}^n \sqrt{\mathbf{A}_1(:,j)^T \mathbf{M} \mathbf{A}_1(:,j)} - \frac{m\epsilon \sigma_{\mathbf{a}_2} \sqrt{\pi-1}}{\sqrt{6\pi}} \|\mathbf{A}_1\|_F \\
&= \epsilon \sigma_{\mathbf{a}_2} \sqrt{\frac{2}{\pi}} \sum_{j=1}^n \sqrt{\sum_{i=1}^k \mathbf{A}_1(i,j)^2 \mathbf{M}(i,i)} - \frac{m\epsilon \sigma_{\mathbf{a}_2} \sqrt{\pi-1}}{\sqrt{6\pi}} \|\mathbf{A}_1\|_F \\
&= \epsilon \sigma_{\mathbf{a}_2} \sqrt{\frac{2}{\pi}} \sum_{j=1}^n \sqrt{\sum_{i=1}^k \mathbf{A}_1(i,j)^2 \mathbb{1}\{\mathbf{u}_1^i \geq \mathbf{0}\}} - \frac{m\epsilon \sigma_{\mathbf{a}_2} \sqrt{\pi-1}}{\sqrt{6\pi}} \|\mathbf{A}_1\|_F
\end{aligned}$$

The second equality follows from that $\mathbf{a}_2^i \forall i$ are independent random variables. The first inequality follows by Jensen's where the forth inequality follows from the mean of a folded Gaussian. Lastly, by taking the expectation over \mathbf{A}_1 where S is the set of indices where $\mathbf{u}_1^i \geq \mathbf{0}$ for all $i \in S$. Since \mathbf{u}_1 is random, then $|S|$ is also random. Therefore, one can reparametrize the sum and as follows

$$\begin{aligned}
\mathbb{E}_{\mathbf{A}_1, \mathbf{a}_2, |S|} \left[\mathbf{U}_M - \mathbf{U}_{approx} \right] &= \mathbb{E}_{|S|} \left[\mathbb{E}_{\mathbf{A}_1} \left[\epsilon \sigma_{\mathbf{a}_2} \sqrt{\frac{2}{\pi}} \sum_{j=1}^n \sqrt{\sum_{i \in S} \mathbf{A}_1(i,j)^2} \right. \right. \\
&\quad \left. \left. - \frac{m\epsilon \sigma_{\mathbf{A}_2} \sqrt{\pi-1}}{\sqrt{6\pi}} \sqrt{\sum_{j=1}^n \sum_{i=1}^k \mathbf{A}_1(i,j)^2} \middle| |S| \right] \right] \\
&= \mathbb{E}_{|S|} \left[\frac{2\epsilon \sigma_{\mathbf{a}_2} \sigma_{\mathbf{A}_1} n}{\sqrt{\pi}} \frac{\Gamma(\frac{|S|+1}{2})}{\Gamma(\frac{|S|}{2})} - \frac{m\epsilon \sigma_{\mathbf{a}_2} \sigma_{\mathbf{A}_1} \sqrt{\pi-1}}{\sqrt{3\pi}} \frac{\Gamma(\frac{nk+1}{2})}{\Gamma(\frac{nk}{2})} \right] \\
&\approx \frac{2\epsilon \sigma_{\mathbf{a}_2} \sigma_{\mathbf{A}_1} n}{\sqrt{\pi}} \mathbb{E}_{|S|} \left[\sqrt{\frac{|S|}{2}} \right] - \frac{m\epsilon \sigma_{\mathbf{a}_2} \sigma_{\mathbf{A}_1} \sqrt{\pi-1}}{\sqrt{3\pi}} \sqrt{\frac{nk}{2}}
\end{aligned}$$

The second equality follows as a special case of Lemma 1. That is, if we have that $\frac{\mathbb{E}[\sqrt{|S|}]}{\sqrt{k}} \geq \frac{m\sqrt{\pi-1}}{\sqrt{12n}}$.

The last approximation follows from stirlings formula $\Gamma(x+1/2)/\Gamma(x/2) \approx \sqrt{x/2}$ for large x . Since $\mathbb{E}[\sqrt{|S|}] \leq \sqrt{k}$, then as the input dimension increases, i.e. $(n \rightarrow \infty)$ the theorem follows. \square

B Tightness Compared to Layerwise Propagation

Theorem 2. (Tightness) Consider an ℓ_∞ bounded input $\tilde{\mathbf{x}}$, i.e. $\tilde{\mathbf{x}} \in [\mathbf{x} - \mathbf{1}\epsilon, \mathbf{x} + \mathbf{1}\epsilon]$ to the block of layers that is in the form of Affine-ReLU-Affine(parameterized by $\mathbf{A}_1, \mathbf{b}_1, \mathbf{a}_2$ and \mathbf{b}_2 for the first and second Affine layers, respectively) where the elements of \mathbf{a}_2 i.i.d Gaussian with zero mean and $\sigma_{\mathbf{a}_2}$ standard deviation. Under the assumption that $\frac{1}{\sqrt{2\pi}}\mathbf{x}_j\mathbf{1}_k^\top\mathbf{A}_1(:,j) + \frac{1}{2n}\mathbf{1}_k^\top\mathbf{b} \geq 0 \geq \epsilon \left(\|\mathbf{A}_1(:,j)\|_2 - \frac{1}{\sqrt{2\pi}}\|\mathbf{A}_1(:,j)\|_1 \right) \forall j$, we have that $\mathbb{E}_{\mathbf{a}_2} [(\mathbf{U}_{DM} - \mathbf{L}_{DM}) - (\mathbf{U}_M - \mathbf{L}_M)] \geq 0$.

Proof. Note that

$$\begin{aligned} [(\mathbf{U}_{DM} - \mathbf{L}_{DM}) - (\mathbf{U}_M - \mathbf{L}_M)] &= \epsilon|\mathbf{a}_2^\top|\|\mathbf{A}_1\|\mathbf{1}_n + \frac{1}{2}|\mathbf{a}_2^\top|\|\mathbf{u}_1\| - \frac{1}{2}|\mathbf{a}_2^\top|\|\mathbf{l}_1\| \\ &\quad - 2\epsilon\left|\mathbf{a}_2^\top \text{diag}(\mathbb{1}\{\mathbf{u}_1 \geq \mathbf{0}\})\mathbf{A}_1\right|\mathbf{1}_n \end{aligned}$$

Consider the coordinate splitting functions $S^{++}(\cdot), S^{+-}(\cdot), S^{--}(\cdot)$ and $S^{-+}(\cdot)$ such that for $\mathbf{x} \in \mathbb{R}^n$ $S^{++}(\mathbf{x}) = \mathbf{x} \odot \mathbb{1}\{\mathbf{u}_1^i \geq 0, \mathbf{l}_1^i \geq 0\}$ where $\mathbb{1}\{\mathbf{u}_1^i \geq 0, \mathbf{l}_1^i \geq 0\}$ is a vector of all zeros and 1 in the locations where both $\mathbf{u}_1^i, \mathbf{l}_1^i \geq 0$. However, since $\mathbf{u}_1 \geq \mathbf{l}_1$, then $S^{-+}(\cdot) = \mathbf{0}$. Therefore it is clear that for any vector \mathbf{x} and an interval $[\mathbf{l}_1, \mathbf{u}_1]$, we have that

$$\mathbf{x} = S^{++}(\mathbf{x}) + S^{+-}(\mathbf{x}) + S^{--}(\mathbf{x}), \quad (7)$$

since the sets $\{i; \mathbf{u}_1^i \geq 0, \mathbf{l}_1^i \geq 0\}, \{i; \mathbf{u}_1^i \geq 0, \mathbf{l}_1^i \leq 0\}$ and $\{i; \mathbf{u}_1^i \leq 0, \mathbf{l}_1^i \leq 0\}$ are disjoint and their union $\{i = 1, i = 2, \dots, i = k\}$. We will denote the difference in the interval lengths as $W_{DM} - W_M$ for ease of notation. Thus, we have the following:

$$\begin{aligned} W_{DM} - W_M &= \epsilon S^{++}(|\mathbf{a}_2^\top|)|\mathbf{A}_1|\mathbf{1}_n + \epsilon S^{+-}(|\mathbf{a}_2^\top|)|\mathbf{A}_1|\mathbf{1}_n + \epsilon S^{--}(|\mathbf{a}_2^\top|)|\mathbf{A}_1|\mathbf{1}_n + \frac{1}{2}S^{++}(|\mathbf{a}_2^\top|)|\mathbf{u}_1| \\ &\quad + \frac{1}{2}S^{+-}(|\mathbf{a}_2^\top|)|\mathbf{u}_1| + \frac{1}{2}S^{--}(|\mathbf{a}_2^\top|)|\mathbf{u}_1| - \frac{1}{2}S^{++}(|\mathbf{a}_2^\top|)|\mathbf{l}_1| - \frac{1}{2}S^{+-}(|\mathbf{a}_2^\top|)|\mathbf{l}_1| \\ &\quad - \frac{1}{2}S^{--}(|\mathbf{a}_2^\top|)|\mathbf{l}_1| - 2\epsilon\left|(S^{++}(\mathbf{a}_2^\top) + S^{+-}(\mathbf{a}_2^\top) + S^{--}(\mathbf{a}_2^\top))\text{diag}(\mathbb{1}\{\mathbf{u}_1 \geq \mathbf{0}\})\right|\mathbf{1}_n \\ &= 2\epsilon S^{++}(|\mathbf{a}_2^\top|)|\mathbf{A}_1|\mathbf{1}_n + S^{+-}(|\mathbf{a}_2^\top|)(\mathbf{A}_1\mathbf{x} + \mathbf{b}_1) + \epsilon S^{+-}(|\mathbf{a}_2^\top|)\mathbf{A}_1\mathbf{1}_n \\ &\quad - 2\epsilon\left|(S^{++}(\mathbf{a}_2^\top) + S^{+-}(\mathbf{a}_2^\top))\mathbf{A}_1\right|\mathbf{1}_n \\ &= \underbrace{2\epsilon S^{++}(|\mathbf{a}_2^\top|)|\mathbf{A}_1|\mathbf{1}_n}_{\textcircled{1}} + \underbrace{S^{+-}(|\mathbf{a}_2^\top|)\mathbf{u}_1}_{\textcircled{2}} - 2\epsilon\left|(S^{++}(\mathbf{a}_2^\top) + S^{+-}(\mathbf{a}_2^\top))\mathbf{A}_1\right|\mathbf{1}_n. \end{aligned}$$

Note that we used the property of the coordinate splitting functions defined in Eq 7 along with the definitions of The previous The penultimate equality follows since $S^{++}(\cdot)$ and $S^{+-}(\cdot)$ corresponds to the indices that are selected by \mathbf{l}_1 and \mathbf{u}_1 . The penultimate equality follows since S^{++} and S^{+-} corresponds to the indices that are selected by $\text{diag}(\mathbb{1}\{\mathbf{u}_1 \geq \mathbf{0}\})$.

Now by taking the expectation over \mathbf{a}_2 , we have for $\textcircled{1}$:

$$\begin{aligned} 2\epsilon\mathbb{E}[S^{++}(|\mathbf{a}_2^\top|)|\mathbf{A}_1|]\mathbf{1}_n &= 2\epsilon\sum_{i=1}^k\mathbb{E}[|\mathbf{a}_2^i|]|\mathbf{A}_1(i, :)|\mathbb{1}\{\mathbf{u}_1^i \geq 0, \mathbf{l}_1^i \geq 0\}\mathbf{1}_n \\ &= 2\epsilon\sigma_{\mathbf{a}_2}\sqrt{\frac{2}{\pi}}\sum_{i=1}^k|\mathbf{A}_1(i, :)|\mathbb{1}\{\mathbf{l}_1^i \geq 0\}\mathbf{1}_n \\ &= 2\epsilon\sigma_{\mathbf{a}_2}\sqrt{\frac{2}{\pi}}\sum_{j=1}^n\sum_{i=1}^k|\mathbf{A}_1(i, j)|\mathbb{1}\{\mathbf{l}_1^i \geq 0\} \end{aligned}$$

The second equality follows from the mean of the folded Gaussian. and the fact that $\mathbf{u}_1 \geq \mathbf{l}_1$.

For ② , we have:

$$\mathbb{E} [S^{+-} (|\mathbf{a}_2^\top|) \mathbf{u}_1] = \sigma_{\mathbf{a}_2} \sqrt{\frac{2}{\pi}} \sum_{i=1}^k \mathbf{u}_1^i \mathbb{1} \{ \mathbf{u}_1^i \geq 0, \mathbf{l}_1^i \leq 0 \}$$

Lastly, for ③ , we have:

$$2\epsilon \mathbb{E} \left[\left(S^{++} (\mathbf{a}_2^\top) + S^{+-} (\mathbf{a}_2^\top) \right) \mathbf{A}_1 \right] \mathbf{1}_n = 2\epsilon \mathbb{E} \left[\left[\sum_{i=1}^k \mathbf{A}_1(i, :) \mathbf{a}_2^i (\mathbb{1} \{ \mathbf{u}_1^i \geq 0 \}) \right] \right] \mathbf{1}_n$$

Using Holder's inequality, i.e. $\mathbb{E}[|x|] \leq \sqrt{\mathbb{E}[x^2]}$, per coordinate of the vector $\left[\sum_{i=1}^k \mathbf{A}_1(i, :) \mathbf{a}_2^i (\mathbb{1} \{ \mathbf{u}_1^i \geq 0 \}) \right]$ and by binomial expansion, we have at the j^{th} coordinate

$$\begin{aligned} & 2\epsilon \sqrt{\mathbb{E} \left[\sum_{i=1}^k \mathbf{A}_1(i, j) \mathbf{a}_2^i \mathbb{1} \{ \mathbf{u}_1^i \geq 0 \} \right]^2} \\ &= 2\epsilon \left(\sum_{i=1}^k (\mathbf{A}_1(i, j))^2 \mathbb{E} [(\mathbf{a}_2^i)^2] \mathbb{1} \{ \mathbf{u}_1^i \geq 0 \} + 2 \sum_{i=1}^k \sum_{z < i} \mathbf{A}_1(i, j) \mathbf{A}_1(z, j) \mathbb{E} [\mathbf{a}_2^i \mathbf{a}_2^z] \mathbb{1} \{ \mathbf{u}_1^i \geq 0 \} \mathbb{1} \{ \mathbf{u}_1^z \geq 0 \} \right)^{\frac{1}{2}} \\ &= 2\epsilon \sqrt{\sum_{i=1}^k (\mathbf{A}_1(i, j))^2 \mathbb{E} [(\mathbf{a}_2^i)^2] \mathbb{1} \{ \mathbf{u}_1^i \geq 0 \}} = 2\epsilon \sigma_{\mathbf{a}_2} \sqrt{\sum_{i=1}^k (\mathbf{A}_1(i, j))^2 \mathbb{1} \{ \mathbf{u}_1^i \geq 0 \}} \end{aligned}$$

The second equality follows from by the independence of \mathbf{a}_2^i and that they have zero mean. Therefore it follows from ③ that:

$$2\epsilon \mathbb{E} \left[\left(S^{++} (\mathbf{A}_2^\top) + S^{+-} (\mathbf{A}_2^\top) \right) \mathbf{A}_1 \right] \mathbf{1}_n \leq 2\epsilon \sigma_{\mathbf{a}_2} \sum_{j=1}^n \sqrt{\sum_{i=1}^k (\mathbf{A}_1(i, j))^2 \mathbb{1} \{ \mathbf{u}_1^i \geq 0 \}}$$

Lastly, putting things together, i.e. $\mathbb{E} [① + ② - ③]$ we have that

$$\begin{aligned} \mathbb{E} [W_{DM} - W_M] &\geq 2\epsilon \sigma_{\mathbf{a}_2} \sqrt{\frac{2}{\pi}} \sum_{j=1}^n \sum_{i=1}^k |\mathbf{A}_1(i, j)| \mathbb{1} \{ \mathbf{l}_1^i \geq 0 \} + \sigma_{\mathbf{a}_2} \sqrt{\frac{2}{\pi}} \sum_{i=1}^k \mathbf{u}_1^i \mathbb{1} \{ \mathbf{u}_1^i \geq 0, \mathbf{l}_1^i \leq 0 \} \\ &\quad - 2\epsilon \sigma_{\mathbf{a}_2} \sum_{j=1}^n \sqrt{\sum_{i=1}^k \mathbf{A}_1(i, j)^2 \mathbb{1} \{ \mathbf{u}_1^i \geq 0 \}}. \end{aligned} \tag{8}$$

Note that to show that the previous inequality is non-negative, it is sufficient to show that the previous inequality is non-negative for the non-intersecting sets $\{i : \mathbf{l}_1^i \geq 0\}$ and $\{i : \mathbf{u}_1^i \geq 0, \mathbf{l}_1^i \leq 0\}$. Thus the right hand side can be written as the sum of two sets.

For the set $\{i : \mathbf{l}_1^i \geq 0\}$, the RHS of inequality 8 reduces to

$$2\epsilon \sigma_{\mathbf{a}_2} \sum_{j=1}^n \left(\sqrt{\frac{2}{\pi}} \|\mathbf{A}_1(:, j)\|_1 - \|\mathbf{A}_1(:, j)\|_2 \right). \tag{9}$$

For the set $\{i : \mathbf{u}_1^i \geq \mathbf{0}, \mathbf{l}_1^i \leq \mathbf{0}\}$ and using the definition of \mathbf{u}_1 , the RHS of inequality 8 reduces to

$$\begin{aligned}
& \sigma_{\mathbf{a}_2} \sqrt{\frac{2}{\pi}} \sum_{i=1}^k \left(\sum_{j=1}^n \mathbf{A}_1(i, j) \mathbf{x}_j + \mathbf{b}_i + \epsilon \sum_{j=1}^n |\mathbf{A}_1(i, j)| \right) - 2\epsilon \sigma_{\mathbf{a}_2} \sum_{j=1}^n \|\mathbf{A}_1(:, j)\|_2 \\
&= \sigma_{\mathbf{a}_2} \sqrt{\frac{2}{\pi}} \sum_{j=1}^n \left(\mathbf{x}_j \mathbf{1}_k^\top \mathbf{A}_1(:, j) + \frac{1}{n} \mathbf{1}_k^\top \mathbf{b} + \epsilon \|\mathbf{A}_1(:, j)\|_1 \right) - 2\epsilon \sigma_{\mathbf{a}_2} \sum_{j=1}^n \|\mathbf{A}_1(:, j)\|_2 \\
&= \sum_{j=1}^n \left(\sigma_{\mathbf{a}_2} \sqrt{\frac{2}{\pi}} \left(\mathbf{x}_j \mathbf{1}_k^\top \mathbf{A}_1(:, j) + \frac{1}{n} \mathbf{1}_k^\top \mathbf{b} + \epsilon \|\mathbf{A}_1(:, j)\|_1 \right) - 2\epsilon \sigma_{\mathbf{a}_2} \|\mathbf{A}_1(:, j)\|_2 \right) \quad (10)
\end{aligned}$$

Note that given the assumption in the Theorem where $\frac{1}{\sqrt{2\pi}} \mathbf{x}_j \mathbf{1}_k^\top \mathbf{A}_1(:, j) + \frac{1}{2n} \mathbf{1}_k^\top \mathbf{b} \geq 0 \geq \epsilon \left(\|\mathbf{A}_1(:, j)\|_2 - \frac{1}{\sqrt{2\pi}} \|\mathbf{A}_1(:, j)\|_1 \right) \forall j$, then if both Eq 9 and Eq 10 are non-negative completing the proof. \square

Lemma 1. For $\mathbf{x} \in \mathbb{R}^k \sim \mathcal{N}(\mathbf{0}, \mathbf{I})$, where $k \geq 5$ we have that $\mathbb{E} \left[\frac{3}{\sqrt{2\pi}} \|\mathbf{x}\|_1 - 2\|\mathbf{x}\|_2 \right] \geq 0$.

Proof. Note that by the mean of a folded Gaussian, we gave that $\mathbb{E} [\|\mathbf{x}\|_1] = \sum_i^k \mathbb{E} [|\mathbf{x}_i|] = k\sqrt{\frac{2}{\pi}}$. Moreover, note that

$$\begin{aligned}
\mathbb{E} [\|\mathbf{x}\|_2] &= \mathbb{E} \left[\sqrt{\sum_i^k \mathbf{x}_i^2} \right] = \mathbb{E} [\sqrt{y}] = \frac{1}{2^{\frac{k}{2}-1} \Gamma(\frac{k}{2})} \int_0^\infty x^k \exp\left(-\frac{x^2}{2}\right) dx = \frac{2^{\frac{k-1}{2}} \Gamma(\frac{k+1}{2})}{2^{\frac{k}{2}-1} \Gamma(\frac{k}{2})} \\
&= \sqrt{2} \frac{\Gamma(\frac{k+1}{2})}{\Gamma(\frac{k}{2})} \sim \sqrt{k}.
\end{aligned}$$

Note that y is Chi-Square random variable and that $f_{\sqrt{y}}(x) = 2x f_y(x^2) = \frac{x^{k-1}}{2^{\frac{k}{2}-1} \Gamma(\frac{k}{2})} \exp\left(-\frac{x^2}{2}\right)$ where the third inequality follows by integrating by parts recursively. Lastly, the last approximation follows by stirling's approximation for large k . \square

Proposition 1. For a random matrix $\mathbf{A}_1 \in \mathbb{R}^{k \times n}$ with i.i.d elements such $\mathbf{A}_1(i, j) \sim \mathcal{N}(0, 1)$, then

$$\mathbb{E}_{\mathbf{A}_1} \left(\|\mathbf{A}_1(:, j)\|_2 - \frac{1}{\sqrt{2\pi}} \|\mathbf{A}_1(:, j)\|_1 \right) = \sqrt{2} \frac{\Gamma(\frac{k+1}{2})}{\Gamma(\frac{k}{2})} - k\sqrt{\frac{2}{\pi}} \approx \sqrt{k} \left(1 - \sqrt{\frac{2}{\pi}} \sqrt{k} \right).$$

Proof. The proof follows immediately from Lemma 1. \square

C More Qualitative Results of the New Bounds

We conduct several more experiments to showcase the tightness of our proposed bounds to the true bounds and compared them against propagating the bounds layerwise $[l_{DM}, u_{DM}]$ for random $n = 100 - 100 - 100 - 100 - 2$ networks initialized with $\mathcal{N}(0, 1/\sqrt{n})$ similar to [11]. We show our bounds compared to the polytope estimated from MonteCarlo sampling on results for $n \in \{2, 10, 20\}$ and $\epsilon \in \{0.05, 0.1, 0.25\}$. The layer wise bound propagation is shown in the tables as the bounds were too loose to be presented visually.

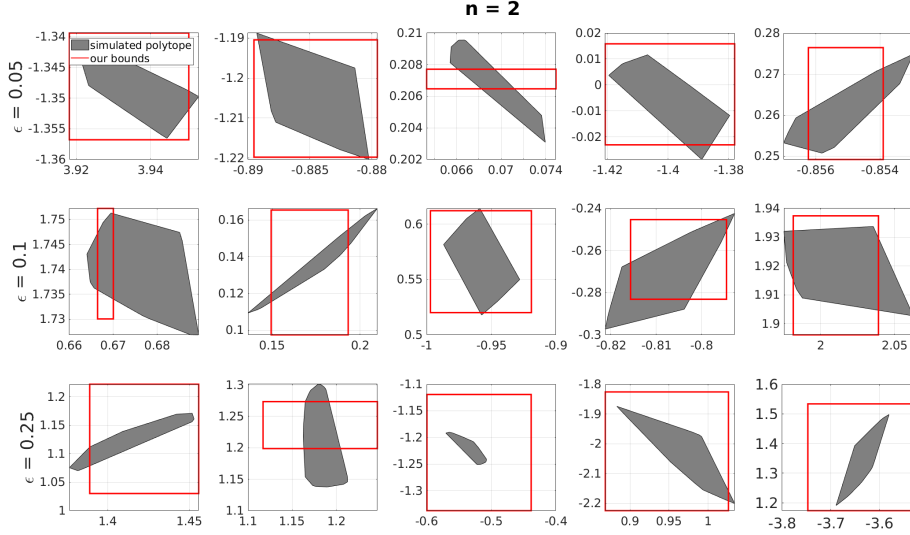


Figure 7: Each row represents 5 different randomly initialized networks for a given ϵ with $n = 2$. Note that the proposed bounds are far from being true this is as predicted by Theorem 1 for small n .

ϵ , Figure Number	l_{DM}^1	u_{DM}^1	l_{DM}^2	u_{DM}^2
$\epsilon = 0.05$, Figure Number = 1	-10.1261	19.0773	-18.1500	13.3573
$\epsilon = 0.05$, Figure Number = 2	-12.2529	14.3428	-14.4295	12.3479
$\epsilon = 0.05$, Figure Number = 3	-12.6594	14.1837	-12.5873	12.2612
$\epsilon = 0.05$, Figure Number = 4	-17.7825	16.4048	-15.3843	15.1688
$\epsilon = 0.05$, Figure Number = 5	-12.5260	11.1149	-8.9242	12.7539
$\epsilon = 0.1$, Figure Number = 1	-27.4598	23.6603	-17.9481	23.4817
$\epsilon = 0.1$, Figure Number = 2	-23.2877	34.0542	-28.1535	21.8703
$\epsilon = 0.1$, Figure Number = 3	-35.2950	36.4901	-31.7465	36.0421
$\epsilon = 0.1$, Figure Number = 4	-31.7154	29.3062	-30.3900	35.7105
$\epsilon = 0.1$, Figure Number = 5	-25.0870	39.4373	-24.5087	32.5493
$\epsilon = 0.25$, Figure Number = 1	-54.0557	56.2884	-52.5686	73.9621
$\epsilon = 0.25$, Figure Number = 2	-59.2115	82.8742	-75.7999	65.6898
$\epsilon = 0.25$, Figure Number = 3	-50.1142	56.2330	-72.4221	54.4631
$\epsilon = 0.25$, Figure Number = 4	-52.6030	83.3950	-92.8100	69.1401
$\epsilon = 0.25$, Figure Number = 5	-89.1335	43.4685	-74.4519	91.5137

Table 1: Shows the interval bounds obtained by propagating $\epsilon \in \{0.05, 0.1, 0.25\}$ with $n = 2$ and denoted as l_{DM}^1 , u_{DM}^1 for the first output function of the 2-dimensional output network (shown along the x-axis in the previous figure) while l_{DM}^2 and u_{DM}^2 is for the other function (shown along the y-axis in the previous figure).

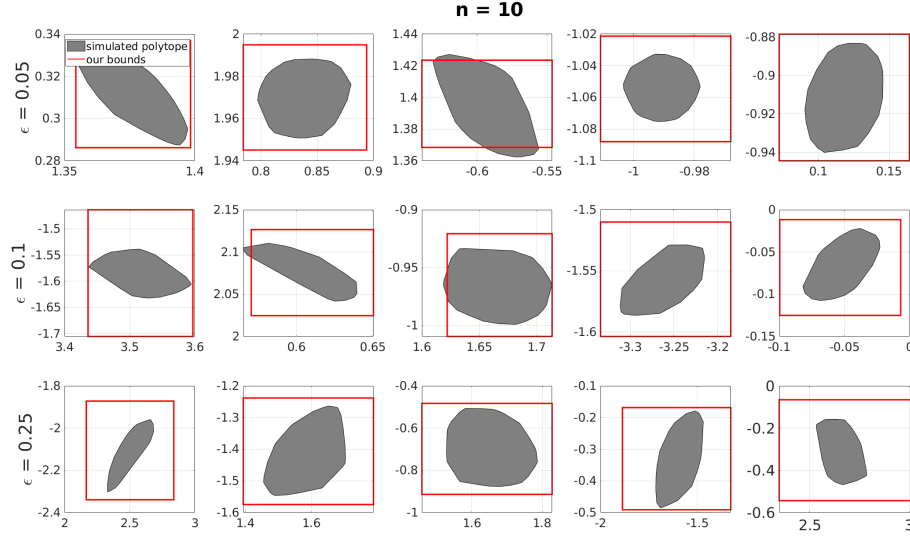


Figure 8: Each row represents 5 different randomly initialized networks for a given ϵ with $n = 10$. Note how the bounds are more likely now to enclose the true output region for all given ϵ compared to previous case where $n = 2$.

ϵ , Figure Number	l_{DM}^1	u_{DM}^1	l_{DM}^2	u_{DM}^2
$\epsilon = 0.05$, Figure Number = 1	-16.9716	24.9259	-21.2584	20.6358
$\epsilon = 0.05$, Figure Number = 2	-42.6267	48.1786	-38.6958	37.7851
$\epsilon = 0.05$, Figure Number = 3	-41.4147	36.4056	-42.0363	36.6605
$\epsilon = 0.05$, Figure Number = 4	-32.1013	25.1485	-37.7864	33.3652
$\epsilon = 0.05$, Figure Number = 5	-45.4368	32.9774	-44.8946	38.6805
$\epsilon = 0.1$, Figure Number = 1	-48.1221	86.6800	-54.3059	71.2724
$\epsilon = 0.1$, Figure Number = 2	-51.2668	46.1237	-38.8089	33.6512
$\epsilon = 0.1$, Figure Number = 3	-51.3915	52.4437	-52.7149	49.1031
$\epsilon = 0.1$, Figure Number = 4	-71.7738	54.4836	-91.0335	37.0950
$\epsilon = 0.1$, Figure Number = 5	-48.1744	33.2927	-40.9540	47.2282
$\epsilon = 0.25$, Figure Number = 1	-152.7639	192.4156	-188.4030	148.2482
$\epsilon = 0.25$, Figure Number = 2	-196.8923	195.4355	-163.2691	177.3766
$\epsilon = 0.25$, Figure Number = 3	-141.6800	207.5414	-207.9396	190.2823
$\epsilon = 0.25$, Figure Number = 4	-200.7513	156.2560	-227.6427	182.0180
$\epsilon = 0.25$, Figure Number = 5	-153.3898	164.8314	-147.8662	137.4380

Table 2: Shows the interval bounds obtained by propagating $\epsilon \in \{0.05, 0.1, 0.25\}$ with $n = 10$ and denoted as l_{DM}^1 , u_{DM}^1 for the first output function of the 2-dimensional output network (shown along the x-axis in the previous figure) while l_{DM}^2 and u_{DM}^2 is for the other function (shown along the y-axis in the previous figure).

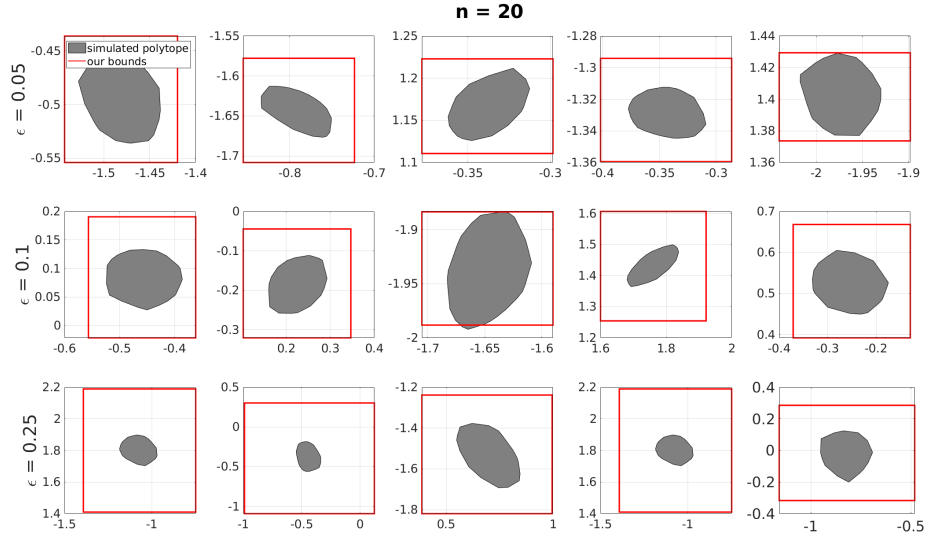


Figure 9: Each row represents 5 different randomly initialized networks for a given ϵ with $n = 20$. The bounds almost always enclose the polytope computed from Monte-Carlo compared to $n = 2, 10$.

ϵ , Figure Number	l_{DM}^1	u_{DM}^1	l_{DM}^2	u_{DM}^2
$\epsilon = 0.05$, Figure Number = 1	-43.6689	32.8572	-47.7856	36.9842
$\epsilon = 0.05$, Figure Number = 2	-53.2447	47.1651	-46.5306	53.1638
$\epsilon = 0.05$, Figure Number = 3	-59.1694	42.6647	-43.4659	57.2781
$\epsilon = 0.05$, Figure Number = 4	-39.8479	42.4197	-42.1962	39.7649
$\epsilon = 0.05$, Figure Number = 5	-54.3150	42.8637	-44.5742	43.8117
$\epsilon = 0.1$, Figure Number = 1	-83.5804	81.9034	-97.5203	98.8713
$\epsilon = 0.1$, Figure Number = 2	-64.8464	76.8083	-84.9223	83.9505
$\epsilon = 0.1$, Figure Number = 3	-70.5862	92.6652	-88.6098	71.8915
$\epsilon = 0.1$, Figure Number = 4	-78.0557	151.4360	-106.073	123.3686
$\epsilon = 0.1$, Figure Number = 5	-91.8368	97.3438	-103.2845	76.6581
$\epsilon = 0.25$, Figure Number = 1	-188.7623	256.2275	-211.3972	255.5101
$\epsilon = 0.25$, Figure Number = 2	-219.5642	274.5287	-217.7622	349.4256
$\epsilon = 0.25$, Figure Number = 3	-214.7457	160.7498	-186.5554	184.1767
$\epsilon = 0.25$, Figure Number = 4	-188.7623	256.2275	-211.3972	255.5101
$\epsilon = 0.25$, Figure Number = 5	-276.9137	177.7929	-202.2031	245.8731

Table 3: Shows the interval bounds obtained by propagating $\epsilon \in \{0.05, 0.1, 0.25\}$ with $n = 20$ and denoted as l_{DM}^1, u_{DM}^1 for the first output function of the 2-dimensional output network (shown along the x-axis in the previous figure) while l_{DM}^2 and u_{DM}^2 is for the other function (shown along the y-axis in the previous figure).

D Experimental Setup for Training DNNs

small	medium	large
CONV $16 \times 4 \times 4 + 2$	CONV $32 \times 3 \times 3 + 1$	CONV $64 \times 3 \times 3 + 1$
CONV $32 \times 4 \times 4 + 1$	CONV $32 \times 4 \times 4 + 2$	CONV $64 \times 3 \times 3 + 1$
FC 100	CONV $64 \times 3 \times 3 + 1$	CONV $128 \times 3 \times 3 + 2$
	CONV $64 \times 4 \times 4 + 2$	CONV $128 \times 3 \times 3 + 1$
	FC 512	CONV $128 \times 3 \times 3 + 1$
	FC 512	FC 200

Table 4: Architectures for the three models trained on MNIST and CIFAR10. "CONV $p \times w \times h + s$ ", correspond to p 2D convolutional filters with size $(w \times h)$ and strides of s . While "FC d " is a fully connected layer with d outputs. Note that the last fully connected layer is omitted.

E PGD Robustness on Specific Input Bounds on MNIST

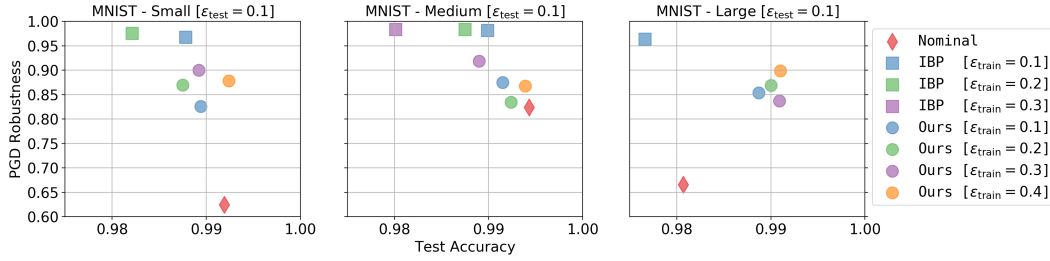


Figure 10: Compares PGD ($\epsilon_{\text{test}} = 0.1$) and test accuracy of our models against IBP on MNIST.

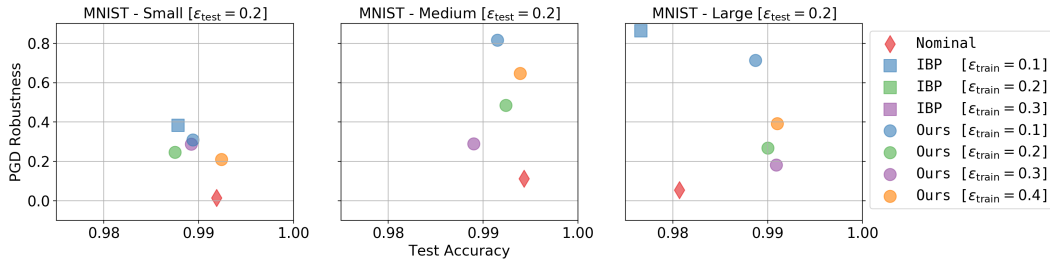


Figure 11: Compares PGD ($\epsilon_{\text{test}} = 0.2$) and test accuracy of our models against IBP on MNIST.

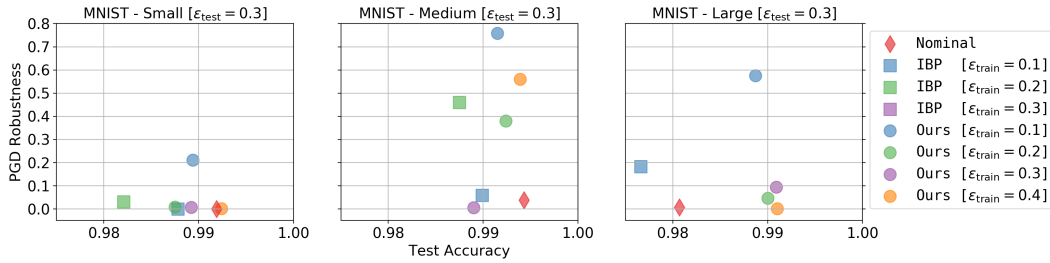


Figure 12: Compares PGD ($\epsilon_{\text{test}} = 0.3$) and test accuracy of our models against IBP on MNIST.

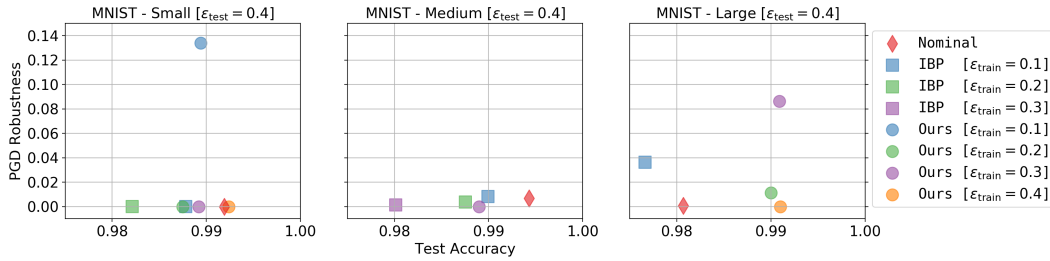


Figure 13: Compares PGD ($\epsilon_{\text{test}} = 0.4$) and test accuracy of our models against IBP on MNIST.

F PGD Robustness on Specific Input Bounds on CIFAR10

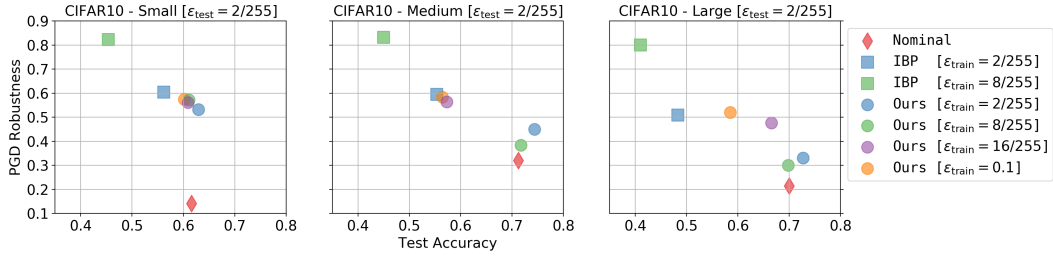


Figure 14: Compares PGD ($\epsilon_{\text{test}} = 2/255$) and test accuracy of our models against IBP on CIFAR10.

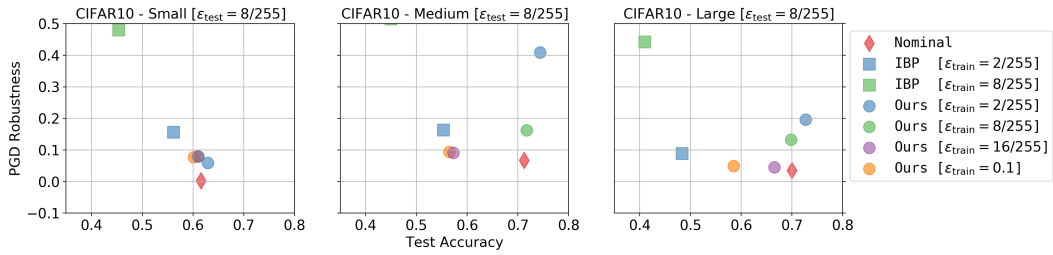


Figure 15: Compares PGD ($\epsilon_{\text{test}} = 8/255$) and test accuracy of our models against IBP on CIFAR10.

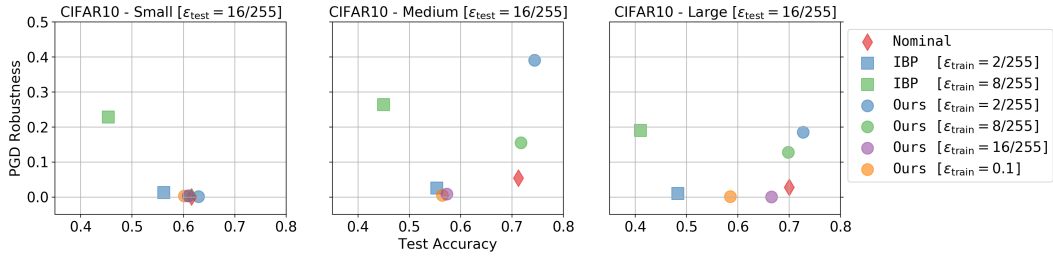


Figure 16: Compares PGD ($\epsilon_{\text{test}} = 16/255$) and test accuracy of our models against IBP on CIFAR10.

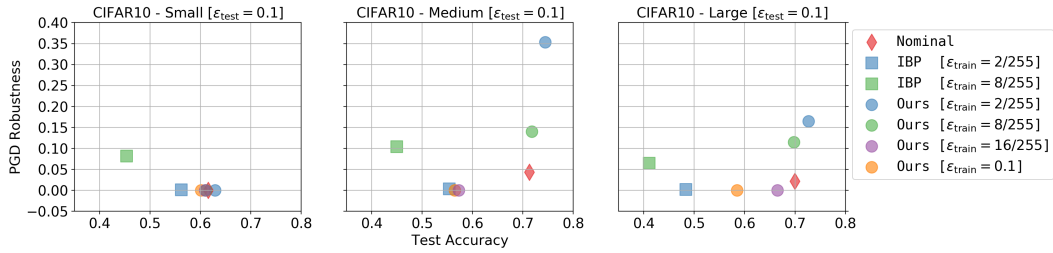


Figure 17: Compares PGD ($\epsilon_{\text{test}} = 0.1$) and test accuracy of our models against IBP on CIFAR10.