

- Citation** C. Lehman, D. Temel and G. AlRegib, "Implicit Background Estimation for Semantic Segmentation," IEEE International Conference on Image Processing (ICIP), Taipei, Taiwan, 2019.
- Code** <https://github.com/olivesgatech/implicit-background-estimation>
- Bib** @INPROCEEDINGS{Lehman2019,
author={C. Lehman and D. Temel and G. AlRegib},
booktitle={IEEE International Conference on Image Processing (ICIP)},
title={Implicit Background Estimation for Semantic Segmentation},
year={2019},}
- Copyright** ©2019 IEEE. Personal use of this material is permitted. Permission from IEEE must be obtained for all other uses, in any current or future media, including reprinting/republishing this material for advertising or promotional purposes, creating new collective works, for resale or redistribution to servers or lists, or reuse of any copyrighted component of this work in other works.
- Contact** alregib@gatech.edu <https://ghassanalregib.com/>
charlie.k.lehman@gmail.com <https://charlielehman.github.io/>
dcantemel@gmail.com <http://cantemel.com/>

IMPLICIT BACKGROUND ESTIMATION FOR SEMANTIC SEGMENTATION

Charles Lehman, Dogancan Temel, and Ghassan AlRegib

Center for Signal and Information Processing,
School of Electrical and Computer Engineering,
Georgia Institute of Technology, Atlanta, GA, 30332-0250 USA
{charlie.k.lehman,cantemel,alregib}@gatech.edu

ABSTRACT

Scene understanding and semantic segmentation are at the core of many computer vision tasks, many of which, involve interacting with humans in potentially dangerous ways. It is therefore paramount that techniques for principled design of robust models be developed. In this paper, we provide analytic and empirical evidence that correcting potentially errant non-distinct mappings that result from the softmax function can result in improving robustness characteristics on a state-of-the-art semantic segmentation model with minimal impact to performance and minimal changes to the code base.

Index Terms— Scene understanding, semantic segmentation, robustness, out-of-distribution detection, model calibration.

1. INTRODUCTION

The progress in the semantic segmentation task is in large part thanks to improvements in deep architecture design [1–6] and the increase in annotated data [7–13]. As progress continues to improve, these models will leave labs and become more prevalent in real-world scenarios. The tasks of out-of-distribution (OOD) detection [14, 15] and error calibration [16, 17] are core pillars to designing robust models for real-world application. Despite the progress for improving the robustness of deep image classifiers, there is no such effort with semantic segmentation. It is then important to improve understanding of the failure modes of semantic segmentation models in order to develop a principled approach to robust design.

In this paper, we will adapt the image classification techniques for OOD detection and error calibration to semantic segmentation. Also, we will provide evidence of a possible flaw in the classifier design that exists in many state-of-the-art semantic segmentation models. In particular, we will demonstrate the effects of non-distinction arising from *softmax* that occur between the background class and another class. Also, we will demonstrate how to reduce those effects by restricting how the background is classified.

Properties of Softmax: A semantic segmentation model, M , is a classification model performed at each RGB-pixel of an image, $\mathbf{x} \in \mathbb{R}^{3 \times W \times H}$, where $M : \mathbb{R}^{3 \times W \times H} \rightarrow \mathbb{R}^{k \times W \times H}$. When optimized with cross-entropy each RGB-pixel is mapped to a k -dimensional representation space, $\mathbf{K} = \mathbb{R}^k$, as a vector, $\mathbf{v} \in \mathbf{K}$. In-sample pixels, $\mathbf{x}[n, m] \leftrightarrow c$, correspond to a class label c within the set of class labels, $\mathbf{C} = \{c : c = 0, 1, \dots, k - 1\}$. Each pixel is classified by selecting the maximum component, $\arg \max_{\mathbf{v}} \mathbf{v} = c$. The softmax operator (1), which is used during optimization, is surjective-only from \mathbf{K} onto the interior of the $(k - 1)$ -simplex. To simplify notation, let a vector of exponentials be $\mathbf{e}^{\mathbf{v}} = (e^{v_0} e^{v_1} \dots e^{v_{k-1}})$.

$$\sigma : \mathbf{K} \rightarrow \Delta^{k-1}$$
$$\sigma(\mathbf{v}) = \frac{\mathbf{e}^{\mathbf{v}}}{\sum_{i=0}^{k-1} e^{v_i}} \quad (1)$$

Lemma 1.1. For σ to be a surjection, it must be true that for every $\mathbf{s} \in \Delta^{k-1}$, there is a $\mathbf{v} \in \mathbf{K}$ such that $\sigma(\mathbf{v}) = \mathbf{s}$.

Proof. We can rewrite eq. (1) as

$$\mathbf{v} - \log \text{sum exp } \mathbf{v} = \log \mathbf{s}$$

By taking the log of the equality, components of the right hand side now have a new range $\log \mathbf{s} \in (-\infty, 0]^k$. On the left hand side of the equality, the operator $\log \text{sum exp } \mathbf{v}$ can be thought of as a smooth version of $\max \mathbf{v}$, which has the property, $\log \text{sum exp } \mathbf{v} \geq \max \mathbf{v}$. Though exchanging \max and $\log \text{sum exp}$ is not essential to the proof, it simplifies the argument that $\log \text{sum exp}$ restricts the range of the left hand side to the negative orthant of \mathbf{K} . It is then equivalent to let $\mathbf{w} = \mathbf{v} - \log \text{sum exp } \mathbf{v}$ if $\mathbf{w} \in \mathbf{K}$, $\mathbf{w} \in (-\infty, 0]^k$. Finally, $\mathbf{w} = \log \mathbf{s}$, therefore σ is surjective. \square

There are two cases where σ is not distinctive: all components are equal and some components are equal while all others approach $-\infty$.

Lemma 1.2. Given any two vectors, $\mathbf{v}, \mathbf{w} \in \mathbf{K}$, where $\mathbf{v} \neq \mathbf{w}$, $v_i = v_j$ and $w_i = w_j \forall i, j \in [0, k - 1]$, we claim that $\sigma(\mathbf{v}) = \sigma(\mathbf{w})$.

Proof. Let $\mathbf{1} = (1 \ 1 \ \dots \ 1)$ and $\mathbf{e}^v = (e^{v_0} \ e^{v_1} \ \dots \ e^{v_{k-1}})$

$$\begin{aligned}\sigma(\mathbf{v}) &= \frac{\mathbf{e}^v}{\langle \mathbf{e}^v, \mathbf{1} \rangle} = \frac{\mathbf{e}^w}{\langle \mathbf{e}^w, \mathbf{1} \rangle} = \sigma(\mathbf{w}) \\ \mathbf{e}^v \langle \mathbf{e}^w, \mathbf{1} \rangle &= \mathbf{e}^w \langle \mathbf{e}^v, \mathbf{1} \rangle \\ (\mathbf{e}^v \otimes \mathbf{e}^w) \mathbf{1} &= (\mathbf{e}^w \otimes \mathbf{e}^v) \mathbf{1}\end{aligned}$$

which implies the matrix exponential $e^A = \mathbf{e}^v \otimes \mathbf{e}^w$ is symmetric,

$$A = \begin{bmatrix} v_0 + w_0 & v_0 + w_1 & \dots & v_0 + w_{k-1} \\ v_1 + w_0 & v_1 + w_1 & \dots & v_1 + w_{k-1} \\ \vdots & \vdots & \ddots & \vdots \\ v_{k-1} + w_0 & v_{k-1} + w_1 & \dots & v_{k-1} + w_{k-1} \end{bmatrix} \quad (2)$$

and when combined with the fact $\mathbf{v} \neq \mathbf{w}$, the entries of \mathbf{v} and \mathbf{w} must follow

$$\begin{aligned}v_0 &= v_1 = \dots = v_{k-1} \\ w_0 &= w_1 = \dots = w_{k-1}\end{aligned}$$

Therefore, σ is not injective. \square

Lemma 1.3. *Given any two vectors, $\mathbf{v}, \mathbf{w} \in \mathbf{K}$ of the form $(z \ \dots \ z \ x_n \ \dots \ x_m \ z \ \dots \ z)^T$, where $\mathbf{v} \neq \mathbf{w}$, $x_i = x_j \forall i, j \in [n, m]$, we claim that $\lim_{z \rightarrow -\infty} \sigma(\mathbf{v}) = \sigma(\mathbf{w})$.*

Proof. We begin by taking the limit,

$$\lim_{z \rightarrow -\infty} \mathbf{e}^v = (0 \ \dots \ 0 \ e^{x_n} \ \dots \ e^{x_m} \ 0 \ \dots \ 0)^T$$

Then from (2), we only need to show that the symmetry $e^A = e^{A^T}$ holds. The matrix exponential $\lim_{z \rightarrow -\infty} e^A$ only has non-zero entries at $i, j \in [n, m]$, which is only symmetric when,

$$\begin{aligned}v_n &= v_{n+1} = \dots = v_m \\ w_n &= w_{n+1} = \dots = w_m\end{aligned}$$

Therefore, $\lim_{z \rightarrow -\infty} \sigma(\mathbf{v})$ is not injective. \square

Given the proof from Lemmas 1.1, 1.2, and 1.3, σ is surjective and not distinct in the domain of σ , thereby, losing information when two or more components approach equivalence. We will exploit this fact to constrain our model to predict the background class only when all in-domain components lay in the negative-orthant.

2. METHOD

Non Distinctiveness: The necessity to consider the background as a class for semantic segmentation is a consequence of not densely annotating every pixel in each image. The current state-of-the-art semantic segmentation models treat background as a separate class and dedicate model parameters for

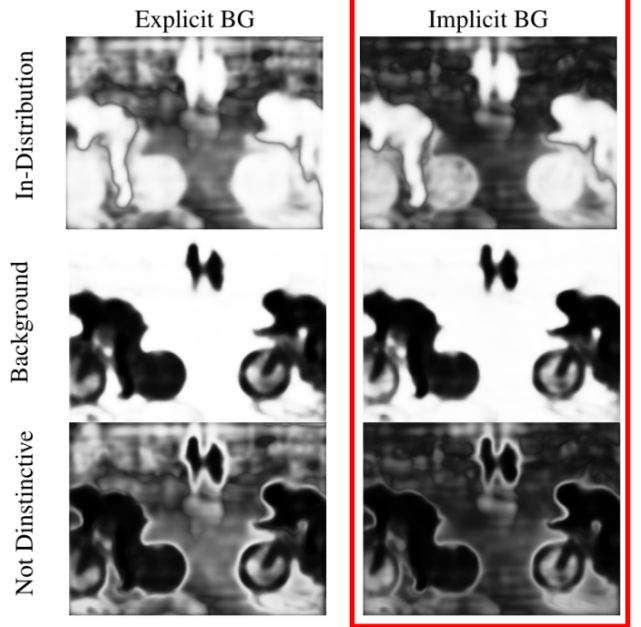


Fig. 1: Comparison of membership maps of an unmodified model that has explicit background estimation and the modified model that implicitly estimates the background. The product of the In-Distribution and Background membership maps result in the Not Distinctive visualization. It is apparent that the intensity of non-distinctiveness is greater for explicit background estimation than implicit background estimation.

use in its estimation [1–6]. To better understand the effects of not preserving distinctiveness we propose the following method for measuring distinctiveness. Consider the following construction of the indices of a pixel in representation space, \mathbf{K} , or on the simplex, Δ^{k-1} :

$$\begin{aligned}\mathbf{x} &= (x_{BG} \ x_1 \ x_2 \ \dots \ x_k)^T \\ \mathbf{x}_{ID} &= (x_1 \ x_2 \ \dots \ x_k)^T\end{aligned} \quad (3)$$

We can use the indexings on \mathbf{v} and σ from (3) to define membership indicators for in-distribution, background, and non-distinct:

$$\begin{aligned}\mu_{ID}(\mathbf{v}) &= \max \sigma(\mathbf{v}_{ID}) \\ \mu_{BG}(\mathbf{v}) &= \sigma(\mathbf{v})_{BG} \\ \mu_{ND}(\mathbf{v}) &= \mu_{BG} \mu_{ID}\end{aligned} \quad (4)$$

We visualize the output of (4) in Fig. 1, where it becomes clear that the key role estimating the background class plays is to define the spatial edges of in-distribution predictions by suppressing errant in-distribution components. This action can also be considered to be an out-of-distribution (OOD) detector as it is explicitly estimating the complement of \mathbf{v}_{ID} . Though this does not appear to effect the overall performance of the model in the semantic segmentation task, the non-distinctiveness between background and in-distribution components can lead to robustness issues.

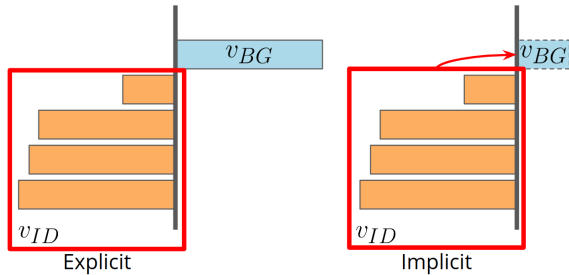


Fig. 2: The bars represent magnitudes of $\mathbf{v} \in \mathbf{K}^5$. Bars enclosed by the red box are the in-distribution components, \mathbf{v}_{ID} , while the \mathbf{v}_{BG} is the background component. The plot labeled Explicit has \mathbf{v}_{BG} as an independent component, while Implicit has \mathbf{v}_{BG} depend on $-\log \text{sum exp}(\mathbf{v}_{ID})$.

Out-of-distribution Detection: The state-of-the-art OOD detection methods train on one in-distribution dataset and evaluate on an out-of-distribution dataset [14, 15]. An important distinction between semantic segmentation and image classification tasks, is that it is not necessary in image classification to have a separate class for "background" as the annotations for in-distribution images are at the image level vice pixel level. Due to this difference, we evaluate the background component of the semantic segmentation models as built-in OOD detector.

Calibration Error: Empirical observations made by [17, 18] have shown that a consequence of σ is the tendency for models to map in-distribution inputs as large magnitudes in \mathbf{K} thereby assigning membership very close to a Δ^0 face, which causes the model to lack confidence calibration. They also demonstrated that calibration can be improved with use of temperature scaling, which re-scaled the operand for σ . In effect, temperature scaling reduced the effects discussed in the proof for Lemma 3.3, allowing for membership of higher-order faces of Δ^{k-1} to emerge more often. We will study the effects of implicit background estimation on model calibration with Expected Calibration Error (ECE) as formulated by [16, 17].

Implicit Background Estimation: To investigate the effects of non-distinctiveness of background and in-distribution components we propose a method of implicitly estimating background. Our method imposes a positive orthant constraint on detection for any class by parameterizing the background component with the composite vector shown in (5).

To demonstrate that, by implicitly estimating the background, there is a reduction in the possible non-distinctive cases demonstrated in the proofs for Lemmas 1.2, 1.3, we provide the following:

Theorem 2.1. *There exists some $\hat{\mathbf{K}} \subset \mathbf{K}$ where $\max \mathbf{v} \geq 0$ for all $\mathbf{v} \in \hat{\mathbf{K}}$. Furthermore, such a set exists while preserving the domain of each component. Finally, any $\mathbf{v} \in \hat{\mathbf{K}}$ with an preserved domain will reduce the number of non-distinctive cases.*

Proof. Consider the following operation on the composite vector from (3),

$$\begin{aligned} \mathbf{v}_{BG} &= -\log \text{sum exp}(\mathbf{v}_{ID}) \\ \mathbf{v}_{ImpBG} &= (\mathbf{v}_{BG} \ \mathbf{v}_{ID_1} \ \mathbf{v}_{ID_2} \ \dots \ \mathbf{v}_{ID_{k-1}})^T \end{aligned} \quad (5)$$

To demonstrate the preservation of domain on each v_i , we inspect \mathbf{v}_{ImpBG} under several limits,

$$\begin{aligned} \lim_{\mathbf{v}_{ID_i} \rightarrow -\infty} \mathbf{v}_{ImpBG} &\implies \mathbf{v}_{BG} \rightarrow +\infty \\ \lim_{\mathbf{v}_{ID_i} \rightarrow 0} \mathbf{v}_{ImpBG} &\implies \mathbf{v}_{BG} \rightarrow 0 \\ \lim_{\mathbf{v}_{ID_i} \rightarrow +\infty} \mathbf{v}_{ImpBG} &\implies \mathbf{v}_{BG} \rightarrow -\infty \end{aligned} \quad (6)$$

Therefore, $\max \mathbf{v}_{ImpBG} \geq 0 \quad \forall \mathbf{v}_{ID} \in \mathbb{R}^{k-1}$, which implies that $\mathbf{v}_{ImpBG} \in \hat{\mathbf{K}}$. \square

The proof from Theorem 2.1, demonstrates that implicit background estimation enforces $M : \mathbb{R}^{3 \times W \times H} \rightarrow \hat{\mathbf{K}}$. We will experimentally verify that training under these constraints do not appreciably affect the performance of semantic segmentation, but improve performance in areas of robustness.

3. EXPERIMENT

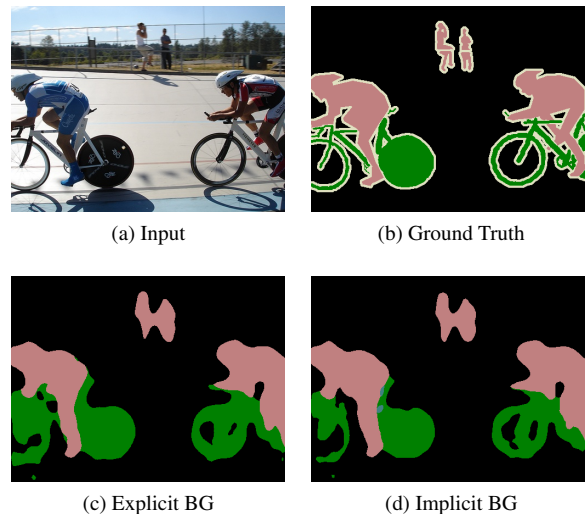


Fig. 3: Visual comparison between explicit and implicit background estimation on semantic segmentation task using image 2007_007836 from PASCAL VOC.

Semantic Segmentation: The PASCAL VOC 2012 [7] dataset is used for semantic segmentation evaluation due to its long-standing acceptance as a benchmark and because the "background" annotations make up close to 73% of the pixels in the training set, which is useful for studying the effects of non-distinction. The dataset consists of 20 object

classes, 1464 training images, 1449 validation images, and 1456 test images. Ground-truth annotations are provided with the train and validation sets, while the test set is reserved by the PASCAL VOC evaluation server. Evaluation of semantic segmentation performance is reported in terms of mean intersection-over-union (mIOU) on the PASCAL VOC 2012 *validation* and *test* sets. The results reported in Table 1, demonstrate that the implicit background estimation has minimal impact on the semantic segmentation performance. A visual comparison of results are visualized on Fig. 3.

Model	val	test
Explicit BG [4]	78.85	—
Explicit BG (reproduced)	79.96	76.79
Implicit BG	80.06	76.44

Table 1: Results in terms of mIOU on PASCAL VOC 2012 *val* set using DeepLabv3+ with ResNet-101 backbone. We provide the results reported in [4] and our reproduced results in addition to our modified implicit background estimation method. The effect of the implicit background modification is minimal. Higher is better.

Model: For evaluation we use two versions of DeepLabV3+ with a ResNet-101 [4] backbone as our base model and make two variants: unmodified and with the modification for implicit background estimation. The ResNet-101 backbone is the pretrained model provided in the torchvision library [19].

Training: The models were trained on PASCAL VOC 2012 *train* set with the augmented annotations from [8], totalling in 10582 *train_aug* images. This is followed by fine-tune training on PASCAL VOC *train*. Both steps use the same parameters as [4].

Model	DTD	Noise
Explicit BG	78.90	99.94
Implicit BG	82.46	100

Table 2: Results for the out-of-distribution detection on the Describable Texture Dataset and generated Gaussian White Noise. Implicit background estimation clearly out performs the unmodified model. Higher is better.

Out-of-distribution Detection: The Describable Texture Dataset (DTD) [20] and a set of generated Gaussian White Noise (GWN) images are utilized for evaluating the out-of-the-box performance of detecting OOD inputs. In [14, 15], area under the receiver operator characteristic (AUROC) curve was used in reporting for detecting OOD inputs for image classification. This was necessary for image classification tasks in order to evaluate at all possible decision boundaries. However, to evaluate semantic segmentation models this is unnecessary since they are trained to directly classify background class at each pixel and already have an established decision boundary. Therefore, we will be reporting mIOU for

the background class for the OOD detection task. The results reported in Table 2 demonstrate that implicit background estimation yields improved robustness in the OOD detection task.

Model	VOC	DTD	Noise
Explicit BG	6.02	9.15	7.02
Implicit BG	4.58	4.83	6.52

Table 3: Results for Expected Calibration Error on PASCAL VOC 2012, Describable Texture Dataset, and generated Gaussian White Noise. Implicit background estimation improves model calibration across each dataset. Lower is better.

Model Calibration: A calibrated model produces confidence scores that are the same as the expected accuracy. For example, all predictions with confidence 50% should have 50% accuracy. Evaluation of model calibration is reported in terms of Expected Calibration Error (ECE) [16, 17]. ECE for both the unmodified and modified models are evaluated on PASCAL VOC 2012, DTD, and generated GWN. Results reported in Table 3 clearly show that implicitly estimating the background improves model calibration without implementing the aforementioned temperature scaling.

Model	VOC	DTD	Noise
Explicit BG	25.21	35.39	52.93
Implicit BG	17.99	28.5	37.18

Table 4: Results of Expected Non-Distinctiveness are reported on the PASCAL VOC 2012, Describable Texture Dataset, and generated Gaussian White Noise data. The implicit background modification out-performs the unmodified model.

Expected Non-Distinctiveness: We also evaluate both models on the expected non-distinctiveness for the PASCAL VOC 2012 *validation*, DTD, and GWN datasets. This is accomplished by computing $E[\mu_{ND}(v)]$ for each dataset. Results reported on Table 4 show that implicit background significantly reduces the amount of non-distinctiveness, thereby providing evidence of the analytic results from Theorem 2.1.

4. CONCLUSION

We have provided both analytical and empirical evidence that implicit background estimation improves the robustness of a deep semantic segmentation network by limiting the non-distinctive mappings onto the domain of σ . Also, the increase in robustness comes without significantly affecting performance in the semantic segmentation task. Finally, implementing implicit background estimation on any semantic segmentation model can be accomplished in about three lines of code.

References

- [1] L. Chen, G. Papandreou, I. Kokkinos, K. Murphy, and A. L. Yuille, "Deeplab: Semantic image segmentation with deep convolutional nets, atrous convolution, and fully connected crfs," *CoRR*, vol. abs/1606.00915, 2016. [Online]. Available: <http://arxiv.org/abs/1606.00915>
- [2] L. Chen, G. Papandreou, F. Schroff, and H. Adam, "Rethinking atrous convolution for semantic image segmentation," *CoRR*, vol. abs/1706.05587, 2017. [Online]. Available: <http://arxiv.org/abs/1706.05587>
- [3] L.-C. Chen, G. Papandreou, I. Kokkinos, K. Murphy, and A. L. Yuille, "Deeplab: Semantic image segmentation with deep convolutional nets, atrous convolution, and fully connected crfs," *IEEE transactions on pattern analysis and machine intelligence*, vol. 40, no. 4, pp. 834–848, 2018.
- [4] L.-C. Chen, Y. Zhu, G. Papandreou, F. Schroff, and H. Adam, "Encoder-decoder with atrous separable convolution for semantic image segmentation," *arXiv preprint arXiv:1802.02611*, 2018.
- [5] H. Noh, S. Hong, and B. Han, "Learning deconvolution network for semantic segmentation," in *Proceedings of the IEEE International Conference on Computer Vision*, 2015, pp. 1520–1528.
- [6] R. Yasrab, N. Gu, and X. Zhang, "An encoder-decoder based convolution neural network (cnn) for future advanced driver assistance system (adas)," *Applied Sciences*, vol. 7, no. 4, p. 312, Mar 2017. [Online]. Available: <http://dx.doi.org/10.3390/app7040312>
- [7] M. Everingham, L. Van Gool, C. K. Williams, J. Winn, and A. Zisserman, "The pascal visual object classes (voc) challenge," *International journal of computer vision*, vol. 88, no. 2, pp. 303–338, 2010.
- [8] B. Hariharan, P. Arbelaez, L. Bourdev, S. Maji, and J. Malik, "Semantic contours from inverse detectors," in *2011 International Conference on Computer Vision*. IEEE, 2011, pp. 991–998. [Online]. Available: <http://ieeexplore.ieee.org/document/6126343/>
- [9] B. Zhou, H. Zhao, X. Puig, S. Fidler, A. Barriuso, and A. Torralba, "Scene parsing through ade20k dataset," in *Proceedings of the IEEE Conference on Computer Vision and Pattern Recognition*, 2017.
- [10] D. Temel, G. Kwon, M. Prabhushankar, and G. AlRegib, "CURE-TSR: Challenging Unreal and Real Environments for Traffic Sign Recognition," in *Neural Information Processing Systems (NeurIPS), Machine Learning for Intelligent Transportation Systems Workshop*, 2017.
- [11] D. Temel and G. AlRegib, "Traffic signs in the wild: Highlights from the iee video and image processing cup 2017 student competition [SP competitions]," *IEEE Sig. Proc. Mag.*, vol. 35, no. 2, pp. 154–161, March 2018.
- [12] D. Temel, T. Alshawi, M.-H. Chen, and G. AlRegib, "Challenging environments for traffic sign detection: Reliability assessment under inclement conditions," *arXiv:1902.06857*, 2019.
- [13] D. Temel, J. Lee, and G. AlRegib, "CURE-OR: Challenging Unreal and Real Environments for Object Recognition," in *IEEE International Conference on Machine Learning and Applications (ICMLA)*, 2018.
- [14] D. Hendrycks and K. Gimpel, "A baseline for detecting misclassified and out-of-distribution examples in neural networks," *Proceedings of International Conference on Learning Representations*, 2017.
- [15] D. Hendrycks, M. Mazeika, and T. G. Dietterich, "Deep anomaly detection with outlier exposure," *CoRR*, vol. abs/1812.04606, 2018.
- [16] M. P. Naeini, G. Cooper, and M. Hauskrecht, "Obtaining well calibrated probabilities using bayesian binning," in *Twenty-Ninth AAAI Conference on Artificial Intelligence*, 2015.
- [17] C. Guo, G. Pleiss, Y. Sun, and K. Q. Weinberger, "On calibration of modern neural networks," in *International Conference on Machine Learning*, 2017, pp. 1321–1330.
- [18] G. Hinton, O. Vinyals, and J. Dean, "Distilling the knowledge in a neural network," in *NIPS Deep Learning and Representation Learning Workshop*, 2015. [Online]. Available: <http://arxiv.org/abs/1503.02531>
- [19] A. Paszke, S. Gross, S. Chintala, G. Chanan, E. Yang, Z. DeVito, Z. Lin, A. Desmaison, L. Antiga, and A. Lerer, "Automatic differentiation in pytorch," in *NIPS 2017 Autodiff Workshop: The Future of Gradient-based Machine Learning Software and Techniques, Long Beach, CA, US, December 9, 2017*, 2017.
- [20] M. Cimpoi, S. Maji, I. Kokkinos, S. Mohamed, , and A. Vedaldi, "Describing textures in the wild," in *Proceedings of the IEEE Conf. on Computer Vision and Pattern Recognition (CVPR)*, 2014.