

Some statistics about Tropical Sandpile Model

NIKITA KALININ

HSE, St.-Petersburg, Russia.

nikaanspb@gmail.com

YULIETH PRIETO

CINVESTAV, Department of Mathematics.

ykp.montanez@gmail.com

December 21, 2024

Abstract

Tropical sandpile model (or linearized sandpile model) is the only known continuous geometric model exhibiting self-organised criticality. This model represents the scaling limit behavior of a small perturbation of the maximal stable sandpile state on a big subset of \mathbb{Z}^2 . Given a set P of points in a compact convex domain $\Omega \subset \mathbb{R}^2$ this linearized model produces a tropical polynomial $G_P \mathbf{0}_\Omega$.

Here we present quantitative statistical characteristics of this model and some speculative explanations. Namely, we study the dependence between the number n of randomly dropped points $P = \{p_1, \dots, p_n\} \subset [0, 1]^2 = \Omega$ and the degree of $G_P \mathbf{0}_\Omega$. We also study the distributions of the coefficients of $G_P \mathbf{0}_\Omega$ and the correlation between them. The main (experimental) result of this paper is that the tropical curve $C(G_P \mathbf{0}_\Omega)$ defined by $G_P \mathbf{0}_\Omega$ is a small perturbation of the standard square grid lines. This explains a previously known fact that most of its edges are of directions $(1, 0), (0, 1), (1, 1), (-1, 1)$.

The main theoretical result is that $C(G_P \mathbf{0}_\Omega) \setminus (P \cap \partial\Omega)$, i.e. the tropical curve in Ω° without marked points P is a tree.

I. ABELIAN SANDPILE MODEL

A mathematical object is definitely worth to study if it appears in several contexts under different disguises. The sandpile model evolves by a very simple rule, hence it is not unexpected that it was discovered independently at least three times: in number theory, combinatorics, and physics. Let us define it.

1. Let Ω be a big compact convex subset of \mathbb{R}^2 . Let $\Gamma = \Omega \cap \mathbb{Z}^2$, naturally Γ is a graph when we connect each point (i, j) with its neighbours $(i+1, j), (i-1, j), (i, j-1), (i, j+1)$ by edges. All the vertices of Γ of distance more than one from $\partial\Omega$ have valency four.

Definition 1 *A state of a sandpile is a function $\phi : \Gamma \rightarrow \mathbb{Z}_{\geq 0}$, $\phi(v)$ being the number of grains at $v \in \Gamma$. If $\phi(v) \geq 4$, we can topple v by redistributing four grains from v equally to its four neighbors. Sand falling outside of Ω disappears, that guaranties that any relaxation (doing toppling while it is possible) eventually terminates.*

It is a basic feature of the model, that the result ϕ° does not depend on a particular choice of a relaxation.

If Ω is a big rectangle, then the distribution of the sizes of *avalanches* (all vertices that topple at least once during a relaxation) caused by subsequent grain dropping at random vertices

obeys a *power-law*, thus the sandpile serves as an example of the self-organized criticality (SOC). That was experimentally observed (and the term SOC was coined) in [3] and was proven only recently [5]. A key property of the sandpile is that the recurrent states of the above dynamic correspond to the *spanning trees* of the underlying graph Γ [11], hence the distribution of avalanches is related to random spanning forests on \mathbb{Z}^2 , see [1] for details.

2. Another source of sandpiles is the following problem: given a set of vectors, we are trying to minimize their sum with ± 1 coefficients. In [32], a certain combinatorial game was defined to approach this problem. In [7], this game was generalized, and so-called *chip-firing* game was defined: a collections of *chips* at the vertices of a finite graph evolves by the same toppling rule: we topple (*fire*) a vertex if the number of chips at it is at least its valency.

3. The set of recurrent configuration of the above dynamic has a group structure, the *critical group* of the underlying graph. This observation leads to fruitful connections between sandpiles, Tutte polynomial, and matroid theory [25, 6]. One of the results in this direction is the Riemann-Roch theorem for divisors on graphs [4], exploiting the similarity between Jacobians of Riemann surfaces and graphs, cf. [2]. The toppling rule essentially boils down to a *discrete Laplacian operator*, and the sandpile group is the critical group of the dual graph of a degeneration of an algebraic curve [21, 22] (this study of divisor under a degeneration can be traced back to [30], Proposition 8.1.2).

We recommend the following introductory reading about sandpiles: [12, 14, 31, 15, 10].

i. Self-reproducing patterns and tropical curves

Patterns in sandpiles, resembling tropical curves, were studied by S. Caracciolo, G. Paoletti, and A. Sportiello, [9]. Later, the corresponding dynamic after the scaling limit was rigorously defined as tropical sandpile model by N. Kalinin and M. Shkolnikov, whose main result is that the deviation set of ϕ° (where

$\phi = 3 + \sum_{p \in P} \delta_p$, $P \subset \Gamma$) is a tropical analytic curve that passes through P ; see all details in [18] (for a short version read [19]). Recently it has been shown that the tropical sandpile model exhibits self-organised criticality behaviour [17].

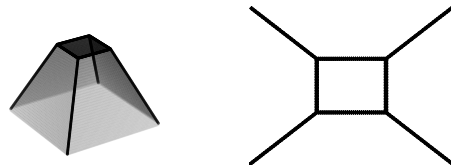


Figure 1: Ω -tropical curve $C(f)$ corresponding to $f(x, y) = \min(1/3, x, y, 1 - x, 1 - y)$.

II. TROPICAL SANDPILE MODEL

Let $\Omega \subset \mathbb{R}^2$ be a compact convex set.

Definition 2 An Ω -tropical series is a function $f : \Omega \rightarrow \mathbb{R}$ such that $f|_{\Omega} \geq 0$, $f|_{\partial\Omega} = 0$ and there exist $c_{ij} \in \mathbb{R}$ such that $\forall (x, y) \in \Omega^\circ$ we have

$$f(x, y) = \min\{c_{ij} + ix + jy \mid (i, j) \in \mathbb{Z}^2\}.$$

The set of non-smooth points of an f is called an Ω -tropical analytic curve and is denoted by $C(f)$.

It is easy to see that the complement of $C(f)$ in Ω° is divided into parts where only one monomial $c_{ij} + ix + jy$ is minimal.

Definition 3 The minimal canonical form of an Ω -tropical series is the unique presentation with the minimal by inclusion set of monomials and minimal possible coefficients c_{ij} .

Let $V(\Omega)$ be the set of all Ω -tropical series. To each finite subset $P \subset \Omega^\circ$ we associate an operator $G_P : V(\Omega) \rightarrow V(\Omega)$ which associates to any Ω -tropical curve and a set P of points a new Ω -tropical curve passing through P as follows.

Definition 4 Let $G_P f(x, y) =$

$$\min\{g(x, y) \mid g \in V, g \geq f \text{ and } P \subset C(g)\}.$$

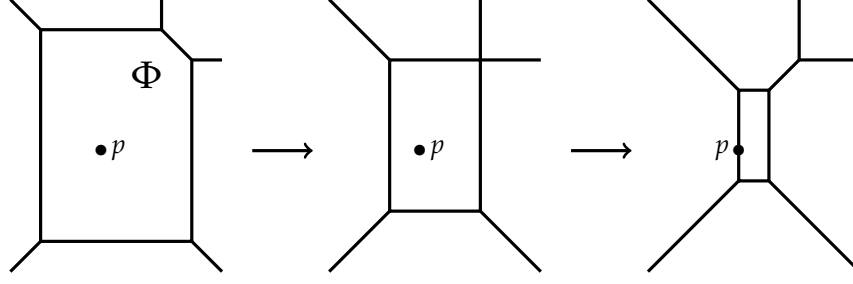


Figure 2: The operator G_p shrinks the face Φ where p belongs to. Note that combinatorics of the new curve can change when shrinking.

Clearly, if $P \subset C(f)$ then $G_P f = f$. Suppose that P consist only in one point p . Then, if p belongs to a face where the monomial $c_{ij} + ix + jy$ is minimal, then G_p just increases the coefficient c_{ij} , [20]. On the level of associated Ω -tropical curves, G_p contracts the face which p belongs, see Figure 2. The theory of tropical series, operators G_p , and all proofs can be found in [20]. The Ω -tropical curves appear when looking tropically on Lagrangian submanifolds [24, 28, 13]. An introduction to tropical geometry can be found in [8, 26, 23].

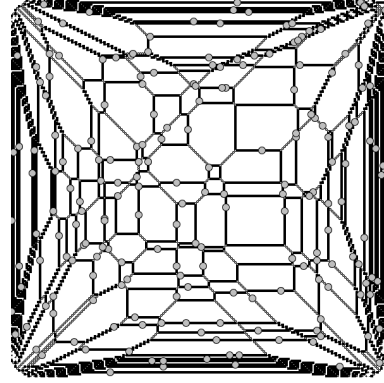


Figure 3: A typical example of $G_P 0_{[0,1]^2}$.

III. EXPERIMENTS AND RESULTS

We drop n random uniformly chosen points $P = \{p_1, \dots, p_n\}$ to $\Omega = [0, 1]^2$. In order to facilitate the computations, we fix $s \in \mathbb{N}$ and choose n random points $p_i = (\frac{x}{s}, \frac{y}{s})$ where $x, y \in [0, s] \cap \mathbb{Z}$ and study the Ω -tropical series $G_P 0_{[0,1]^2}$, i.e. G_P applied to the identically zero on Ω function. We assume that when s is big enough, this model is close to the continuous model.

Let

$$\begin{aligned} S &:= \{50, 100, 200, 300, 500, 1000\}, \\ N &:= \{100, 500, 1000, 1500, 2000, 2500, 5000\}, \end{aligned}$$

For every $s \in S$ and $n \in N$, we run experiments as explained above and study the following characteristic of $G_P 0_\Omega$.

i. The minimal degree of $G_P 0$

Definition 5 If $f(x, y) = \min_{(i,j) \in A} (c_{ij} + ix + jy)$, then the (tropical) degree of f is defined as

$$\text{Degree}(f) = \max_{(i,j) \in A} (|i| + |j|).$$

This degree is the analog of the degree of a polynomial in two variables in algebraic geometry. It is known that a curve $\{F(x, y) = 0\}$ where F is a polynomial in two variables of degree d can be drawn through $\frac{(d+1)(d+2)}{2} - 1$ generic points (e.g. a line through two points, a conic through five points). So it is reasonable to expect that $\text{Degree}(G_P 0_{[0,1]^2})$ should be of order $\sqrt{|P|} = \sqrt{n}$.

According to simulations for S, N as above, we numerically observe that the family f_{Degree}^{\min}

and $f_{\text{Degree}}^{\text{mean}}$ defined as follows

$$f_{\text{Degree}}^{\text{min}}(n) = \frac{\min(\text{degree}(s, n))}{n^{\frac{1}{2}-\epsilon}}$$

$$f_{\text{Degree}}^{\text{mean}}(n) = \frac{\text{mean}(\text{degree}(s, n))}{n^{\frac{1}{2}-\epsilon}}$$

converge to a constant as s and n tend to infinity, and ϵ is a small number, see Figure 4.

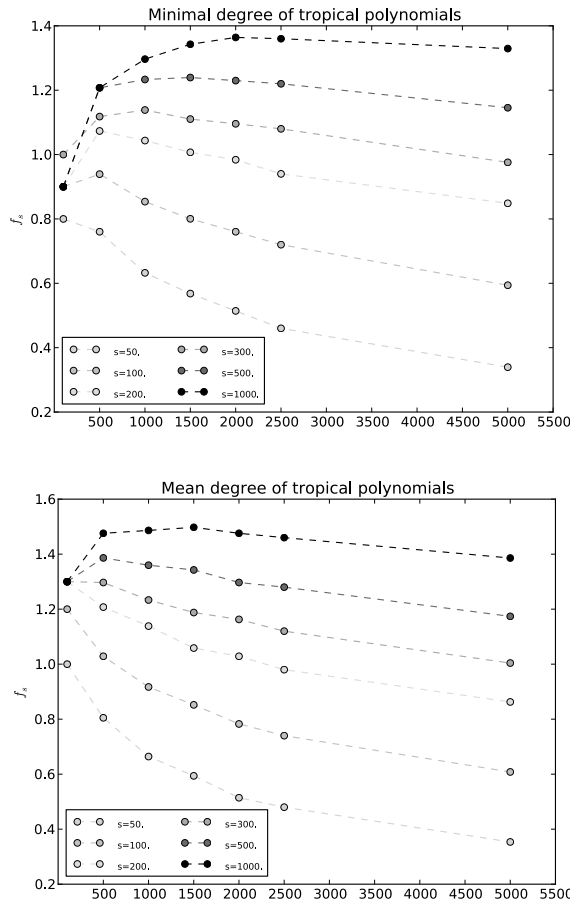


Figure 4: Minimum and mean degree of 5000 experiments for each $s \in S$ (different curves) and $n \in N$ (x-axe).

In other words, the limit of the degree distribution depends only the number of randomly chosen points and does not depend on the size of square if it is large enough. Moreover, the most of the degrees are approximately \sqrt{n} , so we conjecture a kind of concentration of mea-

sure (the standard deviation of the distribution of degrees tends to zero).

ii. Genus

As in the classical algebraic geometry we can define the genus of a curve. Together with degree, they are two main invariants of plane curves.

Definition 6 The genus of an Ω -tropical curve $C(f)$ is the number of connected components of $\Omega^\circ \setminus C(f)$ whose closure does not intersect $\partial\Omega$.

For example, the genus of the curve on Figure 3 is one, as well as the genus of the curve on Figure 2. In the classical algebraic geometry, the genus represents the dimension of deformations of a curve in a given class of curves. Thus, in our setting where the dimension of deformations of a curve $C(G_P 0_\Omega)$ is naturally the number $|P|$ of points, we would expect that the genus of $G_P 0_\Omega$ is equal to P . Indeed, this is the case for a generic collection P of points.

Theorem 7 If P is a generic collection of points in Ω° , then the genus of $C(f)$ (where $f = G_P 0_\Omega$) is equal to P .

Proof First, note that every connected component of $\Omega^\circ \setminus C(f)$, whose boundary does not intersect $\partial\Omega$, contains a point $p \in P$ in its closure. Indeed, if it is not the case, consider the monomial $a_{ij} + ix + jy$ which is minimal on this connected component and note that a_{ij} could be decreased a bit, and the corresponding tropical series would still contain P in its corner locus and be greater than zero which contradicts to the minimality of $f = G_P 0_\Omega$.

Second, because of the genericity of the set P , we may assume that a small perturbation of points in P does not change the combinatorial type of the tropical curve. Consider $X = C(f) \setminus (P \cup \partial\Omega)$. It does not contain cycles by the above arguments, and to prove that X is a tree we only need to establish its connectivity. Suppose that contrary and take any connected component of X , X is a tree with endpoints on the boundary of Ω and in P . Consider any point $p \in P$ which is contained in the closure

of X . Note that if we perturb P by moving p orthogonal to the edge containing p , X should be also perturbed. This means that X must contain both connected components of the intersection of a small neighborhood of p with $C(f)$. Otherwise it would be possible to move a little one of the legs of a tropical curve without moving other legs (this contradicts to the tropical Menelaus theorem [27] aka tropical momentum theorem [16], or moment condition [33]). Thus the closure of X is a connected component of $C(f)$ and recall that $C(f)$ is connected. Therefore $C(f) \setminus (P \cup \partial\Omega)$ is connected from the very beginning, hence it is a tree, hence $|P|$ is equal to the genus of $C(f)$.

iii. Behaviour of coefficients c_{ij}

Let c_{ij} be the coefficient of $G_P 0_{[0,1]^2}$, as in (2). Let $\{f_s^{ij}\}_{s \in S}$ be

$$f_s^{ij}(n) := \frac{\text{mean}(c_{ij}(s, n))}{sn^\alpha},$$

where α is a scaling parameter that we want to estimate, and c_{ij} is one of $\{c_{00}, c_{11}, c_{10}, c_{01}\}$. We numerically observe that $f_s^{ij}(n)$ converges to a constant function when $\alpha = 1/2$ and n, s tend to infinity. More plots can be found in [29].

iv. Mean identity

There exists a nice relation between coefficients c_{00}, c_{11}, c_{10} and c_{01} . Namely, writing \bar{c}_{00} for the average of c_{00} in the experiments, we obtain that

$$\bar{c}_{00}(s, n) + \bar{c}_{11}(s, n) = \bar{c}_{10}(s, n) + \bar{c}_{01}(s, n).$$

is satisfied, see Figure 5. Note that it should be of order \sqrt{n} a priori as all of its summands.

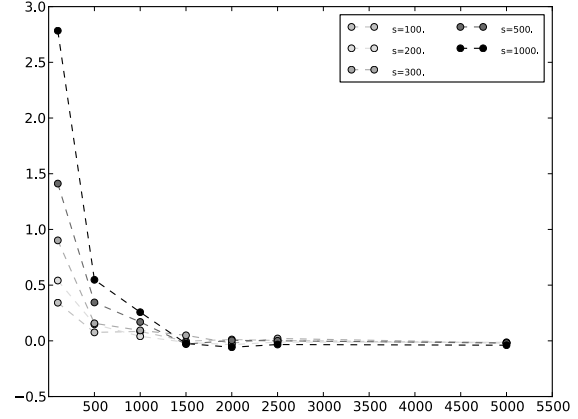


Figure 5: Graph of $\bar{c}_{00}(s, n) + \bar{c}_{11}(s, n) - \bar{c}_{10}(s, n) - \bar{c}_{01}(s, n)$.

The $1/n$ of the standard deviation of values c_{ij} is constant, see Figure 6 for

$$f_s^{SD}(n) = \frac{SD(c_{00})}{sn}.$$

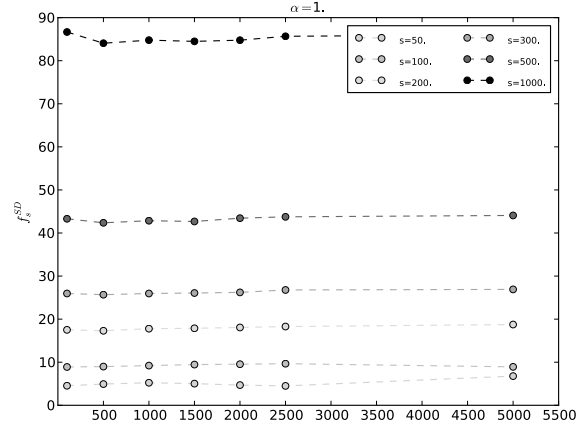


Figure 6: Standard deviation for values of c_{00} .

IV. DISCUSSION

We conjecture that the general identity

$$\bar{c}_{ij} + \bar{c}_{i+1j+1} = \bar{c}_{i+1j} + \bar{c}_{ij+1}. \quad (1)$$

for the averages of the coefficients is satisfied when $i^2 + j^2$ is relatively small with respect to \sqrt{n} . This equality suggests that the tropical

curve is a small perturbation of a square lattice (whose tropical equation satisfy (1)). We have no ideas how to prove this as well as the fact that the average degree of an Ω -tropical curve through n generic points is approximately \sqrt{n} . But, believing that the tropical curve is of degree $d = \sqrt{n}$ and is almost a grid we can write that $c_{0,-d} = 0$ (because the tropical series is zero on the left side of $[0, 1]^2$ and is equal to $c_{0,-d} - dx$ there) and $c_{0,k-d} = c_{0,k+1-d} + \frac{k}{2d}$, because near $x = \frac{k}{2d}$ we have

$$c_{0,k-d} + (k-d)x = c_{0,k+1-d} + (k+1-d)x.$$

Therefore $c_{00} = \frac{(d+1)d}{2d} \sim d = \sqrt{n}$, which agrees with the experimental evidence.

We thank to Aldo Guzman who wrote all the code in c++, Mikhail Shkolnikov for several helpful comments concerning during the preparation of the paper and Ernesto Lupercio for the enthusiasm and support. We thank the service teams of Xiuhcoatl and Abacus supercomputers who dealt with technicalities. This work was supported by Abacus, the Applied Mathematics Computational Laboratory of High Performance at Mexico.

REFERENCES

- [1] S. R. Athreya and A. A. Járai. Infinite volume limit for the stationary distribution of abelian sandpile models. *Comm. Math. Phys.*, 249(1):197–213, 2004.
- [2] R. Bacher, P. de la Harpe, and T. Nagibeda. The lattice of integral flows and the lattice of integral cuts on a finite graph. *Bull. Soc. Math. France*, 125(2):167–198, 1997.
- [3] P. Bak, C. Tang, and K. Wiesenfeld. Self-organized criticality: An explanation of the $1/f$ noise. *Physical review letters*, 59(4):381–384, 1987.
- [4] M. Baker and S. Norine. Riemann-Roch and Abel-Jacobi theory on a finite graph. *Adv. Math.*, 215(2):766–788, 2007.
- [5] S. Bhupatiraju, J. Hanson, A. A. Járai, et al. Inequalities for critical exponents in d -dimensional sandpiles. *Electronic Journal of Probability*, 22, 2017.
- [6] N. L. Biggs. Chip-firing and the critical group of a graph. *Journal of Algebraic Combinatorics*, 9(1):25–45, 1999.
- [7] A. Björner, L. Lovász, and P. W. Shor. Chip-firing games on graphs. *European Journal of Combinatorics*, 12(4):283–291, 1991.
- [8] E. Brugallé, I. Itenberg, G. Mikhalkin, and K. Shaw. Brief introduction to tropical geometry. In *Proceedings of the Gökova Geometry-Topology Conference 2014*, pages 1–75. Gökova Geometry/Topology Conference (GGT), Gökova, 2015.
- [9] S. Caracciolo, G. Paoletti, and A. Sportiello. Conservation laws for strings in the abelian sandpile model. *EPL (Europhysics Letters)*, 90(6):60003, 2010.
- [10] S. Corry and D. Perkinson. *Divisors and Sandpiles: An Introduction to Chip-Firing*, volume 114. American Mathematical Soc., 2018.
- [11] D. Dhar. Self-organized critical state of sandpile automaton models. *Phys. Rev. Lett.*, 64(14):1613–1616, 1990.
- [12] D. Dhar. Theoretical studies of self-organized criticality. *Phys. A*, 369(1):29–70, 2006.
- [13] J. Hicks. Tropical lagrangians and homological mirror symmetry. *arXiv preprint arXiv:1904.06005*, 2019.
- [14] E. Ivashkevich and V. B. Priezzhev. Introduction to the sandpile model. *Physica A: Statistical Mechanics and its Applications*, 254(1):97–116, 1998.
- [15] A. A. Járai. Sandpile models. *arXiv preprint arXiv:1401.0354*, 2014.

- [16] N. Kalinin. A guide to tropical modifications. *arXiv preprint arXiv:1509.03443*, 2015.
- [17] N. Kalinin, A. Guzmán-Sáenz, Y. Prieto, M. Shkolnikov, V. Kalinina, and E. Lupercio. Self-organized criticality and pattern emergence through the lens of tropical geometry. *Proceedings of the National Academy of Sciences*, 115(35):E8135–E8142, 2018.
- [18] N. Kalinin and M. Shkolnikov. Tropical curves in sandpile models. *arXiv:1502.06284*, 2016.
- [19] N. Kalinin and M. Shkolnikov. Tropical curves in sandpiles. *Comptes Rendus Mathématique*, 354(2):125–130, 2016.
- [20] N. Kalinin and M. Shkolnikov. Introduction to tropical series and wave dynamic on them. *Discrete & Continuous Dynamical Systems-A*, 38(6):2843–2865, 2018.
- [21] D. J. Lorenzini. Arithmetical graphs. *Math. Ann.*, 285(3):481–501, 1989.
- [22] D. J. Lorenzini. A finite group attached to the laplacian of a graph. *Discrete Mathematics*, 91(3):277–282, 1991.
- [23] D. Maclagan and B. Sturmfels. *Introduction to tropical geometry*, volume 161 of *Graduate Studies in Mathematics*. American Mathematical Society, Providence, RI, 2015.
- [24] D. Matessi. Lagrangian pairs of pants. *arXiv preprint arXiv:1802.02993*, 2018.
- [25] C. Merino. The chip-firing game. *Discrete Math.*, 302(1-3):188–210, 2005.
- [26] G. Mikhalkin. Tropical geometry and its applications. In *International Congress of Mathematicians. Vol. II*, pages 827–852. Eur. Math. Soc., Zürich, 2006.
- [27] G. Mikhalkin. Quantum indices of real plane curves and refined enumerative geometry. *arXiv:1505.04338*, 2015.
- [28] G. Mikhalkin. Examples of tropical-to-lagrangian correspondence. *European Journal of Mathematics*, pages 1–34, 2018.
- [29] Y. Prieto. master thesis, 2017, Power law and other statistics of the tropical sandpiles model, <http://mathcenter.spb.ru/nikaan/misc/thesisYulieth.pdf>.
- [30] M. Raynaud. Spécialisation du foncteur de Picard. *Publications mathématiques de l’IHÉS*, (38):27–76, 1970.
- [31] F. Redig. Mathematical aspects of the abelian sandpile model. *Les Houches lecture notes*, 2005.
- [32] J. Spencer. Balancing vectors in the max norm. *Combinatorica*, 6(1):55–65, 1986.
- [33] S. Yoshitomi. Jacobian varieties of reduced tropical curves. *arXiv preprint math/0612810*, 2006.