

Efficient Fourier Transforms for Transverse Momentum Dependent Distributions

Zhong-Bo Kang^{a,b,c}, Alexei Prokudin^{d,e}, Nobuo Sato^{e,f}, John Terry^{a,b,*}

^aDepartment of Physics and Astronomy, University of California, Los Angeles, California 90095, USA

^bMani L. Bhaumik Institute for Theoretical Physics, University of California, Los Angeles, California 90095, USA

^cCenter for Frontiers in Nuclear Science, Stony Brook University, Stony Brook, NY 11794, USA

^dDivision of Science, Penn State University Berks, Reading, Pennsylvania 19610, USA

^eTheory Center, Jefferson Lab, 12000 Jefferson Avenue, Newport News, Virginia 23606, USA

^fDepartment of Physics, Old Dominion University, Norfolk, Virginia 23529, USA

Abstract

Hadron production at low transverse momenta in semi-inclusive deep inelastic scattering can be described by transverse momentum dependent (TMD) factorization. This formalism has also been widely used to study the Drell-Yan process and back-to-back hadron pair production in e^+e^- collisions. These processes are the main ones for extractions of TMD parton distribution functions and TMD fragmentation functions, which encode important information about nucleon structure and hadronization. One of the most widely used TMD factorization formalism in phenomenology formulates TMD observables in coordinate b_\perp -space, the conjugate space of the transverse momentum. The Fourier transform from b_\perp -space back into transverse momentum space is sufficiently complicated due to oscillatory integrands that it requires a careful and computationally intensive numerical treatment in order to avoid potentially large numerical errors. Within the TMD formalism, the azimuthal angular dependence is analytically integrated and the two-dimensional b_\perp integration reduces to a one-dimensional integration over the magnitude b_\perp . In this paper we develop a fast numerical Hankel transform algorithm for such a b_\perp -integration that improves the numerical accuracy of TMD calculations in all standard processes. Libraries for this algorithm are implemented in Python 2.7 and 3, C++, as well as FORTRAN77. All packages are made available open source.

Keywords: CSS formalism, TMDs, Optimized Ogata quadrature

PROGRAM SUMMARY

Program Title: Fast Bessel Transform (FBT)

CPC Library link to program files: (to be added by Technical Editor)

Developer's repository link: <https://github.com/UCLA-TMD/Ogata>

Code Ocean capsule: (to be added by Technical Editor)

Licensing provisions: MIT

Programming language: C++, FORTRAN77, Python 2/3

Nature of Problem: In order to perform extractions of transverse momentum distribution functions, numerical Hankel transforms must be performed from b_\perp -space to momentum space. However, these numerical

*John Terry

E-mail address: johndterry@physics.ucla.edu

Preprint submitted to Computer Physics Communications

September 22, 2020

Hankel transforms are a huge bottleneck in these extractions, making these extractions extremely computationally intensive.

Solution method: We develop a numerical Hankel transform algorithm by optimizing Ogata quadrature formula. This algorithm improves the performance of these numerical Hankel transforms by nearly an order of magnitude.

1. Introduction

The transverse momentum dependent (TMD) parton distribution functions (PDFs) and fragmentation functions (FFs) have received great attention from both theoretical and experimental communities in recent years. These TMD PDFs and FFs, or in short called TMDs, provide new information on hadron structure: the three-dimensional imaging of hadrons in both longitudinal and transverse momentum space [1, 2, 3, 4]. Significant progress has been made in the last few years in terms of measuring transverse momentum dependent unpolarized and polarized cross sections in experiments, as well as extracting the associated spin-independent and spin-dependent TMDs in phenomenology, see Refs. [5, 6] and references therein.

TMDs are non-perturbative objects in Quantum Chromodynamics (QCD) and thus they have to be either computed on the lattice, or extracted from experimental data. For recent developments on lattice computation of TMDs, see Ref. [7]. On the other hand, in order to extract TMDs from the experimental data, one relies on proper QCD factorization theorems [8]. TMD factorization [9, 10, 11, 12] describes cross sections in scattering events where the relevant transverse momentum q_\perp of the observed final state is much smaller than the hard scale Q : $q_\perp \ll Q$. In such a region, the cross section can be factorized in terms of TMD PDFs and/or FFs and perturbatively calculable short distance hard coefficients. The relevant processes that have been extensively studied include semi-inclusive deep inelastic scattering (SIDIS) [13, 14], Drell-Yan type process in proton-proton collisions [15, 16, 17, 18, 19, 20, 21, 22, 23], and back-to-back di-hadron production in e^+e^- collisions [24, 25]. There are also other new opportunities in studying TMDs which are proposed recently in e.g. Refs. [26, 27, 28, 29, 30, 31, 32, 33, 34, 35, 36, 37, 38, 39, 40, 41, 42, 43], and usually involve jet measurements.

Within the TMD factorization formalism, the cross section is written as a convolution of the relevant transverse momentum dependent functions. To motivate our discussion and thus make the case more concrete, let us take SIDIS as an example. The differential cross section for the unpolarized scattering process of $e(\ell) + p(P) \rightarrow e(\ell') + h(P_h) + X$ can be written as [44]

$$\frac{d\sigma^h}{dx_{\text{bj}} dy dz d^2q_\perp} = \frac{2\pi\alpha_{\text{EM}}^2}{Q^2} \frac{1 + (1-y)^2}{y} W(q_\perp, x_{\text{bj}}, z, Q), \quad (1)$$

where the standard SIDIS variables are defined as

$$q = \ell - \ell', \quad Q^2 = -q^2, \quad x_{\text{bj}} = \frac{Q^2}{2P \cdot q}, \quad y = \frac{P \cdot q}{P \cdot \ell}, \quad z = \frac{P \cdot P_h}{P \cdot q}. \quad (2)$$

The unpolarized structure functions W in Eq. (1) can be factorized as follows

$$W(q_\perp, x_{\text{bj}}, z, Q) = H(Q, \mu) \sum_q e_q^2 \int d^2\mathbf{k}_\perp d^2\mathbf{p}_\perp f_{q/p}(x_{\text{bj}}, k_\perp^2) D_{h/q}(z, p_\perp^2) \delta^{(2)}(\mathbf{k}_\perp + \mathbf{p}_\perp/z + \mathbf{q}_\perp). \quad (3)$$

where $\mathbf{q}_\perp = -\mathbf{P}_{h\perp}/z$, e_q is the fractional electric charge for the quarks, and $H(Q, \mu)$ is the hard function to be given by Eq. (35) in Sec. 4. On the other hand, the vectors \mathbf{k}_\perp and \mathbf{p}_\perp are the momentum of the produced quark relative to the parent proton and the momentum of the produced hadron with respect to the fragmenting quark, respectively. The function $f_{q/p}(x_{bj}, k_\perp^2)$ is the TMD PDF while $D_{h/q}(z, p_\perp^2)$ is the TMD FF. Here we have suppressed the additional scale parameters in the TMDs, which are associated with QCD evolution of the TMDs [45, 46, 47, 48, 49]. In general, the convolution and integration of TMDs over the momenta \mathbf{k}_\perp and \mathbf{p}_\perp are quite involved. Thus in the original Collins-Soper-Sterman (CSS) approach [50], one takes a Fourier transformation from the momentum space to the coordinate \mathbf{b}_\perp space,¹

$$\widetilde{W}(b_\perp, x_{bj}, z, Q) = \int d^2\mathbf{q}_\perp e^{i\mathbf{q}_\perp \cdot \mathbf{b}_\perp} W(q_\perp, x_{bj}, z, Q), \quad (4)$$

and thus one can write

$$\begin{aligned} W(q_\perp, x_{bj}, z, Q) &= H(Q, \mu) \sum_q e_q^2 \int \frac{d^2\mathbf{b}_\perp}{(2\pi)^2} e^{-i\mathbf{q}_\perp \cdot \mathbf{b}_\perp} f_{q/p}(x_{bj}, b_\perp) D_{h/q}(z, b_\perp), \\ &= H(Q, \mu) \sum_q e_q^2 \int_0^\infty \frac{db_\perp b_\perp}{2\pi} J_0(q_\perp b_\perp) f_{q/p}(x_{bj}, b_\perp) D_{h/q}(z, b_\perp), \end{aligned} \quad (5)$$

where $b_\perp = |\mathbf{b}_\perp|$ is the magnitude of the vector \mathbf{b}_\perp , J_0 is the Bessel function of the first kind of order 0, and $f_{q/p}(x_{bj}, b_\perp)$, $D_{h/q}(z, b_\perp)$ are the Fourier transform of the TMD PDF and FF, respectively. In going from the first to second line in Eq. (5), we perform analytically the integration over the azimuthal angle ϕ ,

$$\int_0^{2\pi} \frac{d\phi}{2\pi} e^{-iq_\perp b_\perp \cos(\phi)} = J_0(q_\perp b_\perp), \quad (6)$$

and thus the two-dimensional Fourier transform reduces to a one-dimensional Hankel transform.

For the polarized scattering, the generic structure of the cross sections can be written as [10, 44]

$$\mathbf{q}_\perp^\alpha W(q_\perp, \dots), \quad \mathbf{q}_\perp^\alpha \mathbf{q}_\perp^\beta W(q_\perp, \dots) \quad (7)$$

with $W(q_\perp, \dots)$ representing a generic function of $q_\perp = |\mathbf{q}_\perp|$ and “ \dots ” denoting the other kinematic variables. The Fourier transform of such functions will lead to Bessel functions of order 1 and 2. In fact, as shown in [53], all the spin-dependent structure functions at leading-power can be expressed in terms of an integration over \mathbf{b}_\perp multiplied by the Bessel functions of J_0 , J_1 , or J_2 . Generically the integrals become

$$\int_0^\infty \frac{db_\perp b_\perp^{\nu+1}}{2\pi} J_\nu(q_\perp b_\perp) \widetilde{W}(b_\perp), \quad (8)$$

where the function $\widetilde{W}(b_\perp)$ contains the b_\perp space TMD physics.

¹There are also other approaches in the literature that do not work in the \mathbf{b}_\perp space, see e.g. Refs. [51, 52]. Notice that we drop explicit dependence on x_{bj} and z for the rest of this paper.

Without loss of generality the integration form stemming from the Fourier transform encountered in TMD observables can be written as

$$\int_0^\infty dx f(x) J_n(x), \quad (9)$$

where $x = b_\perp q_\perp$, $J_n(x)$ is the Bessel function of order n , and $f(x)$ is usually a smooth function of x that slowly decays as $x \rightarrow \infty$. Such an integration can be extremely computationally intensive and time consuming with standard integration routines based on adaptive Gaussian quadratures or Monte Carlo integration methods due to the oscillatory nature of the Bessel functions. In the context of TMD global analysis, one has to compute the above integration many times, and for different kinematic regions, in order to find the best fit for the non-perturbative TMDs. This has become a huge hurdle for TMD phenomenology in the past for carrying out the global QCD analysis on TMDs using the data from HERMES, COMPASS, JLAB 6 GeV, Relativistic Heavy Ion Collider (RHIC) and BELLE experiments and it will become even more challenging for the large amount data that is expected from the JLab 12 GeV program and the future Electron Ion Collider (EIC). Because of this, and because of the complexity of the TMD evolution improving the efficiency and the speed of the numerical integration of Eq. (9) is extremely desirable.

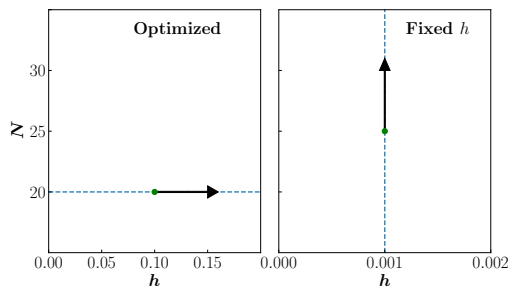


Figure 1: Illustration of the schematic difference between the optimized and fixed h Ogata methods. The arrows indicate the flow of the parameters h and N as q_\perp is increased for each scheme.

Ogata has introduced a quadrature formula in Ref. [54] that is optimized for integrands with Bessel functions for exactly the same integral as in Eq. (9). As will be discussed in Sec. 2, this quadrature method has two parameters, h and N , which control the node spacing and the truncation of the quadrature sum, respectively. While this formalism has been previously used in TMD analysis in Ref. [55]; the scheme used in this reference suffers from large numerical inefficiencies. Namely Ref. [55] method takes the parameter h to be held fixed for the entire global analysis, while increasing N to reach convergence of the integration. We will therefore refer to this method as a ‘fixed h Ogata scheme’. In this paper, we propose a new numerical algorithm by which the parameter h is optimized for an input number of nodes N , referred to as ‘optimized h Ogata scheme’. Fig. 1 illustrates the difference between these two schemes. We note that while the fixed h Ogata method used in Ref. [55] is sufficient for the extraction of TMDs from several hundred data points, future high precision global extraction of TMDs will utilize tens of thousands data points. Moreover, the reliable estimation of errors of parameters may warrant Monte Carlo fitting methods, such as ones used in JAM15 extraction from Ref. [56].

As the Fourier transforms are a huge bottleneck in these extractions, the numerical inefficiencies of fixed h Ogata methods will be massively amplified to the point where precision extractions

may no longer be feasible. We demonstrate in this paper that the optimized Ogata quadrature is more efficient than the traditional adaptive Gaussian quadrature method, Monte Carlo method, as well as fixed h Ogata quadrature method. The rest of this paper is organized as follows. In Sec. 2, we summarize the relevant formalism for the Ogata quadrature method and describe our optimized numerical algorithm in detail. In Sec. 3, we give a demonstration of the optimized Ogata quadrature and benchmark the algorithm against adaptive Gaussian quadrature using an exponential function which has an analytic Fourier transform. In Sec. 4, we apply our numerical method to an example of a phenomenological form of TMDs. We conclude our paper in Sec. 5.

2. Optimized Ogata Quadrature Formalism

In this section we first review the original Ogata quadrature formalism and then discuss our optimization scheme for performing high efficiency numerical integrals relevant to TMD analysis. The Ogata method is based on a quadrature formalism that was first introduced in Ref. [57] by Frappier and Olivier. The quadrature formula for the integrand of the form $|x|^{2n+1} f(x)$ reads:

$$\int_{-\infty}^{\infty} dx |x|^{2n+1} f(x) = h \sum_{j=-\infty, j \neq 0}^{\infty} w_{nj} |x_{nj}|^{2n+1} f(x_{nj}) + \mathcal{O}(e^{-c/h}), \quad (10)$$

where the function $f(x)$ must be an integrable function for the sum to be finite. The nodes x_{nj} and the weights w_{nj} of the quadrature are given by

$$x_{nj} = h\xi_{nj}, \quad w_{nj} = \frac{2}{\pi^2 \xi_{n|j|} J_{n+1}(\pi \xi_{n|j|})}, \quad (11)$$

with $j = \pm 1, \pm 2, \dots$, and ξ_{nj} the zeros of the Bessel function $J_n(\pi x)$ of order n , i.e. $J_n(\pi \xi_{nj}) = 0$, and the parameter $1/h$ represents the node density. The term $\mathcal{O}(e^{-c/h})$ accounts for the error of the quadrature sum approximation at a finite h as described in equation (2.2) of Ref. [54], and c is a positive constant, whose precise value depends on the functional form of $f(x)$. For the time being, we will be interested in the case of $f(x)$ being an even function of x which results in the following quadrature formula

$$\int_0^{\infty} dx x^{2n+1} f(x) = h \sum_{j=1}^{\infty} w_{nj} x_{nj}^{2n+1} f(x_{nj}) + \mathcal{O}(e^{-c/h}). \quad (12)$$

In practice the sum in Eq. (12) is truncated at a given $j = N$ which introduces an error of

$$\mathcal{I}_{nN+1} = h \sum_{j=N+1}^{\infty} w_{nj} x_{nj}^{2n+1} f(x_{nj}) \quad (13)$$

and the quadrature formula becomes

$$\int_0^{\infty} dx x^{2n+1} f(x) = h \sum_{j=1}^N w_{nj} x_{nj}^{2n+1} f(x_{nj}) + [\mathcal{I}_{nN+1} + \mathcal{O}(e^{-c/h})]. \quad (14)$$

The following change of variables, see Ref. [54], optimizes the convergence of integrals of the typical TMD functional form from Eq. (9):

$$x = \frac{\pi}{h} \psi(t) \quad \text{with} \quad \psi(t) = t \tanh\left(\frac{\pi}{2} \sinh t\right), \quad (15)$$

so that Eq. (9) becomes

$$\begin{aligned} \int_0^\infty dx f(x) J_n(x) &= \frac{\pi}{h} \int_0^\infty dt \psi'(t) f\left(\frac{\pi}{h}\psi(t)\right) J_n\left(\frac{\pi}{h}\psi(t)\right) \\ &= \frac{\pi}{h} \int_0^\infty dt |t|^{2n+1} \frac{\psi'(t) f\left(\frac{\pi}{h}\psi(t)\right) J_n\left(\frac{\pi}{h}\psi(t)\right)}{t^{2n+1}}, \end{aligned} \quad (16)$$

where $\psi'(t) = d\psi(t)/dt$. At this point, it is important to realize that the part of the integrand beside the factor $|t|^{2n+1}$ is an even function of t , and thus we can apply Eq. (12) and obtain the following quadrature formula

$$\int_0^\infty dx f(x) J_n(x) = \pi \sum_{j=1}^N w_{nj} f\left(\frac{\pi}{h}\psi(x_{nj})\right) J_n\left(\frac{\pi}{h}\psi(x_{nj})\right) \psi'(x_{nj}) + [\mathcal{I}'_{nN+1} + \mathcal{O}(e^{-c/h})], \quad (17)$$

where \mathcal{I}'_{nN+1} are the same truncation errors defined in Eq. (13) but with the transformed integrand,

$$\mathcal{I}'_{nN+1} = \pi \sum_{j=N+1}^\infty w_{nj} f\left(\frac{\pi}{h}\psi(x_{nj})\right) J_n\left(\frac{\pi}{h}\psi(x_{nj})\right) \psi'(x_{nj}). \quad (18)$$

Eq. (17) is the aforementioned Ogata quadrature formula, which we advocate in our current paper. The variable substitution has the useful asymptotic behavior

$$\frac{\pi}{h}\psi(x_{nj}) \approx \pi\xi_{nj} \left[1 - 2 \exp\left(-\frac{\pi}{2}e^{x_{nj}}\right)\right], \quad (19)$$

such that the asymptotic behavior for the Bessel function becomes

$$J_n\left(\frac{\pi}{h}\psi(x_{nj})\right) \approx 2\pi\xi_{nj} J_{n+1}(\pi\xi_{nj}) \exp\left(-\frac{\pi}{2}e^{x_{nj}}\right). \quad (20)$$

This variable substitution then enforces the double exponential convergence of the quadrature sum in j .

The quadrature sum has two parameters, h and N , which control the efficiency and the magnitude of the error terms. To generate a high efficiency algorithm, the numerical integration must be performed with a small N while at the same time the error terms must also be small, to ensure reliable results. By inspecting Eqs. (18) and (20) one notes that for a small number of function calls the truncation errors will be large if h is too small. To compensate for this, the numerical algorithm would need to sum a large number of nodes N to minimize truncation errors. Small values of h will then tend to generate numerical inefficiencies. This has been the leading cause of numerical inefficiencies in previous implementations of the Ogata quadrature method. At the same time for larger values of h the quadrature error grows as $\sim e^{-c/h}$, see Eq. (10). These observations indicate the need to find optimal values for h and N that keep the error term in Eq. (17) as small as possible. We found that such optimal values can be obtained by enforcing the largest contribution to the quadrature to be the first term in the truncated sum of Eq. (12) which can be achieved by maximizing the contribution of the first node, i.e.

$$\frac{\partial}{\partial h} \left(h(h\xi_{n1})^{2n+1} f(h\xi_{n1}) \right) = 0. \quad (21)$$

By solving numerically Eq. (21) for h one finds the optimal value of h for the quadrature method in Eq. (12). We will refer to this optimal value as h_u .

It is now worth noting that h_u will tend to be a large value. This makes intuitive sense since minimizing truncation errors can be achieved by using a large spacing parameter. However, taking a large value of h introduces quadrature errors which behave like $e^{-c/h}$ and tend to be large for $h = h_u$. This issues can be mitigated by using the following scheme. We first use the condition in Eq. (21) to minimize truncation errors in Eq. (12). We then impose the condition that the final nodes of Eqs. (12) and (17) are placed at the same location by enforcing that

$$h_u \xi_{nN} = \frac{\pi}{h} \psi(h \xi_{nN}). \quad (22)$$

This ensures that the quadrature in Eq. (17) has the same truncation errors as Eq. (12) with h_u . The solution for h in the above equality is given by

$$h = \frac{1}{\xi_{nN}} \sinh^{-1} \left(\frac{2}{\pi} \tanh^{-1} \left(\frac{h_u}{\pi} \right) \right), \quad (23)$$

when $h_u < \pi$. This value, labeled as h_t is the optimal value for h to be used in Eq. (17). Note that h_t is suppressed by a large factor of $\pi \xi_{nN}$ so that $h_t \ll h_u$. In Fig. 2 we plot the ratio h_t/h_u as a function of h_u for $N = 10, 20$, and 40 . We find that in all cases $\frac{h_t}{h_u} \ll 1$ which avoids large errors in Eq. (21). We note that Eq. (22) only has a real solution when $h_u < \pi$. It turns out that when the variance of the input function is very large, the value of the parameter h_u which was determined from Eq. (21) may be larger than π . To ensure that there is a real solution to Eq. (22) as well as to ensure that $h_t < h_u$ for all values of N , we must set an upper boundary on the parameter h_u , which we set to be $h_{max} = 2$. When this occurs, the value of h_u that we use is smaller than the optimal value. This issue could lead to truncation errors if the variance of the input function is sufficiently large. Beyond the range, the user needs to rely on the number of sampling points N in order to decrease the errors stemming from the truncation errors.

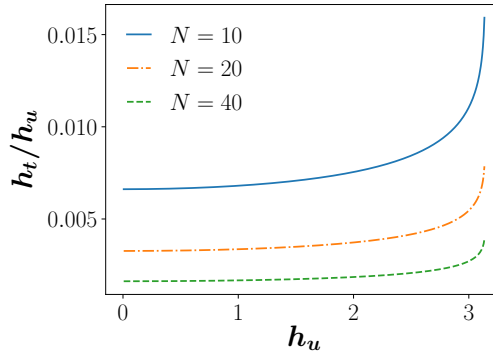


Figure 2: The solution of Eq. (23) as a function of h_u at several values of N . The solution is written as h_t/h_u to demonstrate that $h_t \ll h_u$ for $h_u < \pi$.

In summary, for a given choice of number of integrand evaluations N , our procedure minimizes the error contribution in h as well as truncation errors by applying the conditions Eqs. (21) and (22). The application of these conditions determines an optimal choice for h in implementing the quadrature formula of Eq. (17). We shall refer to this procedure as “the optimized Ogata

quadrature formula.” We will demonstrate below the efficiency of our formalism, first through the use of toy TMDs, and then through QCD based TMDs.

3. Benchmarking the Numerical Precision

In this section, we demonstrate the efficiency of the optimized Ogata quadrature method using toy TMDs for which the exact Fourier-Bessel transform is known. We will compare the numerical efficiency of the optimized Ogata quadrature against adaptive Gaussian quadrature, which is available in QUADPACK integration routine in Ref. [58]. It is important to emphasize that even though we mainly demonstrate the method for the integration involving Bessel function $J_0(x)$, we have checked that it works equally well for integration involving either $J_1(x)$ or $J_2(x)$, relevant for TMD studies in polarized scattering.

To assess the efficacy of our quadrature method we will map the error of the integration relative to the exact known result as a function of number of integrand calls. As discussed before we are interested in performing integrals of the form

$$W(q_\perp) = \int_0^\infty \frac{db_\perp b_\perp}{2\pi} \widetilde{W}(b_\perp) J_0(b_\perp q_\perp), \quad (24)$$

where the function $\widetilde{W}(b_\perp)$ contains the b_\perp space TMD physics. Therefore we will use a toy $\widetilde{W}(b_\perp)$ which mimics the b_\perp space behavior of realistic unpolarized TMDs that has an exact analytic Fourier-Bessel transform. Specifically we choose the gamma distributions which are given in terms of the distribution’s mean, β , and variance, σ , as

$$\widetilde{W}(b_\perp, \beta, \sigma) = \frac{1}{b_\perp} \left(\frac{\beta b_\perp}{\sigma^2} \right)^{\beta^2/\sigma^2} \frac{e^{-\frac{\beta b_\perp}{\sigma^2}}}{\Gamma\left(\frac{\beta^2}{\sigma^2}\right)}. \quad (25)$$

This function has an exponential b_\perp -dependence, and has been used in the literature for TMD studies [59]. Its exact Fourier-Bessel transform is given by

$$W^{\text{exact}}(q_\perp, \beta, \sigma) = \frac{1}{2\pi} \left(\frac{\sigma^2}{\beta} \right) \frac{\Gamma\left(\frac{\beta^2}{\sigma^2} + 1\right)}{\Gamma\left(\frac{\beta^2}{\sigma^2}\right)} {}_2\tilde{F}_1\left(\frac{1}{2} \left(\frac{\beta^2}{\sigma^2} + 1 \right), \frac{1}{2} \left(\frac{\beta^2}{\sigma^2} + 2 \right); 1; -\frac{q_\perp^2 \sigma^4}{\beta^2}\right), \quad (26)$$

where ${}_2\tilde{F}_1(a, b; c; d)$ is the regularized Gaussian hyper-geometric function. The function $\widetilde{W}(b_\perp, \beta, \sigma)$ has a single peak in b_\perp space, which is given in terms of β and σ as

$$b_\perp^{\text{peak}} = \frac{\beta^2 - \sigma^2}{\beta}. \quad (27)$$

We further introduce a parameter Q to our toy TMD model, which is the inverse of the b_\perp^{peak} , i.e.

$$Q = \frac{1}{b_\perp^{\text{peak}}} = \frac{\beta}{\beta^2 - \sigma^2}. \quad (28)$$

Such a Q -dependence mimics the hard scale Q encountered in QCD based TMDs such as the photon virtuality in SIDIS reactions [50, 60]. Notice that it is the quantity q_\perp/Q that controls

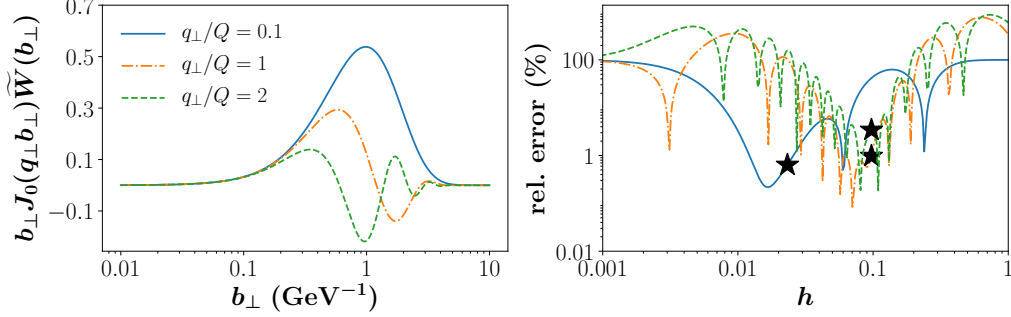


Figure 3: **Left panel:** The integrand of Eq. (24) with \widetilde{W} from Eq. (25) as a function of b_{\perp} for small, moderate and large transverse momenta $q_{\perp} = 0.2, 2,$ and 4 GeV. We choose $Q = 2$ GeV in Eq. (28). **Right panel:** The relative percent error Eq. (30) of the Ogata quadrature is plotted as a function of h for small, moderate and large transverse momentum q_{\perp} with $N = 4, 7, 10$, the number of nodes used in the integration. The stars indicate the value of h which is determined from the optimization conditions Eqs. (21) and (22).

how oscillating the toy TMD is. The larger q_{\perp}/Q is, the more oscillating the integrand is in b_{\perp} space and the more numerically intensive the integration becomes.

For our demonstration, we take $Q = 2$ (GeV) and $\sigma = 1$ (GeV $^{-1}$) similar to the usual JLab kinematics. We choose $q_{\perp} = 0.2, 2,$ and 4 (GeV), and plot the integrands on the left hand side of Fig. 3. As one can see clearly, the integrands do become more oscillating as q_{\perp}/Q increases. To test the precision of our formalism, we take as an example in our optimized Ogata formula in Eq. (17).

$$W^{\text{Ogata}}(q_{\perp}, \beta, \sigma) = \pi \sum_{j=1}^N w_{nj} f\left(\frac{\pi}{h} \psi(h\xi_{nj})\right) J_n\left(\frac{\pi}{h} \psi(h\xi_{nj})\right) \psi'(h\xi_{nj}) \quad (29)$$

The relative percent error is defined as

$$\text{rel. error (\%)} = \left| \frac{W^{\text{exact}}(q_{\perp}, \beta, \sigma) - W^{\text{Ogata}}(q_{\perp}, \beta, \sigma)}{W^{\text{exact}}(q_{\perp}, \beta, \sigma)} \right| \times 100, \quad (30)$$

where the exact result $W^{\text{exact}}(q_{\perp}, \beta, \sigma)$ is given in Eq. (26). For this analysis, we increase the number of nodes at $q_{\perp} = 0.2, 2, 4$ GeV until the best relative error for the numerical inversion is of the order of one percent. This requires 4, 7 and 10 nodes at $q_{\perp} = 0.2, 2, 4$ GeV, respectively. On the right panel of Fig. 3, we plot the relative percent error of the numerical integration as a function of the parameter h for $q_{\perp} = 0.2, 2,$ and 4 GeV. One can see that in each case, there is an optimal value of the parameter h , which minimizes the measured error.

Intuitively having a small node spacing h should result in a small error, since the error in h is of the order $\mathcal{O}(e^{-c/h})$ in Eq. (17). However, the truncation errors \mathcal{I}'_{nN+1} in Eq. (17) will generate large errors in the numerical integration, due to the factors of $f\left(\frac{\pi}{h} \psi(h\xi_{nj})\right) J_n\left(\frac{\pi}{h} \psi(h\xi_{nj})\right)$, unless one increases N significantly. Therefore, for a small and fixed number of nodes N , there is an optimized h that minimizes the errors as argued in Sec. 2. On the right panel of Fig. 3, we indicate with stars the values of h which are determined by the optimization conditions Eqs. (21) and (22). We find that within this range of kinematics, our optimization conditions indeed determine suitable values of h for our quadrature method which is key to achieve high efficiency in the numerical integration.

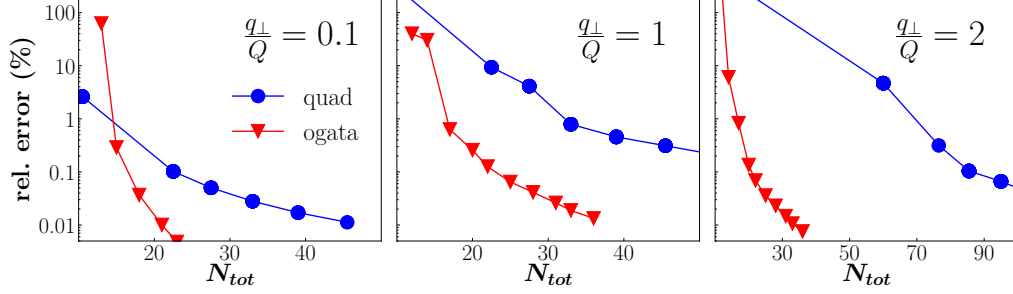


Figure 4: From left to right, the relative percent error of optimized Ogata and adaptive Gaussian quadrature as a function of total number of calls N_{tot} to the integrand at small, moderate and large transverse momentum: $q_{\perp}/Q = 0.1$ (left), $q_{\perp}/Q = 1$ (middle), and $q_{\perp}/Q = 2$ (right).

We now compare the efficiency of the optimized Ogata quadrature against adaptive Gaussian quadrature. Note that the optimized Ogata quadrature first samples the integrand to determine the optimal value of h using Eq. (21). The integration routine then samples the integrand at N nodes to perform the sum. This results in a total number of integrand calls N_{tot} . To control N_{tot} for adaptive Gaussian quadrature, we change the relative error tolerance of the integrator. Likewise, we measure the total number of function calls of adaptive Gaussian quadrature requested by the numerical routine. In Fig. 4 we plot the relative error as a function of N_{tot} for small, intermediate and large values of q_{\perp}/Q . As is evident, the optimized Ogata quadrature method is more efficient than adaptive Gaussian quadrature, for all three probed regions of q_{\perp}/Q with relative errors that go below 0.1%.

4. Application to TMDs

In this section we use the optimized Ogata quadrature to calculate the SIDIS q_{\perp} -differential cross sections in QCD TMD factorization framework. We then use these calculations to describe COMPASS charged hadron multiplicity data [14]. In addition, we use adaptive Gaussian quadrature and Vegas Monte Carlo algorithm for the same calculations to benchmark the performance.

Let's first summarize the basic ingredients for the implementation of the unpolarized SIDIS structure function W in Eq. (5) in the CSS TMD framework [9, 47]. In such context the TMD PDFs and TMD FFs can be expressed as

$$f_{q/p}(x_{bj}, b_{\perp}, \mu, \zeta) = \sum_j \int_{x_{bj}}^1 \frac{d\hat{x}}{\hat{x}} C_{q/j}^{pdf}(x_{bj}/\hat{x}, b_{*}, \mu_{b*}) f_{j/p}(\hat{x}, \mu_{b*}) \times \exp\left(S_{\text{pert}} - g_A(x_{bj}, b_{\perp}, b_{\text{max}}) - \frac{1}{2}g_K(b_{\perp}, b_{\text{max}}) \ln\left(\frac{\sqrt{\zeta}}{Q_0}\right)\right), \quad (31)$$

$$D_{h/q}(z, b_{\perp}, \mu, \zeta) = \sum_j \int_z^1 \frac{d\hat{z}}{\hat{z}} C_{j/q}^{ff}(z/\hat{z}, b_{*}, \mu_{b*}) d_{h/j}(\hat{z}, \mu_{b*}) \times \exp\left(S_{\text{pert}} - g_B(z, b_{\perp}, b_{\text{max}}) - \frac{1}{2}g_K(b_{\perp}, b_{\text{max}}) \ln\left(\frac{\sqrt{\zeta}}{Q_0}\right)\right), \quad (32)$$

where μ is the renormalization scale, ζ is the rapidity scale, $C_{q/j}^{pdf}$ and $C_{j/q}^{ff}$ are perturbatively calculable coefficient functions (see Ref. [47]), and $f_{j/p}(\hat{x}, \mu_{b_*})$ and $d_{h/j}(\hat{z}, \mu_{b_*})$ are the standard collinear PDFs and FFs, respectively. We will use the initial scale $Q_0^2 = 2.4 \text{ GeV}^2$. We follow the usual b_* -prescription [9] to avoid the Landau pole of α_s , with

$$b_* = \frac{b_\perp}{\sqrt{1 + b_\perp^2/b_{max}^2}}. \quad (33)$$

The perturbative Sudakov factor S_{pert} is given by

$$S_{\text{pert}} = \frac{1}{2} \int_{\mu_{b_*}}^{\mu} \frac{d\mu'}{\mu'} \left[2\gamma(\mu') - \ln\left(\frac{\zeta}{\mu'^2}\right) \gamma_K(\mu') \right] + \tilde{K}(b_\perp, \mu_{b_*}) \ln\left(\frac{\sqrt{\zeta}}{\mu_{b_*}}\right), \quad (34)$$

i.e., the evolution is done from the auxiliary scale $\mu_{b_*} = 2e^{-\gamma_E}/b_*$ to the scale μ . In the actual phenomenology, we set the rapidity scale $\zeta = Q^2$ and set the renormalization scale $\mu = Q$. We will implement the TMD evolution at next-to-leading-logarithmic (NLL) accuracy, and use the coefficient functions C at next-to-leading order (NLO). All the relevant NLO coefficients and NLL anomalous dimensions can be found in Refs. [9, 47]. In addition, we use NLO expression for hard function $H(Q, \mu)$ in Eq. (5) from Ref. [47] reads

$$H(Q, \mu) = 1 + \frac{\alpha_s}{\pi} C_F \left[\frac{3}{2} \ln\left(\frac{Q^2}{\mu^2}\right) - \frac{1}{2} \ln^2\left(\frac{Q^2}{\mu^2}\right) - 4 \right], \quad (35)$$

and we set $\mu = Q$ so that the logarithmic terms vanish. Finally, we choose the parametrizations for the non-perturbative factors used in Refs. [61, 62] which are given by

$$g_A(x_{bj}, b_\perp, b_{max}) = g_q b_\perp^2, \quad g_B(z, b_\perp, b_{max}) = \frac{g_h}{z^2} b_\perp^2, \quad g_K(b_\perp, b_{max}) = g_2 \ln\left(\frac{b_\perp}{b_*}\right), \quad (36)$$

with $g_q = 0.106 \text{ GeV}^2$, $g_2 = 0.84$, and $g_h = 0.042 \text{ GeV}^2$. The expression for the W term in Eq. (5) is given by

$$\begin{aligned} \tilde{W}(b_\perp, x_{bj}, z, Q) = & H(Q, \mu) \sum_q e_q^2 C_{q/j}^{pdf} \otimes f_{j/p}(x_{bj}, \mu_{b_*}) C_{i/q}^{ff} \otimes d_{h/i}(z, \mu_{b_*}) \\ & \times \exp \left[2S_{\text{pert}} - (g_q + g_h/z^2) b_\perp^2 - g_2 \ln\left(\frac{b_\perp}{b_*}\right) \ln\left(\frac{Q}{Q_0}\right) \right] \end{aligned} \quad (37)$$

where \otimes is the convolution operator given in Eqs. (38) and (39) in [61].

Having established the QCD based TMD setups, let's examine the behavior of the SIDIS cross section in b_\perp space. In Fig. 5 the b_\perp space integrand given in Eq. (5) for the SIDIS differential cross section is plotted, for three different values of $q_\perp/Q = 0.1, 1.0$ and 2.0 , respectively. We take the lepton-proton center-of-mass energy square $S_{\ell p} = 52.7 \text{ (GeV}^2\text{)}$, $x_{bj} = 0.25$, $z = 0.5$, and $Q^2 = 2.5 \text{ (GeV}^2\text{)}$. These kinematics are within the coverage of the pion production in unpolarized lepton-proton SIDIS data at the HERMES experiment [13]. Just like in the case of the toy TMDs in Sec. 3, the integrand becomes more oscillating as q_\perp/Q increases. As a consequence, the numerical estimation of the Fourier-Bessel transform from b_\perp -space to q_\perp -space becomes increasingly more challenging for larger values of q_\perp/Q .

We next analyze the performance of our optimized Ogata quadrature to get the q_\perp -space cross sections against the fixed h Ogata, adaptive Gaussian quadrature, and the Vegas Monte

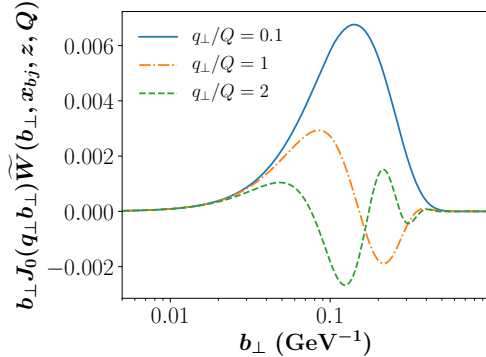


Figure 5: SIDIS b_{\perp} space integrand from Eq. (5) for the differential cross section at NLO+NLL for π^+ production for three different values of transverse momenta: $q_{\perp}/Q = 0.1, 1,$ and $2,$ respectively. For the rest of the external kinematics we select $S_{\ell p} = 52.7$ (GeV^2), $x_{bj} = 0.25,$ $z = 0.5,$ and $Q^2 = 2.5$ (GeV^2) within the coverage of the HERMES experiment [13].

Carlo integration routines. For that we consider a related experimental observable, the hadron multiplicity which has been measured by both HERMES [13] and COMPASS [14] experiments. The COMPASS hadron multiplicity is defined as [14]

$$M^h(q_{\perp}, x_{bj}, z, Q) = \frac{\pi}{z^2} \frac{d\sigma^h}{dx_{bj}dydzd^2q_{\perp}} \bigg| \frac{d\sigma^{DIS}}{dx_{bj}dy}, \quad (38)$$

where the numerator is the SIDIS cross section for the production of a hadron h that we have been discussing so far, and the denominator is the inclusive DIS cross section. In Fig. 6, we plot the absolute value of the theoretical prediction for the hadron multiplicity, $|M^{h^+}(q_{\perp}, x_{bj}, z, Q)|,$ as a function of $q_{\perp}/Q,$ using the above mentioned integration algorithms. For illustration, we choose the kinematics to be consistent with hadron multiplicity data from COMPASS experiment: $0.02 < x_{bj} < 0.032,$ $z = 0.2,$ and $1.7 \text{ GeV}^2 < Q^2 < 3 \text{ GeV}^2.$ The four panels correspond to optimized Ogata in the top left (labeled as ‘Opt. Ogata’), standard Ogata in the top right (labeled as ‘Fixed h Ogata’), adaptive Gaussian quadrature in the bottom left (labeled as Quad), and Vegas Monte Carlo in the bottom right (labeled as Vegas), respectively. We also plot the COMPASS experimental data in Fig. 6 for comparison.²

Note that at relatively large hadron transverse momentum $q_{\perp}/Q \gtrsim 2,$ the theoretical calculations in TMD factorization formalism would become negative. There, one has to include the so-called Y -term [9], or switch/match onto the usual collinear factorization formalism [50, 64]. For very large values of $Q,$ such an switching/matching from TMD factorization to simply a collinear factorization is straightforward and usually happens when q_{\perp} becomes very large $q_{\perp} \sim Q.$ It turns out that for small values of Q (order of several GeV) which are most relevant for data at HERMES, COMPASS, and JLab, the matching is very tricky and does not occur as a sharp transition in the usual $W + Y$ prescription. Due to this, it is very important that in phenomenological applications the matching can be implemented without large numerical errors stemming from the

²In order to describe the data, the normalization issue with the COMPASS data must be resolved. We follow the work done in [63] to normalize the COMPASS multiplicities such that the data and theory are equal at the lowest values of the transverse momentum in each z bin.

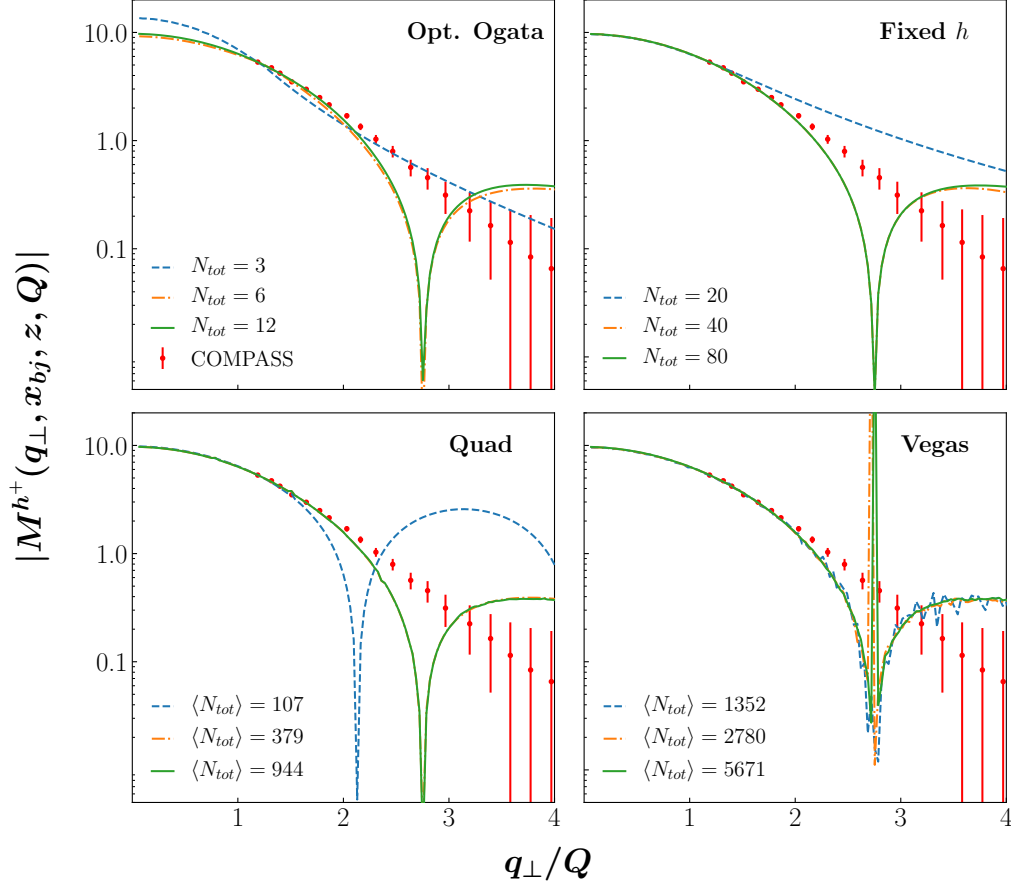


Figure 6: The theoretical prediction for the hadron multiplicity, $|M^{h^+}(q_{\perp}, x_{bj}, z, Q)|$, as a function of q_{\perp}/Q , using four different integration algorithms: the optimized Ogata quadrature (“Opt. Ogata”, top left panel), the standard Ogata method (“Fixed h Ogata”, top right panel), the adaptive Gaussian quadrature (“Quad”, bottom left panel), and the Vegas Monte Carlo algorithm (“Vegas”, bottom right panel). For illustration, we choose the kinematics to be consistent with the COMPASS experiment: $0.02 < x_{bj} < 0.032$, $z = 0.2$, and $1.7 \text{ GeV}^2 < Q^2 < 3 \text{ GeV}^2$. The experimental data from COMPASS [14] are also shown for comparison (red solid points).

Bessel transform using an efficient algorithm such as the one we are proposing. In the vicinity of $q_{\perp} \sim Q$ the calculation should be specifically precise in order to allow for the transition to happen. Moreover since the precise location of where the transition occurs can only be confronted phenomenologically, it is important that the ability to transform the W term into q_{\perp} space is as precise as possible to avoid any biases for the TMD extraction. See, e.g. Refs. [65, 66] for more details. It is because of this reason that our demonstration in Fig. 6 covers the broad region of q_{\perp} , from the small $q_{\perp} \ll Q$ to much larger $q_{\perp} \gtrsim Q$.

For each integration method in this Fig. 6, the number of nodes is increased until the relative error of the inversion associated with doubling the number of nodes is smaller than the total

experimental uncertainty for all data points in the set ³. This curve is plotted in orange, while in green and blue we plot the inversions with roughly half and double the number of nodes as the orange curve. For the optimized and fixed h Ogata methods, we provide the total number of calls to the integrand N_{tot} . We note that the total number of calls to the integrand for the optimized Ogata contains two contributions. The algorithm first uses the gradient of the h -space function $h(h\xi_{n1})^{2n+1}\widetilde{W}(x_{bj}, z, h\xi_{n1}/q_{\perp}, Q)$ to determine h_{opt} in Eqs. (21) and (22). The numerical algorithm then samples the nodes to perform the quadrature sum. The first contribution tends to require more sampling points than the second contribution. However, the perturbative factors as well as the collinear distribution functions in this expression vary much more slowly in h -space than the non-perturbative factors. We find that this tends to be true in general for processes with small Q , where non-perturbative TMD structure is more sensitive. One can then sample only the expression $h(h\xi_{n1})^{2n+1}(h\xi_{n1}/q_{\perp}e^{-S_{NP}})$ to determine the value of h_{opt} . Since sampling this expression requires little computational power, we do not count this contribution to N_{tot} . We also note that in principle in an actual fit where a χ^2 minimization is performed, one does not need to estimate the h values for every step of χ^2 evaluation. Instead these values can be updated every certain number of steps during the minimization. This will further enhance the efficiency of our method compared to the other approaches. In the adaptive quadrature and Vegas Monte Carlo methods, we indicate the average number of calls to the integrand $\langle N_{tot} \rangle$.

As one can note, in the limit of large sampling, all the numerical integrators converge to the same result. However, the optimized Ogata quadrature converges to this result nearly an order of magnitude faster than the fixed h method, nearly two orders of magnitude faster than adaptive Gaussian quadrature, and nearly three orders of magnitude faster than Vegas Monte Carlo integration. This result demonstrates that our optimized Ogata algorithm can improve significantly the numerical efficiency of the Fourier-Bessel integration encountered in the TMD analysis.

Finally in Fig. 7, we plot four multiplicity distributions at different values of $\langle z \rangle = 0.2, 0.3, 0.4, 0.6$, respectively for the bins $0.02 < x_{bj} < 0.032$ and $1.7 \text{ GeV}^2 < Q^2 < 3 \text{ GeV}^2$ using the optimized Ogata algorithm with the number of nodes $N = 6$. $N = 6$ was chosen as it gave reliable results over the entire region in Fig. 6. It is worthwhile to emphasize again that the theory predictions ⁴ become extremely efficient, thanks to the optimized Ogata quadrature. This gives us a great confidence that the optimized Ogata method would be ideal in the future for performing efficient numerical calculations and/or for the global analysis of TMDs. ⁵

5. Conclusions

In this paper we have developed a high performance numerical algorithm for Hankel transforms for TMD factorization formalism from position b_{\perp} space to transverse momentum q_{\perp} space using the optimized Ogata quadrature method, which uses the zeros of Bessel functions as nodes. For a relatively small and fixed number N of functional calls to the integrand, we derived conditions to find the optimal parameter h , which controls the node density. Such an

³In other applications of our optimized Ogata quadrature algorithm, the same method can be used to estimate the values for N for a given integrand and desired precision.

⁴Note that the q_{\perp} -distribution in the TMD formalism gets narrower as $\langle z \rangle$ increases. This is expected from theoretical consideration, see e.g. Ref. [67].

⁵Note that we are not presenting a new fit here. Rather we just display, using fixed parameters from Refs. [61, 62], that this numerical method can be used to perform efficient numerical calculations for describing TMD data.

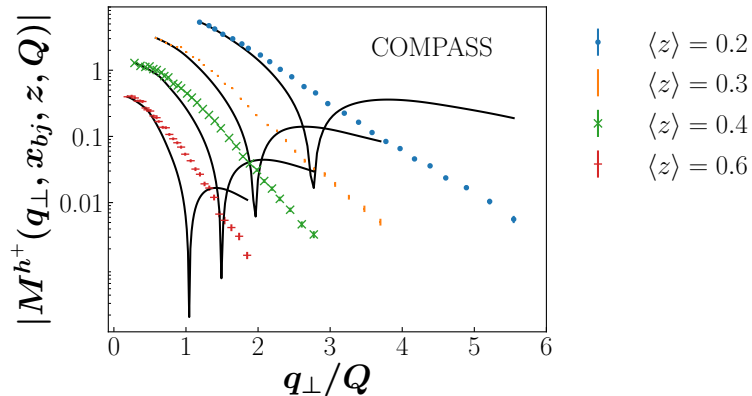


Figure 7: Comparison of COMPASS hadron multiplicity data [14] and absolute value of the theoretical calculations using the optimized Ogata algorithm with a number of nodes $N = 6$. $N = 6$ was chosen as it gave reliable results over the entire region in Fig. 6. The computations are performed for $0.02 < x_{bj} < 0.032$, $1.7 \text{ GeV}^2 < Q^2 < 3 \text{ GeV}^2$, and for 4 different $\langle z \rangle$ values as shown in the figure. The black solid curves are the absolute values of the theoretical results.

optimized Ogata quadrature ensures a small number of calls while achieving a high accuracy at the same time, and thus becomes extremely efficient in TMD studies. We use both toy TMDs, and parametrizations of QCD based TMDs to demonstrate the efficiency of our integration algorithm. We found that the optimized Ogata quadrature performs nearly an order of magnitude faster than standard Ogata methods, nearly two orders of magnitude faster than adaptive Gaussian quadrature, and nearly three orders of magnitude faster than Vegas Monte Carlo integration for all regions of transverse momentum in semi-inclusive deep inelastic scattering. Our algorithm thus can have wide application in the future TMD computations and/or TMD global analysis. The code which illustrates the optimized Ogata quadrature is available for download in Python2, Python3, C++ with Boost dependency, C++ with GSL dependency, and a standalone Fortran 77 with an open source license at <https://github.com/UCLA-TMD/Ogata>. For information on installation and usage visit <https://ucla-tmd.github.io/Ogata/>.

Acknowledgements

Z.K. is supported by the National Science Foundation under Grant No. PHY-1720486 and No. PHY-1945471. A.P. is supported by the National Science Foundation under Grant No. PHY-1623454 and the DOE Contract No. DE-AC05-06OR23177, under which Jefferson Science Associates, LLC operates Jefferson Lab. N.S. was supported by the DOE contract DE-SC0018106. J.T. is supported by the National Science Foundation under Grant No. DGE-1650604. This work is also supported within the framework of the TMD Topical Collaboration.

References

- [1] A. Accardi *et al.*, Eur. Phys. J. **A52**, 268 (2016), arXiv:1212.1701.
- [2] D. Boer *et al.*, (2011), arXiv:1108.1713.
- [3] E.-C. Aschenauer *et al.*, (2015), arXiv:1501.01220.
- [4] M. Grosse Perdekamp and F. Yuan, Ann. Rev. Nucl. Part. Sci. **65**, 429 (2015), arXiv:1510.06783.
- [5] M. Boglione and A. Prokudin, Eur. Phys. J. **A52**, 154 (2016), arXiv:1511.06924.

- [6] I. Scimemi, A. Tarasov, and A. Vladimirov, *JHEP* **05**, 125 (2019), arXiv:1901.04519.
- [7] H.-W. Lin *et al.*, *Prog. Part. Nucl. Phys.* **100**, 107 (2018), arXiv:1711.07916.
- [8] J. C. Collins, D. E. Soper, and G. F. Sterman, *Adv. Ser. Direct. High Energy Phys.* **5**, 1 (1989), arXiv:hep-ph/0409313.
- [9] J. Collins, *Camb. Monogr. Part. Phys. Nucl. Phys. Cosmol.* **32**, 1 (2011).
- [10] X.-d. Ji, J.-p. Ma, and F. Yuan, *Phys. Rev.* **D71**, 034005 (2005), arXiv:hep-ph/0404183.
- [11] J. C. Collins and D. E. Soper, *Nucl. Phys.* **B193**, 381 (1981), [Erratum: *Nucl. Phys.* **B213**, 545(1983)].
- [12] M. G. Echevarria, A. Idilbi, and I. Scimemi, *JHEP* **07**, 002 (2012), arXiv:1111.4996.
- [13] HERMES, A. Airapetian *et al.*, *Phys. Rev.* **D87**, 074029 (2013), arXiv:1212.5407.
- [14] COMPASS, M. Aghasyan *et al.*, *Phys. Rev.* **D97**, 032006 (2018), arXiv:1709.07374.
- [15] STAR, L. Adamczyk *et al.*, *Phys. Rev. Lett.* **116**, 132301 (2016), arXiv:1511.06003.
- [16] COMPASS, M. Aghasyan *et al.*, *Phys. Rev. Lett.* **119**, 112002 (2017), arXiv:1704.00488.
- [17] ATLAS, G. Aad *et al.*, *Eur. Phys. J. C* **76**, 291 (2016), arXiv:1512.02192.
- [18] ATLAS, G. Aad *et al.*, (2019), arXiv:1912.02844.
- [19] ATLAS, G. Aad *et al.*, *Phys. Rev. Lett.* **115**, 091801 (2015), arXiv:1504.05833.
- [20] ATLAS, M. Aaboud *et al.*, *Phys. Lett. B* **786**, 114 (2018), arXiv:1805.10197.
- [21] CMS, A. Sirunyan *et al.*, *JHEP* **03**, 172 (2018), arXiv:1710.07955.
- [22] CMS, V. Khachatryan *et al.*, *JHEP* **02**, 096 (2017), arXiv:1606.05864.
- [23] CMS, V. Khachatryan *et al.*, *JHEP* **03**, 032 (2017), arXiv:1606.01522.
- [24] Belle, M. Leitgab *et al.*, *Phys. Rev. Lett.* **111**, 062002 (2013), arXiv:1301.6183.
- [25] BaBar, J. P. Lees *et al.*, *Phys. Rev.* **D88**, 032011 (2013), arXiv:1306.2895.
- [26] ATLAS, G. Aad *et al.*, *Eur. Phys. J. C* **71**, 1795 (2011), arXiv:1109.5816.
- [27] PHENIX, C. Aidala *et al.*, *Phys. Rev.* **D98**, 072004 (2018), arXiv:1805.02450.
- [28] Z.-B. Kang, X. Liu, F. Ringer, and H. Xing, *JHEP* **11**, 068 (2017), arXiv:1705.08443.
- [29] Z.-B. Kang, A. Prokudin, F. Ringer, and F. Yuan, *Phys. Lett. B* **774**, 635 (2017), arXiv:1707.00913.
- [30] D. Neill, I. Scimemi, and W. J. Waalewijn, *JHEP* **04**, 020 (2017), arXiv:1612.04817.
- [31] M. G. A. Buffing, Z.-B. Kang, K. Lee, and X. Liu, (2018), arXiv:1812.07549.
- [32] X. Liu, F. Ringer, W. Vogelsang, and F. Yuan, (2018), arXiv:1812.08077.
- [33] D. Gutierrez-Reyes, I. Scimemi, W. J. Waalewijn, and L. Zoppi, (2019), arXiv:1904.04259.
- [34] LHCb, R. Aaij *et al.*, (2019), arXiv:1904.08878.
- [35] Belle, R. Seidl *et al.*, *Phys. Rev. D* **99**, 112006 (2019), arXiv:1902.01552.
- [36] P. Sun, J. Isaacson, C. P. Yuan, and F. Yuan, *Phys. Lett. B* **769**, 57 (2017), arXiv:1602.08133.
- [37] P. Sun, C. P. Yuan, and F. Yuan, *Phys. Rev. Lett.* **113**, 232001 (2014), arXiv:1405.1105.
- [38] Q.-H. Cao, P. Sun, B. Yan, C.-P. Yuan, and F. Yuan, (2019), arXiv:1902.09336.
- [39] P. Sun, B. Yan, and C.-P. Yuan, *Phys. Rev. D* **99**, 034008 (2019), arXiv:1811.01428.
- [40] P. Sun, B. Yan, C.-P. Yuan, and F. Yuan, *Phys. Rev. D* **100**, 054032 (2019), arXiv:1810.03804.
- [41] Y.-T. Chien, D. Y. Shao, and B. Wu, *JHEP* **11**, 025 (2019), arXiv:1905.01335.
- [42] Z.-B. Kang, K. Lee, J. Terry, and H. Xing, *Phys. Lett. B* **798**, 134978 (2019), arXiv:1906.07187.
- [43] Z.-B. Kang, K. Lee, and F. Zhao, (2020), arXiv:2005.02398.
- [44] A. Bacchetta *et al.*, *JHEP* **02**, 093 (2007), arXiv:hep-ph/0611265.
- [45] Z.-B. Kang, B.-W. Xiao, and F. Yuan, *Phys. Rev. Lett.* **107**, 152002 (2011), arXiv:1106.0266.
- [46] M. G. Echevarria, A. Idilbi, A. Schfer, and I. Scimemi, *Eur. Phys. J. C* **73**, 2636 (2013), arXiv:1208.1281.
- [47] S. M. Aybat and T. C. Rogers, *Phys. Rev.* **D83**, 114042 (2011), arXiv:a.
- [48] S. M. Aybat, J. C. Collins, J.-W. Qiu, and T. C. Rogers, *Phys. Rev.* **D85**, 034043 (2012), arXiv:1110.6428.
- [49] M. G. Echevarria, A. Idilbi, Z.-B. Kang, and I. Vitev, *Phys. Rev.* **D89**, 074013 (2014), arXiv:1401.5078.
- [50] J. C. Collins, D. E. Soper, and G. F. Sterman, *Nucl. Phys.* **B250**, 199 (1985).
- [51] M. A. Ebert and F. J. Tackmann, *JHEP* **02**, 110 (2017), arXiv:1611.08610.
- [52] D. Kang, C. Lee, and V. Vaidya, *JHEP* **04**, 149 (2018), arXiv:1710.00078.
- [53] D. Boer, L. Gamberg, B. Musch, and A. Prokudin, *JHEP* **10**, 021 (2011), arXiv:1107.5294.
- [54] H. Ogata, "A Numerical Integration Formula Based on the Bessel Functions," *Publications of the Research Institute for Mathematical Sciences*, vol. 41, no. 4, pp. 949-970 (2005).
- [55] I. Scimemi and A. Vladimirov, *Eur. Phys. J. C* **78**, 89 (2018), arXiv:1706.01473.
- [56] Jefferson Lab Angular Momentum, N. Sato, W. Melnitchouk, S. E. Kuhn, J. J. Ethier, and A. Accardi, *Phys. Rev.* **D93**, 074005 (2016), arXiv:1601.07782.
- [57] C. Frappier and P. Olivier, *Mathematics of Computation* **60**, 303 (1993).
- [58] R. Piessens, E. de Doncker-Kapenga, and C. W. Ueberhuber, *Quadpack. A subroutine package for automatic integration* (Springer, 1983).
- [59] V. Bertone, I. Scimemi, and A. Vladimirov, (2019), arXiv:1902.08474.
- [60] J.-w. Qiu and X.-f. Zhang, *Phys. Rev.* **D63**, 114011 (2001), arXiv:hep-ph/0012348.

- [61] Z.-B. Kang, A. Prokudin, P. Sun, and F. Yuan, Phys. Rev. **D93**, 014009 (2016), arXiv:1505.05589.
- [62] P. Sun, J. Isaacson, C. P. Yuan, and F. Yuan, Int. J. Mod. Phys. **A33**, 1841006 (2018), arXiv:1406.3073.
- [63] A. Bacchetta, F. Delcarro, C. Pisano, M. Radici, and A. Signori, JHEP **06**, 081 (2017), arXiv:1703.10157.
- [64] F. Landry, R. Brock, P. M. Nadolsky, and C. P. Yuan, Phys. Rev. **D67**, 073016 (2003), arXiv:hep-ph/0212159.
- [65] J. Collins *et al.*, Phys. Rev. **D94**, 034014 (2016), arXiv:1605.00671.
- [66] M. Boggione, J. O. Gonzalez Hernandez, S. Melis, and A. Prokudin, JHEP **02**, 095 (2015), arXiv:1412.1383.
- [67] M. Anselmino, M. Boggione, J. O. Gonzalez Hernandez, S. Melis, and A. Prokudin, JHEP **04**, 005 (2014), arXiv:1312.6261.