

Electroweak Symmetric Dark Matter Balls

Eduardo Pontón^{*}, Yang Bai^{*, \diamond} and Bithika Jain^{*}

**ICTP South American Institute for Fundamental Research & Instituto de Física Teórica
Universidade Estadual Paulista, São Paulo, Brazil*

\diamond Department of Physics, University of Wisconsin-Madison, Madison, WI 53706, USA

Abstract

In the simple Higgs-portal dark matter model with a conserved dark matter number, we show that there exists a non-topological soliton state of dark matter. This state has smaller energy per dark matter number than a free particle state and has its interior in the electroweak symmetric vacuum. It could be produced in the early universe from first-order electroweak phase transition and contribute most of dark matter. This electroweak symmetric dark matter ball is a novel macroscopic dark matter candidate with an energy density of the electroweak scale and a mass of 1 gram or above. Because of its electroweak-symmetric interior, the dark matter ball has a large geometric scattering cross section off a nucleon or a nucleus. Dark matter and neutrino experiments with a large-size detector like Xenon1T, BOREXINO and JUNO have great potential to discover electroweak symmetric dark matter balls. We also discuss the formation of bound states of a dark matter ball and ordinary matter.

We are deeply saddened by the passing away of Eduardo Pontón (4 April 1971 – 13 June 2019). Eduardo has been an excellent mentor and collaborator. He has provided invaluable guidance for us from his passion and rigorous scientific attitude. We wish that he has a peaceful life in the other, maybe electroweak symmetric, world.

Contents

1	Introduction	4
2	Soliton States in a Higgs-Portal Dark Matter Scenario	5
2.1	Solutions to the Classical Equations of Motion	9
2.2	Effects of the Dark Matter Bare Mass and Self-Quartic Interaction	13
3	Early Universe Production of DMBs	16
3.1	First-Order Electroweak Phase Transition	16
3.2	Formation of DMBs from First-Order Phase Transition	18
4	Scattering of DMBs with SM Particles	23
4.1	Bound States	23
4.2	Scattering Off a Nucleon or Nucleus	26
4.2.1	Partial Wave Analysis	26
4.2.2	Born Limit	29
5	DMB Detection	30
5.1	Multiple Scattering Signals for a DMB with a Large Q	30
6	Discussion and Conclusions	35
A	Number of DMB Nucleation Sites	36
B	EWS-DMBs and Bound States	39
C	Bound States in a Higgs Potential Well	43
D	Simple Example of Scattering Against a Heavy Object	46

1 Introduction

Dark matter (DM) is one of the remaining mysteries in particle physics after the discovery of Higgs boson in 2012. After a few decades of searching for electroweak-sector-related dark matter particles with a mass around 100 GeV and with a null result [1], we have started to enlarge the scope of dark matter masses from both the theoretic model and the experimental search sides. For our visible sector, we have many interesting states of ordinary matter ranging from diluted gas to a dense neutron star. Analogously, it will not be surprising that there are many types of states for dark matter. Under certain circumstance, the majority of dark matter could be in a form of macroscopic state instead of free particle states. The well-known example is the primordial black hole dark matter [2], which has the Schwarzschild radius as its macroscopic size. Another established example the so-called “quark nugget” [3] with around nuclear energy density, which has the constituents of dark matter to be fermionic quarks and the geometrical size of 0.01–10 cm. In this paper, we will focus on another type of macroscopic dark matter with a bosonic constituent or “non-topological soliton” as named in the literature.

For a scalar field with non-linear interactions, it has long been pointed out that there exists a spacially-localized state that can be a solution to the scalar classical equation [4]. The existence and properties of the non-topological soliton as a field-theory object have been studied extensively by T. D. Lee [5] and S. R. Coleman [6] and their collaborators (see Ref. [7] for a review), while its primordial production from early universe physics has also been worked out in Refs. [8–10]. In supersymmetrical models, Q-balls (the soliton states and named by Coleman), built of squarks and sleptons have also been proposed as a potential dark matter candidate [11–13]. With a conserved global internal symmetry, the non-topological soliton is an extended object with the lowest value of the energy for a fixed conserved charge, and therefore is stable at quantum level. The non-topological soliton is simply different from topological solitons, which has a quantized charge related to the algebraic geometry. For instance, a nucleon can be regarded as a topological soliton state of pions or Skyrmion because of $\pi_3[SU(2)] = \mathcal{Z}$ [14].

After some preparation of soliton basics, we want to point out the main observation of this paper: in the simple Higgs-portal complex scalar dark matter model, a non-topological soliton state exists for dark matter and could be the lowest energy state per dark matter number. For such a simple dark matter model, the dark matter could be in the macroscopic soliton state with a very large dark matter number, which we will refer as dark matter balls (DMBs). One possible mechanism to produce dark matter soliton states from early-universe dynamics could come from the first-order phase transition of electroweak (EW) symmetry, which can be naturally realized based on the quantum-corrected Higgs potential from the complex dark matter particle loop. Below the EW phase transition temperature, the EW symmetry-breaking bubbles grow and push the dark matter number to be in front of the bubble wall. After a few bubbles meet each other and coalesce, the dark matter number is enclosed in a small region and is still in the high-temperature EW-unbroken phase. Based on our later estimation and assuming some initial dark matter-antimatter asymmetry, we have found that the dark matter number is mainly stored in the soliton or DMB state instead of free dark matter particle state.

One interesting feature of DMBs based on the Higgs-portal dark matter model is the interplay

between the Higgs potential and dark matter field strength. For a positive quartic interaction of the two fields, a large complex scalar dark matter field inside the DMB provides an effective positive mass for the Higgs field and prefers the Higgs field to sit at zero or a negligible value. So, the dark matter state could be a *Electroweak Symmetric DM Ball* (EWS-DMB) in sense that the electroweak symmetry is unbroken inside DMBs. This particular feature of DMB also means that the interaction of DMB with ordinary matter is relative large. From our later detailed calculations, we have found that the scattering cross section of DMBs off a nucleon or nucleus saturates to the geometrical cross section, when a DMB has a large radius.

Our observation could dramatically change the experimental search strategy for dark matter: instead of searching for the single-hit scattering event with a small recoil energy in a location deep underground, one could search for multi-hit scattering events at a location not necessarily underground. In consequence, neutrino-oriented experiments with a large size detector become suitable for this type of macroscopic dark matter. Or, searching for tracks in an ancient mineral like Mica may also discover this type of DMBs because of its very long, billion-year, exposure time. We will also discuss various search strategies for EWS-DMB.

The paper is organized as follows. We first work out the properties of soliton states with and without the dark matter bare mass and self-quartic interaction in Section 2. In Section 3, we study the early-universe productions of DMBs based on the first-order electroweak phase transition and obtain the characteristic charge, mass and radius for DMBs. We then calculate the scattering cross sections of DMBs with Standard Model (SM) particles in Section 4. The detection of DMBs in various experiments will be discussed in Section 5. We summarize our results in Section 6. Furthermore, we have also included four Appendixes: the calculation of the number of DMB nucleation sites in Appendix A, the calculation of the binding energy of bound states of EWS-DMBs and ordinary matter in Appendix B, the calculation of the bound states in a Higgs potential well in Appendix C and a simple example of scattering against a heavy object in Appendix D.

2 Soliton States in a Higgs-Portal Dark Matter Scenario

In the Higgs-portal dark matter scenario with a complex scalar particle Φ ,¹ the most general renormalizable Lagrangian preserving a $U(1)_\Phi$ symmetry is

$$\mathcal{L} = \partial_\mu \Phi^\dagger \partial^\mu \Phi + \partial_\mu H^\dagger \partial^\mu H - \lambda_h \left(H^\dagger H - \frac{v^2}{2} \right)^2 - \lambda_{\phi h} \Phi^\dagger \Phi H^\dagger H - m_{\phi,0}^2 \Phi^\dagger \Phi - \lambda_\phi (\Phi^\dagger \Phi)^2. \quad (1)$$

The $U(1)_\Phi$ symmetry ensures that the elementary Φ quanta are stable, and therefore a DM candidate. This is one of the simplest extension of the SM to include dark matter. For reasons that will become clear in the following, we will focus on the region of parameter space with $\lambda_{\phi h} > 0$ and $m_{\phi,0}^2 \geq 0$, so that the physical Φ mass squared is never negative, even in the

¹Although we will not do so here, one could consider the fermionic case. Due to the Pauli exclusion principle, it is qualitatively different from the bosonic example that is the focus of this work.

absence of a vacuum expectation value (VEV) for H . We will also take $\lambda_\phi > 0$.² In this case, the global minimum of the tree-level potential breaks the EW symmetry spontaneously: $\langle H \rangle^T = (0, v/\sqrt{2})$ with $v = 246$ GeV, and $\langle \Phi \rangle = 0$. The quartic coupling λ_h is related to the Higgs boson mass $m_h \approx 125$ GeV [15] by $\lambda_h = (m_h/v)^2/2 \approx 0.13$. After electroweak symmetry breaking (EWSB), the free Φ particle mass is

$$m_\phi^2 = \frac{\lambda_{\phi h}}{2} v^2 + m_{\phi,0}^2 . \quad (2)$$

When the bare dark matter mass $m_{\phi,0} = 0$, the Φ particle obtains all of its mass from EWSB and $m_\phi = \sqrt{\lambda_{\phi h}} v/\sqrt{2}$.

We are interested here in non-vacuum field configurations that are nevertheless stable due to the conservation of the charge associated with the global $U(1)_\Phi$ symmetry. In the theory given by Eq. (1), the existence and properties of such solutions were worked out in [5] (assuming $m_{\phi,0} = 0$ and $\lambda_\phi = 0$), thus providing an example of a “non-topological soliton” (for a review, see [7]). We will briefly review how these solutions arise and their salient features. We start with the case $m_{\phi,0} = 0$ and $\lambda_\phi = 0$, to establish that such DM solitons exist even in this minimal case, which depends on a single free parameter, $\lambda_{\phi h}$. This will also highlight the crucial role played by this coupling. In a second stage we will include the effects of the remaining two free parameters, $m_{\phi,0}$ and λ_ϕ , which can affect the qualitative properties of the soliton solutions. We will describe the relevant features in Section 2.2.

The DM solitons are characterized by a non-vanishing charge

$$Q = i \int d^3x (\Phi^\dagger \partial_t \Phi - \Phi \partial_t \Phi^\dagger) = \omega \int d^3x \phi^2 , \quad (3)$$

which is obtained from the time-dependence $\Phi(x) = e^{-i\omega t} \phi(\vec{x})/\sqrt{2}$, with $\phi(\vec{x})$ real. We will focus on spherically symmetric solitons (that have the lowest energy) with $\phi(\vec{x}) = \phi(r)$ and $H^T = (0, h(r)/\sqrt{2})$, obeying the classical equations of motion

$$\phi''(r) + \frac{2}{r} \phi'(r) + \left[\omega^2 - \frac{1}{2} \lambda_{\phi h} h(r)^2 \right] \phi(r) = 0 , \quad (4)$$

$$h''(r) + \frac{2}{r} h'(r) + \left[\frac{m_h^2}{2} - \lambda_h h(r)^2 - \frac{1}{2} \lambda_{\phi h} \phi(r)^2 \right] h(r) = 0 , \quad (5)$$

and subject to the boundary conditions $\phi'(0) = h'(0) = 0$, $\phi(\infty) = 0$ and $h(\infty) = v$.

In order to develop an intuition it is useful to write down an approximate description by neglecting the Higgs derivatives in Eq. (5). The motivation is that often the Higgs profile is nearly vanishing inside the DM soliton and takes the (almost) constant value v outside, approximating a step function. Thus, apart from the relatively small transition region, the neglect of the spatial derivatives can be justified a posteriori, thus permitting an effective description in terms of a

²Furthermore, we restrict ourselves to the perturbative regime $\lambda_{\phi h} \ll 4\pi$ and $\lambda_\phi \ll 16\pi^2$.

single degree of freedom.³ Eq. (5) then shows that one can have configurations obeying

$$h^2 \approx \begin{cases} \frac{m_h^2}{2\lambda_h} - \frac{\lambda_{\phi h}}{2\lambda_h} \phi^2 & \text{for } \lambda_{\phi h} \phi^2 < m_h^2, \\ 0 & \text{for } \lambda_{\phi h} \phi^2 > m_h^2. \end{cases} \quad (6)$$

Inserting Eq. (6) into Eq. (4) one gets

$$\phi'' + \frac{2}{r} \phi' + U'_{\text{eff}}(\phi) \approx 0, \quad (7)$$

where the effective potential is obtained by using Eq. (6) in (minus) the potential terms of Eq. (1), but including the terms coming from the time derivatives:

$$-V_{\omega}(h, \phi) \equiv \frac{1}{2} \omega^2 \phi^2 - \frac{1}{4} \lambda_h (h^2 - v^2)^2 - \frac{1}{4} \lambda_{\phi h} \phi^2 h^2 - V_{\Phi}(\phi), \quad (8)$$

giving

$$U_{\text{eff}}(\phi) = -V_{\Phi}(\phi) + \begin{cases} \frac{1}{2} \left(\omega^2 - \frac{\lambda_{\phi h} m_h^2}{4 \lambda_h} \right) \phi^2 + \frac{\lambda_{\phi h}^2}{16 \lambda_h} \phi^4 & \text{for } \lambda_{\phi h} \phi^2 < m_h^2, \\ \frac{1}{2} \omega^2 \phi^2 - \frac{m_h^4}{16 \lambda_h} & \text{for } \lambda_{\phi h} \phi^2 > m_h^2. \end{cases} \quad (9)$$

For later use, we reintroduced here the pure ϕ -dependent terms

$$V_{\Phi}(\phi) = \frac{1}{2} m_{\phi,0}^2 \phi^2 + \frac{1}{4} \lambda_{\phi} \phi^4, \quad (10)$$

although for the time being we are setting them to zero. We then see that at large ϕ values, U_{eff} increases quadratically with ϕ . Importantly, the origin is unstable provided

$$\omega^2 < \frac{\lambda_{\phi h} m_h^2}{4 \lambda_h} + m_{\phi,0}^2 = m_{\phi}^2, \quad (11)$$

where we again wrote the $m_{\phi,0}^2$ dependence for later reference. As we will see, the small ω limit corresponds to large charge Q . Assuming Eq. (11), one can see that there is a solution that starting “at rest” (using an effective 1-particle mechanics in 1D language, with time evolution parametrized by r) at $\phi(r=0) = \phi_0$, rolls down the effective potential towards the hill at $\phi = 0$, loosing in the process energy due to the effective friction term in Eq. (7). It is clear that by adjusting ϕ_0 , it is always possible to arrange for this motion to stop at $\phi(r=\infty) = 0$. One can also see that since $U_{\text{eff}}(\phi=0) = 0$, one must have $U_{\text{eff}}(\phi_0) > 0$. At the saturation point of Eq. (11), the term in braces in $U_{\text{eff}}(\phi)$ evaluated at the matching point $\lambda_{\phi h} \phi^2 = m_h^2$ takes

³When the transition region is not small, the approximation can deviate by order one from the exact solution, but the qualitative features remain the same. We will also show numerical solutions that solve the full system of Eqs. (4) and (5).

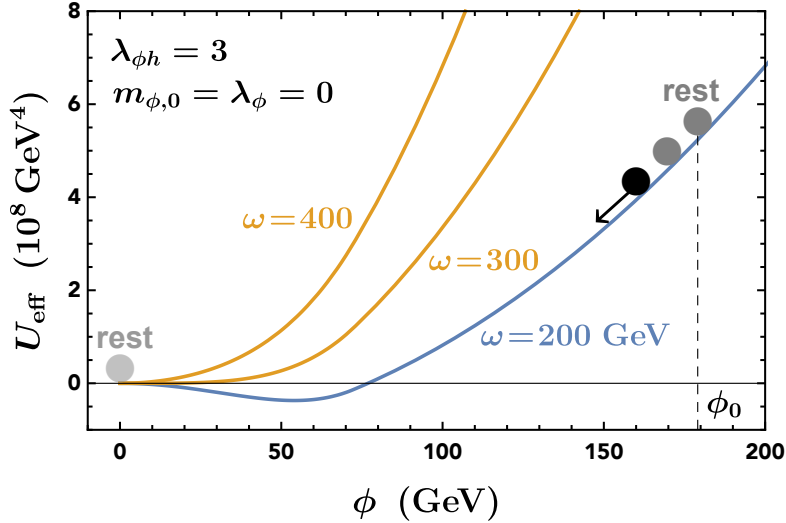


Figure 1: Examples of the effective potential defined in Eq. (9) as a function of ϕ for different values of ω . It describes the 1-particle mechanics in 1D analogue, with a friction term, as given in Eq. (7). The particle starts at rest at $\phi = \phi_0$ (for $r = 0$) and comes to rest at $\phi = 0$ (for $r \rightarrow \infty$). For the $\omega = 200$ GeV case one has $\phi_0 \approx 179$ GeV.

the positive value $m_h^4/(16\lambda_h^2)$. Thus, for $\omega^2 \lesssim \lambda_{\phi h} m_h^2/(4\lambda_h)$ it is possible to find solutions fully contained in the region $\lambda_{\phi h} \phi^2 < m_h^2$. Such solutions can have a non-negligible h inside the core of the DM soliton, and typically require a more careful analysis that takes into account the h derivatives that have been neglected in the effective description. However, when ω is very small, ϕ_0 must be such that $\lambda_{\phi h} \phi_0^2 > m_h^2$ to satisfy $U_{\text{eff}}(\phi_0) > 0$. Translated into the behavior for h this corresponds to situations with (nearly) vanishing h inside the core of the DM soliton. We will therefore sometimes refer to such solutions as *Electroweak Symmetric DM Balls* (EWS-DMBs), or DMBs for short. The associated h -profile typically resembles the step-like profile captured by the effective description.

We show in Fig. 1 the effective potential, U_{eff} , taking $\lambda_{\phi h} = 3$ and $m_{\phi,0} = \lambda_{\phi} = 0$, for several values of ω . The threshold value defined by the saturation of the inequality (11) is about 301 GeV, and we show an example in its vicinity. Together with the $\omega = 200$ GeV case, it gives rise to DM solitons with a sizable Higgs VEV inside the core. (As we will see, for $\omega = 100$ GeV one obtains solutions displaying a core with a small Higgs VEV, i.e. an EWS-DMB.) Finally, the $\omega = 400$ GeV case does not satisfy Eq. (11) and leads to oscillating solutions that tend slowly to zero as $r \rightarrow \infty$, and are therefore not localized. These do not belong in the class of solitonic solutions.

From the previous discussion, we also see that for DMB solutions one must have the scaling

$$\phi_0 \sim \frac{1}{\omega}. \quad (12)$$

The size of the DMBs can be easily estimated as follows: setting $h = 0$ in Eq. (4), as is

appropriate inside the soliton, leads to

$$\phi(r) \approx \phi_0 \frac{\sin(\omega r)}{\omega r}. \quad (13)$$

This function has an infinite number of zeros, each of which corresponds to a solution. We will focus on the solution associated with the first zero, which has the lowest energy. Near this first zero, h turns on leading quickly to the asymptotic value $\phi \rightarrow 0$ as $r \rightarrow \infty$ (the excited solutions arise in a similar manner, but with additional nodes). The size of the transition, i.e. the thickness of the surface boundary separating the EW breaking and EW preserving phases is of order π/v . We therefore see that the size of the lightest DMB, denoted by R_{\oplus} , is about

$$R_{\oplus} \approx \frac{\pi}{\omega}. \quad (14)$$

Inserting the approximate solution (13) in Eq. (3), together with Eq. (12), one finds

$$\begin{aligned} Q &\approx 4\pi\omega\phi_0^2 \int_0^{R_{\oplus}} r^2 dr \frac{\sin^2(\omega r)}{(\omega r)^2} \\ &\approx \frac{2\pi^2\phi_0^2}{\omega^2} \sim \frac{1}{\omega^4}. \end{aligned} \quad (15)$$

As stated earlier, small ω maps into large Q . We also see that in this limit, we have the scaling

$$Q \sim R_{\oplus}^4. \quad (16)$$

With this qualitative understanding, let us now consider some examples of the full solutions to Eqs. (4) and (5).

2.1 Solutions to the Classical Equations of Motion

It is possible to obtain numerical solutions to the system (4) and (5) and the specified boundary conditions by the “shooting method”. This depends on two variables: $\phi(0) = \phi_0$ and $h(0) = h_0$. The first derivatives vanish, which provides the four initial conditions to uniquely specify the solution. In practice, one starts at a small r_0 to avoid the singular point at the origin. One can then adjust ϕ_0 and h_0 to obtain the solution that obeys $\phi(\infty) = 0$ and $h(\infty) = v$. In practice one takes $r = \infty$ to mean an r_{\max} large enough that the neglected part can be seen to be numerically close to the desired solution. This procedure can be followed for any fixed set of Lagrangian parameters, and fixed ω . For a given model, one is interested in scanning over ω , i.e. in obtaining soliton solutions of different charge Q .

We show in the left panel of Fig. 2 the ϕ (blue) and h (orange) profiles for three different charges, in the model defined by $\lambda_{\phi h} = 3$ and $m_{\phi,0} = \lambda_{\phi} = 0$. The choice of $\lambda_{\phi h} = 3$ is motivated by the mechanism of formation of such DM solitons, to be described later, but the features discussed in this section are similar for any $\lambda_{\phi h}$ of order one. The $Q = 20.3$ case (flatter, dashed

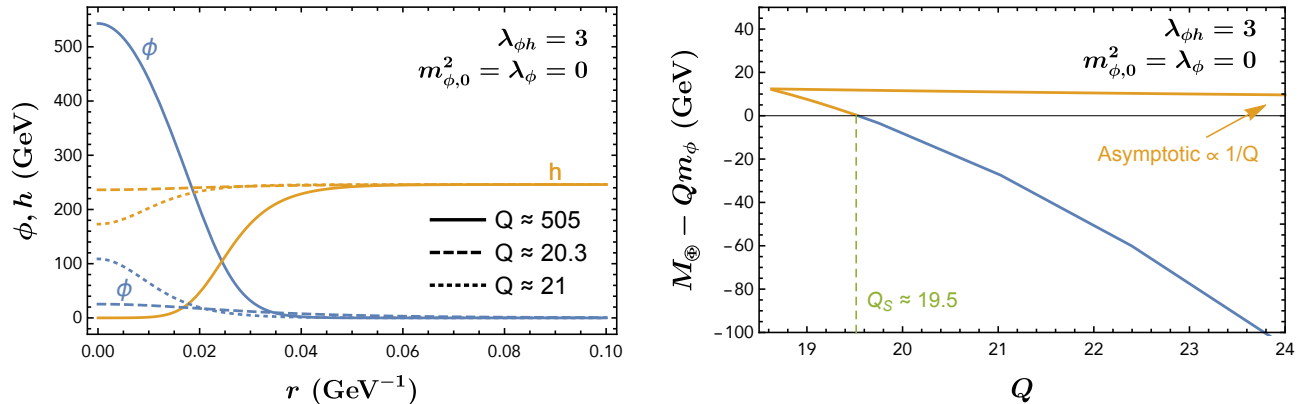


Figure 2: Left panel: profiles for DM solitons for three different charges, $Q \approx 505$, $Q \approx 20.3$ and $Q \approx 21$. The $Q \approx 20.3$ case (dashed lines) corresponds to $\omega = 300$ GeV, close to the threshold value $\omega_{\text{th}} = m_{\phi} \approx 301$ GeV that allows such types of configurations, as determined from Eq. (11). This solution is quantum mechanically unstable against decay into Q free particle states. The $Q = 21$ case ($\omega = 280$ GeV), although having a similar charge, is stable. The $Q \approx 505$ case (solid lines) corresponds to $\omega = 110$ GeV. The size of this DMB, as estimated from Eq. (14), is $R_{\odot} \approx 0.03$ GeV^{-1} , which is reasonable from the figure. Right panel: difference between the DM soliton mass, M_{\odot} , and the energy of Q free Φ particles of mass $m_{\phi} \approx 301$ GeV, for $\lambda_{\phi h} = 3$, as a function of the charge Q (low Q region). The orange branch corresponds to soliton solutions that are unstable against decay into such non-bound free Q -particle states. The blue branch is stable. For the model shown, the boundary between the two branches is at $Q_S \approx 19.5$, corresponding to $\omega_S \approx 286$ GeV. This is the smallest charge for a stable DM soliton.

profiles) corresponds to a choice of ω close to the threshold value $\omega_{\text{th}} = m_{\phi}$ defined by the saturation of the inequality (11). One can see that it is very close to the vacuum solution. There is a second solution with a similar charge with $Q = 21$ that displays a better defined core. As we will explain next, the former solution is unstable against decay into Q free elementary Φ quanta, while the latter is a stable DM soliton. The third example has a larger charge $Q \approx 505$, corresponding to a smaller $\omega = 110$ GeV. It shows a clear core with a small Higgs VEV and a large value for ϕ . This DM soliton would fall in the category of EWS-DMBs defined above. Although the transition in the Higgs profile from zero to v is comparable to the core, one can see that the ϕ profile is reasonably well described by the approximate solution (13) (for $r \lesssim R_{\odot}$). Indeed, for $\omega = 110$ GeV, Eq. (14) gives $R_{\odot} \approx 0.03$ GeV^{-1} , in good agreement with what is seen in the figure. Obtaining full numerical solutions with larger cores is challenging, as the solutions are sensitive to an exponentially small h_0 . Such solutions can nevertheless be easily obtained in the framework of the effective description. We will also use the effective description to discuss the effects of the two additional parameters, $m_{\phi,0}$ and λ_{ϕ} .

Before turning to the general case, we consider the mass of the DM soliton. In the mean field approximation we are using, this can be obtained by computing the classical energy of the

configuration:

$$M_{\otimes} = 4\pi \int_0^\infty dr r^2 \left\{ \frac{1}{2} \omega^2 \phi^2 + \frac{1}{2} (\phi')^2 + \frac{1}{2} (h')^2 + V_H(h) + \frac{1}{4} \lambda_{\phi h} h^2 \phi^2 + V_\Phi(\phi) \right\}, \quad (17)$$

where $V_H(h)$ is the SM Higgs potential and $V_\Phi(\phi)$ was defined in Eq. (10). Here, ϕ' and h' are derivatives with respect to r . Note that localized field configurations cannot have a well-defined energy: although the mean energy in the rest frame is given by M_{\otimes} , there are quantum mechanical fluctuations in the 3-momentum. Such effects can be taken into account by a proper separation between the collective center of mass coordinates and the vibrational modes. This can be achieved by defining appropriate coherent states followed by a projection onto zero-momentum eigenstates [16]. We will ignore such corrections and use M_{\otimes} above as a proxy for the soliton mass, since the above precision is sufficient for our purposes.

We show in the right panel of Fig. 2 the mass of the lightest DM soliton as a function of Q .⁴ One can distinguish two branches as one increases ω from small values up to $\omega_{\text{th}} = m_\phi$ where the DM soliton solutions cease to exist. The charge decreases monotonically down to a minimum value (~ 17.9 in the figure), then increases rapidly again and diverges as $\omega \rightarrow m_\phi$. It can be shown that all such DM soliton solutions are stable against small classical fluctuations [5]. It is, however, important to compare the DM soliton mass against the energy of Q free elementary Φ quanta. We plot the difference $M_{\otimes} - Qm_\phi$, which shows that there are two branches to be distinguished. The first branch (orange) is unstable against quantum mechanical decay into Q free particle states. The second branch (blue) is forbidden from decaying by a combination of energetic considerations and the conservation of the Q charge. In fact, they correspond to stable quantum mechanical states. This defines a Q_S that separates the two types of solutions. For the model parameters used in the figure, one finds $Q_S \approx 19.5$ (corresponding to $\omega_S = 286$ GeV). Thus, the $Q \approx 20.3$ profiles in the left panel of the figure correspond to an unstable soliton, while the $Q \approx 21$ and $Q \approx 505$ cases correspond to stable DM solitons.

In order to establish the scaling of M_{\otimes} with Q , let us focus on DMBs by assuming that the h field vanishes inside the core. Then ϕ is given by Eq. (13) for $r < R_{\otimes} \approx \pi/\omega$ (and zero for $r > R_{\otimes}$). Neglecting the surface tension contributions from h (i.e. setting $h' = 0$ everywhere), one has from Eq. (17):

$$M_{\otimes} \approx \frac{\pi^4 m_h^4}{12 \lambda_h \omega^3} + Q \omega, \quad (18)$$

where we exchanged ϕ_0 for Q using Eq. (15). We are interested in the lowest energy solution for fixed Q . Minimizing against the dynamical variable ω , we find that the minimum is at

$$M_{\otimes} \approx \frac{2\sqrt{2}\pi}{3 \lambda_h^{1/4}} Q^{3/4} m_h. \quad (19)$$

⁴We show here the low Q region of a scan over ω , obtained by solving the EOM numerically, as described above. However, for the (almost) horizontal (orange) part of the curve we use instead the first order approximation (for $\omega \approx \omega_c$) derived in [5]: $M_{\otimes} - Qm_\phi = (2\pi^2 M_2^2 m_h^8)/(\lambda_h^2 m_\phi^7 Q) + \mathcal{O}(Q^{-3})$ where the moment M_2 is calculable and gives $M_2 \approx 0.75$. The reason is that in this region the excited states are split by small energy differences (that tend to zero as $Q \rightarrow \infty$ on this branch), and it is difficult to isolate the ground state numerically.

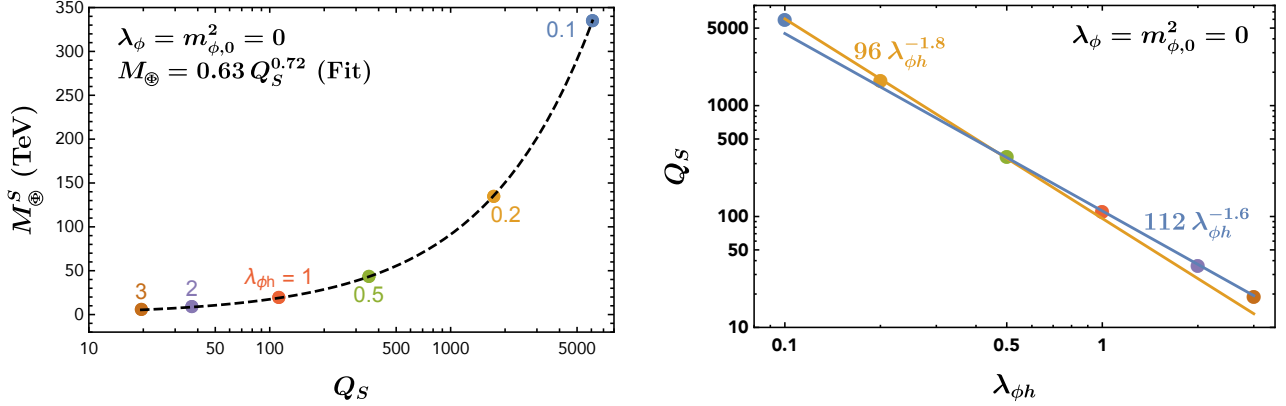


Figure 3: Left panel: the DMB mass with the critical charge Q_S to have a stable DMB for different values of $\lambda_{\phi h}$. Right panel: the critical charge Q_S for several values of $\lambda_{\phi h}$ and a simple power-law fit. It is assumed that $\lambda_\phi = m_{\phi,0}^2 = 0$.

Thus, together with the results of the previous section, we have that for DMBs in the case that $\lambda_\phi = 0$, the following scaling laws between the charge, the size, and the mass of the DMB apply ⁵

$$Q \sim R_\oplus^4, \quad M_\oplus \sim Q^{3/4} \sim R_\oplus^3. \quad (20)$$

These scaling laws hold for DM solitons with a large Q . In the low Q region displayed in the right panel of Fig. 2 somewhat different relations are obeyed, that can only be found by a more detailed numerical analysis.

We focus on the stability point associated with the charge Q_S that delimits the stable/unstable soliton configurations. In the left panel of Fig. 3 we show the corresponding DM soliton mass, M_\oplus^S , as a function of Q_S , as we vary $\lambda_{\phi h}$ in the range $[0.1, 3]$. The simulated models are well fitted by ⁶

$$M_\oplus^S = 0.63 \times Q_S^{0.72} \text{ TeV}. \quad (21)$$

This is a parametric relation across models as we vary $\lambda_{\phi h}$. The parametric dependence for $Q_S(\lambda_{\phi h})$ is shown in the right panel of Fig. 3, and can be reproduced by a broken power law in this range, as shown in the figure. From the information in both panels one can get $M_\oplus^S(\lambda_{\phi h})$. One can similarly consider the radius for such a minimum charge DM soliton, which is well described by

$$R_\oplus^S = 0.004 \times Q_S^{0.25} \text{ GeV}^{-1}. \quad (22)$$

Thus, the typical radii for such charges are of order $R \sim \text{few } 10^{-2} \text{ GeV}^{-1} \sim 10^{-3} \text{ fm}$, while the masses are in the tens of TeV and above region. These scales arise from the weak scale due

⁵We will see in the next section that $m_{\phi,0}^2$ by itself does not change these scaling relations.

⁶If one uses Eq. (19) to determine Q_S , even though it is not meant to hold for the lowest charges corresponding to DM solitons that are not DMBs, one can estimate $Q_S \sim 512\pi^4 m_h^2 / (81\lambda_{\phi h}^2 v^2)$. This gives a reasonable order of magnitude estimate for Q_S , working better for larger $\lambda_{\phi h}$.

to charge enhancements, qualitatively similar to the scaling laws discussed above, but not as simple. Based on these plots we can estimate the energy density associated with the DM soliton configuration to be of order

$$\rho = \frac{M_{\oplus}}{(4\pi/3)R_{\oplus}^3} \sim (100 \text{ GeV})^4 . \quad (23)$$

To the extent that the scaling laws given in Eq. (20) connect the low Q and high Q cases, we expect the same estimate to hold for very large Q DMBs.

2.2 Effects of the Dark Matter Bare Mass and Self-Quartic Interaction

We now comment on the effects of the remaining two parameters of the model, $m_{\phi,0}^2$ and λ_{ϕ} . Within the context of the effective potential description defined in Eq. (9), one can see that

1. The bare mass $m_{\phi,0}^2$ can be easily included by defining an effective $\bar{\omega}^2 \equiv \omega^2 - m_{\phi,0}^2$ in the effective potential and associated EOM. One must only remember that when computing observables such as the mass of the DM soliton via Eq. (17), it is the orthogonal combination $\omega^2 + m_{\phi,0}^2$ that appears. Similarly, the charge Q is proportional to ω , and the combination $\bar{\omega}$ enters only through ϕ . With the solutions for the $m_{\phi,0}^2 = 0$ case at hand this can be easily taken into account.
2. The quartic self-interaction λ_{ϕ} has a more significant effect: it changes the large ϕ behavior of the effective potential from the quadratic one used in the previous section, turning it down to reach an asymptotic behavior $-\frac{1}{4}\lambda_{\phi}\phi^4$ (for $\lambda_{\phi} > 0$) (see the left panel of Fig. 4). This creates a maximum in the potential at some ϕ_{max} . The soliton solutions must therefore satisfy $\phi_0 < \phi_{\text{max}}$, since for $\phi_0 > \phi_{\text{max}}$ the solutions would run down the hill in the wrong direction and not be bounded. This is the scenario considered for Q -balls in Ref. [6], and we know that stable solitonic configurations exist in this case.

The first point could mean that even for ultraheavy elementary Φ particles that receive only a small contribution to their mass from EWSB, it could be possible to have solitonic configurations related to the weak scale, i.e. sustaining an EW symmetric “vacuum” in a finite region of space, inside the normal EW breaking vacuum.

Let us now describe some of the consequences of the quartic coupling λ_{ϕ} , assuming for simplicity that we are interested in DM solitons with a large charge Q , such that they fall in the class of EWS-DMBs. In this case, the maximum of the effective potential described in point 2 above lies in the region $\lambda_{\phi h} \phi^2 > m_h^2$, where according to Eq. (9),

$$U_{\text{eff}} = \frac{1}{2}\bar{\omega}^2\phi^2 - \frac{1}{4}\lambda_{\phi}\phi^4 - \frac{m_h^4}{16\lambda_h} . \quad (24)$$

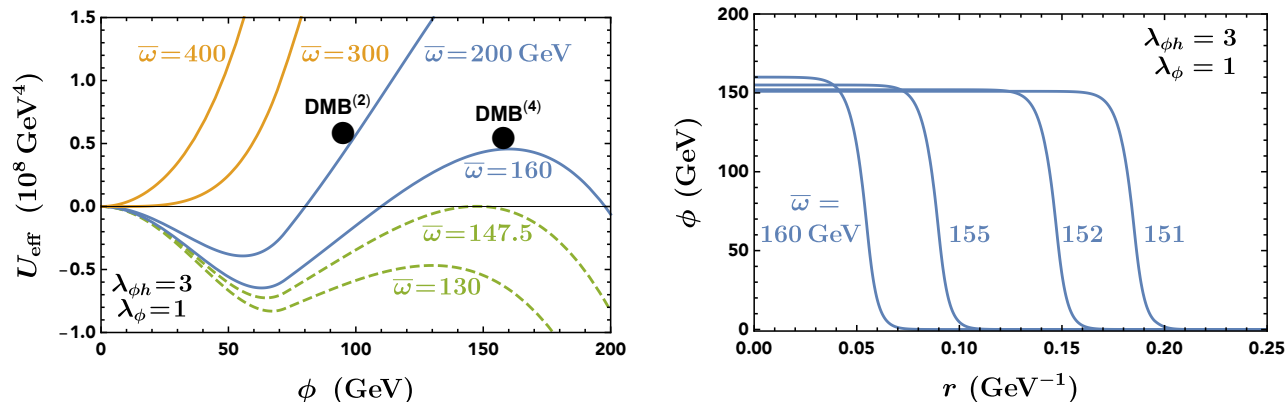


Figure 4: Left panel: similar to Fig. 1 for the effective potential as a function of ϕ , but including the Φ bare mass and quartic self-interactions. For $\lambda_{\phi h} = 3$ and $\lambda_{\phi} = 1$, only the range $147.5 \text{ GeV} < \bar{\omega} < 301 \text{ GeV}$ allows for DM solitons. The particles marked as $\text{DMB}^{(2)}$ and $\text{DMB}^{(4)}$ are meant to *illustrate* the two classes of DMBs that can appear in this system (see footnote 7). Right panel: DM soliton profiles for several values of $\bar{\omega}$ near $\bar{\omega}_c \approx 147.5 \text{ GeV}$, taking $\lambda_{\phi h} = 3$, $\lambda_{\phi} = 1$. The plateau approaches $\phi \approx \phi_{\text{max}} \approx 147.5 \text{ GeV}$ as $\bar{\omega}$ approaches $\bar{\omega}_c$. The transition in the approximate Higgs profile, Eq. (6) is expected to also occur near $r = R_{\oplus}$, where R_{\oplus} is the size of the DM soliton, as read from the figure.

This determines $\phi_{\text{max}} = \bar{\omega} / \sqrt{\lambda_{\phi}}$ and $U_{\text{eff}}^{\text{max}} = \bar{\omega}^4 / (4\lambda_{\phi}) - m_h^4 / (16\lambda_h)$. Since $U_{\text{eff}}(\phi = 0) = 0$, one must have $U_{\text{eff}}^{\text{max}} > 0$, which defines a critical frequency

$$\bar{\omega}_c = \left(\frac{\lambda_{\phi}}{4\lambda_h} \right)^{1/4} m_h, \quad (25)$$

such that soliton solutions must obey $\bar{\omega} > \bar{\omega}_c$. The condition (11) must also be imposed, so that the origin be a maximum as opposed to a minimum, as discussed in the previous section. Thus, in the presence of λ_{ϕ} , ω is bounded by non-zero values both from below and above. In the left panel of Fig. 4, we show the effective potential as a function of ϕ for several choices of $\bar{\omega}$ and fixed $\lambda_{\phi h} = 3$ and $\lambda_{\phi} = 1$. Only when $\bar{\omega} \in (147.5, 301) \text{ GeV}$ one finds trajectories where the effective particle, starting at an appropriate ϕ_0 , comes to rest at $\phi = 0$ at $r = \infty$, with an exponential approach, so that it effectively reaches the second hill in a finite r . These are the finite energy, finite Q , DM solitons. We also indicate a categorization of two distinct classes of DM solitons in terms of the initial conditions in the particle mechanics analogue. The “quadratic DM solitons”, discussed in the previous section, are denoted by $\text{DMB}^{(2)}$ in the figure. Those for which the quartic Φ self-interaction plays an essential role, as we are discussing in this section, are denoted by $\text{DMB}^{(4)}$, i.e. we will refer to them sometimes as “quartic DMBs”.⁷

Although the allowed range of $\bar{\omega}$ is limited, soliton solutions with arbitrarily large charges exist. These occur for $\bar{\omega}$ close to $\bar{\omega}_c$, and are obtained by making the volume large, as they

⁷Unlike in Fig. 1, this is only to illustrate the concept. In particular, as was shown in that figure, the $\text{DMB}^{(2)}$ should start higher on the $\bar{\omega} = 200 \text{ GeV}$ curve than the region shown in Fig. 4, where the quartic effects become more important. For sufficiently small λ_{ϕ} both types of DMBs can coexist.

display a uniform charge density. Thus, such balls behave like aggregates of Φ matter [6]. We show in the right panel of Fig. 4 the numerical solutions obtained within the effective potential approach, for $\lambda_{\phi h} = 3$, $\lambda_\phi = 1$, and for several values of $\bar{\omega}$ near $\bar{\omega}_c \approx 147.5$ GeV, as obtained from Eq. (25). One can see that as $\bar{\omega}$ approaches $\bar{\omega}_c$, the size of the soliton increases, and the profiles resemble a step-function, much more than when the quartic coupling is absent or negligible. This can be easily understood from the particle mechanics analogy: one starts at rest near the top of the potential maximum at ϕ_{\max} , and slowly picks up speed for a long “time” r , generating a nearly constant inner core. At some point enough speed is attained and the particle falls down the potential in a short time, decelerates rapidly as it approaches the local maximum at the origin, and eventually comes to rest there. We can therefore use a simple step function profile for ϕ to estimate quantities of interest, where for concreteness we can take the size of the ϕ profile as the R_\otimes such that $\phi(R_\otimes) = \phi_{\max}/2$. In the limit of $\bar{\omega} - \bar{\omega}_c \ll \bar{\omega}_c$, the DMB radius shows a simple scaling as $R_\otimes \propto 1/(\bar{\omega} - \bar{\omega}_c)$, which can be seen in the right panel of Fig. 4. For $\lambda_{\phi h} = 3$ and $\lambda_\phi = 1$, the overall coefficient can be fitted from the numerical results: $R_\otimes \approx 0.66/(\bar{\omega} - \bar{\omega}_c)$.

The Higgs profile also takes a step-like form, with

$$h \approx \begin{cases} v & \text{for } \lambda_{\phi h} \phi^2 < m_h^2, \\ 0 & \text{for } \lambda_{\phi h} \phi^2 > m_h^2. \end{cases} \quad (26)$$

The Higgs profile “size” is determined by the R_h such that $\phi(R_h) = m_h/\sqrt{\lambda_{\phi h}}$, which we have assumed is smaller than ϕ_{\max} . Taking the ratio of the two ϕ values that define these radii, we have

$$\frac{\phi(R_\otimes)}{\phi(R_h)} = \frac{1}{2} \left(\frac{\lambda_{\phi h}}{\lambda_\phi} \right)^{1/2} \frac{\bar{\omega}}{m_h} \approx \left(\frac{\lambda_{\phi h}^2}{64\lambda_h\lambda_\phi} \right)^{1/4}, \quad (27)$$

where in the second relation we assumed $\bar{\omega} \approx \bar{\omega}_c$. For order one couplings $\lambda_{\phi h}$ and λ_ϕ , the ratio is of order one, so that the two radii can be identified: $R \equiv R_h \sim R_\otimes$. When λ_ϕ is small, there can be some difference between the two radii. However, one expects at least a 1-loop size of order $\lambda_\phi^{1-\text{loop}} \sim \lambda_{\phi h}^2/(16\pi^2)$, so that the above ratio of VEVs is not expected to be greater than $(2\pi^2)^{1/4} \sim 2$, and therefore the two radii should be close enough to be identified as in the case of order one couplings.

The charge of the DM soliton, Eq. (3), in the case $\bar{\omega} \approx \bar{\omega}_c$, is then approximately given by

$$Q \approx \left(\frac{4\pi}{3} R_\otimes^3 \right) \omega_c \phi_{\max}^2 = \frac{4\pi}{3} \frac{1}{\lambda_\phi} \omega_c \bar{\omega}_c^2 R_\otimes^3. \quad (28)$$

The soliton mass, Eq. (17), neglecting the h surface tension contributions, is given here by

$$\begin{aligned} M_\otimes &\approx 4\pi \int_0^{R_\otimes} dr r^2 \left\{ \frac{1}{2} \omega_c^2 \phi_{\max}^2 + V_H(0) + V_\Phi(\phi_{\max}) \right\} \\ &= \left(\frac{4\pi}{3} R_\otimes^3 \right) \left\{ \frac{1}{2} (\omega_c^2 + m_{\phi,0}^2) \phi_{\max}^2 + \frac{\bar{\omega}_c^4}{4\lambda_\phi} + \frac{1}{4} \lambda_\phi \phi_{\max}^4 \right\} \\ &= Q \omega_c, \end{aligned} \quad (29)$$

where we used $V_H(0) = m_h^4/(16\lambda_h) = \bar{\omega}_c^4/(4\lambda_\phi)$ due to the condition $U_{\text{eff}}^{\text{max}} = 0$ at $\bar{\omega} = \bar{\omega}_c$. Compared to the energy, $Q m_\phi$, of Q free quanta, each of mass m_ϕ as given in Eq. (2), we have

$$\frac{M_{\oplus}}{Q m_\phi} = \left(\frac{m_{\phi,0}^2 + \sqrt{\lambda_\phi} m_h^2 / \sqrt{4\lambda_h}}{m_{\phi,0}^2 + \lambda_{\phi h} m_h^2 / (4\lambda_h)} \right)^{1/2}. \quad (30)$$

We see that the above ratio is less than one when

$$\frac{\sqrt{\lambda_\phi \lambda_h}}{\lambda_{\phi h}} < \frac{1}{2} \quad \text{i.e.} \quad \frac{\sqrt{\lambda_\phi}}{\lambda_{\phi h}} < 1.4. \quad (31)$$

For instance, if $\lambda_\phi \sim \lambda_\phi^{1-\text{loop}} \sim \lambda_{\phi h}^2 / (16\pi^2)$, this is always satisfied. The DM soliton is then the *lowest energy per dark number* state, and stable.

We also see that for large Q , large R_{\oplus} DMBs in the presence of a $\lambda_\phi \neq 0$, which have $\omega \approx \omega_c$, one has the following scaling laws between the DMB's charge, size and mass:

$$Q \sim R_{\oplus}^3, \quad M_{\oplus} \sim Q \sim R_{\oplus}^3. \quad (32)$$

Thus while in both types of DMBs we have discussed, M_{\oplus} scales with volume, they can carry very different charges. The formation mechanism for such aggregates of charges will determine the type of DMBs one would expect. We discuss these issues next.

3 Early Universe Production of DMBs

Depending on the early-universe history, there could be several possible ways to produce DMBs, in this section we concentrate a simple mechanism based on first-order phase transition. Especially, with the extension of the singlet scalar of the SM Higgs potential, the electroweak symmetry breaking is naturally a first-order one. Furthermore, the typical dark matter number in one DMB depends whether there is an asymmetry in dark matter and antimatter or not. For simplicity, we just assume that the dark matter asymmetry is given by some ultra-violet physics and have the production mechanism similar to the ‘‘quark nugget’’ in Ref. [3].

3.1 First-Order Electroweak Phase Transition

The tree level scalar potential is given by $V_{\omega=0}(h, \phi)$ in Eq. (8), setting $\omega = 0$. The form of this potential is equivalent to one obtained by addition to the SM Higgs potential of two real scalar singlets, corresponding to the real and imaginary parts of Φ . In the early universe, at very high temperature, the global minimum occurs at the electroweak symmetry preserving point $(\langle h \rangle, \langle \phi \rangle) = (0, 0)$. As the universe cools down, the global minimum happens at an EWSB vacua with $(\langle h \rangle, \langle \phi \rangle) = (v, 0)$. Depending on the coupling $\lambda_{\phi h}$, one can have a ‘‘one-step’’ phase transition where the phase transition occurs purely along the Higgs direction.

To study the electroweak phase transition (EWPT), we consider the effective finite-temperature potential $V_{\text{eff}}(h, T)$ where h is the real component of the SM Higgs doublet, $H^T = (0, h/\sqrt{2})$ and T is temperature [17–25]

$$V_{\text{eff}}(h, T) \equiv V_{\text{tree}}(h) + \sum_i V_{\text{CW}} [m_i^2(h)] + \sum_i V_{\text{T}} [m_i^2(h) + \Pi_i, T] , \quad (33)$$

where Π_i is thermal masses (or Debye masses) (see its formulas in [24] for instance). The first term $V_{\text{tree}}(h) = \lambda_h(h^2 - v^2)^2/4$ is the tree-level SM Higgs potential. The second term V_{CW} is the one-loop contribution to the zero-temperature effective potential, also known as Coleman-Weinberg potential [26]. Using the on-shell renormalization scheme in the Landau gauge, it is given by [21]

$$\sum_i V_{\text{CW}} [m_i^2(h)] = \sum_i (-1)^{F_i} \frac{g_i}{64\pi^2} \left[m_i^4(h) \left(\log \frac{m_i^2(h)}{m_i^2(v)} - \frac{3}{2} \right) + 2 m_i^2(h) m_i^2(v) \right] , \quad (34)$$

where g_i is the degree of freedom for each particle, $F_i = 1(0)$ for fermions(bosons), $m_i(h)$ are masses in the presence of a background Higgs field with $i = t, W, Z, h, \Phi$ and ignoring lighter fermions. The finite-temperature correction term has

$$\sum_i V_{\text{T}} [m_i^2(h) + \Pi_i, T] = \sum_i (-1)^{F_i} \frac{g_i T^4}{2\pi^2} \int_0^\infty dx x^2 \log \left[1 \mp e^{-\sqrt{x^2 + (m_i^2(\phi) + \Pi_i)/T^2}} \right] , \quad (35)$$

where the integral with “ $-/+$ ” sign denotes the thermal bosonic/fermionic function.

Before we provide the parameter space for first-order phase transition, we want to note that requiring the ordinary electroweak vacuum with $\langle h \rangle = v = 246$ GeV as the global vacuum at $T = 0$ or $V_{\text{eff}}(v, 0) < V_{\text{eff}}(0, 0)$ sets a constraint on the coupling $\lambda_{\phi h}$ and the bare mass $m_{\phi,0}$ [27]. When $m_{\phi,0} = 0$, this requires

$$\lambda_{\phi h} \lesssim \frac{4\sqrt{2}\pi m_h}{v} \approx 9.0 . \quad (36)$$

The two-loop effective potential could slightly change this numerical number. For the range of $0 \leq m_{\phi,0} \leq 200$ GeV, the upper bound on $\lambda_{\phi h}$ varies from 9.0 to 10.0. Therefore, in our numerical calculation for the parameter space of phase transition, we will restrict ourselves to this allowed range.

In the left panel of Fig. 5, we show the first-order phase transition temperature as a function of $\lambda_{\phi h}$ for different bare mass $m_{\phi,0} = \{0, 100, 200\}$ GeV. In each curve, we also separate it into two regions with the strong first-order phase transition region in blue with $v(T_c)/T_c \geq 0.6$ [28] and the weak first-order phase transition region in red with $v(T_c)/T_c < 0.6$. For $m_{\phi,0} = 0$ GeV, the first-order phase transition happens for $\lambda_{\phi h} \gtrsim 2$, while the strong first-order phase transition happens for $\lambda_{\phi h} \gtrsim 2.6$. As $\lambda_{\phi h}$ increases but below the upper bound in (36), the phase transition temperature decreases. For the benchmark point with $\lambda_{\phi h} = 3$, the phase transition temperature has $T_c \approx 134$ GeV. In the right panel of Fig. 5, we show the ratio of the T_c -dependent EWSB

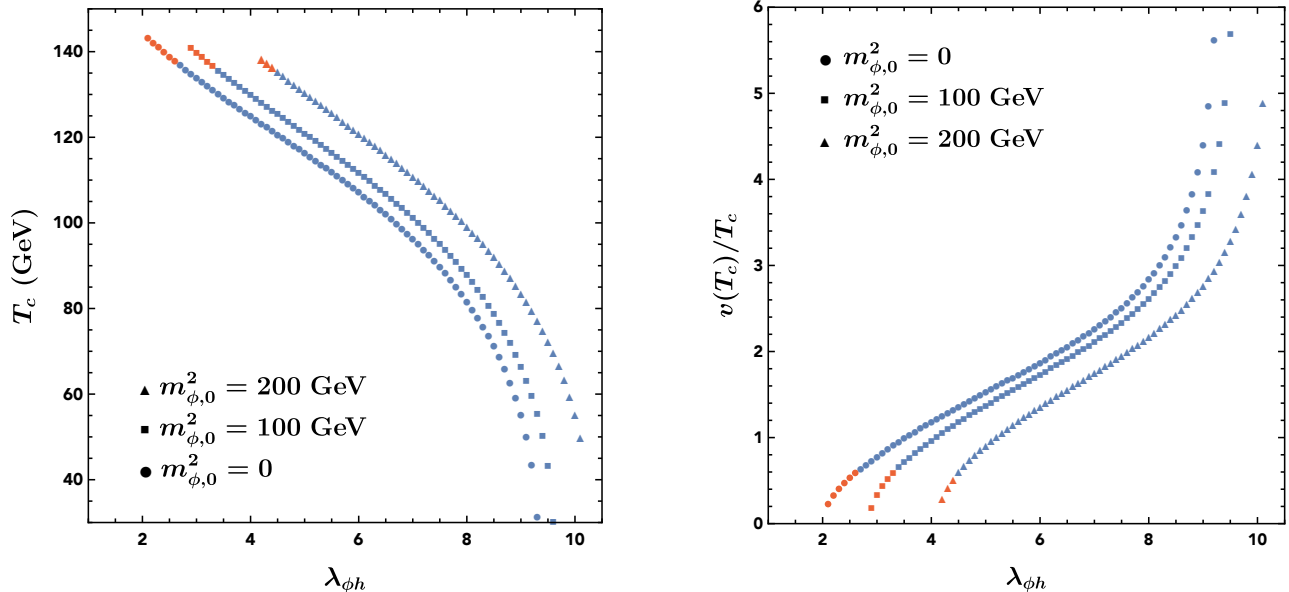


Figure 5: Left panel: T_c as a function of $\lambda_{\phi h}$ for different values of $m_{\phi,0}$. Right panel: Strength of EWPT, $v(T_c)/T_c$ as a function of $\lambda_{\phi h}$. In both plots the red points correspond to $v(T_c)/T_c < 0.6$ or a weak first-order phase transition, while the blue points are for $v(T_c)/T_c > 0.6$ or a strong first-order phase transition, which we call strong EWPT. The ratio $v(T_c)/T_c$ grows very rapidly as $\lambda_{\phi h}$ approaches around 9 for $m_{\phi,0} = 0$.

VEV $v(T_c)$ over T_c as a function of $\lambda_{\phi h}$. Again, the strong(weak) first-order phase transition region is denoted in blue(red) color. As the coupling $\lambda_{\phi h}$ increases, the ratio of $v(T_c)/T_c$ increases. We also note that for both plots, the Φ self-interaction quartic coupling λ_ϕ does not play a role for the one-step phase transition evaluated at the one-loop level.

3.2 Formation of DMBs from First-Order Phase Transition

We discuss now how DMBs might be formed during the EWPT in the early universe. As we will see, the formation of the DMBs requires the transition to be a strong first-order. We will also discuss their expected average properties such as charge, mass and size.

For the purpose of this section, we assume that some high-scale physics, analogous to leptogenesis, has already generated a Q asymmetry, that we will call DM number,⁸ with a yield $Y_\Phi \equiv n_\Phi/s$, which we treat as a UV-dependent free parameter. Here, the entropy density is $s = (2\pi^2/45)g_{*S}T^3$, with g_{*S} being the effective number of relativistic degrees of freedom. As a reference point, the SM baryon number asymmetry is measured to be $Y_B \simeq 10^{-10}$ [29]. It would be interesting if there was a common origin for Y_Φ and Y_B , in which case one would

⁸To emphasize its connection to DM, we will sometimes refer to the Q charge of a state as *DM number*. When dealing with free fundamental Φ quanta, this is the difference between Φ -particles and Φ -antiparticles. It applies more generally to extended classical field configurations with no well-defined number of particles.

expect $Y_\Phi \sim Y_B$, at least if the generation occurs at the same time. Realizing such a scenario would require additional model assumptions. However, one should note that the presence of the complex scalar can already lead a strong first-order EWPT, which is one of the conditions for EW baryogenesis. Thus, one may be able to build a model to also generate the DM number asymmetry within the framework of EW baryogenesis, which we will not explore in this paper.

We organize the analysis in three stages for conceptual clarity:

1. The “snowplow” stage, taking place around T_c , when the EWSB nucleation process happens. We will argue that a large fraction of the DM number ends up in the unbroken phase, as opposed to the true vacuum (broken) phase.
2. The second stage is delimited by the formation of DMBs from the DM number stored inside regions of unbroken phase.
3. Subsequent to the DMB formation, the free DM number gets rid of its symmetric component, leaving behind the asymmetric yield Y_Φ .

We will argue that up until the freeze-out temperature T_F of the free Φ particles in the broken phase, DM number continues being accumulated inside the DMBs. The end result is that the amount of DM number stored in elementary Φ quanta is exponentially suppressed.

We start with the snowplow stage. Just below the EWPT temperature $T_c \sim 130$ GeV, the EWSB (true vacuum) bubbles start to pop up, and grow when they surpass a critical size. During the bubble nucleation process, one immediate question is whether the DM number stays mainly in the unbroken or broken phases. To address this, we first give a simple kinetic argument, assuming that $m_{\phi,0}^2 = 0$ (or that it can be neglected).⁹ At leading order, the answer involves the Φ particle mass $m_\phi(T) \approx \sqrt{\lambda_{\phi h}/2} v(T)$, the phase transition temperature, T_c , and the bubble wall speed β_w (or the corresponding boost factor $\gamma_w = 1/\sqrt{1 - \beta_w^2}$). It is convenient to work in the bubble wall’s rest frame, which sees a stream of Φ particles moving in the \hat{z} direction (this is just the direction of expansion of the bubble wall in the plasma frame). From energy conservation, the condition for a Φ particle to remain in the unbroken phase, where it is massless, is $\hat{p}_z^2 \leq m_{\phi,c}^2$, where $m_{\phi,c} \equiv m_\phi(T_c)$. Here the hat denotes that \hat{p}_z is the momentum of the particle in the wall’s rest frame. Boosting this condition back to the plasma frame, we arrive at

$$(\beta_w \gamma_w E + \gamma_w p_z)^2 \leq m_{\phi,c}^2 . \tag{37}$$

For a non-relativistic wall speed, $\beta_w \ll 1$, this condition simplifies to $p_z^2 \leq m_{\phi,c}^2$. Using the Bose-Einstein statistics distribution, the average momentum is $\langle p_z^2 \rangle = \langle p^2 \rangle / 3 = [4\zeta(5)/\zeta(3)] T_c^2 \approx$

⁹For large $m_{\phi,0}^2$, such that the Φ particles are non-relativistic already at T_c in the unbroken phase, taking into account the conserved DM number is more involved. Considerations analogous to the ones detailed in this section would allow to determine how much of the DM number ends up in the broken versus unbroken phases. However, this would be relevant only in the presence of additional physics that would account for the first-order phase transition, since the small abundance of Φ particles would have a negligible effect on the finite-temperature Higgs effective potential. Thus, we do not consider this case, and focus on $0 \leq m_{\phi,0}^2 \leq (200 \text{ GeV})^2$, as discussed in Section 3.1. Note however, that Eqs. (37) and (38) remain unchanged in the presence of an arbitrary $m_{\phi,0}^2$.

$3.5 T_c^2$. So for the bubble wall to “snowplow” the DM number into the unbroken phase one needs

$$\lambda_{\phi h} \geq \frac{8\zeta(5)}{\zeta(3)} \frac{T_c^2}{v(T_c)^2} \approx 7.0 \times \frac{T_c^2}{v(T_c)^2}. \quad (38)$$

From the relation between $\lambda_{\phi h}$ and $v(T_c)/T_c$ shown in the right panel of Fig. 5, one can infer that one needs a modestly large value of $\lambda_{\phi h} \gtrsim 4$ so that most of the DM number stays in the unbroken phase.

Instead of kinematic arguments, one can also provide an estimation based on chemical equilibrium considerations. Here the condition of chemical equilibrium, $\mu_{\Phi}^{(h)} = \mu_{\Phi}^{(l)}$, allows to estimate the ratio of DM number in the high-temperature, “h”, and low-temperature, “l”, phases. In both phases and not far below T_c , one has $\mu_{\Phi}/T \ll 1$ (small asymmetry, see footnote 9). For a relativistic gas of elementary Φ particles, one has at T

$$n_{\Phi}^{(h)} \approx \frac{1}{3} \mu_{\Phi}^{(h)} T^2, \quad (39)$$

where $n_{\Phi} = n_{\Phi} - n_{\Phi^\dagger}$, while for non-relativistic Φ particles¹⁰

$$n_{\Phi}^{(l)} \approx \left(\frac{2\mu_{\Phi}^{(l)}}{T} \right) \left(\frac{T m_{\phi}(T)}{2\pi} \right)^{3/2} e^{-m_{\phi}(T)/T}. \quad (40)$$

Thus, when in chemical equilibrium,

$$r \equiv \frac{n_{\Phi}^{(l)}}{n_{\Phi}^{(h)}} \approx 6 \left(\frac{m_{\phi}(T)}{2\pi T} \right)^{3/2} e^{-m_{\phi}(T)/T}. \quad (41)$$

For a heavy elementary Φ particle, r is suppressed. In the case that $m_{\phi,0}^2 = 0$, and assuming that the inequality (38) is saturated, one has $m_{\phi,c}/T_c \approx 1.86$, and $r \approx 0.15$. However, the chemical equilibrium between inside and outside of the DMB could be kept until a lower temperature, T_F . This is because the free Φ and Φ^\dagger can be absorbed by the DMBs or a large binding energy can be released when free Φ and Φ^\dagger particles enter DMBs.

The relevant process is $\textcircled{\Phi}_Q + \Phi \leftrightarrow \textcircled{\Phi}_{Q+1} + X$ with X denoting SM particles. We first note that when the temperature is above the “binding energy”, $E_{\text{bind}}(T) \equiv m_{\phi}(T) - \omega(T)$ [with $\omega(T)$ as the temperature-dependent energy per charge for the soliton state], both forward and backward processes are efficient. The chemical equilibrium between DMB and free Φ state is reached. As $T < E_{\text{bind}}(T)$, the free Φ can be absorbed by the DMBs, but not the other way. The freeze-out temperature, T_F , for $\textcircled{\Phi}_Q + \Phi \rightarrow \textcircled{\Phi}_{Q+1} + X$, is anticipated to be satisfy $T_F < E_{\text{bind}}(T_F)$. The free Φ particle absorbing rate by DMBs is estimated to be

$$\Gamma_{Q+\Phi \rightarrow Q+1} = \langle \sigma v \rangle n_{\textcircled{\Phi}} \simeq 4\pi R_{\textcircled{\Phi}}^2(T) \frac{Y_{\Phi} s}{Q} = 4\pi R_{\textcircled{\Phi}}^2(T) \frac{Y_{\Phi}}{Q} \frac{2\pi^2}{45} g_{*s} T^3, \quad (42)$$

¹⁰This is the case, in particular around T_c , inside the true EWSB vacuum during a sufficiently strong first-order EWPT induced by the $\lambda_{\phi h}$ coupling. Referring to Fig. 5, the non-relativistic limit should hold approximately for $v(T_c)/T_c \gtrsim 1$, and to good accuracy for $v(T_c)/T_c \gtrsim 1.5$.

with the radius of DMB as a function of T . Just below the temperature of the ending of nucleations T_f , the number of DMB, $N_{\text{DMB}}^{\text{Hubble}}$, within one Hubble patch is estimated in Eq. (92). Using it, the averaged radius of DMB is around $R_{\otimes}(T_f) \sim (N_{\text{DMB}}^{\text{Hubble}})^{1/3} d_H$. The inverse Hubble distance is $1/d_H = H(T_f) = \sqrt{\pi^2 g_*/90} T_f^2/M_{\text{P}}$, where the reduced Planck mass $M_{\text{P}} = 2.43 \times 10^{18}$ GeV. As the Universe cools, the radius of DMB also reduces, which requires a more detailed understanding of how DMB evolves at a non-zero temperature and non-zero vacuum pressure. As a simplistic estimation, we assume its radius shrinking velocity is β_w from T_f to the freeze-out temperature T_F . Using the relation $t = 1/(2H)$, we have the radius as a function of temperature as

$$R_{\otimes}(T) \simeq R_{\otimes}(T_f) - \frac{\beta_w}{2} [H(T)^{-1} - H(T_f)^{-1}] . \quad (43)$$

Substituting $R_{\otimes}(T)$ into Eq. (42) and requiring $\Gamma_{Q+\Phi \rightarrow Q+1} \simeq H(T)$, we have the approximate freeze-out temperature as

$$T_F \approx \frac{\beta_w^{1/2}}{\sqrt{2}} \frac{T_f}{(N_{\text{DMB}}^{\text{Hubble}})^{1/6}} , \quad (44)$$

For $\beta_w = 1/\sqrt{3}$, $T_f \approx 133.4$ GeV and $N_{\text{DMB}}^{\text{Hubble}} = 1.0 \times 10^{13}$ for $\lambda_{\phi h} = 3$ from Eq. (92), one has $T_F \approx 0.49$ GeV. One can then substitute T_F into (41) to obtain $r \approx 4.3 \times 10^{-265}$ for $\lambda_{\phi h} = 3$. For sure, our estimation of the freeze-out temperature and the ratio r is a naive one, but the results do suggest that the fraction of dark number in the free Φ particle state can be neglected for the phenomenological purpose.

As the universe cools down, Φ and Φ^\dagger states annihilate into SM particles and leave behind the asymmetric component. If one is allowed to ignore additional DM number shuffling processes from one phase to the other or below the freeze-out temperature T_f , DM in our Universe could be composed of both macroscopic DMBs and microscopic Φ -particle states, if both states are stable. Focusing on quartic DMBs, we saw in Eq. (29) and the subsequent discussion, that the energy per charge of the DMB is given by ω_c , as given in Eq. (25), which is less than the free particle mass, $\omega_c < m_\phi$, for the generic parameter space defined by $\sqrt{\lambda_\phi}/\lambda_{\phi h} < 1.4$ [see Eq. (31)]. Given an asymmetric yield Y_Φ , one can calculate the ratio of the DM and ordinary matter energy densities as

$$\frac{\Omega_\Phi}{\Omega_{\text{B}}} = \frac{[(1-r)\omega_c + r m_\phi] Y_\Phi}{m_p Y_{\text{B}}} \approx \frac{\omega_c Y_\Phi}{m_p Y_{\text{B}}} . \quad (45)$$

To fit the measured value of $\Omega_{\text{DM}}/\Omega_{\text{B}} \approx 5.4$ [29], one needs $\omega_c Y_\Phi \approx 5.4 \times 10^{-10}$ GeV. If the yield Y_Φ is comparable to the ordinary baryon one, the model parameters are then required to satisfy $\omega_c \sim 5.4$ GeV, which is the well-known situation of asymmetric DM models. We note that, to achieve such a small value of ω_c , we need $\lambda_\phi \approx 1.8 \times 10^{-6}$, which is much smaller than its natural lower-limit value of $\mathcal{O}(\lambda_{\phi h}^2/16\pi^2)$ for $\lambda_{\phi h} = \mathcal{O}(1)$. We therefore take $\lambda_\phi \sim 10^{-2}$ and choose $\omega_c \sim 50$ GeV as a benchmark model point, for which one has $Y_\Phi \sim 10^{-11}$.

Having discussed the DM abundance and its rough composition in terms of free elementary Φ particles versus such trapped inside DMBs, we can now estimate the average DM number

in a DMB. Since, as we have argued, we expect most of the DM number to stay in the false EWS vacuum, we will neglect the small contribution inside the EWSB bubbles in the following estimates. Given the DM number density around T_c , the average DM number inside a DMB can be estimated as the ratio of the total number within one Hubble patch over the number of DMBs in one Hubble patch. The total DM number within one Hubble patch has

$$N_{\Phi}^{\text{Hubble}} \approx Y_{\Phi} s d_H^3 \simeq (7.8 \times 10^{37}) \left(\frac{Y_{\Phi}}{10^{-11}} \right) \left(\frac{134 \text{ GeV}}{T_c} \right)^3. \quad (46)$$

Here, we also took $g_{*S} \approx g_* \approx 108.75$. The number of DMBs in one Hubble patch is of the same order of magnitude as the number of EWSB nucleation sites, which is sensitive to the detailed properties of the EW bubbles or the model parameter $\lambda_{\phi h}$. In Appendix A, we have estimated the number of nucleation sites in terms of the model parameter $\lambda_{\phi h}$ [see Eq. (92)]. After some numerical fit, the number of DMBs within one Hubble patch reads

$$N_{\text{DMB}}^{\text{Hubble}} \sim 1.0 \times 10^{13} \times \left(\frac{\lambda_{\phi h}}{3} \right)^{-14}, \quad (47)$$

which captures the dominant dependence on $\lambda_{\phi h}$ (see also Table 1 for numbers for $\lambda_{\phi h}$ from 3 to 7). When $\lambda_{\phi h}$ varies from 3 to 7, we find that $N_{\text{DMB}}^{\text{Hubble}}$ decreases from 1.1×10^{13} to 4.0×10^7 .

Finally, the average DM number in one DMB is estimated to be

$$Q \sim (7.8 \times 10^{24}) \left(\frac{Y_{\Phi}}{10^{-11}} \right) \left(\frac{134 \text{ GeV}}{T_c} \right)^3 \left(\frac{\lambda_{\phi h}}{3} \right)^{14}, \quad (48)$$

with a fitted T_c as a function of $\lambda_{\phi h}$ as $T_c \approx 134.5 \text{ GeV} - 9.3 \text{ GeV} \times (\lambda_{\phi h} - 3)$ [see Eq. (93)]. Multiplying by the energy per charge, ω_c , the average DMB mass is

$$M_{\oplus} \sim (3.9 \times 10^{26} \text{ GeV}) \left(\frac{\omega_c Y_{\Phi}}{5 \times 10^{-10} \text{ GeV}} \right) \left(\frac{134 \text{ GeV}}{T_c} \right)^3 \left(\frac{\lambda_{\phi h}}{3} \right)^{14}. \quad (49)$$

In the range $\lambda_{\phi h} \in [2, 9]$, the average DMB mass ranges from $1.1 \times 10^{24} \text{ GeV}$ to $9.2 \times 10^{33} \text{ GeV}$ or from 1.9 g to $1.6 \times 10^{10} \text{ g}$. In our subsequent phenomenological considerations we will allow for a wider range of DMB masses, and use the first-order phase transition values as guidance. From Eq. (28), which applies to quartic DMBs, we see that the DMB radius scales like $\omega_c^{-1} \lambda_{\phi}^{1/3} Q^{1/3}$, in the limit that $m_{\phi,0}^2 = 0$ (i.e. $\bar{\omega}_c = \omega_c$). Using also Eq. (25), we therefore have

$$\begin{aligned} R_{\oplus} &\approx (0.004 \text{ GeV}^{-1}) \lambda_{\phi}^{1/12} Q^{1/3} \\ &\approx (5.8 \times 10^5 \text{ GeV}^{-1}) \left(\frac{\lambda_{\phi}}{0.013} \right)^{1/12} \left(\frac{Y_{\Phi}}{10^{-11}} \right)^{1/3} \left(\frac{134 \text{ GeV}}{T_c} \right) \left(\frac{\lambda_{\phi h}}{3} \right)^{4.7}. \end{aligned} \quad (50)$$

For the range of $\lambda_{\phi h} \in [2, 9]$, the DMB radius varies from $8.1 \times 10^4 \text{ GeV}^{-1}$ to $1.7 \times 10^8 \text{ GeV}^{-1}$ or from $1.6 \times 10^{-9} \text{ cm}$ to $3.3 \times 10^{-6} \text{ cm}$.

4 Scattering of DMBs with SM Particles

In this section we discuss a number of issues related to the scattering of DMBs. We start with a discussion of bound states of SM particles inside the DMB, as this bears on its scattering cross section, and other possible effects.

4.1 Bound States

We have seen how DMBs sustain a core where the EW symmetry is essentially unbroken, while outside the soliton the usual EWSB vacuum is quickly reached. Such Higgs profiles display a sharp transition of size $\sim 1/v$, separating a much wider EW preserving region from the symmetry-breaking vacuum outside. It acts as a potential well, seen by any SM particle or bound state with a strength dictated by its coupling strength to the Higgs boson. Typically, the Higgs well is invisible only to massless particles like photons (at tree level), as well as neutrinos due to their lightness. We can model this physics as a 3D potential well (i.e. with a sharp transition), and use the intuition from the quantum mechanical treatment of such a problem. However, since elementary particles trapped inside the DMB see essentially no Higgs VEV, they behave like trapped massless states. We will therefore include the kinematic relativistic effects. For the SM fermions and gauge bosons, spin effects are also expected to be important in determining the spectrum of bound states. Although our methods can be generalized in a straightforward manner to include such effects, we will neglect them for simplicity, and aim at getting only a qualitative understanding. Hence, we will be thinking of appropriate scalar particles as proxies for the SM fermions and gauge bosons. Similarly, we will neglect corrections from the possible creation of particle-antiparticle pairs, which would require a significantly more complex quantum field theory treatment. In summary, we are interested here in the Klein-Gordon equation in the presence of a 3D well, in its one-particle interpretation.

We will also be interested in particles, such as hadrons or nuclei, that get most of their mass from sources (QCD dynamics) other than EWSB. Such bound states can be described by a non-relativistic analysis, which can be obtained by taking the non-relativistic limit of the case above.

We describe the appropriate treatment in Appendix C, and invoke here only the main results, which are sufficiently intuitive. In Appendix B we discuss the backreaction of such bound states on the DMB, which is expected to be small due to the large dark matter or Φ number composing a DM soliton with a large Q . This is in spite of the large number of particles that can get bound by the DMB, as we shall discuss.

The structure of the Klein-Gordon equation is identical to the Schrödinger equation in a 3D potential well, with the replacement $E \rightarrow E^2/2m_\chi$ (where m_χ is the mass of the particle in the normal EWSB vacuum), together with an appropriate mapping of the potential (by a constant rescaling). Thus, the solutions are given by spherical Bessel functions inside and outside the DMB, whose matching at the boundary lead to the condition for the spectrum. For example, for particles that get their mass solely from EWSB, one gets for the s -wave states for a DMB

with a radius R

$$-\cot(ER) = \sqrt{\frac{m_\chi^2 - E^2}{E^2}}, \quad (51)$$

which determines the bound state spectrum E_n . The threshold radius to have a bound state can be estimated to be

$$R_{\text{th}} = \frac{\pi}{2} m_\chi^{-1}. \quad (52)$$

Numerically, one has $R_{\text{th}}^t \approx 0.009 \text{ GeV}^{-1}$, $R_{\text{th}}^e \approx 3142 \text{ GeV}^{-1}$, $R_{\text{th}}^\nu \gtrsim 1.6 \times 10^{10} \text{ GeV}^{-1}$ for $m_\nu < 0.1 \text{ eV}$. So, for the DMB radius from first-order phase transition in Eq. (50), neutrinos can not be bounded, but other fermions do have bound states.

For particles that get only part of their mass from EWSB, the s -wave spectrum is determined by

$$-\cot\left(\sqrt{E^2 - m_N^2 + y_{hNN}^2 v^2} R\right) = \sqrt{\frac{m_N^2 - E^2}{E^2 - m_N^2 + y_{hNN}^2 v^2}}, \quad (53)$$

where we denote the mass in the EWSB vacuum by m_N (as for nucleons), and the coupling of the N particle to a single Higgs boson by y_{hNN} (e.g. the nucleon Yukawa coupling). Note that Eq. (51) can be obtained from Eq. (53) by setting $m_N = y_{hNN}v$. Also, if $E \equiv m_N + \Delta E$ with $|\Delta E| \ll m_N$, one can check that Eq. (53) reduces to the non-relativistic result determining the binding energies $|\Delta E_n|$ in the presence of a potential well of depth $V_0 = (y_{hNN}v)^2/2m_N$. The threshold radius to have a bound state for nucleons is

$$R_{\text{th}}^N = \frac{1}{y_{hNN}v} \frac{\pi}{2}, \quad (54)$$

or numerically $R_{\text{th}}^N \approx 5.8 \text{ GeV}^{-1}$. The corresponding threshold radius for a nucleus is even smaller by a factor of $1/A$.

As a first application, consider Eq. (51) in the case of a large DMB with $m_\chi R \gg 1$. The eigenvalues are then close to the poles of the cotangent. In particular, keeping the first order correction, the lowest energy solution is at

$$E_0^\chi \approx \frac{\pi}{R} \left(1 - \frac{1}{m_\chi R}\right). \quad (55)$$

As shown in Appendix B, when backreaction effects can be neglected, the mass of the DMB with a bound state χ as above is given simply by $M_{\oplus}^{(0)} + E_n^\chi$, where $M_{\oplus}^{(0)}$ is the DMB mass in the absence of χ , and E_n^χ is the bound spectrum as described above. So, for the particles satisfying $m_\chi R \gg 1$, the bound state masses for different species are still ordered in their SM relations or $E_0^t > E_0^b > E_0^c$ for instance. On the other hand, the mass spectrum is very degenerate, which may kinematically forbid some SM decaying channels. The energy balance for a process

$A \rightarrow B + C + \dots$ can be described simply in terms of the bound state spectrum. For example, for the SM process $t \rightarrow W^+ b$, assuming all the particles are bound to the DMB in the ground state, and using Eq. (55), one can easily see that this decay channel is kinematically forbidden in the limit of $m_b R \gg 1$. However, the top quark in DMB could still decay into light fermions via three-body processes like $t \rightarrow e^+ \nu_e d$ for $m_e R, m_d R \ll 1$ and no bound states for electron, neutrinos and down quark.

Consider now a nucleon. Here, for $y_{hNN} v R \gg 1$, the binding energy for the lowest energy state is determined by the vanishing of the denominator on the r.h.s. of Eq. (53), $E_{N,0}^{\text{bind}} \approx \sqrt{m_N^2 - y_{hNN}^2 v^2} - m_N \approx -0.04 m_N$ and around 38 MeV numerically.¹¹ Hence the nuclei can be safely treated in the nonrelativistic limit. Compared to the typical electron binding energies which are of order m_e (at least if R is large enough for the potential well to sustain several bound states), the typical nucleon binding energies are larger, but only by a factor of order $0.04 m_N / m_e \approx 80$. Let us compare the proton versus neutron cases. Using $m_p = 938.27$ MeV and $m_n = 939.56$ MeV [30], together with $y_{hpp} = 1.12 \times 10^{-3}$ and $y_{hnn} = 1.14 \times 10^{-3}$ [31], we get

$$\sqrt{m_p^2 - y_{hpp}^2 v^2} - \sqrt{m_n^2 - y_{hnn}^2 v^2} \approx 0.17 \text{ MeV} . \quad (56)$$

Thus, the neutron is slightly more deeply bound and “lighter” than the proton inside a DMB. This reflects the fact that inside the DMB the quarks are massless, and the fact that $m_d > m_u$ in the normal vacuum gives a positive contribution to $m_n - m_p$ (that dominates over the negative electromagnetic contribution) is absent inside the soliton. Hence, the proton is “heavier” than the neutron when bound to a DMB. This means, in particular, that for such bound states, we can have the process

$$p \rightarrow n + e^+ + \nu_e , \quad (57)$$

with the neutrino escaping the DMB and the positron bounded inside DMB.¹² Thus, trapped protons tend to decay into neutrons, in analogy to a neutron star.

One can reason along similar lines to address other processes involving particles bound to a DMB. One should keep in mind that, in general, a DMB can be expected to be a complicated object carrying with it a cloud of different types of particles. Finally, we also note that there are many bound states in a DMB with a large R . The maximum number of angular momentum for the bound states has $l_{\text{max}} \sim R/R_{\text{th}}$, i.e. roughly when the order of the spherical Bessel function passes the number of cycles that the $l = 0$ Bessel function can fit in the size R . Thus, we can put an upper bound on the number of orbital states as $(R/R_{\text{th}})^3$ or more explicitly

$$N_{\text{orbital}} \sim \frac{1}{4} \left(\frac{R}{R_{\text{th}}} \right)^3 . \quad (58)$$

¹¹Although the expression for $E_{N,0}^{\text{bind}}$ we have quoted is only approximate, one can check that it reproduces the correct difference in binding energies between the proton and neutron bound states by solving Eq. (53) for the ground states numerically.

¹²We are assuming here that QCD is in its standard chirally broken phase, an issue that requires analysis. Notice also that in this case the W gauge boson receives a contribution to its mass, unrelated to the Higgs, which for simplicity we have ignored in Eq. (56).

One should keep in mind that the above estimates do not take into account the strong and electromagnetic interactions between these particles. Using a benchmark $R = 2 \times 10^4 \text{ GeV}^{-1}$, the number of states for various states have $N_{\text{orbital}}^t \sim 10^{18}$, $N_{\text{orbital}}^N \sim 10^{10}$ and $N_{\text{orbital}}^e \sim 10^2$.

If all the nucleon states are occupied, we estimate a nucleon density of about $10^{10}/(4\pi R^3/3) \sim (100 \text{ MeV})^3$, which corresponds to an inter-nucleon distance of about 2 fm, a density of the order of the nuclear density [as seen from Eq. (58), this is independent of R]. The total contribution to the DMB mass due to these nucleons is about $10^{10} m_N \approx 10^{10} \text{ GeV}$, where the small binding energy per nucleon is neglected. The captured nuclear matter gives a negligible contribution to the DMB mass, which is dominated by the ϕ and h contributions.

4.2 Scattering Off a Nucleon or Nucleus

After the previous cursory description of bound states of SM particles in a DMB, we turn to the question of DMB scattering from normal matter such as nucleons or nuclei.

The first observation is that DMBs are expected to be heavy compared to the target particles. For instance, Figs. 2 and 3 show examples with masses in the multi-TeV range and above,¹³ and we will actually discuss much heavier objects like in (49), as expected from our discussion on how they can be produced. This means that one can analyze the scattering problem treating the DMB as an infinitely heavy object generating a fixed Higgs background field, while treating the nucleon or nucleus as a light particle scattering against such a fixed potential—a *quantum mechanics scattering problem*. We describe the procedure in Appendix D, in the context of a simple toy model. Since the typical velocities involved if the DMBs are gravitationally bound to our galaxy are of order $10^{-3} c$, one is safely in the non-relativistic regime. As discussed previously, we can further model the Higgs background as a 3D potential well.

As is familiar from the non-relativistic quantum mechanical treatment of scattering processes, the scattering cross section can be affected significantly when bound states are available. In the present context, the presence of bound states depends on the size of the DMB, with a threshold radius $R_{\text{th}} \sim (y_{hNN} v)^{-1}$ that depends on the scattering particle (normal vacuum) mass m_N (as discussed in Appendix C). When the DMB is small enough so as to not allow for bound states, one can treat the problem in the Born approximation (and safely in the $q = 0$ limit). For DMBs with a large charge, on the other hand, they are large enough to contain a very large number of bound states. In such a situation a partial wave analysis is more appropriate. We will describe the partial wave analysis in some generality first, as the Born approximation case can be understood as an appropriate limit of the partial wave result.

4.2.1 Partial Wave Analysis

As explained above and in Appendix C our problem is mapped into the corresponding non-relativistic problem by a simple reinterpretation of certain quantities. In particular, for a partial wave l in the 3D potential well we are using, the spectrum is determined by matching the

¹³In particular, the DM solitons discussed in this work cannot be lighter than the weak scale.

logarithmic derivatives at $r = R$, and takes exactly the form of the non-relativistic result:

$$K \frac{j'_l(KR)}{j_l(KR)} = k \frac{j'_l(kR) \cos \delta_l + n'_l(kR) \sin \delta_l}{j_l(kR) \cos \delta_l + n_l(kR) \sin \delta_l}, \quad (59)$$

where j_l and n_l are spherical Bessel functions of the first and second kind respectively, and δ_l is the scattering phase shift for the l -th partial wave. The only difference is in the interpretation of the wavevectors k (outer region) and K (inner region). For particles that get their mass only from EWSB, such as an electron, they are given by

$$K = |E|, \quad (60)$$

$$k = \sqrt{E^2 - m^2}, \quad (61)$$

where m is the mass of the particle in the normal EWSB vacuum. For particles like nucleons that get contributions to their mass from sources other than EWSB, they are given by

$$K = \sqrt{E^2 - m_N^2 + y_{hNN}^2 v^2}, \quad (62)$$

$$k = \sqrt{E^2 - m_N^2}, \quad (63)$$

where m_N is the mass in the normal vacuum, and y_{hNN} is their coupling to a single Higgs (e.g. a Yukawa interaction).

The cross section is given by

$$\sigma = \sum_{l=0}^{\infty} \frac{4\pi(2l+1)}{k^2} \sin^2 \delta_l. \quad (64)$$

For given parameters, it is straightforward to obtain numerically $\sin \delta_l$ from Eq. (59), and do it up to large enough l that the sum in Eq. (64) is observed to converge.

In the left panel of Fig. 6 we show the result for scattering against a nucleon, as a function of the DMB radius R . We plot the cross section, as computed from Eqs. (62), (63) and (64), summing up to $l = 100$, where we have checked that the sum has been saturated in the range of R shown. We use $m_N = 938.9$ MeV and $y_{hNN} = 1.1 \times 10^{-3}$, and assume a typical DMB scattering momentum of $k = 10^{-3} m_N$. We see that, as a function of R , the cross section displays a complicated resonant structure. For small DMBs with $R < 1$ GeV $^{-1}$, as those shown in Figs. 2 and 4, the cross section is suppressed. This is the regime where it can be computed in the Born approximation, as will be discussed in the next subsection. Well above the most prominent resonances, it displays a ‘‘hard ball’’ behavior that drops from $\sigma = 4\pi R^2$ to $\sigma = 2\pi R^2$, although with some additional small scale resonant structures. These are large DMBs that are of phenomenological interest given our previous considerations on their production.

In the right panel of Fig. 6 and summing up to $l = 100(900)$ for nucleon(oxygen), we show the cross section for DMB scattering against a nucleon or an oxygen nucleus,¹⁴ for a benchmark

¹⁴Here we use $m_O \approx A m_N$ and $y_{hOO} \approx A y_{hNN}$, with the atomic number $A = 16$.

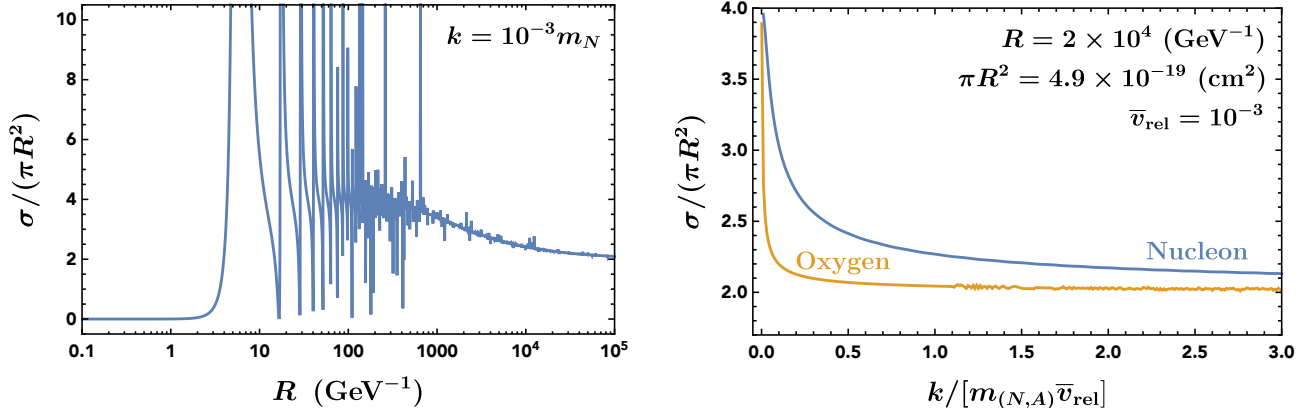


Figure 6: Left panel: DMB scattering against nucleons, as a function of the DMB radius and for a typical momentum at the Earth’s position. Right panel: DMB scattering cross section against a nucleon or an oxygen nucleus, as a function of the scattering momentum. We take a benchmark DMB with radius $R = 2 \times 10^4 \text{ GeV}^{-1} \approx 0.04 \text{ \AA}$ and average relative velocity $\bar{v}_{\text{rel}} = 10^{-3}$.

DMB of radius $R = 2 \times 10^4 \text{ GeV}^{-1} \approx 0.04 \text{ \AA}$, which corresponds to a geometrical cross section of $\pi R^2 \approx 4.9 \times 10^{-19} \text{ cm}^2$. One can see that the cross sections follow roughly a “hard ball” behavior. For a smaller radius (for instance $R = 6000 \text{ GeV}^{-1}$), there exists also a superimposed resonant structure. We note, however, that the detailed structure is rather sensitive to the coupling of nucleons to the Higgs. One should keep this in mind, as we have made approximations and neglected physical effects such as spin or other relativistic effects that can affect the spectrum of bound states. Nevertheless, we learn that for such large DMBs, the cross section is expected to be between 2 and 4 times the geometric cross section. This holds, in particular, whether the scattering is off a nucleon or a much heavier nucleus.

Our considerations in this section depend only on the DMB radius. However, the charge and mass of the DMB for this radius depend on the type of DMB. For instance, for DMBs sustained with $\lambda_\phi = 0$ (quadratic DMBs), which obey the scaling laws of Eq. (20), one has for $R = 2 \times 10^4 \text{ GeV}^{-1}$

$$Q \approx 1.2 \times 10^{26}, \quad M_{\oplus} \approx 2.6 \times 10^{22} \text{ GeV} \approx 0.05 \text{ g}. \quad (65)$$

For a DMB sustained by the quartic self interaction $\lambda_\phi = 10^{-2}$ [see paragraph after Eq. (45)], one finds from Eqs. (25) and (28),

$$Q \approx 3.2 \times 10^{20}, \quad M_{\oplus} \approx 1.6 \times 10^{22} \text{ GeV} \approx 0.03 \text{ g}. \quad (66)$$

We see that their masses are comparable, as expected from the fact that in both cases the mass scales with volume, and the underlying scales involved are just the weak scale times functions of couplings taken to be of order one. Only the associated charges are significantly different. From our discussion in Section 2.2 we expect that the second case is more likely (i.e. the quartic instead of the quadratic DMBs).

4.2.2 Born Limit

Let us now turn to the Born limit, applicable for small enough DMBs that do not sustain any bound states (for the given target particle). We will see that in this case one can compute in more detail the scattering cross section, without assuming a 3D well model. It also addresses directly the constraints on DMBs with masses not exceedingly above the weak scale.

In the presence of the nontrivial Higgs background induced by the DMB, a particle approaching this region sees a potential

$$V(r) = y [h(r) - v] , \quad (67)$$

where we choose that $V(r) \rightarrow 0$ as $r \rightarrow \infty$, and y is the coupling of the scattering particle to the Higgs (e.g. y_{hNN} for nucleons). In the first Born approximation the scattering amplitude is given by

$$f(E, \theta) = -\frac{2m}{q} \int_0^\infty dr r \sin(qr) V(r) , \quad (68)$$

where m is the reduced mass of the system and $q = |\vec{q}|$ is the momentum transfer. For the case at hand, the range of the Higgs potential well is much shorter than the length scales that can be probed by the typical $q \sim 10^{-3}m$. We can therefore set $q = 0$, and compute Eq. (68) numerically for the Higgs profiles found as described in Section 2.

We have computed the DMB-nucleon scattering cross sections for a number of models with different $\lambda_{\phi h}$ and different DMB charges (see Section 2.1). Depending on the value of $\lambda_{\phi h}$, these span DMB masses from about 5 – 500 TeV.¹⁵ We find that the cross sections for this range of masses are well described by the relation

$$\sigma_{\oplus N}(M) = 8.2 \times 10^{-42} \left(\frac{M}{\text{TeV}} \right)^{2.1} \text{ cm}^2 , \quad (69)$$

where we have considered all the models together as they all fall reasonably close to the above parametrization. Comparing to the Xenon1T bound [1], which in this region can be parametrized as

$$\sigma^{\text{SI}}(M) \lesssim 1.2 \times 10^{-45} \left(\frac{M}{\text{TeV}} \right) \text{ cm}^2 , \quad (70)$$

we see *i*) that at the lowest masses of order several TeV, $\sigma_{\oplus N}$ is already excluded by direct detection searches, and *ii*) that $\sigma_{\oplus N}$ increases with mass faster than the linear growth in Eq. (70). We note that the models considered above all have a vanishing bare mass $m_{\phi,0} = 0$ (and $\lambda_\phi = 0$). Increasing the value of $m_{\phi,0}$ does not qualitatively relax the constraint. For quartic DMBs, where λ_ϕ is important, the DMBs have a large radius and a large geometric nucleon scattering cross section, much larger than those captured by the Born approximation above.

¹⁵The precise range covered in our scan of models depends on $\lambda_{\phi h}$. For instance, the lightest stable solutions are shown in Fig. 3.

Hence, all the models at low masses are excluded by direct detection constraints up to the experimental reach (about 2.8×10^{18} GeV for Xenon1T and 1.4×10^{21} GeV for BOREXINO), and we do not consider them in further detail. Our focus is instead in the large DMB mass limit.

5 DMB Detection

Before we discuss the detection of DMB, we want to briefly discuss the collider search for Higgs-portal dark matter. For the dark matter particle mass is below one half of the Higgs boson, or $m_\phi < m_h/2$, the Higgs boson can decay into two dark matter particles and has additional invisible decay branching ratio [32]. For the DMB formation scenario from first-order phase transition, the coupling $\lambda_{\phi h}$ is needed to be above around 2, such that the dark matter particle mass m_ϕ is heavier than the Higgs boson mass. For this case, the collider constraints from the LHC are dramatically reduced because of the three-body production phase space for producing off-shell Higgs-mediated two dark matter particles and one additional jet. For instance, the parton-level production cross section for $\lambda_{\phi h} = 2$ or $m_\phi = 246$ GeV with $m_{\phi,0} = 0$ is around 0.1 fb with a missing transverse energy cut above 250 GeV at the 13 TeV LHC. With 36.1 fb^{-1} , the number of signal events is three orders of magnitude smaller than the uncertainty of measurement [33]. So, there is no collider constraint on the model parameter space with $\lambda_{\phi h} \gtrsim 2$ considered in this paper.

Another constraints on the model parameter space come from direct detection of the free Φ particle. As discussed around Eq. (44), the free dark matter particle is subdominant of the total dark matter energy density. However, given the stringent direct detection constraints on a dark matter with a mass around 100 GeV, a non-trivial constraint on the coupling $\lambda_{\phi h}$ may apply here. Using the coupling $\lambda_{\phi h} v h \Phi \Phi^\dagger$ and $y_{hNN} h \bar{N} N$ with $N = n, p$ and $y_{hNN} \approx 1.1 \times 10^{-3}$, the spin-independent scattering cross section has the formula of

$$\sigma_{\Phi-N}^{\text{SI}} = \frac{\lambda_{\phi h}^2 y_{hNN}^2}{4\pi} \frac{v^2 m_p^2}{m_h^4 m_\phi^2} \approx \frac{\lambda_{\phi h} y_{hNN}^2}{2\pi} \frac{m_p^2}{m_h^4}, \quad (71)$$

where we have used the reduced mass to be $\mu_{\Phi-N} \approx m_p$ in the limit of $m_p \ll m_\phi$ and the small bare mass limit with $m_{\phi,0} \ll m_\phi$. The latest constraints from Xenon1T have set an upper bound for dark matter scattering cross sections in Eq. (70), which can be translated into a constraint on our model parameter space as

$$r \lesssim 7.8 \times 10^{-4} \times \lambda_{\phi h}^{-1/2}, \quad (72)$$

which is well satisfied for a freeze-out temperature below 1 GeV in Eq. (41).

5.1 Multiple Scattering Signals for a DMB with a Large Q

For DMBs with a small Q and as we discussed around Eq. (70), the scattering cross section is small for DMB to reach the underground detectors, but not small enough to satisfy the

direct detection constraints. On the other hand, the DMB could have a very heavy mass and a large scattering cross section (see Fig. 6). Although we did discuss the potential early universe productions of DMB from a first-order phase transition and obtained some benchmark radii for DMB in Eq. (50), we will keep the DMB radius and mass as free parameters to discuss its detection potential. As a simple recap what we have learned for the properties of DMB in Section 2: for $m_{\phi,0} = 0$ with $\bar{\omega}_c = \omega_c$, the mass DMB has $M_{\oplus} = Q \omega_c$, while the radius has $R_{\oplus} = (3\lambda_{\phi}/4\pi)^{1/3} \omega_c^{-1} Q^{1/3}$. For a large value of R_{\oplus} , the scattering cross section of DMB with a nucleus reaches a geometrical one with (see Fig. 6)

$$\begin{aligned} \sigma_{\oplus A} &\approx 2\pi R_{\oplus}^2 = \left(\frac{9\pi}{2}\right)^{1/3} \lambda_{\phi}^{2/3} \omega_c^{-8/3} M_{\oplus}^{2/3} \\ &= (9.8 \times 10^{-19} \text{ cm}^2) \left(\frac{\lambda_{\phi}}{0.013}\right)^{2/3} \left(\frac{50 \text{ GeV}}{\omega_c}\right)^{8/3} \left(\frac{M_{\oplus}}{1.6 \times 10^{22} \text{ GeV}}\right)^{2/3}, \end{aligned} \quad (73)$$

which will be used as a prediction based on DMB properties. We emphasize here that once the radius of DMB is large enough, the scattering cross section with a nucleus is approximately independent of the nucleus mass number.

For the heavy DMB with a large scattering cross section, the ordinary underground dark matter direct detection experiments become less sensitive. The ideal experiment would be the one with a large product of the exposure time and the effective detector area. For a long exposure time, one could consider Mica type experiment [34] that looks for tracks generated by DMBs passing by. For a large effective detector area, one could adopt the neutrino-oriented detectors with a small enough energy-trigger threshold. In the following, we discuss the search potential for a few experiments.

Mica Constraints

For our DMB with or without quark or neutron matter inside, the scattering cross section is in the range of 2–4 times the geometric cross section (see Fig. 6). Since the scattering off a nucleon and a nucleus have similar cross sections, we can ignore the detailed chemical components of Mica for constraining the scattering cross section or the geometric size of DMB. To have a dark matter-generated track in Mica, one at least requires one encounter event or $\rho_{\text{DM}}/m_{\text{DM}} v A_{\text{det}} t_{\text{exp}} \sim 1$. Based on Ref. [34], the experiment has $A_{\text{det}} \approx 595 \text{ cm}^2$ and $t_{\text{exp}} \approx 0.6 \times 10^9 \text{ yr}$. For the averaged dark matter velocity with $v \sim 10^{-3} c$, one has

$$1 \sim \left(\frac{10^{26} \text{ GeV}}{M_{\oplus}}\right) \left(\frac{A_{\text{det}}}{595 \text{ cm}^2}\right) \left(\frac{t_{\text{exp}}}{0.6 \times 10^9 \text{ yr}}\right). \quad (74)$$

So, DMB with a mass $\lesssim 1.0 \times 10^{26} \text{ GeV}$ may leave a track in Mica.

Following the treatment in the paper by De Rújula and Glashow [35], the energy loss rate is

$$\frac{dE}{dt} = - \sum_i \sigma_{\oplus A_i} \rho_{A_i} v^2 \approx -\sigma_{\oplus A} \rho_{\text{mica}} v^2. \quad (75)$$

Here, ρ_{A_i} is the individual element energy density and $\rho_{\text{mica}} \approx 2.88 \text{ g/cm}^3$. The velocity v should be the speed at a depth of around $L \sim 3 \text{ km}$ underground.¹⁶ For the velocity, we simply take it to be the averaged dark matter velocity around our solar system. To leave a track in the Mica experiment [34], the Mica stopping power has to be above

$$\rho_{\text{mica}}^{-1} \frac{dE}{dx} \gtrsim 2.4 \text{ GeV cm}^2 \text{ g}^{-1} = 4.3 \times 10^{-24} \text{ cm}^2. \quad (76)$$

So, the constraint on the DMB scattering cross section has

$$\sigma_{\oplus A} \gtrsim v^{-2} \times 4.3 \times 10^{-24} \text{ cm}^2 \approx 4.3 \times 10^{-18} \text{ cm}^2. \quad (77)$$

Xenon-1T Sensitivity

For the Xenon1T experiment, one could search for multi-hit signals as discussed in Ref. [36]. Since the liquid Xenon TPC has 1 m in diameter and 1 m in height, we simply take the detector area as $A_{\text{det}} \approx 10^4 \text{ cm}^2$. Taking the observation time of one year or $t_{\text{exp}} = 1 \text{ yr}$, the upper limit on dark matter mass is $2.8 \times 10^{18} \text{ GeV}$.

Different from the situation in a neutrino detector, one could count the numbers of hits from both the scintillation and electroluminescence of electrons that have drifted into the gas above the target liquid. The number of hits is estimated to be $N_{\text{hit}} \sim \sigma_{\oplus A} n_{\text{det}} L_{\text{det}}$. The liquid Xenon has a density of 3.1 g/ml with the main abundant atomic mass number of around $A = 131$. Taking $L_{\text{det}} \approx 1 \text{ m}$ and $N_{\text{hit}} = 5$, the projected probing cross section has

$$\sigma_{\oplus A} \gtrsim 3.5 \times 10^{-24} \text{ cm}^2. \quad (78)$$

BOREXINO Sensitivity

For the neutrino experiment, BOREXINO, located in the Gran Sasso underground laboratory with the average rock cover of about 1.4 km and based on organic scintillator with a low energy trigger threshold [37], it can also constrain some of the DMB parameter space. Using Eq. (74) and $A_{\text{det}} = 5 \times 10^5 \text{ cm}^2$ and $t_{\text{exp}} = 10 \text{ yr}$, the dark matter mass is required to be below around $1.4 \times 10^{21} \text{ GeV}$ to have a few encounter events.

Following the experimental paper [38], the trigger of BOREXINO requires at least 25 to 30 hits of PMTs or 50 to 60 keV energy threshold during a selected time window around $t_{\text{select}} \approx 100 \text{ ns}$. However, there is some efficiency factor κ for the nuclear recoil energy converting to detectable photons. Following the experimental measurement [39] and the semi-empirical calculation [40], the factor $\kappa \approx 10\%$ for the recoil energy below around 20 keV. In the experimental paper [39], the possible threshold energy around 2.8 keV for Carbon is mentioned, but

¹⁶One may worry about the overburden effects on reducing the DMB velocity when it reaches Mica. The relative change of the velocities from ground with v_i to underground with L and v_f has $(v_f - v_i)/v_i \approx \sigma_{\oplus A} \rho_{\oplus} L/M_{\oplus}$, which is around 10^{-11} and negligible for $L = 3 \text{ km}$, $\rho_{\oplus} = 2.9 \text{ g/cm}^3$ (for crust) and the benchmark model point in Eq. (73). Beyond the DMB model, we will consider the parameter region with $\sigma \lesssim 2 \times 10^{-14} \text{ cm}^2 \times (m_{\text{DM}}/10^{16} \text{ GeV})$ in order to ignore the overburden effects.

was not crystal clear. The BOREXINO uses the organic scintillator pseudocumene (C_9H_{12}) with a density of 0.88 g/cm^3 . Since Carbon occupies around 90% of the total density and has a larger recoil energy, we mainly keep Carbon when we derive a constraint on scattering cross sections.

Since the kinematics has $M_{\oplus} \gg m_C$, the reduced mass of the two-body scattering system has $m_r \approx m_C$. In terms of the scattering angle θ^* defined in the center-of-mass frame, the energy deposited in the detector is

$$E_R = \frac{|\mathbf{q}|^2}{2m_C} = \frac{m_r^2 v^2}{m_C} (1 - \cos \theta^*) . \quad (79)$$

For a simple Maxwellian halo and ignoring the motion of the Sun and Earth and the escaping velocity, the differential rate per recoil energy has a simple dependence on E_R via [41]

$$T(E_R) \approx \exp(-v_{\min}^2/v_0^2) = \exp[-E_R m_C/(2m_r^2 v_0^2)] \approx \exp[-E_R/(2m_C v_0^2)] , \quad (80)$$

with $v_0 = 220 \text{ km/s}$. The averaged recoil energy can be estimated to be

$$\langle E_R \rangle \approx \frac{\int dE_R E_R T(E_R)}{\int dE_R T(E_R)} \approx 2 m_C v_0^2 \approx 12.1 \text{ keV} . \quad (81)$$

For one incident DMB hitting the detector, the interaction rate is $\Gamma = n_C \sigma_{\oplus A} \bar{v}_{\text{rel}}$. The constraints on the cross section after satisfying the trigger requirement is

$$\Gamma \times t_{\text{select}} \times \langle E_R \rangle \times \kappa > E_R^{\text{PMT}} = 50 \text{ keV} \quad \Rightarrow \quad \sigma_{\oplus A} \gtrsim 3.5 \times 10^{-22} \text{ cm}^2 . \quad (82)$$

For the multi-hit signal events from DMB passing by, one could use the event shape to isolate them from backgrounds. Before dedicated experimental searches, we take the above equation as the potential reach from BOREXINO.

JUNO Sensitivity

The JUNO neutrino experiment aiming to determine the neutrino mass hierarchy is located in Jiangmen of South China and around 700 m underground. It uses liquid scintillators with 3 g/L 2,5-diphenyloxazole as the fluor and 15 mg/L p-bis-(o-methylstyryl)-benzene as the wavelength shifter. It has the density of 0.859 g/ml with around 88% of Carbon. The radius of the JUNO detector is $R_{\text{JUNO}} = 17.7 \text{ m}$. So, we take the detector area to be approximately $A_{\text{det}} \approx \pi R_{\text{JUNO}}^2 = 9.8 \times 10^6 \text{ cm}^2$. Taking an experimental observation time of $t_{\text{det}} \approx 10 \text{ yr}$, the reach on the DMB mass is estimated to be $2.7 \times 10^{22} \text{ GeV}$.

From the experimental studies in Refs. [42, 43], one can have the selection time of $t_{\text{select}} = 300 \text{ ns}$ with the trigger energy around $E_R^{\text{PMT}} = 70 \text{ keV}$ and around 80% trigger efficiency. Similar to the estimation in Eq. (82), we have the projected limit from the JUNO experiment as

$$\sigma_{\oplus A} > 2.0 \times 10^{-22} \text{ cm}^2 . \quad (83)$$

In Fig. 7, we summarize the experimental reaches from Mica, Xenon1T, BOREXINO and JUNO for fixed model parameters $m_{\phi,0} = 0$, $\lambda_{\phi} = 0.013$ and $\omega_c = 50 \text{ GeV}$. Varying these model

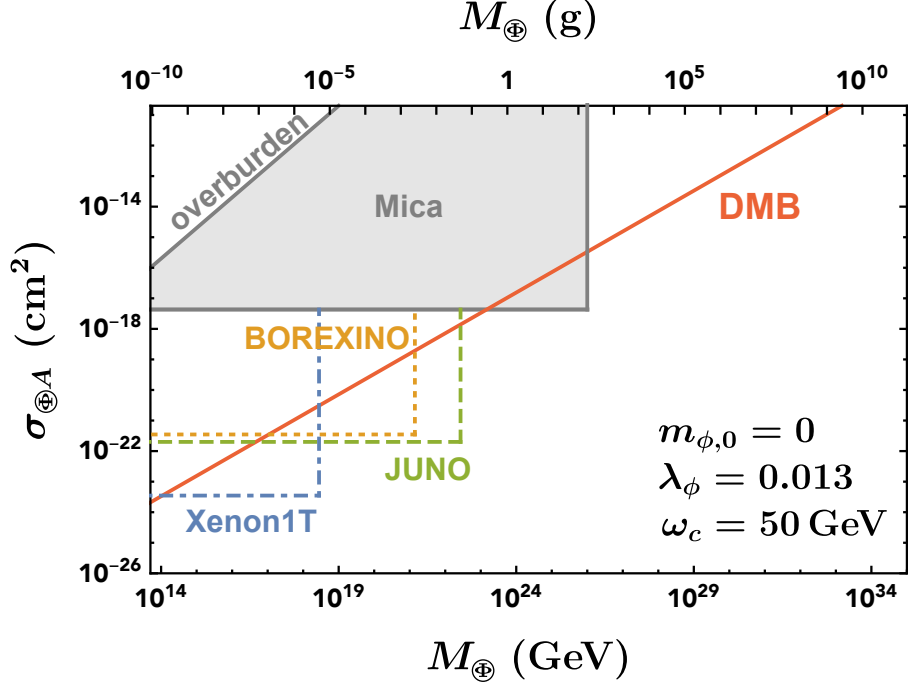


Figure 7: Constraints and projected limits on DMB masses and scattering cross sections off a nucleus for different experiments. The scattering cross section is taken to be a geometrical one $\sigma_{\oplus A} \approx 2\pi R_{\oplus}^2$ and proportional to $M_{\oplus}^{2/3}$ [see (73)]. Based on the formation from a first-order EWPT and for the range $\lambda_{\phi h} \in [2, 9]$, the average DMB masses vary from 1.1×10^{24} GeV to 9.2×10^{33} GeV.

parameter values does not change the signal curve much, especially in the log plot here. From this figure, one can see that a wide range of DMBs with a mass below around 10^{22} GeV could be discovered by experiments with a large exposure. For DMB with a mass above 10^{26} GeV or the Mica reach, there is no experimental probe at the current moment. New ideas to probe a heavy DMB are worth of exploring. For instance, one could use seismic data to search for heavy DMBs with a large scattering cross section [44, 45].

Finally, we also comment on other bigger-size neutrino experiments. For IceCube with $A_{\text{det}} \approx 10^{10} \text{ cm}^2$ and $t_{\text{det}} \approx 10 \text{ yr}$, the typical trigger energy is 100 GeV with the deep-core part as low as 10 GeV [46]. Only relativistic incident particles can generate Cherenkov lights, which is not the case for the non-relativistic DMB at hand. For the DUNE experiment with $A_{\text{det}} \approx 1.0 \times 10^8 \text{ cm}^2$ and $t_{\text{det}} \approx 10 \text{ yr}$ [47], it potentially can probe DMB mass up to 3×10^{23} GeV. However, the energy threshold is a few MeV and still too high to measure the summed recoil energy for the DMB multi-hit events. Beyond the recoil energy from the DMB elastic scattering, the bound state formation from DMB capturing nucleons and nuclei could deposit much larger energy, 38 MeV for a nucleon and $38 \times A$ MeV for a nucleus, which requires additional dedicated studies to estimate the experimental reach.

6 Discussion and Conclusions

The EWS-DMB is a special dark matter candidate because of its close relation to the Higgs potential. Different from the collider studies for the Higgs boson properties with the Higgs boson as the quantum field around the global vacuum with $\langle h \rangle = v$, the restoration of electroweak symmetry inside a DMB provides us an opportunity to probe a wide range of the Higgs VEV from 0 to v . When the DMB interacts with the ordinary matter, the vacuum energy difference inside and outside the DMB can generate an effective “Higgs force” on nucleons or nuclei. As we discuss before, this force could also bind nucleons or nuclei inside the DMB.

As discussed around Eq. (58), the number of allowed bound states for heavy quarks inside a DMB is very large. After the primordial formation of DMBs from the early-universe dynamics, many of those states could be filled. As a result, the baryon number density inside a DMB could be very high and even to have the QCD in the deconfined phase, when the energy per baryon is below the proton mass outside DMB. If this is indeed the case, the electroweak symmetry inside DMB is really unbroken, not even corrected by the QCD confinement related chiral symmetry breaking. The EW sphaleron process is therefore active and can change baryons to leptons, which similar to the monopole in Grand Unified Theory that can induce catastrophic proton decays [48, 49]. Although the Earth is not dense enough to stop a DMB, a neutron star may have a DMB stuck inside. The subsequent sphaleron-induced nucleon decays may change the properties of neutron stars and even evaporate them away.

For the DMB considered in this paper, the constituent dark matter particle is a boson. A similar study can be performed for a fermionic dark matter particle. The equilibrium of the low-temperature DMB state is then reached by the vacuum pressure and the degenerate fermion pressure. The situation is similar to the quark nugget in Ref. [3], except that the energy density of EWS-DMB has the electroweak scale and higher than the QCD scale in the QCD quark nugget. For the early-universe formation of DMBs, we have simply used the first-order electroweak phase transition, which is very natural given the Higgs-portal coupling to the complex scalar dark matter particle. The stochastic gravitational waves could be another correlated signatures to cross check the scenario in this paper.

In summary, starting from the simple Higgs-portal dark matter model, we have shown that the non-topological soliton state could be the main appearance of dark matter. The electroweak-symmetric DMB is another type of macroscopical dark matter models and has its mass of $1\text{--}10^{10}$ g, depending on the portal quartic coupling strength and if formed from the first-order electroweak symmetry phase transition. The radius of a spherically-symmetric DMB varies from 10^{-9} to 10^{-6} cm. The energy density of DMB is at the electroweak scale such that it can penetrate the Earth without stopping. The experiments with a large detector size or a long exposure time are ideal to search for DMBs. Indeed, the existing Xenon1T and BOREXINO or the future JUNO experiments may discover a DMB with mass from 10^{-14} g to 0.1 g, based on multi-hit events.

Acknowledgements

We thank Joshua Berger, Marcela Carena, Zackaria Chacko and Rogério Rosenfeld for discussion. B.J. and E.P. acknowledge support from the São Paulo Research Foundation (FAPESP), grant award numbers 2016/01343-7 and 2017/05770-0. The work of Y.B. is supported by the U. S. Department of Energy under the contract [de-sc0017647](#). Y.B. also thanks the host of ICTP-SAIFR when this project was initialized. This work was performed at the Aspen Center for Physics, which is supported by National Science Foundation grant PHY-1066293. This research was supported by the Munich Institute for Astro- and Particle Physics (MIAPP) of the DFG cluster of excellence “Origin and Structure of the Universe”.

A Number of DMB Nucleation Sites

In this appendix we derive part of the information necessary to estimate the expected DM number carried by DMBs produced during a first-order phase transition. Assuming that the net Q charge in a Hubble volume has been set by some earlier DM number-genesis mechanism, the average DM number for such DMBs is controlled by how many DMBs are produced within that Hubble patch, which we call $N_{\text{DMB}}^{\text{Hubble}}$. Here we simply take $N_{\text{DMB}}^{\text{Hubble}} \sim N_{\text{nucl}}$, where N_{nucl} is the number of EWSB nucleation sites in one Hubble patch. To estimate N_{nucl} , we follow a standard calculation (see Ref. [50] for example).

The bubble nucleation rate is controlled by the $SO(3)$ -symmetric bounce action, $S_3(T)/T$, where $S_3(T)$ is the energy of the static $SO(3)$ -symmetric critical bubble,

$$S_3(T) = 4\pi \int_0^\infty dr r^2 \left[\frac{1}{2} (h')^2 + V_{\text{eff}}(h, T) \right], \quad (84)$$

and $V_{\text{eff}}(h, T)$ is the 1-loop, finite-temperature effective potential given in Eq. (33). The bounce solution can be obtained by solving the temperature-dependent Euclidean equation of motion

$$h''(r) + \frac{2}{r} h'(r) = V'_{\text{eff}}(h(r), T), \quad (85)$$

with boundary conditions $h(\infty) = 0$ and $h'(0) = 0$. For different values of $\lambda_{\phi h}$ and in Fig. 8, we show the bounce profiles at T_f (see Table 1 for numerical numbers), approximately the temperature at the end of nucleation process. In general, the bounce profiles have a “thick-wall” feature. As one increases the coupling $\lambda_{\phi h}$, the size of the profile decreases.

For the electroweak phase transition, we are interested in times only slightly after the critical temperature is reached. We parametrize the bounce action, in the vicinity of T_c , as

$$\frac{S_3(T)}{T} \approx \frac{\bar{S}_3}{T_c} \left(1 - \frac{T}{T_c} \right)^{-\alpha} \equiv \frac{\bar{S}_3}{T_c} \eta(T)^{-\alpha}, \quad (86)$$

where the two parameters \bar{S}_3 and α are functions of the model-parameter $\lambda_{\phi h}$,¹⁷ and we wrote the second equality in terms of the relative difference between T_c and T : $\eta(T) \equiv (T_c - T)/T_c$.

¹⁷The results reported in this appendix are for $m_{\phi,0}^2 = 0$. Since we are dealing with a “one-step” phase

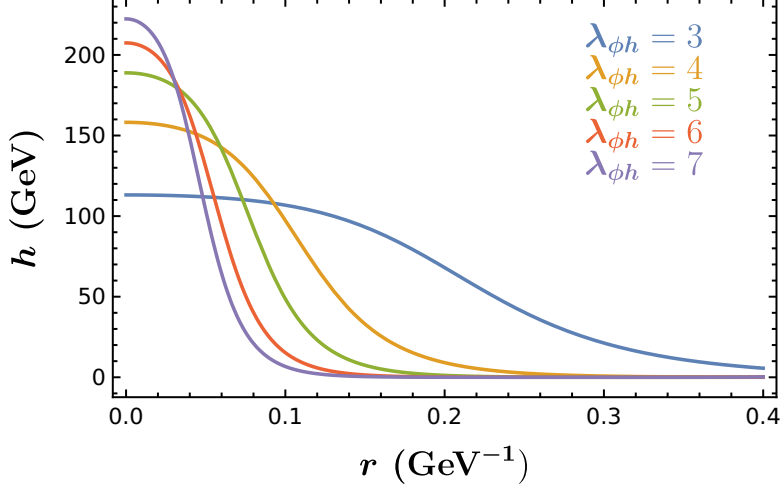


Figure 8: Bubble solution’s profile functions at the nucleation temperature T_f for different values of $\lambda_{\phi h}$ (see Table 1 for numerical values).

For the range $3 \lesssim \lambda_{\phi h} \lesssim 6$, we find that the index $\alpha \approx 1.7$ is relatively insensitive to $\lambda_{\phi h}$.¹⁸ The coefficient \bar{S}_3/T_c , however, has a strong dependence on $\lambda_{\phi h}$. We show the numerical values for α and \bar{S}_3/T_c , as well as T_c , for a few values of $\lambda_{\phi h}$ in Table 1. Performing a numerical fit, we have a power-law dependence for \bar{S}_3/T_c as a function of $\lambda_{\phi h}$

$$\left(\frac{\bar{S}_3}{T_c}\right)(\lambda_{\phi h}) \approx 0.013 \text{ GeV}^{-1} \times \left(\frac{\lambda_{\phi h}}{3}\right)^{8.2} \quad (\text{fit}) . \quad (87)$$

Given $S_3(T)$, one can estimate the nucleation rate per unit volume as [51]

$$\gamma \approx \zeta T^4 \left(\frac{S_3}{2\pi T}\right)^{3/2} e^{-S_3/T} , \quad (88)$$

where the T -independent ζ is expected to be of order one. Once formed, the nucleated bubble expands due to the vacuum pressure difference between the broken and unbroken phases. Due to its interaction with the particles in the plasma, a non-relativistic terminal velocity β_w is reached [52]. The bubble wall is also preceded by a shock front that moves, for a strong first-order phase transition, at a speed close to the speed of sound. Here, we use the speed of sound also for the bubble wall velocity, $\beta_w \approx 1/\sqrt{3}$, to estimate the temperature at the end of the nucleation process, and then the total number of nucleation sites produced.

transition, where $\phi = 0$, $m_{\phi,0}^2$ enters only at 1-loop order through the h -dependent m_ϕ , while λ_ϕ enters only at 2-loop order. We have also investigated the impact of other values on T_c . We don’t expect the estimates derived here to change significantly, as long as a strong first-order phase transition can be obtained. In particular, $m_{\phi,0}^2$ cannot be too large, or else Φ would decouple from the plasma and one goes back to the SM result.

¹⁸Ref. [50] obtains $\alpha = 2$ based on an analytic high-temperature-expansion. Here, we have used the full one-loop finite-temperature potential which leads to a slightly different index.

$\lambda_{\phi h}$	3	4	5	6	7
α	1.71	1.72	1.71	1.65	1.61
\bar{S}_3/T_c (GeV ⁻¹)	0.012	0.16	0.78	3.59	15.0
T_c (GeV)	134.1	125.1	116.5	107.3	96.5
T_f (GeV)	133.4	122.3	110.3	94.8	71.1
N_{nucl}	1.1×10^{13}	1.5×10^{11}	1.0×10^{10}	7.5×10^8	4.0×10^7

Table 1: Parameters that characterize the bubble nucleation rate for several values of $\lambda_{\phi h}$ that lead to a first-order EWPT. It is assumed that the bare mass, $m_{\phi,0}^2$, can be neglected.

Starting at time $t_c = 1.509g_*^{-1/2}M_{\text{P}}/T_c^2$,¹⁹ when the plasma temperature equals T_c , the fraction of space that remains in the EW unbroken phase is given by [51]

$$f_{\text{unbroken}}(t) = \exp \left[-\frac{4\pi}{3} \int_{t_c}^t dt' \beta_{\text{w}}^3 (t-t')^3 \gamma(t') \right], \quad (89)$$

where the exponentiation accounts for the overlap of the bubbles [53]. Defining T_f as the temperature (corresponding to time t_f) when the nucleation process is essentially complete by $f_{\text{unbroken}}(t_f) = e^{-1}$, we calculate T_f from the bounce action as parametrized in Eq. (86) as follows. Using the steepest descent or saddle-point approximation to evaluate the integral in Eq. (89) [50, 54], one gets the following approximate relation

$$8\pi \beta_{\text{w}}^3 \gamma(\eta_f) \beta^{-4} \approx 1, \quad (90)$$

where $\eta_f \equiv \eta(T_f)$, and we wrote $\gamma(T_f)$ simply as $\gamma(\eta_f)$ without changing the notation [see Eqs. (86) and (88)]. Eq. (90) holds in the limit that $S_3|_{T_f} \gg 1$ and²⁰

$$\beta \equiv H \left. \frac{d(S_3/T)}{d \ln T} \right|_{T_f} \gg \left(\frac{1}{2H(T_f)} - \frac{1}{2H(T_c)} \right)^{-1} \approx \left. \frac{H}{\eta} \right|_{T_f}, \quad (91)$$

where we used that we are interested in times (from the phase transition temperature, T_c) up to T_f , and that $\eta(T_f) \ll 1$. In the left panel of Fig. 9, we show η_f as a function of \bar{S}_3/T_c , for $\zeta = 1$ and $\alpha = 1.7$, obtained numerically from Eq. (90). We see that it can be described by

¹⁹In the radiation dominated era. Also, close to the EW phase transition, $T \approx T_c$, the effective number of relativistic degrees of freedom, g_* , does not suffer any abrupt change. M_{P} is the reduced Planck Mass.

²⁰For the Hubble scale we have $H = 0.331g_*^{1/2}T^2/M_{\text{P}}$, where the effective number of relativistic degrees of freedom is between $g_* = 106.75$ (the SM value) and $g_* = 108.75$, depending on the bare mass parameter $m_{\phi,0}^2$. For concreteness, we use $g_* = 108.75$.

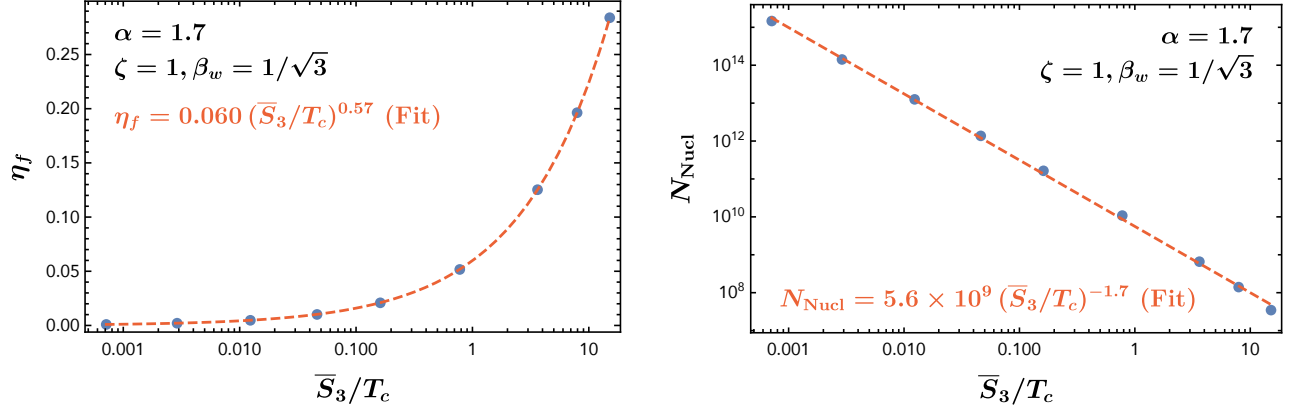


Figure 9: Left panel: the end-of-nucleation temperature parameter, $\eta_f \equiv (T_c - T_f)/T_c$, as a function of the parameter \bar{S}_3/T_c in Eq. (86). Right panel: the number of nucleation sites as a function of \bar{S}_3/T_c .

a simple power law: $\eta_f = 0.060 \times (\bar{S}_3/T_c)^{0.57}$ for these parameter values. Knowing $\eta_f(\bar{S}_3/T_c)$, one obtains $S_3(T_f)/T_f$ from Eq. (86). One finds that for the wide range $0.012 < \bar{S}_3/T_c < 15$, $S_3(T_f)$ only varies from 109 to 129 and can be fitted by $S_3(T_f) \approx 120.5 \times (\bar{S}_3/T_c)^{0.02}$, which is insensitive to the detailed information of the bounce action.

The number of nucleation sites within a Hubble patch at t_f is approximately given by [50, 54]

$$N_{\text{nucl}} \approx \frac{1}{8\pi\beta_w^3} \left(\frac{\beta}{H(T_f)} \right)^3 \approx 5.6 \times 10^9 \times \left(\frac{\bar{S}_3/T_c}{\text{GeV}^{-1}} \right)^{-1.7} \approx 1.0 \times 10^{13} \times \left(\frac{\lambda_{\phi h}}{3} \right)^{-14}, \quad (92)$$

where in the third equality we have used the fitted relation between \bar{S}_3/T_c and $\lambda_{\phi h}$ in Eq. (87). This captures the dominant dependence on $\lambda_{\phi h}$. Because of the large value in the power index, the number of nucleation sites can change five orders of magnitude even for $\lambda_{\phi h}$ changes by a factor of two. We also note that taking $\alpha = 2$, the power index -1.7 in Eq. (92) changes slightly from -1.7 to -1.5 [54].

Finally, for our calculation of DMBs charges, it is convenient to know the $\lambda_{\phi h}$ dependence of phase transition temperatures, which has

$$T_c \approx 134.5 \text{ GeV} - 9.3 \text{ GeV} \times (\lambda_{\phi h} - 3). \quad (93)$$

B EWS-DMBs and Bound States

Consider adding a new (complex scalar) degree of freedom to the Higgs- Φ sector discussed in the main text. This will serve as a proxy for other “matter” and we will denote it by χ . Thus, the system to be considered in this appendix is given by

$$\mathcal{L}_\chi = \mathcal{L} + \partial_\mu \chi^\dagger \partial^\mu \chi - y^2 H^\dagger H \chi^\dagger \chi, \quad (94)$$

where \mathcal{L} is given by Eq. (1). Like the SM fermions and gauge bosons, χ interacts with the scalar sector only through the Higgs field.²¹

We look for spherically symmetric solutions of the form

$$\Phi = \frac{1}{\sqrt{2}} e^{-i\omega t} \phi(r), \quad H = \frac{1}{\sqrt{2}} h(r), \quad \chi = e^{-iEt} \psi(r), \quad (95)$$

where $\phi(r)$ and $h(r)$ are real, while it is convenient to treat $\psi(r)$ as complex.²² They obey the boundary conditions

$$\frac{d\phi}{dr}(r=0) = 0, \quad \phi(r=\infty) = 0, \quad (96)$$

$$\frac{dh}{dr}(r=0) = 0, \quad h(r=\infty) = v, \quad (97)$$

$$\frac{d\psi}{dr}(r=0) = 0, \quad \psi(r=\infty) = 0. \quad (98)$$

We also assume $0 < E < m_\chi \equiv yv/\sqrt{2}$, so that ψ corresponds to a bound state in the Higgs well induced by ϕ , as well as the analogous condition $\omega^2 < \lambda_{\phi h} v^2/2$ [see Eq. (11)], so that there is a soliton in the first place. This generalizes the case studied in the main text, and allows to discuss the issue of χ particles that get bound to the DMB.

The EOM are

$$-\frac{1}{r^2} \frac{d}{dr} \left(r^2 \frac{d\phi}{dr} \right) + \frac{1}{2} \lambda_{\phi h} h^2 \phi + V'_\Phi(\phi) = \omega^2 \phi, \quad (99)$$

$$-\frac{1}{r^2} \frac{d}{dr} \left(r^2 \frac{dh}{dr} \right) + V'_H(h) + \frac{1}{2} \lambda_{\phi h} \phi^2 h + y^2 |\psi|^2 h = 0, \quad (100)$$

$$-\frac{1}{r^2} \frac{d}{dr} \left(r^2 \frac{d\psi}{dr} \right) + \frac{1}{2} y^2 h^2 \psi = E^2 \psi, \quad (101)$$

where $V_H(h)$ is the SM Higgs potential and $V_\Phi(\phi)$ was defined in Eq. (10). We see that, at the level of the EOM, the distinction between ϕ and ψ is mainly in $\lambda_{\phi h}$ vs y^2 (and potentially in their self-interactions, which play a secondary role in the present discussion). We make a notational distinction as a reminder that the y interaction is meant to mimic a Yukawa interaction. The

²¹At loop-level, local interactions with Φ will be induced, but since our interest here is only to use χ as a proxy for the SM sector, we do not consider such terms. We also choose not to include a mass term or self-interactions for χ . This means that when $\langle H \rangle = 0$, as happens inside a DMB, χ behaves as a massless particle and relativistic effects are important. We are including here only the kinematic ones.

²²We can chose to treat ψ as real, but then it is more convenient to include a factor of $1/\sqrt{2}$ in its definition to ensure canonical normalization. Treating it as complex makes the relation to the non-relativistic wavefunction more standard. However, note that here ψ is not exactly the radial wavefunction as usually defined in quantum mechanical central problems. In particular, ψ includes the factor $Y_0^0 = 1/\sqrt{4\pi}$, and has mass dimension one, as for relativistic canonical normalization.

important physical difference between ϕ and χ arises instead from the normalizations we impose. For ϕ we impose that the charge Q as defined by Eq. (3) be much larger than one:

$$Q = \omega \int d^3x \phi^2 \gg 1. \quad (102)$$

For ψ , we impose instead the relativistic normalization for “one particle”.

$$2E \int d^3x \psi^\dagger \psi = 1. \quad (103)$$

These normalizations do not affect directly the EOM for ϕ or ψ , but they affect the Higgs EOM, saying that, even if $\lambda_{\phi h} \sim y^2$, the Higgs well is sustained mainly by ϕ (there are many more particles in ϕ than in ψ). Then ψ can be thought as a bound state in this well.

We are interested in the total energy of the system, denoted by

$$M_{\oplus}[\psi] = 4\pi \int_0^\infty dr r^2 \left\{ \frac{1}{2} \omega^2 \phi^2 + \frac{1}{2} (\phi')^2 + \frac{1}{2} (h')^2 + V_H(h) + \frac{1}{4} \lambda_{\phi h} h^2 \phi^2 + E^2 |\psi|^2 + |\psi'|^2 + \frac{1}{2} y^2 h^2 |\psi|^2 \right\}, \quad (104)$$

and, in particular, on how it compares to the energy of an “empty” DMB, $M_{\oplus}^{(0)} \equiv M_{\oplus}[\psi = 0]$, with the same charge:

$$\Delta M_{\oplus} = M_{\oplus}[\psi] - M_{\oplus}^{(0)} \Big|_{Q \text{ fixed}}. \quad (105)$$

We want to compare two solutions with the same Q : one where the soliton and a “free” χ are far away, so that the soliton mass is given by $M_{\oplus}^{(0)}$, and the solution where χ is bound to the soliton. Let us call ϕ_0, h_0 the solutions to the EOM with $\psi = 0$, i.e. the DM soliton configurations we considered in Section 2. Since we want to keep

$$Q = \frac{\partial M_{\oplus}}{\partial \omega} = \omega \int d^3x \phi^2 \quad (106)$$

fixed, we can consider the Legendre transform

$$F[\psi] = M_{\oplus}[\psi] - \omega Q, \quad \omega = - \frac{\partial F}{\partial Q}. \quad (107)$$

The EOM for ϕ and h , Eqs. (99) and (100) can be written as

$$\frac{\delta F}{\delta \phi} = 0, \quad \frac{\delta F}{\delta h} = 0. \quad (108)$$

A bound state, i.e. $\psi \neq 0$, induces a perturbed ϕ -ball solution $\phi = \phi_0 + \delta\phi$, $h = h_0 + \delta h$, and therefore

$$\begin{aligned}\Delta M_{\otimes} &= \delta\omega Q + \frac{\delta F}{\delta\phi}\delta\phi + \frac{\delta F}{\delta h}\delta h + \int d^3x \psi^\dagger \left\{ E^2\psi - \frac{1}{r^2} \frac{d}{dr} \left(r^2 \frac{d\psi}{dr} \right) + \frac{1}{2} y^2 h^2 \psi \right\} \\ &= \delta\omega Q + 2 \int d^3x E^2 |\psi|^2 ,\end{aligned}\tag{109}$$

where the EOM (108) and (101) have been used. We also have from Eq. (106)

$$\delta\omega = -\frac{2\omega_0^2}{Q} \int d^3x \phi_0 \delta\phi ,\tag{110}$$

so we can finally write

$$\begin{aligned}\Delta M_{\otimes} &= 2 \int d^3x \{ E^2 |\psi|^2 - \omega_0^2 \phi_0 \delta\phi \} \\ &= E - 2\omega_0^2 \int d^3x \phi_0 \delta\phi ,\end{aligned}\tag{111}$$

where we used Eq. (103). The second term corresponds to the backreaction of χ on the DM soliton when it gets bounded to it. One can get an estimate for $\delta\phi$ by considering the linearized EOM satisfied by the perturbations, but in essence one expects the backreaction of a single particle that gets bound to the $Q \gg 1$ particle system to be small. Thus,

$$\Delta M_{\otimes} \approx E .\tag{112}$$

We see that the change in the total mass is positive and approximately set by the energy of the bound state, as determined by the eigenvalue problem (101) in the *unperturbed* background for h . Note that to obtain the binding energy, we must compare the bound state mass to $M_{\otimes}^{(0)} + m_\chi$, i.e. the total energy of the empty DM soliton plus a χ particle at rest at infinity (where $h = v$). This gives

$$E_B \approx m_\chi - E .\tag{113}$$

We can find the solution to the full EOM (99)-(101) numerically by proceeding iteratively as follows. We start from the 0-th order solutions to Eqs. (99) and (100) (with $y = 0$), that we are calling here ϕ_0 and h_0 . We then solve Eq. (101) in the fixed background h_0 using the ‘‘shooting method’’ to obtain a bound state wavefunction, $\psi_0^{(n)}$, obeying the desired boundary conditions, and corresponding to the n -th bound state. We then go back to Eqs. (99)-(100), inserting (the properly normalized) $\psi_0^{(n)}$ as a fixed background, and solving the two-variable system as described in Section 2.1. Here we need to readjust $\omega = \omega_0 + \delta\omega$, where ω_0 corresponds to the $y = 0$ soliton, so as to keep Q fixed. This produces new solutions $\phi_1 = \phi_0 + \delta\phi$ and $h_1 = h_0 + \delta h$. The procedure is iterated to obtain the corrected n -th bound state in the h_1

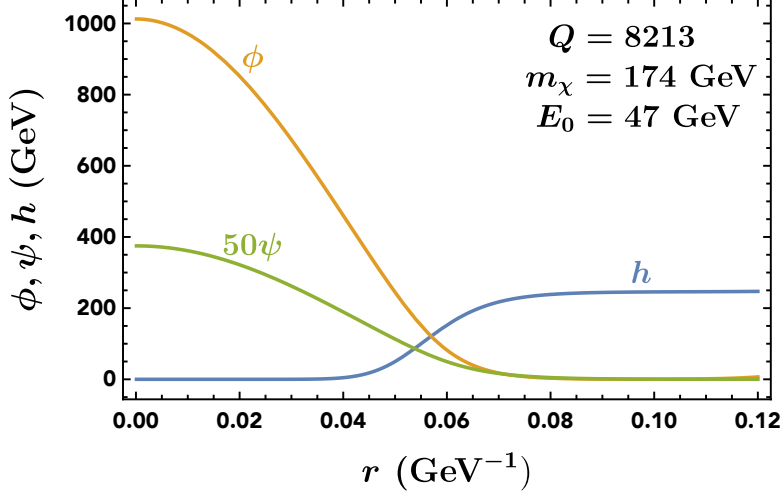


Figure 10: Self-consistent solution with $Q \approx 8213$ and containing a single bound particle of “vacuum mass” $m_\chi = 174$ GeV. The total energy is 49 GeV larger than the energy in the absence of the bound state (but with the same charge Q). The bound state energy (which corresponds to the ground state) is $E_0 = 47$ GeV. The small mismatch of 2 GeV is due to the backreaction. Note that the bound state wavefunction has been multiplied by 50. The model parameters are $\lambda_{\phi h} = 1$, $m_{\phi,0}^2 = \lambda_\phi = 0$.

background, which is then used to obtain (ϕ_2, h_2) , etc. We find that this procedure typically converges fast.

As an example, we consider the model defined by $\lambda_{\phi h} = 1$, $m_{\phi,0}^2 = \lambda_\phi = 0$, and the 0-th order soliton with $\omega = 50$ GeV, which has $Q \approx 8213$ and a radius of about $R = 0.06$ GeV^{-1} (this is an example of a DMB). Taking a particle with vacuum mass $m_\chi = 174$ GeV (corresponding to $y = 1/\sqrt{2}$) one finds a ground state with energy $E_0 \approx 47$ GeV, while the total mass $M_{\textcircled{B}}[\psi]$ is about 49 GeV heavier than for the empty DMB. We see that the backreaction amounts to about 2 GeV. $\Delta M_{\textcircled{B}} = 49$ GeV is the available energy if χ “disappeared”. The corresponding profiles are shown in Fig. 10.

Consider a second, lighter particle with $m_{\chi'} \approx 49$ GeV ($y = 0.2$). One finds $\Delta M_{\textcircled{B}} = 35.93$ GeV and $E_0 = 32.48$ GeV (not as deeply bound as χ above). The decay $\chi \rightarrow 2\chi'$ is allowed outside the DMB. But if initially χ is bound inside the DMB in the ground state, and if we assume that a state with two bound χ' particles has $\Delta M_{\textcircled{B}} = 2 \times 35.93 \approx 72$ GeV (i.e. that the effects are approximately additive), we see that energy conservation would not allow the decay to proceed inside such a soliton.

C Bound States in a Higgs Potential Well

If one neglects the backreaction effects discussed in Appendix B, we can get a handle on the spectrum of bound states in a DM soliton by solving Eq. (101) in the fixed h background of the

unperturbed DM soliton. With some abuse of notation, it will be useful to state the starting point here as follows:

$$\mathcal{L}_\chi = \partial_\mu \chi^\dagger \partial^\mu \chi - y^2 H^\dagger H \chi^\dagger \chi - J \chi^\dagger \chi, \quad (114)$$

where the source term J is added for convenience in taking various limits below. Furthermore, we will assume that the H background corresponds to a (spherically symmetric) 3D potential well of size R :

$$H(r) = \frac{1}{\sqrt{2}} v \Theta(r - R). \quad (115)$$

We shall treat the EOM that follows from \mathcal{L}_χ above as a single particle wave equation. When looking for solutions of the form specified in Eq. (95), it takes the form

$$(-\nabla^2 + y^2 |H|^2 + J) \psi = E^2 \psi, \quad (116)$$

where ψ is regarded as complex. The structure of this equation is the same as the corresponding eigenvalue Schrödinger problem, using a non-relativistic Hamiltonian with a potential, V , defined by $2MV = y^2 |H|^2 + J$, and taking $E^2/2M \rightarrow E_{\text{NR}}$, where E_{NR} stands for the non-relativistic energy eigenvalue, and M would correspond to the mass of the particle in the corresponding non-relativistic problem. For potentials which are piecewise constant, the solutions can be expressed in terms of spherical Bessel functions. We are interested in bound states, which means that E^2 must be below $m^2 + J$ and above J (for particles, as opposed to antiparticles, we also take $E > 0$). Here we defined $m \equiv yv/\sqrt{2}$, the mass of the χ field in the normal EWSB vacuum, when $J = 0$.

For the s -wave case, we have $\nabla^2 \psi = r^{-2} \frac{d}{dr}(r^2 \psi')$ and ²³

$$\psi(r) = \begin{cases} \frac{A}{r} \sin(Kr) & \text{for } r < R \\ \frac{B}{r} e^{-\kappa r} & \text{for } r > R \end{cases}, \quad (117)$$

where

$$K = \sqrt{E^2 - J}, \quad (118)$$

$$\kappa = \sqrt{m^2 + J - E^2} \quad (119)$$

are both real. Matching the functions and their first derivatives at $r = R$ and dividing the two relations leads to the equation for the spectrum

$$-\cot(KR) = \frac{\kappa}{K}. \quad (120)$$

²³We use K for the wavevector in the inner region to reserve the symbol k for the wavevector in the outside region for scattering states with $E > 0$. In the non-relativistic limit this means $E = k^2/2m$ and $k = i\kappa$ when $E < 0$ and the wavefunction is in the classically forbidden region [as in the second line of Eq. (117)].

Setting $J = 0$ leads to Eq. (51), describing the s -wave spectrum of a particle that gets its mass only from the background H . A similar analysis can be applied to higher partial waves.

Let us establish the condition for the existence of at least one bound state. Writing $E \equiv m + \Delta E$, the first possible bound state appears when $\Delta E < 0$ with $|\Delta E| \rightarrow 0$, i.e. just at threshold. In this case, Eq. (51) reads

$$-\cot(mR) \approx \sqrt{\frac{-2\Delta E}{m}}. \quad (121)$$

If $mR = \frac{\pi}{2} + \epsilon$ for $0 < \epsilon \ll 1$, the cotangent is negative and there is a solution for $\Delta E \approx -(\epsilon^2/2)m$, consistent with the approximation $|\Delta E| \ll m$ made above. Thus, we see that the (minimum) threshold radius for the existence of a bound state is $R_{\text{th}} = \pi/(2m)$. Note that this problem is not exactly the same as a non-relativistic 3D well, since we are taking into account here the fact that the mass vanishes inside R (recall that m above simply stands for $yv/\sqrt{2}$).²⁴ So, even though the χ particle inside the well is “massless”, it can be bound. For larger R , more bound states appear with an asymptotic spacing

$$|E_{n+1} - E_n| \sim \frac{\pi}{2R}. \quad (122)$$

In the large R limit, the ground state has energy of order $E \approx 0$, which corresponds to a binding energy of order $-\Delta E \approx m$.

Let us now consider nucleons, whose mass is essentially independent of v . The relevant terms in the (physical) nucleon Lagrangian read

$$\begin{aligned} \mathcal{L}_N &\supset -m_N \bar{N}N - y_{hNN} h \bar{N}N \\ &= -m_N \bar{N}N - y_{hNN} (\sqrt{2}H - v) \bar{N}N. \end{aligned}$$

For a “scalar nucleon” we can then set $J = m_N^2$ and $|H|^2 \rightarrow 2|H|^2 - v^2$ in Eq. (114), so that²⁵

$$K = \sqrt{E^2 - (-y_{hNN}^2 v^2 + m_N^2)}, \quad (123)$$

$$\kappa = \sqrt{m_N^2 - E^2}, \quad (124)$$

where we also relabelled $y \rightarrow y_{hNN}$. This leads to Eq. (53) in the s -wave case.

Setting $E \equiv m_N + \Delta E$, one can see that the first bound state with $\Delta E \approx 0$ appears for²⁶

$$R_{\text{th}} = \frac{1}{y_{hNN}v} \frac{\pi}{2} \approx \frac{4}{m_N} \frac{\pi}{2}, \quad (125)$$

where the second equation is specific to a nucleon. If we considered a nucleus with A nucleons one gets an additional factor of $1/A$. Again, as R increases one gets additional bound states, and in the large R limit, their (s -wave) spacing is of order $\pi/(2R)$.

²⁴We note that the threshold R is mapped into the nonrelativistic result $R_{\text{th}} = \frac{1}{\sqrt{2mV_0}} \frac{\pi}{2}$ with the identification $V_0 = m/2$, as expected from the discussion after Eq. (116), taking $M = m$.

²⁵Alternatively, one can make $H \rightarrow \sqrt{2}H - v$, adding an explicit minus sign in front of the $y_{hNN}^2 (\sqrt{2}H - v)^2$ term in Eq. (114) to model a well instead of a barrier.

²⁶The threshold R coincides with the one found in the nonrelativistic analysis of a particle of mass m_N in a potential well of depth $2m_N V_0 = (y_{hNN}v)^2$. See footnote 24.

D Simple Example of Scattering Against a Heavy Object

In this appendix we illustrate the method used in the main text to compute scattering cross sections with a simple toy model. We take the interaction terms

$$\mathcal{L}_{\text{int}} = \mu \Phi^\dagger \Phi h + g h \bar{\chi} \chi , \quad (126)$$

where Φ and h are scalars (complex and real, respectively), and χ is a Dirac fermion. We assume that Φ is much heavier than χ . In this situation, the approach is to first find the h field induced by Φ , then consider the scattering of χ in such an h background.

Consider an “elementary” Φ configuration in its rest frame given by

$$\Phi(\vec{x}, t) = \frac{1}{\sqrt{2}} \phi_0 e^{-iM_\Phi t} , \quad (127)$$

where M_Φ is the Φ mass. In the h EOM this enters as a source

$$(\square + m_h^2) h = \frac{1}{2} \mu \phi_0^2 = \int d^3x \frac{1}{2} \mu \phi_0^2 \delta(\vec{x}) , \quad (128)$$

which can be interpreted as the superposition of point-like sources

$$(\square + m_h^2) h = \frac{1}{2} \mu \phi_0^2 \Delta V \delta(\vec{x}) . \quad (129)$$

The Φ charge contained in volume ΔV in the configuration of Eq. (127) is

$$Q = M_\Phi \phi_0^2 \Delta V , \quad (130)$$

so we can write Eq. (129) as

$$(\square + m_h^2) h = \frac{1}{2} \frac{\mu}{M_\Phi} Q \delta(\vec{x}) . \quad (131)$$

The static and spherically symmetric h field induced by the point-like source is

$$h(r) = -\frac{1}{4\pi} \left(\frac{1}{2} \frac{\mu}{M_\Phi} Q \right) \frac{1}{r} e^{-m_h r} . \quad (132)$$

We can now turn to the fermion, which sees a potential $V(r) = g h(r)$. In the Born approximation, the differential scattering cross section is given by

$$\begin{aligned} f(E, \theta) &= -\frac{2m_\chi}{q} \int_0^\infty dr r \sin(qr) V(r) \\ &= \frac{g}{4\pi} \frac{m_\chi}{M_\Phi} \frac{\mu Q}{q^2 + m_h^2} , \end{aligned} \quad (133)$$

where $q \equiv |\vec{q}|$. The total cross section for $\vec{q} = 0$ is

$$\sigma = \frac{g^2 \mu^2 Q^2}{4\pi m_h^4} \left(\frac{m_\chi}{M_\Phi} \right)^2. \quad (134)$$

Let us now repeat the computation following a textbook quantum field theory approach. The tree-level invariant amplitude for $\Phi\chi \rightarrow \Phi\chi$ scattering is

$$\mathcal{M} = (i\mu) \frac{i}{q^2 - m_h^2} (ig)(\bar{u}u), \quad (135)$$

where for elastic scattering $q^2 = q_\mu q^\mu = -|\vec{q}|^2$. In the heavy M_Φ limit, i.e. taking the Mandelstam $s \approx M_\Phi^2$, we have

$$\frac{d\sigma}{d\Omega} \approx \frac{1}{64\pi^2 M_\Phi^2} |\mathcal{M}|^2. \quad (136)$$

Using $\bar{u}u = 2m_\chi$, and taking $\vec{q} = 0$, we get

$$\sigma \approx \frac{m_\chi^2}{4\pi M_\Phi^2} \frac{g^2 \mu^2}{m_h^4}, \quad (137)$$

which reproduces Eq. (134) with $Q = 1$. This corresponds to the fact that in the QFT computation we are scattering a single Φ particle, and establishes how to implement this concept in the classical language, or generalize it for aggregates of particles. Note also that the only real assumption we have made is that $M_\Phi \gg m_\chi$. While we assumed that $\vec{q} = 0$ to compute the total cross section, this was done only for simplicity. Indeed, one can see from Eqs. (136) and (135) that

$$\frac{d\sigma}{d\Omega} \approx |f(E, \theta)|^2, \quad (138)$$

with $f(E, \theta)$ given by Eq. (133), for any \vec{q} . Although clearly the QFT approach is significantly more efficient in this example, the “fixed background” approach is better suited for the scattering against heavy extended objects, which is more naturally discussed in configuration space.

References

- [1] XENON collaboration, *Dark Matter Search Results from a One Ton-Year Exposure of XENON1T*, *Phys. Rev. Lett.* **121** (2018) 111302 [[1805.12562](#)].
- [2] S. Hawking, *Gravitationally collapsed objects of very low mass*, *Mon. Not. Roy. Astron. Soc.* **152** (1971) 75.
- [3] E. Witten, *Cosmic Separation of Phases*, *Phys. Rev.* **D30** (1984) 272.

- [4] G. Rosen, *Particlelike Solutions to Nonlinear Complex Scalar Field Theories with Positive-Definite Energy Densities*, *Journal of Mathematical Physics* **9** (1968) 996.
- [5] R. Friedberg, T. D. Lee and A. Sirlin, *A Class of Scalar-Field Soliton Solutions in Three Space Dimensions*, *Phys. Rev.* **D13** (1976) 2739.
- [6] S. R. Coleman, *Q Balls*, *Nucl. Phys.* **B262** (1985) 263.
- [7] T. D. Lee and Y. Pang, *Nontopological solitons*, *Phys. Rept.* **221** (1992) 251.
- [8] J. A. Frieman, G. B. Gelmini, M. Gleiser and E. W. Kolb, *Solitogenesis: Primordial Origin of Nontopological Solitons*, *Phys. Rev. Lett.* **60** (1988) 2101.
- [9] K. Griest and E. W. Kolb, *Solitogenesis: Cosmological Evolution of Nontopological Solitons*, *Phys. Rev.* **D40** (1989) 3231.
- [10] J. A. Frieman, A. V. Olinto, M. Gleiser and C. Alcock, *Cosmic Evolution of Nontopological Solitons. 1.*, *Phys. Rev.* **D40** (1989) 3241.
- [11] A. Kusenko and M. E. Shaposhnikov, *Supersymmetric Q balls as dark matter*, *Phys. Lett.* **B418** (1998) 46 [[hep-ph/9709492](#)].
- [12] G. R. Dvali, A. Kusenko and M. E. Shaposhnikov, *New physics in a nutshell, or Q ball as a power plant*, *Phys. Lett.* **B417** (1998) 99 [[hep-ph/9707423](#)].
- [13] A. Kusenko, V. Kuzmin, M. E. Shaposhnikov and P. G. Tinyakov, *Experimental signatures of supersymmetric dark matter Q balls*, *Phys. Rev. Lett.* **80** (1998) 3185 [[hep-ph/9712212](#)].
- [14] E. Witten, *Current Algebra, Baryons, and Quark Confinement*, *Nucl. Phys.* **B223** (1983) 433.
- [15] ATLAS, CMS collaboration, *Combined Measurement of the Higgs Boson Mass in pp Collisions at $\sqrt{s} = 7$ and 8 TeV with the ATLAS and CMS Experiments*, *Phys. Rev. Lett.* **114** (2015) 191803 [[1503.07589](#)].
- [16] E. G. Lubeck, M. C. Birse, E. M. Henley and L. Willets, *Momentum Projection and Relativistic Boost of Solitons: Coherent States and Projection*, *Phys. Rev.* **D33** (1986) 234.
- [17] D. J. Gross, R. D. Pisarski and L. G. Yaffe, *QCD and Instantons at Finite Temperature*, *Rev. Mod. Phys.* **53** (1981) 43.
- [18] R. R. Parwani, *Resummation in a hot scalar field theory*, *Phys. Rev.* **D45** (1992) 4695 [[hep-ph/9204216](#)].
- [19] P. B. Arnold and O. Espinosa, *The Effective potential and first order phase transitions: Beyond leading-order*, *Phys. Rev.* **D47** (1993) 3546 [[hep-ph/9212235](#)].
- [20] M. E. Carrington, *The Effective potential at finite temperature in the Standard Model*, *Phys. Rev.* **D45** (1992) 2933.
- [21] C. Delaunay, C. Grojean and J. D. Wells, *Dynamics of Non-renormalizable Electroweak Symmetry Breaking*, *JHEP* **04** (2008) 029 [[0711.2511](#)].
- [22] M. Carena, G. Nardini, M. Quiros and C. E. M. Wagner, *The Baryogenesis Window in the MSSM*, *Nucl. Phys.* **B812** (2009) 243 [[0809.3760](#)].

- [23] A. Katz and M. Perelstein, *Higgs Couplings and Electroweak Phase Transition*, *JHEP* **07** (2014) 108 [[1401.1827](#)].
- [24] D. Curtin, P. Meade and H. Ramani, *Thermal Resummation and Phase Transitions*, [1612.00466](#).
- [25] B. Jain, S. J. Lee and M. Son, *Validity of the effective potential and the precision of Higgs field self-couplings*, *Phys. Rev.* **D98** (2018) 075002 [[1709.03232](#)].
- [26] S. R. Coleman and E. J. Weinberg, *Radiative Corrections as the Origin of Spontaneous Symmetry Breaking*, *Phys. Rev.* **D7** (1973) 1888.
- [27] D. J. H. Chung, A. J. Long and L.-T. Wang, *125 GeV Higgs boson and electroweak phase transition model classes*, *Phys. Rev.* **D87** (2013) 023509 [[1209.1819](#)].
- [28] H. H. Patel and M. J. Ramsey-Musolf, *Baryon Washout, Electroweak Phase Transition, and Perturbation Theory*, *JHEP* **07** (2011) 029 [[1101.4665](#)].
- [29] PLANCK collaboration, *Planck 2018 results. VI. Cosmological parameters*, [1807.06209](#).
- [30] PARTICLE DATA GROUP collaboration, *Review of Particle Physics*, *Chin. Phys.* **C40** (2016) 100001.
- [31] H.-Y. Cheng and C.-W. Chiang, *Revisiting Scalar and Pseudoscalar Couplings with Nucleons*, *JHEP* **07** (2012) 009 [[1202.1292](#)].
- [32] CMS collaboration, *Search for invisible decays of a Higgs boson produced through vector boson fusion in proton-proton collisions at $\sqrt{s} = 13$ TeV*, [1809.05937](#).
- [33] ATLAS collaboration, *Search for dark matter and other new phenomena in events with an energetic jet and large missing transverse momentum using the ATLAS detector*, *JHEP* **01** (2018) 126 [[1711.03301](#)].
- [34] P. B. Price and M. H. Salamon, *Search for Supermassive Magnetic Monopoles Using Mica Crystals*, *Phys. Rev. Lett.* **56** (1986) 1226.
- [35] A. De Rujula and S. L. Glashow, *Nuclearites: A Novel Form of Cosmic Radiation*, *Nature* **312** (1984) 734.
- [36] J. Bramante, B. Broerman, R. F. Lang and N. Raj, *Saturated Overburden Scattering and the Multiscatter Frontier: Discovering Dark Matter at the Planck Mass and Beyond*, *Phys. Rev.* **D98** (2018) 083516 [[1803.08044](#)].
- [37] J. Bramante, B. Broerman, J. Kumar, R. F. Lang, M. Pospelov and N. Raj, *Foraging for dark matter in large volume liquid scintillator neutrino detectors with multiscatter events*, *Phys. Rev.* **D99** (2019) 083010 [[1812.09325](#)].
- [38] BOREXINO collaboration, *Final results of Borexino Phase-I on low energy solar neutrino spectroscopy*, *Phys. Rev.* **D89** (2014) 112007 [[1308.0443](#)].
- [39] J. Hong, W. W. Craig, P. Graham, C. J. Hailey, N. J. C. Spooner and D. R. Tovey, *The scintillation efficiency of carbon and hydrogen recoils in an organic liquid scintillator for dark matter searches*, *Astropart. Phys.* **16** (2002) 333.
- [40] V. I. Tretyak, *Semi-empirical calculation of quenching factors for ions in scintillators*, *Astropart. Phys.* **33** (2010) 40 [[0911.3041](#)].

- [41] G. Jungman, M. Kamionkowski and K. Griest, *Supersymmetric dark matter*, *Phys. Rept.* **267** (1996) 195 [[hep-ph/9506380](#)].
- [42] JUNO collaboration, *Neutrino Physics with JUNO*, *J. Phys.* **G43** (2016) 030401 [[1507.05613](#)].
- [43] von Rikhav Shah, “Studies on the trigger configuration for the JUNO experiment.” http://collaborations.fz-juelich.de/ikp/neutrino/group_mem/documents/Rikhav_Master_Thesis.pdf.
- [44] E. T. Herrin, D. C. Rosenbaum and V. L. Teplitz, *Seismic search for strange quark nuggets*, *Phys. Rev.* **D73** (2006) 043511 [[astro-ph/0505584](#)].
- [45] D. Cyncynates, J. Chiel, J. Sidhu and G. D. Starkman, *Reconsidering seismological constraints on the available parameter space of macroscopic dark matter*, *Phys. Rev.* **D95** (2017) 063006 [[1610.09680](#)].
- [46] ICECUBE collaboration, *The Design and Performance of IceCube DeepCore*, *Astropart. Phys.* **35** (2012) 615 [[1109.6096](#)].
- [47] DUNE collaboration, *Long-Baseline Neutrino Facility (LBNF) and Deep Underground Neutrino Experiment (DUNE)*, [1601.05471](#).
- [48] C. G. Callan, Jr., *Disappearing Dyons*, *Phys. Rev.* **D25** (1982) 2141.
- [49] V. A. Rubakov, *Adler-Bell-Jackiw Anomaly and Fermion Number Breaking in the Presence of a Magnetic Monopole*, *Nucl. Phys.* **B203** (1982) 311.
- [50] K. Enqvist, J. Ignatius, K. Kajantie and K. Rummukainen, *Nucleation and bubble growth in a first order cosmological electroweak phase transition*, *Phys. Rev.* **D45** (1992) 3415.
- [51] A. D. Linde, *Fate of the False Vacuum at Finite Temperature: Theory and Applications*, *Phys. Lett.* **100B** (1981) 37.
- [52] G. C. Dorsch, S. J. Huber and T. Konstandin, *Bubble wall velocities in the Standard Model and beyond*, *JCAP* **1812** (2018) 034 [[1809.04907](#)].
- [53] A. H. Guth and E. J. Weinberg, *Cosmological Consequences of a First Order Phase Transition in the SU(5) Grand Unified Model*, *Phys. Rev.* **D23** (1981) 876.
- [54] Y. Bai, A. J. Long and S. Lu, *Dark Quark Nuggets*, *Phys. Rev.* **D99** (2019) 055047 [[1810.04360](#)].