

Discrete scattering by a pair of parallel defects*

Basant Lal Sharma[†]

Gaurav Maurya[‡]

Abstract

Scattering of a time harmonic anti-plane shear wave due to either a pair of crack tips or a pair of rigid constraint tips on square lattice is considered. The two problems correspond to the so called zero-offset case of scattering due to a pair of identical Sommerfeld screens. The peculiar structural symmetry allows the reduction of coupled equations to two scalar Wiener–Hopf equations and a total of four geometrically reduced problems on lattice half-plane. Exact solution of each problem for incidence from the bulk lattice, as well as from an associated lattice waveguide, is constructed. A suitable superposition of the four expressions is used to construct the solution of the main problem. The discrete paradigm involving the wave mode incident from the waveguide is relevant for modern applications where an investigation of mechanisms of electronic and thermal transport at nanoscale remains an interesting problem.

1 Introduction

A square lattice based analogue of a canonical problem in scattering theory [1, 2, 3, 4] is discussed: a time harmonic lattice wave is incident upon a pair of semi-infinite parallel rows with either Neumann or Dirichlet condition. It is instructive to recall that, within the well established continuum framework, the scattering problem finds relevance in electro-magnetism, acoustics, and allied subjects [5, 6, 7, 8, 9, 10, 11, 12, 13, 14], as well as from the viewpoint of geometric and asymptotic approximations [15, 16, 17]. Strikingly, in the presence of an offset between the edges, so called staggered case, the scattering problem is difficult to solve [18, 19, 20] owing to the complexity of matrix Wiener–Hopf (WH) factorization [21, 22, 23, 24, 25, 26]. On the other hand, when the edges are not staggered an exact solution is well known [27, 28]; this also plays a crucial role for solving the problem with small stagger in light of an asymptotic technique [29].

Within the discrete framework, the two structures, that is, a pair of parallel cracks (Neumann condition) or a pair of rigid constraints (Dirichlet condition), can be construed as the two dimensional formulation of a three dimensional structure with a pair of parallel atomically thin cracks or rigid inclusions. The latter can be envisaged for a crystal lattice having a symmetry that allows square sub-lattice planes and at the same time admits an out-of-plane displacement relative to such sub-lattices. Both cracks or rigid inclusions can extend indefinitely in one direction and are spaced apart by certain multiples of the lattice parameter. In this paper, the incident lattice wave field as well as the scattered wave field is time harmonic with the the same frequency. Moreover,

*“Discrete scattering by a pair of parallel defects”, Philosophical Transactions of the Royal Society A: Mathematical, Physical and Engineering Sciences, 2019, Vol 378, 1–20 DOI 10.1098/rsta.2019.0102

[†]Department of Mechanical Engineering, Indian Institute of Technology Kanpur, Kanpur, U. P. 208016, India (bls@iitk.ac.in)

[‡]Department of Mechanical Engineering, Indian Institute of Technology Kanpur, Kanpur, U. P. 208016, India (gmaurya@iitk.ac.in).

it is assumed that there is a very small amount of damping present in the medium which results into a complex valued frequency with vanishingly small but positive imaginary part. The angle of incidence of the incident wave and the (real part of) incident wave frequency can be arbitrary chosen according to the passband of the considered square lattice structure [30].

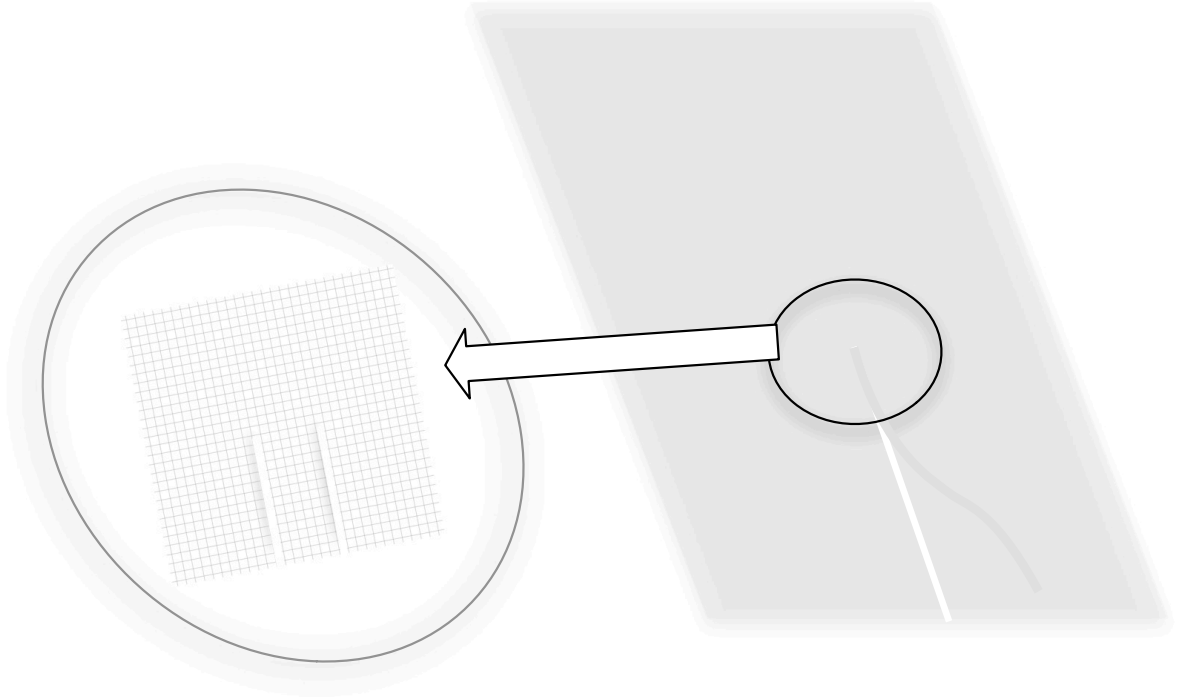


Figure 1: Square lattice attached to a single lead created by breaking bonds in a pair of semi-infinite rows.

The present paper provides an exact solution of the stated discrete scattering problem and develops a far-field approximation for the incidence from the bulk lattice as well as for the incidence from the lattice waveguide formed between defects. Analytical expressions are also provided for certain physically relevant quantities, such the crack opening displacement, namely, the foremost (broken) bond length in any of the two cracks, and the displacement of a site adjacent to the rigid constraint tip. In the scenario presented so far, the scattering problem attended in the paper involves a purely mechanical framework, however, there is a quantum-mechanical analogue as well within the tight binding approximation for the electronic wave function (see §7.3 of [31] for honeycomb lattice). The mathematical connection between a specific lattice wave (phonon) based expression [32] and that for the electronic wave has been spotted in this context [33, 34]. In the mechanical framework, a significant scientific problem of current interest concerns the nature of energy transport in structures at small scales [35]. In this regime, the transport is typically defined in terms of reflection and transmission, i.e., by so called the *Landauer viewpoint* [36, 37, 38]. The problem tackled in the paper can be also viewed as a lattice attached to a single lead

(the waveguide) which is created by breaking bonds in a pair of semi-infinite rows. The analysis of the energy flux relative to the waveguide, thus lying between the semi-infinite defects, is a derived entity based on the exact solution presented in this paper (schematically shown in Fig. 1); the relevant analysis and details shall appear elsewhere. Additionally, the non-zero offset case remains a difficult issue even in the discrete case [39], this is not analyzed in this paper.

2 Lattice model

An infinite square lattice, denoted by \mathfrak{S} , as a mechanical structure undergoing anti-plane shear motion, is considered. The lattice consists of identical particles, with in-plane spacing b , each having unit mass and interacting with only its four nearest neighbours through bonds with a spring constant $1/b^2$ (see [40] for peculiar choice of scales). A time harmonic lattice wave is assumed to be incident on a pair of rigid constraints or cracks. A crack is modeled by assuming that the spring constant between the particles surrounding the crack is zero, while the rigid constraint is characterized by the vanishing of total displacement at each constrained site. For convenience, in this paper, sometimes a subscript ‘ k ’ and ‘ c ’ is used to represent an entity associated with case of cracks and rigid constraints, respectively.

Let Σ_k (resp. Σ_c) denote the set of all lattice sites in \mathfrak{S} associated with the crack-faces (resp. rigid constraints), that is precisely those sites which miss one nearest neighbor bond (resp. those sites whose displacement is restricted to be zero). Suppose N is a positive integer (greater than 1). Let \mathbb{Z} denote the set of all integers. Let \mathbb{Z}^2 denote the set $\mathbb{Z} \times \mathbb{Z}$. Corresponding to a separation of $2N$ (resp. $2N - 1$), i.e., for even (resp. odd) width N_w of waveguide formed between both cracks,

$$\begin{aligned} \Sigma_k := & \{(\mathbf{x}, \mathbf{y}) \in \mathbb{Z}^2 : \mathbf{x} \geq 0, \mathbf{y} = -N, -N - 1\} \cup \{(\mathbf{x}, \mathbf{y}) \in \mathbb{Z}^2 : \mathbf{x} \geq 0, \mathbf{y} = N, N - 1\}, \\ (\text{resp. } \Sigma'_k := & \{(\mathbf{x}, \mathbf{y}) \in \mathbb{Z}^2 : \mathbf{x} \geq 0, \mathbf{y} = -N + 1, -N\} \cup \{(\mathbf{x}, \mathbf{y}) \in \mathbb{Z}^2 : \mathbf{x} \geq 0, \mathbf{y} = N, N - 1\}). \end{aligned} \quad (2.1a)$$

With separation $2N$ (resp. $2N - 1$), i.e., even (resp. odd) N_w waveguide within rigid constraints,

$$\begin{aligned} \Sigma_c := & \{(\mathbf{x}, \mathbf{y}) \in \mathbb{Z}^2 : (\mathbf{x}, -N - 1) \in \mathbb{Z}^2 : \mathbf{x} \geq 0\} \cup \{(\mathbf{x}, \mathbf{y}) \in \mathbb{Z}^2 : (\mathbf{x}, +N) \in \mathbb{Z}^2 : \mathbf{x} \geq 0\}, \\ (\text{resp. } \Sigma'_c := & \{(\mathbf{x}, \mathbf{y}) \in \mathbb{Z}^2 : (\mathbf{x}, -N) \in \mathbb{Z}^2 : \mathbf{x} \geq 0\} \cup \{(\mathbf{x}, \mathbf{y}) \in \mathbb{Z}^2 : (\mathbf{x}, +N) \in \mathbb{Z}^2 : \mathbf{x} \geq 0\}). \end{aligned} \quad (2.1b)$$

For convenience, the two different parities of the width N_w are represented by a parity bit \mathfrak{v} ($\mathfrak{v} = 1$ corresponding to the odd case and $\mathfrak{v} = 0$ for even). The sets $\Sigma_k, \Sigma'_k, \Sigma_c, \Sigma'_c$, from (2.1a) and (2.1b), can be alternatively described as the broken bonds exist between $\mathbf{y} = N, N - 1$ and $\mathbf{y} = -N + \mathfrak{v}, -N - 1 + \mathfrak{v}$, while the rigid constraints are located at $\mathbf{y} = N$ and $\mathbf{y} = -N - 1 + \mathfrak{v}$. With Σ representing either of $\Sigma_k, \Sigma'_k, \Sigma_c, \Sigma'_c$, the equation of motion at $(\mathbf{x}, \mathbf{y}) \in \mathbb{Z}^2 \setminus \Sigma$ is

$$\frac{d^2}{dt^2} \mathbf{u}_{\mathbf{x}, \mathbf{y}} = \frac{1}{b^2} \Delta \mathbf{u}_{\mathbf{x}, \mathbf{y}}, \text{ where } \Delta \mathbf{u}_{\mathbf{x}, \mathbf{y}} := \mathbf{u}_{\mathbf{x}+1, \mathbf{y}} + \mathbf{u}_{\mathbf{x}-1, \mathbf{y}} + \mathbf{u}_{\mathbf{x}, \mathbf{y}+1} + \mathbf{u}_{\mathbf{x}, \mathbf{y}-1} - 4\mathbf{u}_{\mathbf{x}, \mathbf{y}}. \quad (2.2)$$

Remark 1 *The equation of motion on sites located on the upper and lower face of a crack, respectively, is*

$$\frac{d^2}{dt^2} \mathbf{u}_{\mathbf{x}, \mathbf{y}} = \frac{1}{b^2} (\mathbf{u}_{\mathbf{x}+1, \mathbf{y}} + \mathbf{u}_{\mathbf{x}-1, \mathbf{y}} + \mathbf{u}_{\mathbf{x}, \mathbf{y}+1} - 3\mathbf{u}_{\mathbf{x}, \mathbf{y}}), \quad (2.3a)$$

$$\frac{d^2}{dt^2} \mathbf{u}_{\mathbf{x}, \mathbf{y}} = \frac{1}{b^2} (\mathbf{u}_{\mathbf{x}+1, \mathbf{y}} + \mathbf{u}_{\mathbf{x}-1, \mathbf{y}} + \mathbf{u}_{\mathbf{x}, \mathbf{y}-1} - 3\mathbf{u}_{\mathbf{x}, \mathbf{y}}). \quad (2.3b)$$

Remark 2 *The equation of motion on sites immediately above and below a rigid constraint, respectively, is*

$$\frac{d^2}{dt^2} \mathbf{u}_{x,y} = \frac{1}{b^2} (\mathbf{u}_{x+1,y} + \mathbf{u}_{x-1,y} + \mathbf{u}_{x,y+1} - 4\mathbf{u}_{x,y}), \quad (2.4a)$$

$$\frac{d^2}{dt^2} \mathbf{u}_{x,y} = \frac{1}{b^2} (\mathbf{u}_{x+1,y} + \mathbf{u}_{x-1,y} + \mathbf{u}_{x,y-1} - 4\mathbf{u}_{x,y}). \quad (2.4b)$$

The equation of motion for the single site facing a semi-infinite rigid constraint is

$$\frac{d^2}{dt^2} \mathbf{u}_{x,y} = \frac{1}{b^2} (\mathbf{u}_{x+1,y} + \mathbf{u}_{x,y+1} + \mathbf{u}_{x,y-1} - 4\mathbf{u}_{x,y}), \quad (2.4c)$$

Indeed, for the sites on each rigid constraint $\mathbf{u}_{x,y} = 0$.

In this paper, the considered structure admits two distinct kinds of incident waves: one type of incident wave is the *bulk lattice wave* that corresponds to the passband of the square lattice outside the waveguide formed by the two semi-infinite defects, while the second type of incident wave is the *lattice waveguide mode* that corresponds to the passband of the waveguide formed by the two semi-infinite defects. The role of *type* of incidence is emphasized by writing ‘incidence from the bulk lattice’ vis-a-vis ‘*incidence from the waveguide*’. Consider the former and let \mathbf{u}^{iB} describe the incident wave with frequency ω and a lattice wave vector (κ_x, κ_y) ; specifically,

$$\mathbf{u}_{x,y}^{iB} := A e^{i\kappa_x x + i\kappa_y y - i\omega t}, \quad (2.5)$$

where $A \in \mathbb{C}$ is constant (\mathbb{C} denotes the set of complex numbers; $z \in \mathbb{C}$, $z = z_1 + iz_2$, $z_1 \in \mathbb{R}$, $z_2 \in \mathbb{R}$ with \mathbb{R} as the set of real numbers). Following a traditional choice in diffraction theory [41, 42], as a way to avoid the technical issues associated with nondecaying wavefronts, a vanishingly small amount of damping is introduced in the lattice model. This leads to a complex ω with a vanishingly small but positive imaginary part. Throughout the paper, the factor, $e^{-i\omega t}$, is suppressed. In the absence of damping, by virtue of (2.2) in intact lattice ($\mathbf{u} = \mathbf{u}^{iB}$), the triplet ω ($:= b\omega$), κ_x , and κ_y satisfies the dispersion relation

$$\omega^2 = 4(\sin^2 \frac{1}{2} \kappa_x + \sin^2 \frac{1}{2} \kappa_y), \quad (\kappa_x, \kappa_y) \in [-\pi, \pi]^2, \quad (2.6)$$

while the lattice wave (2.5) is diffracted by the pair of semi-infinite defects as illustrated by Fig. 2. With $\omega = \omega_1 + i\omega_2$, $\omega_2 > 0$, it is easy to see that the wave number of the bulk incident lattice wave \mathbf{u}^{iB} (2.5) is also a complex number, i.e., $\kappa = \kappa_1 + i\kappa_2$, $\kappa_2 > 0$, which is related to the complex κ_x and κ_y through (2.6) and the angle of incidence $\Theta \in (-\pi, \pi]$ of \mathbf{u}^{iB} so that $\kappa_x = \kappa \cos \Theta$, $\kappa_y = \kappa \sin \Theta$. Due to symmetry it is enough to consider $\Theta \in (0, \pi]$. For the assumed model, when $\omega_1 \in (2, 2\sqrt{2})$ the allowed values Θ lie in a subset of $(0, \pi]$. In general, it is assumed that $\omega_1 \in [0, 2\sqrt{2}] \setminus S_e$, where $S_e = \{0, 2, 2\sqrt{2}\}$ [43]. The assumption of complex frequency, analogous to above, holds for the *incidence from the waveguide* when a wave mode inside the waveguide formed by the two defects replaces the ansatz (2.5).

Taking cue from the continuum model [20, 42], with some effort for the discrete model, it is easy to recognize the presence of a 2×2 matrix Wiener–Hopf (WH) kernel [39, 44]; the details are omitted in this paper [39]. Intuitively, the 2×2 matrix WH kernel arises as the two sequences of sources on a pair of semi-infinite rows, induced by the defects interacting with incident wave and scattered wave, cannot be de-coupled from each other in the presence of stagger.

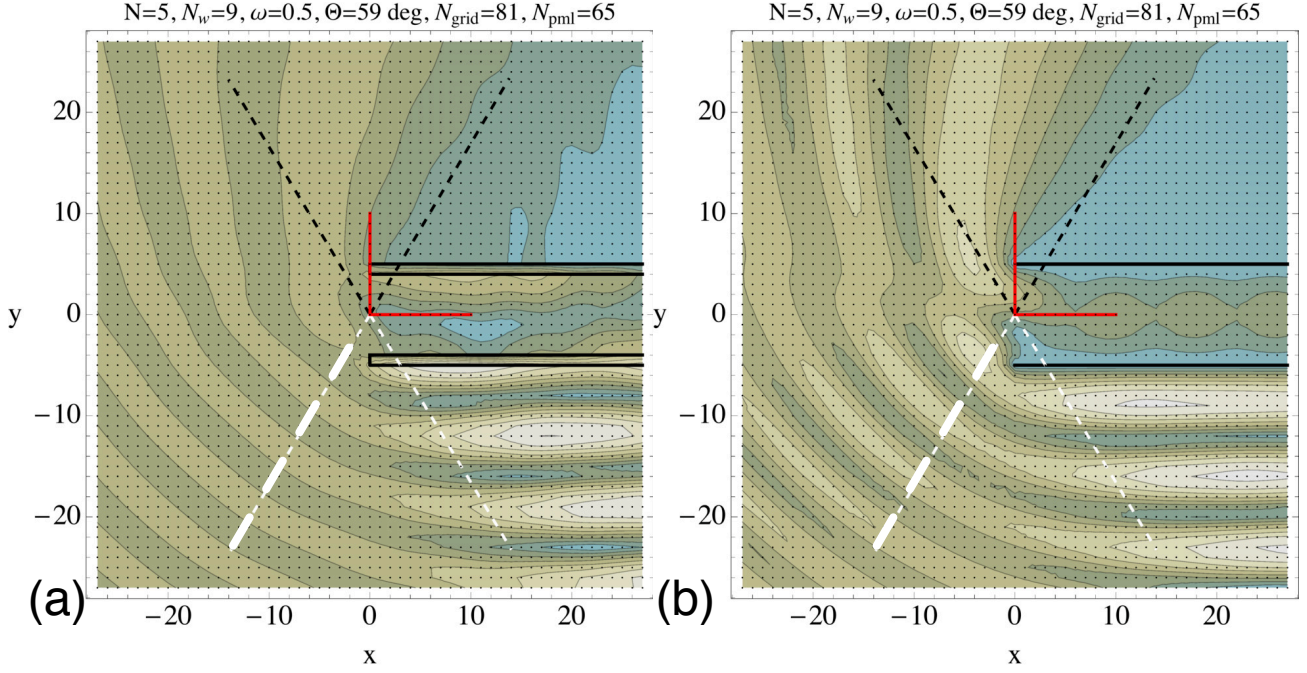


Figure 2: Square lattice with a pair of semi-infinite (a) cracks and (b) rigid constraints. Illustration provides the contourplot of the total wavefield, obtained by numerical scheme (summarized in an Appendix of [40]), in the presence of incident wave (2.5) (shown as thick white ray). Here $\imath = 1$ as N_w is odd.

Remark 3 *On the lines of §3 of [45] and §7 of [46], it is stated without proof that given $\omega_2 > 0$ and $\omega_1 \in [0, 2\sqrt{2}] \setminus S_e$, there exists a unique solution of the scattered wave field in $\ell_2(\mathbb{Z}^2)$. The proof (omitted in this paper) utilizes the properties of 2×2 matrix WH kernel analogous to those stated as Lemma 3.1 and Lemma 3.2 in [45] and Lemma 7.1 in [46].*

However, from the viewpoint of explicit solution, going beyond the existence and uniqueness of the solution in Remark 3, in the special case of the absence of stagger, due to the alignment of the defect tips (see Fig. 3), a reduction from infinite lattice \mathfrak{S} to lattice half-plane, denoted by \mathfrak{S}_H , can be exploited. This is possible due to the geometric reflection symmetry as explained in the next section.

3 Geometric symmetry based reduction

In order to utilize the geometric symmetry in the physical structure, it is natural to consider the even/odd symmetry relative the mid-plane (shown by thick dashed line in Fig. 3). According to (2.1), with odd number of rows in-between the defects, the waveguide width N_w is $2N - 1$, on the other hand for the even number of rows in-between, the corresponding waveguide width formed by the two rigid constraints and by the two cracks is $N_w = 2N$. The main idea behind the reduction to lattice-half plane can be understood as follows.

Consider the (bulk) incident wave (2.5). Recall Fig. 4. Two cases arise depending on the even/odd parity of the separation between the two cracks or rigid constraints. For $(\mathbf{x}, \mathbf{y}) \in \mathbb{Z}^2$,

$$\mathbf{u}_{\mathbf{x}, \mathbf{y}}^{iB} = \frac{1}{2}(\mathbf{u}_{\mathbf{x}, \mathbf{y}}^{iB} + \mathbf{u}_{\mathbf{x}, -\mathbf{y}-1}^{iB}) + \frac{1}{2}(\mathbf{u}_{\mathbf{x}, \mathbf{y}}^{iB} - \mathbf{u}_{\mathbf{x}, -\mathbf{y}-1}^{iB}) \quad (3.1a)$$

$$= Ae^{i\kappa_x x} e^{-i\frac{1}{2}\kappa_y} \cos \kappa_y (y + \frac{1}{2}) + iAe^{i\kappa_x x} e^{-i\frac{1}{2}\kappa_y} \sin \kappa_y (y + \frac{1}{2}), \quad (3.1b)$$

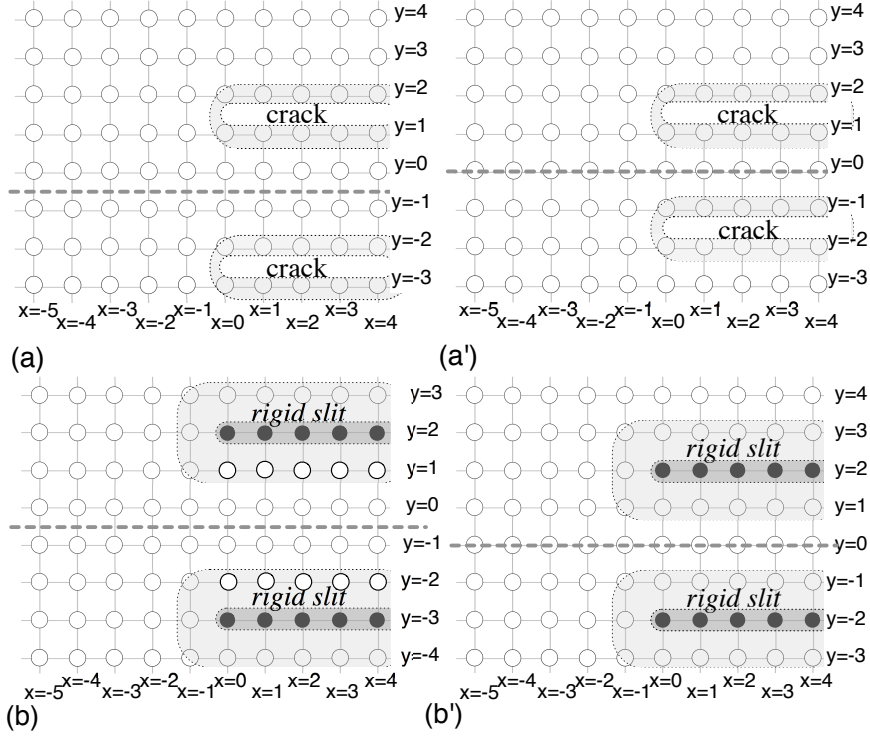


Figure 3: Square lattice with the broken vertical bonds between (with $N = 2$) (a) $y = \pm N, y = \pm N - 1$, for all $x \geq 0$, (a') $y = \pm N, y = \pm N \mp 1$, for all $x \geq 0$, the constrained sites located (with $N = 2$) at (b) $y = \pm N - \frac{1}{2} \pm \frac{1}{2}$, for all $x \geq 0$, (b') $y = \pm N$, for all $x \geq 0$.

and

$$\mathbf{u}_{x,y}^{iB} = \frac{1}{2}(\mathbf{u}_{x,y}^{iB} + \mathbf{u}_{x,-y}^{iB}) + \frac{1}{2}(\mathbf{u}_{x,y}^{iB} - \mathbf{u}_{x,-y}^{iB}) \quad (3.2a)$$

$$= A e^{i\kappa_x x} \cos \kappa_y y + i A e^{i\kappa_x x} \sin \kappa_y y. \quad (3.2b)$$

The first term in (3.1b) (resp. (3.2b)) is even-symmetric relative to $y = -\frac{1}{2}$ (resp. $y = 0$) while the second term is odd-symmetric. Due to the linearity of the scattering problem, using the uniqueness of the solution stated above in Remark 3, it is clear that the scattered wave field also respects the same symmetry and admits an *identical* decomposition where its even-symmetric (resp. odd-symmetric) component corresponds to even-symmetric (resp. odd-symmetric) component of incident wave.

For the even symmetry of the wave field (incident as well as scattered) in case of even separation, the equivalent reduction to lattice half-plane \mathfrak{S}_H with free boundary condition is, thus, possible since $\mathbf{u}_{x,y} = \mathbf{u}_{x,-y-1}, y \geq 0$ leads to effectively an absence of bond between the rows located at $y = 0$ and $y = -1$. Similarly, for the odd symmetry in case of odd separation, the equivalent reduction to lattice half-plane \mathfrak{S}_H with fixed boundary condition holds since $\mathbf{u}_{x,y} = -\mathbf{u}_{x,-y}, y \geq 0$ leads to a zero displacement condition for the row located at $y = 0$. In the other two cases the problem becomes equivalent to a lattice half-plane problem with a slightly different boundary condition; the details are omitted. See Fig. 4 for a graphical depiction of the geometric symmetry for the context of a pair of semi-infinite defects.

The diffraction problems on infinite lattice \mathfrak{S} involving a pair of semi-infinite defects have been solved in this paper by reduction to a problem on lattice half-plane \mathfrak{S}_H with a single semi-infinite defect forming a waveguide with lattice half-plane boundary at $y = 0$. For this purpose, consider

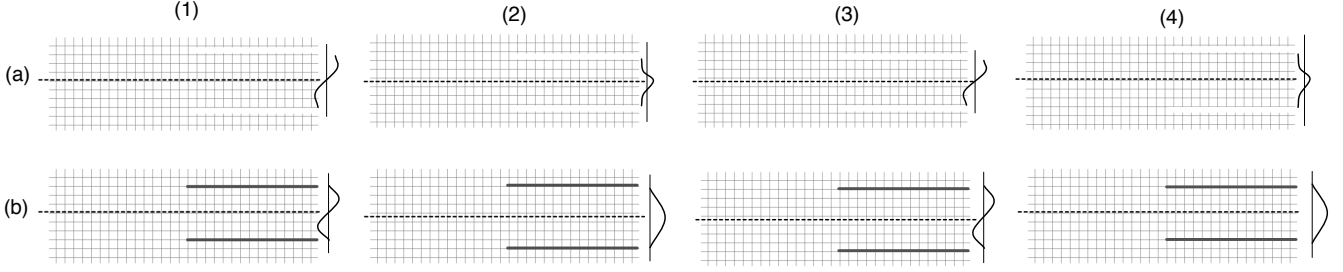


Figure 4: Square lattice with a pair of semi-infinite cracks or rigid constraints and geometric symmetry related to the incident and outgoing wave. The labels (1)–(4) correspond to the conditions Case H1–H4.

the following definition

$$\mathbb{Z}_H^2 := \{(\mathbf{x}, y) : \mathbf{x}, y \in \mathbb{Z}, y \geq 0\}. \quad (3.3)$$

The coordinates associated with \mathfrak{S}_H , including a single semi-infinite defect, are illustrated in Fig. 5 (the same can be contrasted with the choice of coordinates for the infinite lattice as shown in Fig. 3). The condition at half-plane boundary is described by two parameters β and γ as

Case H1: $\beta = 0, \gamma = 0$ at $y = 1$ for infinite lattice (Fig. 3a', b'), and at $y = 0$ for the lattice half-plane the boundary condition uses $\mathbf{u}_{,y-1} = 0$,

Case H2: $\beta = 0, \gamma = -1$ at $y = 0$ for infinite lattice (Fig. 3a, b) and at $y = 0$ for the lattice half-plane the boundary condition uses $\mathbf{u}_{,y-1} = +\mathbf{u}_{,y}$,

Case H3: $\beta = 0, \gamma = 1$ at $y = 0$ for infinite lattice (Fig. 3a, b) and at $y = 0$ for the lattice half-plane the boundary condition uses $\mathbf{u}_{,y-1} = -\mathbf{u}_{,y}$,

Case H4: $\beta = 1, \gamma = 0$ at $y = 0$ for infinite lattice (Fig. 3a', b') and at $y = 0$ for the lattice half-plane the boundary condition uses $\mathbf{u}_{,y-1} = \mathbf{u}_{,y+1}$.

In a general case, that includes Case H1–H4, for lattice row at the half-plane boundary ($y = 0$),

$$\mathbf{u}_{x+1,y} + \mathbf{u}_{x-1,y} + \mathbf{u}_{x,y+1} + (\omega^2 - 4)\mathbf{u}_{x,y} + \beta\mathbf{u}_{x,y+1} - \gamma\mathbf{u}_{x,y} = 0. \quad (3.4)$$

Naturally, the scattering occurs due to a single semi-infinite defect along with an equation of motion (3.4) (boundary condition) at the edge of the half-plane \mathfrak{S}_H in the presence of the incident wave (2.5). In view of the reduction (Fig. 3–Fig. 5), it is convenient to consider a modified expression for the incident wave (derived from (2.5) using the reduction based on geometric symmetry) that itself satisfies the boundary condition (3.4); in particular,

$$\mathbf{u}_{\mathbf{x},y}^i := A e^{i\kappa_x \mathbf{x} + i\kappa_y y} + c_B A e^{i\kappa_x \mathbf{x} - i\kappa_y y}, \quad (\mathbf{x}, y) \in \mathbb{Z}^2, y \geq 0, \quad (3.5)$$

where c_B is given by

$$c_B = \mathbf{C}_B(e^{-i\kappa_y}), \quad \mathbf{C}_B(\zeta) := -\frac{\mathcal{F}_B(\zeta)}{\mathcal{F}_B(\zeta^{-1})}, \quad \mathcal{F}_B(\zeta) = \zeta - \beta\zeta^{-1} + \gamma. \quad (3.6)$$

Above expression results after simplification of $-e^{-i\kappa_y} - c_B e^{i\kappa_y} + \beta(e^{i\kappa_y} + c_B e^{-i\kappa_y}) - \gamma(1 + c_B) = 0$.

The general case of the scattering problem on a lattice half-plane \mathfrak{S}_H with above boundary condition (3.4) involving β and γ can be solved using the complex analysis as developed in [32] and [47]. Details, using similar notation, are provided below while also following the technique introduced in [40, 48].

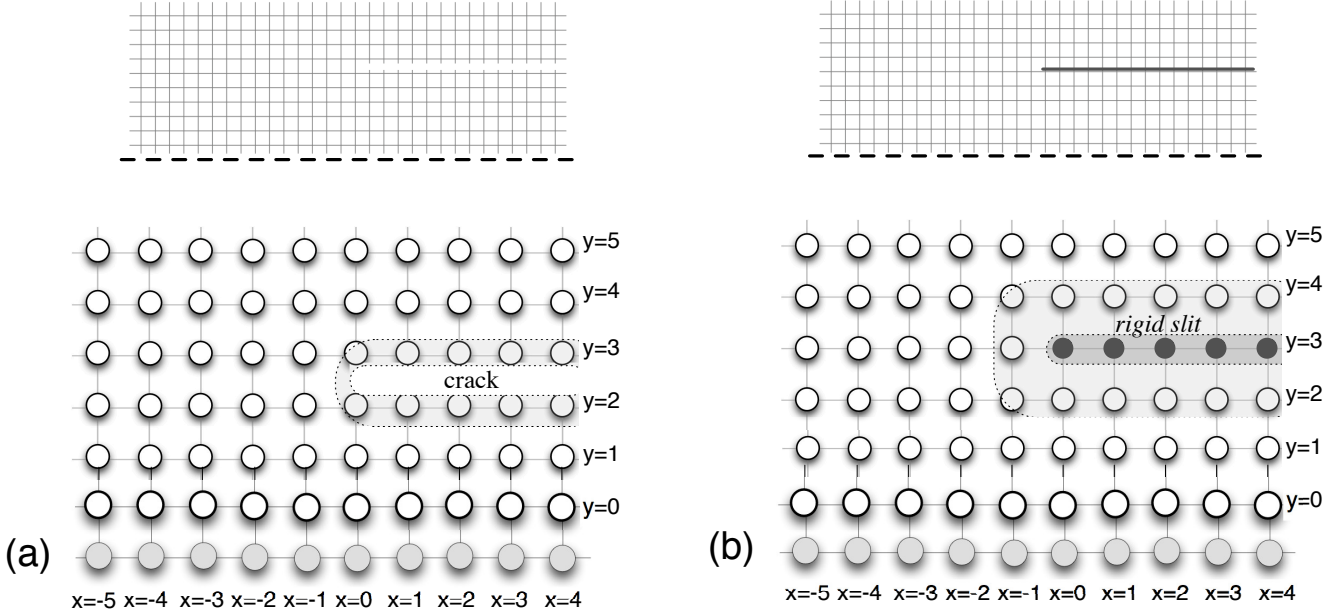


Figure 5: (Top) Reduction based on Fig. 4. (Bottom) Square lattice \mathfrak{G} with the semi-infinite defect at $y = N (= 3)$ and equation of motion (3.4) at the edge of the half-plane \mathfrak{G}_H in the presence of the incident wave (2.5).

4 Exact solution based on WH method

Let (recall (3.3))

$$\Sigma_k^H := \{(\mathbf{x}, y) \in \mathbb{Z}_H^2 : \mathbf{x} \geq 0, y = N, N - 1\}, \quad (4.1a)$$

$$\Sigma_c^H := \{(\mathbf{x}, y) \in \mathbb{Z}_H^2 : (\mathbf{x}, N) \in \mathbb{Z}^2 : \mathbf{x} \geq 0\}. \quad (4.1b)$$

Above sets correspond to the crack and rigid constraint provided in the schematic illustration of Fig. 5a, b, respectively. The total field \mathbf{u}^t at an arbitrary site in \mathfrak{G}_H is a sum of the incident wave field \mathbf{u}^i (3.5) and the scattered field \mathbf{u}^s . For simplicity, the letter \mathbf{u} is used in place of \mathbf{u}^s . By (2.2) and the definition of ω , the total field \mathbf{u}^t satisfies the discrete Helmholtz equation

$$\Delta \mathbf{u}_{\mathbf{x},y}^t + \omega^2 \mathbf{u}_{\mathbf{x},y}^t = 0, \quad (\mathbf{x}, y) \in \mathbb{Z}_H^2 \setminus \Sigma, \text{ where } \mathbf{u}_{\mathbf{x},y}^t = \mathbf{u}_{\mathbf{x},y}^i + \mathbf{u}_{\mathbf{x},y}, (\mathbf{x}, y) \in \mathbb{Z}^2, \quad (4.2)$$

except on the single rigid constraint $\Sigma = \Sigma_c^H$ (the equation corresponding to (2.4) holds in the sites near the constraint) or the crack-faces of the single crack $\Sigma = \Sigma_k^H$ (where the equation corresponding to (2.3) holds), while at (half-plane boundary) $y = 0$ (3.4) holds.

Let the letter \mathcal{H} stands for the Heaviside function: $\mathcal{H}(\mathbf{x}) = 0, \mathbf{x} < 0$ and $\mathcal{H}(\mathbf{x}) = 1, \mathbf{x} \geq 0$. The discrete Fourier transform [40] of the scattered field $\{\mathbf{u}_{\mathbf{x},y}\}_{\mathbf{x} \in \mathbb{Z}}$ at given $y \in \mathbb{Z}$ is defined by

$$\mathbf{u}_y^F := \mathbf{u}_{y,+} + \mathbf{u}_{y,-}, \mathbf{u}_{y,\pm} = \sum_{x=-\infty}^{+\infty} z^{-x} \mathcal{H}(\pm x - \frac{1}{2} \pm \frac{1}{2}) \mathbf{u}_{x,y}. \quad (4.3)$$

In this paper, z denotes the complex variable after the application of Fourier transform. By an application of (discrete) Fourier transform (4.3) (see also other details in Appendix A), in view of the form of incident wave (3.5) and splitting of the total wave field, the condition (3.4) at $y = 0$ becomes

$$(\mathbb{Q} + \gamma) \mathbf{u}_0^F = (1 + \beta) \mathbf{u}_1^F, \quad \text{where } \mathbb{Q}(z) := 4 - z - z^{-1} - \omega^2, z \in \mathbb{C}. \quad (4.4)$$

(a) Crack

Let \mathbb{Z}_a^b denote the set of integers $\{a, a+1, \dots, b\}$. Using the definition of λ (A.1) [40, 48, 49], the Fourier transform of the (scattered component of the) solution of eq. (4.2) is expressed as

$$\mathbf{u}_y^F = \mathbf{u}_N^F \lambda^{y-N}, \quad \mathbf{u}_y^F = \mathbf{u}_0^F \left(\frac{\lambda^{-2N+2} \lambda^y - \lambda^{-y}}{\lambda^{-2N+2} - 1} \right) + \mathbf{u}_{N-1}^F \left(\frac{\lambda^{-N+1} \lambda^{-y} - \lambda^{-N+1} \lambda^y}{\lambda^{-2N+2} - 1} \right). \quad (4.5)$$

for $y \geq N$ and $y \in \mathbb{Z}_0^{N-1}$, respectively. Note that

$$\mathbf{u}_1^F = f_1 \mathbf{u}_0^F + g_1 \mathbf{u}_{N-1}^F, \quad \mathbf{u}_{N-2}^F = f_{N-2} \mathbf{u}_0^F + g_{N-2} \mathbf{u}_{N-1}^F, \quad \mathbf{u}_{N+1}^F = \mathbf{u}_N^F \lambda, \quad (4.6)$$

$$\text{where } f_1 := \frac{\lambda^{-N+2} - \lambda^{N-2}}{\lambda^{-2N+2} - 1} \lambda^{-N+1}, f_{N-2} := \frac{\lambda^{-1} - \lambda}{\lambda^{-2N+2} - 1} \lambda^{-N+1}, g_1 = f_{N-2}, g_{N-2} = f_1. \quad (4.7)$$

By (4.4) and (4.6), \mathbf{u}_0^F can be expressed in terms of \mathbf{u}_{N-1}^F ,

$$\mathbf{u}_0^F = \frac{(1 + \beta) f_{N-2}}{(\mathbb{Q} + \gamma - (1 + \beta) f_1)} \mathbf{u}_{N-1}^F, \quad (4.8)$$

thereby reducing the set of unknown functions in (4.5) to \mathbf{u}_N^F and \mathbf{u}_{N-1}^F . For the lattice row at $y = N - 1$ and $y = N$, respectively,

$$-\omega^2 \mathbf{u}_{x,N-1} + (\mathbf{u}_{x,N-1} - \mathbf{u}_{x,N}) \mathcal{H}(-\mathbf{x} - 1) = (\mathbf{u}_{x,N-1}^i - \mathbf{u}_{x,N}^i) \mathcal{H}(\mathbf{x}) + \mathbf{u}_{x+1,N-1} + \mathbf{u}_{x-1,N-1} + \mathbf{u}_{x,N-2} - 3\mathbf{u}_{x,N-1}, \quad (4.9a)$$

$$-\omega^2 \mathbf{u}_{x,N} + (\mathbf{u}_{x,N} - \mathbf{u}_{x,N-1}) \mathcal{H}(-\mathbf{x} - 1) = (\mathbf{u}_{x,N}^i - \mathbf{u}_{x,N-1}^i) \mathcal{H}(\mathbf{x}) + \mathbf{u}_{x+1,N} + \mathbf{u}_{x,N-1,N} + \mathbf{u}_{x,N+1} - 3\mathbf{u}_{x,N}. \quad (4.9b)$$

Following commonly used notation, It is supposed that $|z|$ denotes the modulus and $\arg z$ denotes the argument (with branch cut along negative real axis) for $z \in \mathbb{C}$. Let

$$\delta_{D^+}(z) := \sum_{x=0}^{\infty} z^{-x} = (1 - z^{-1})^{-1}, \quad |z| > 1, \text{ and } z_P := e^{ik_x}, \quad (4.10)$$

$$\mathbf{v}_{N,+}^i := \sum_{x=0}^{\infty} z^{-x} (\mathbf{u}_{x,N}^i - \mathbf{u}_{x,N-1}^i) = \mathbf{v}_{0,N}^i \delta_{D^+}(z z_P^{-1}), \quad (4.11)$$

$$\text{with } \mathbf{v}_{0,N}^i := \mathbb{A} (e^{ik_y N} + c_B e^{-ik_y N} - e^{-ik_y} e^{ik_y N} - c_B e^{ik_y} e^{-ik_y N}). \quad (4.12)$$

As special case of (4.3), using the definitions $\mathbf{u}_{N;\pm} = \sum_{x=-\infty}^{+\infty} z^{-x} \mathcal{H}(\pm x - \frac{1}{2} \pm \frac{1}{2}) \mathbf{u}_{x,N}$, $\mathbf{u}_N^F = (\mathbf{u}_{N,+} + \mathbf{u}_{N,-})$. and similar definitions for $\mathbf{u}_{N+1;\pm}$ and $\mathbf{u}_{N-1;\pm}$, taking the Fourier transform of (4.9), using (4.6) and (A.2) (i.e. $\mathbb{H} = \mathbb{Q} - 2$), it is found that

$$(\mathbb{H} + 1 - f_1)(\mathbf{u}_{N-1,+} + \mathbf{u}_{N-1,-}) + (\mathbf{u}_{N-1,-} - \mathbf{u}_{N,-}) = -\mathbf{v}_{N,+}^i + \mathbf{u}_0^F f_{N-2}, \quad (4.13a)$$

$$(\mathbb{H} + 1 - \lambda)(\mathbf{u}_{N,+} + \mathbf{u}_{N,-}) - (\mathbf{u}_{N-1,-} - \mathbf{u}_{N,-}) = \mathbf{v}_{N,+}^i. \quad (4.13b)$$

Using (4.13b), $\mathbf{u}_{N-1,-} = (\lambda^{-1} - 1)(\mathbf{u}_{N,+} + \mathbf{u}_{N,-}) + \mathbf{u}_{N,-} - \mathbf{v}_{N,+}^i$ after substitution in (4.13a),

$$(\lambda^{-1} - 1)(\mathbf{u}_{N,+} + \mathbf{u}_{N,-}) = f_{N-2} \mathbf{u}_0^F - (\mathbb{H} + 1 - f_1)(\mathbf{u}_{N-1,+} + \mathbf{u}_{N-1,-}). \quad (4.14)$$

Let the vertical bondlengths in cracked row (i.e., between $y = N$ and $y = N - 1$) be defined by

$$\mathbf{v}_{x,N} := \mathbf{u}_{x,N} - \mathbf{u}_{x,N-1}. \quad (4.15)$$

With $\mathbf{v}_N^F = \mathbf{v}_{N,+} + \mathbf{v}_{N,-}$, using (4.15) in (4.14),

$$(\lambda^{-1} - 1)(\mathbf{v}_{N,+} + \mathbf{v}_{N,-}) = f_{N-2} \mathbf{u}_0^F - (\mathbb{H} - f_1 + \lambda^{-1})(\mathbf{u}_{N-1,+} + \mathbf{u}_{N-1,-}), \quad (4.16)$$

which, using (4.8), is an algebraic equation (yielding \mathbf{u}_{N-1}^F in terms of \mathbf{v}_N^F). In fact,

$$\mathbf{v}_N^F = \mathbf{V}_k \mathbf{u}_{N-1}^F, \mathbf{V}_k = f_{N-2} \frac{(1 + \beta) f_{N-2}}{(\lambda^{-1} - 1)(\mathbf{Q} + \gamma - (1 + \beta) f_1)} - \frac{(\mathbf{H} - f_1 + \lambda^{-1})}{(\lambda^{-1} - 1)}. \quad (4.17)$$

By (4.15), $\mathbf{u}_{N,+} + \mathbf{u}_{N,-} = \mathbf{u}_{N-1,+} + \mathbf{u}_{N-1,-} + \mathbf{v}_{N,+} + \mathbf{v}_{N,-}$. Using the Equation (4.13b) and that $\mathbf{Q} = \mathbf{H} + 2 = \lambda + \lambda^{-1}$, it is found that

$$\mathbf{v}_{N,-} = \mathbf{u}_{N,-} - \mathbf{u}_{N-1,-} = -(\lambda^{-1} - 1)(\mathbf{u}_{N,+} + \mathbf{u}_{N,-}) + \mathbf{v}_{N,+}^i. \quad (4.18)$$

Finally, the WH equation obtained for \mathbf{v}_N is

$$\mathbf{L} \mathbf{v}_{N,+} + \mathbf{v}_{N,-} = (1 - \mathbf{L}) \mathbf{v}_{N,+}^i, \text{ where } \mathbf{L} = \frac{1 + \mathbf{V}_k}{1 + (1 - \lambda)^{-1} \mathbf{V}_k} = \mathfrak{F}_k \mathbf{L}_k, \quad (4.19)$$

$$\text{with the structure factor } \mathfrak{F}_k(z; \beta, \gamma, N) = 1 - \mathbf{C}_B(\lambda) \lambda^{2N-1}, \quad (4.20)$$

using the definition of \mathbf{C}_B given by (3.6) and \mathbf{L}_k given by [40] (i.e., $\mathbf{L}_k = \mathbf{h}/\mathbf{r}$, see (A.1) for the details concerning \mathbf{h} and \mathbf{r}). The WH equation (4.19) is posed on an annulus \mathcal{A} in the complex plane; the definition is provided in (A.3).

Remark 4 Note that as $N \rightarrow \infty$, the strip lemma holds [32], that is, the reduced half plane problem coincides with that due to a single crack on an infinite square lattice [40] in this limit. Consider a disk B_R of fixed radius $R > 1$ centered at the crack tip. Then for $(\mathbf{x}, \mathbf{y}) \in \mathbb{Z}^2 \cap B_R$, it is stated without proof that the scattered displacement field $\mathbf{u}_{\mathbf{x}, \mathbf{y}}$ converges in $\ell_2(\mathbb{Z}^2 \cap B_R)$ to that corresponding to a single crack as $N \rightarrow \infty$. The proof utilizes the assumption that $\omega_2 > 0$ and properties of kernel same as those stated as Lemma 3.1 and Lemma 3.2 in [45].

According to (3.6) and (4.12), with the notation $\lambda_P := \lambda(z_P)$,

$$\mathbf{v}_{0,N}^i = \mathbf{A}(\lambda_P^N - \lambda_P^{N-1})(1 - \mathbf{C}_B(\lambda_P^{-1}) \lambda_P^{-2N+1}). \quad (4.21)$$

Above can be also re-written as $\mathbf{v}_{0,N}^i = \mathbf{A}(e^{i\kappa_y N} - e^{i(N-1)\kappa_y})(1 - \mathbf{C}_B e^{-i\kappa_y(2N-1)})$. Using the multiplicative factorization $\mathbf{L} = \mathbf{L}_+ \mathbf{L}_-$, the WH equation (4.19) becomes

$$\mathbf{L}_+ \mathbf{v}_{N,+} + \mathbf{L}_-^{-1} \mathbf{v}_{N,-} = \mathbf{C}, \quad \mathbf{C} = (\mathbf{L}_-^{-1} - \mathbf{L}_+) \mathbf{v}_{N,+}^i, \quad (4.22)$$

on the annulus \mathcal{A} . An additive factorization [42] $\mathbf{C} = \mathbf{C}_+ + \mathbf{C}_-$ with

$$\mathbf{C}_\pm(z) = \pm \mathbf{v}_{0,N}^i (\mathbf{L}_-^{-1}(z_P) - \mathbf{L}_\pm^{\pm 1}(z)) \delta_{D_\pm}(z z_P^{-1}), \quad z \in \mathcal{A}, \quad (4.23)$$

and a standard reasoning based on the Liouville's theorem leads to the exact solution

$$\mathbf{v}_{N;\pm}(z) = \mathbf{C}_\pm(z) \mathbf{L}_\pm^{\mp 1}(z), \quad z \in \mathbb{C}, |z| \gtrless_{\min}^{\max} \{R_\pm, R_L^{\pm 1}\}. \quad (4.24)$$

The definitions of R_\pm and R_L are provided in Appendix A. The complex function \mathbf{v}^F , for $z \in \mathcal{A}$, is found to be

$$\mathbf{v}_N^F(z) = \mathbf{A} \mathbf{C}_0 \frac{z \mathbf{K}(z)}{z - z_P}, \mathbf{K} := (1 - \mathbf{L}^{-1}) \mathbf{L}_-, \mathbf{C}_0 := -\mathbf{A}^{-1} \mathbf{v}_{0,N}^i \mathbf{L}_-^{-1}(z_P) \in \mathbb{C}. \quad (4.25)$$

Note that (using (4.19)) $1 - \mathbf{L}^{-1} = \lambda \mathbf{V}_k / ((\lambda - 1)(\mathbf{V}_k + 1))$. As an example of a closed form solution in the context of near-tip field analysis (on the lines of [45, 46]), (4.24) gives $\mathbf{v}_{0,N} = \lim_{z \rightarrow \infty} \mathbf{v}_{N,+}(z) = \mathbf{C}_+(\infty) \mathbf{L}_+^{-1}(\infty)$, i.e., $\mathbf{v}_{0,N}^t = \mathbf{v}_{0,N}^i \mathbf{L}_+^{-1}(\infty) \mathbf{L}_-^{-1}(z_P)$.

In case of *incidence from the waveguide*, the scattering occurs due to the intact bonds ahead of the waveguide. In contrast to (3.5), the incident wave is given by

$$\mathbf{u}_{\mathbf{x},\mathbf{y}}^i := A a_{(\kappa^i)\mathbf{y}} e^{i\kappa_x \mathbf{x}}, \quad \mathbf{x} \in \mathbb{Z}, \mathbf{y} \in \mathbb{Z}_0^{N-1}, \quad (4.26)$$

where A is a constant and $a_{(\kappa^i)\mathbf{y}}$ refers to the eigenmode representing a propagating wave in the lattice waveguide formed by the boundary of lattice half-plane \mathfrak{S}_H and the lower side of crack. Notice that $a_{(\kappa^i)\mathbf{y}}$ automatically satisfies the free boundary condition at $\mathbf{y} = N - 1$. For the lattice row at $\mathbf{y} = N - 1$ and $\mathbf{y} = N$, respectively, in place of (4.9),

$$-\omega^2 \mathbf{u}_{\mathbf{x},N-1} + (\mathbf{u}_{\mathbf{x},N-1} - \mathbf{u}_{\mathbf{x},N}) \mathcal{H}(-\mathbf{x} - 1) = -(\mathbf{u}_{\mathbf{x},N-1}^i - \mathbf{u}_{\mathbf{x},N}^i) \mathcal{H}(-\mathbf{x} - 1) + \mathbf{u}_{\mathbf{x}+1,N-1} + \mathbf{u}_{\mathbf{x}-1,N-1} + \mathbf{u}_{\mathbf{x},N-2} - 3\mathbf{u}_{\mathbf{x},N-1}, \quad (4.27a)$$

$$-\omega^2 \mathbf{u}_{\mathbf{x},N} + (\mathbf{u}_{\mathbf{x},N} - \mathbf{u}_{\mathbf{x},N-1}) \mathcal{H}(-\mathbf{x} - 1) = -(\mathbf{u}_{\mathbf{x},N}^i - \mathbf{u}_{\mathbf{x},N-1}^i) \mathcal{H}(-\mathbf{x} - 1) + \mathbf{u}_{\mathbf{x}+1,N} + \mathbf{u}_{\mathbf{x}N-1,N} + \mathbf{u}_{\mathbf{x},N+1} - 3\mathbf{u}_{\mathbf{x},N}. \quad (4.27b)$$

As before, $L v_{N;+} + v_{N;-} = -(1 - L) v_{N;-}^i$ follows, as an analogue of (4.19), and the multiplicative factorization $L = L_+ L_-$ leads to WH equation (4.22) with the exception that the right hand side is (for $z \in \mathcal{A}$) $\mathbf{C}(z) = (L_+(z) - L_-^{-1}(z)) \mathbf{v}_{0,N}^i \delta_{D-}(zz_P^{-1})$, with $\delta_{D-}(z) = \sum_{\mathbf{x}=-1}^{-\infty} z^{-\mathbf{x}} = z(1 - z)^{-1}$, $|z| < 1$.

Remark 5 *The annulus \mathcal{A} involves $R_- = e^{+\kappa_2}$ with κ replaced by $-\kappa_x$, while other details remain same as in the case of bulk incidence (see analogous arguments in [32]).*

An additive factorization, $\mathbf{C} = \mathbf{C}_+ + \mathbf{C}_-$, is

$$\mathbf{C}_{\pm}(z) = \mp \mathbf{v}_{0,N}^i (L_+(z_P) - L_{\pm}^{\pm 1}(z)) \delta_{D-}(zz_P^{-1}), \quad z \in \mathcal{A}. \quad (4.28)$$

Note that $\mathbf{v}_{0,N}^i$ denotes the expression provided in (4.12). It is easy to see that $\mathbf{C}_+(z)$ and $\mathbf{C}_-(z)$ are analytic at $z \in \mathbb{C}$ with $|z| > \max\{R_+, R_L\}$, $|z| < \min\{R_-, R_L^{-1}\}$, respectively. Further, $\mathbf{v}_{0,N} = \lim_{z \rightarrow \infty} \mathbf{v}_{N;+}(z)$, i.e., $\mathbf{v}_{0,N}^t = \mathbf{v}_{0,N}^i L_+^{-1}(\infty) L_-^{-1}(z_P)$. By a reasoning based on the Liouville's theorem [42], the discrete WH equation is solved and in terms of the one-sided Fourier transform (4.3), \mathbf{v}_N^F is given by (4.24) and (4.25) with

$$\mathbf{C}_0 := -\mathbf{v}_{0,N}^i L_+(z_P) \in \mathbb{C}, \quad (4.29)$$

in place of (4.25)₃.

By the inverse Fourier transform,

$$\mathbf{v}_{\mathbf{x},N} = \frac{1}{2\pi i} \oint_{\mathcal{C}} \mathbf{v}_{N;\pm}(z) z^{\mathbf{x}-1} dz, \quad \mathbf{x} \in \mathbb{Z}, \mathbf{x} \geq 0, \quad (4.30)$$

where \mathcal{C}_z is a rectifiable, closed, counterclockwise contour in the annulus \mathcal{A} (recall (A.3) and Remark 5), and upon substitution of (4.24), (4.23) and (4.28), the exact expression can be constructed. By (4.17) and (4.25), \mathbf{u}_{N-1}^F can be found while (4.15) yields \mathbf{u}_N^F . Finally, (4.5) provides the exact solution everywhere in half-plane \mathfrak{S}_H . In particular, by (4.15) and (4.17), $\mathbf{u}_N^F = \mathbf{v}_N^F + \mathbf{u}_{N-1}^F = (1 + \frac{1}{V_k}) \mathbf{v}_N^F$ and (4.5)₁, (4.25) yield

$$\mathbf{u}_y^F(z) = A \mathbf{C}_0 \frac{zK(z)}{z - z_P} (1 + V_k(z)^{-1}) \lambda(z)^{y-N} \quad (\text{with } y \geq N) \quad (4.31)$$

and additionally by (4.5)₂ and (4.8) (as well as using (4.7)₁ and (4.7)₂)

$$\mathbf{u}_y^F(z) = A \mathbf{C}_0 \frac{zK(z)}{z - z_P} \left(\frac{(1 + \beta) f_{N-2}}{(Q + \gamma - (1 + \beta) f_1)} (\lambda^{-2N+2} \lambda^y - \lambda^{-y}) - \lambda^{-N+1} (\lambda^y - \lambda^{-y}) \right) V_k(z)^{-1} (\lambda^{-2N+2} - 1)^{-1} \quad (\text{with } y \in \mathbb{Z}_0^{N-1}). \quad (4.32)$$

(b) Rigid constraint

For the lattice row at $y = N$, the equation satisfied by the scattered field is

$$-\omega^2 \mathbf{u}_{\mathbf{x},N} = \Delta \mathbf{u}_{\mathbf{x},y}, \mathbf{x} < 0, y = N, \text{ and } -\omega^2 \mathbf{u}_{\mathbf{x},N} = \omega^2 \mathbf{u}_{\mathbf{x},N}^i, \mathbf{x} \geq 0. \quad (4.33)$$

Clearly, $\sum_{\mathbf{x} \in \mathbb{Z}} \mathcal{H}(-\mathbf{x} - 1) \mathbf{u}_{\mathbf{x}+1,N} z^{-\mathbf{x}} = z \mathbf{u}_{N;-} + z \mathbf{u}_{0,N}$, and $\sum_{\mathbf{x} \in \mathbb{Z}} \mathcal{H}(-\mathbf{x} - 1) \mathbf{u}_{\mathbf{x}-1,N} z^{-\mathbf{x}} = z^{-1} \mathbf{u}_{N;-} - \mathbf{u}_{-1,N}$. Applying the Fourier transform (4.3) to (4.33), with $\mathbf{u}_{-1,N}$ as an unknown complex number,

$$\mathbf{Q} \mathbf{u}_{N;-} = -\mathbf{W}_N + \mathbf{u}_{N+1;-} + \mathbf{u}_{N-1;-}, \text{ where } \mathbf{W}_N = \mathbf{u}_{-1,N} - z \mathbf{u}_{0,N} = \mathbf{u}_{-1,N} + z \mathbf{u}_{0,N}^i, \quad (4.34)$$

$$\mathbf{u}_{N;+} = -\mathbf{u}_{N;+}^i, \quad \mathbf{u}_{N;+}^i = \sum_{\mathbf{x}=0}^{\infty} z^{-\mathbf{x}} \mathbf{u}_{\mathbf{x},N}^i = \mathbf{u}_{0,N}^i \delta_{D^+}(z z_P^{-1}), \quad (4.35)$$

$$\text{with } \mathbf{u}_{0,N}^i = A(e^{i\kappa_y N} + c_B e^{-i\kappa_y N}). \quad (4.36)$$

Analogous to the case of crack (with minor change in (4.5)₂, replacing N by $N+1$), extending the expression (4.8), it is found that

$$\mathbf{u}_0^F = \frac{(1+\beta)f_{N-1}}{(\mathbf{Q}+\gamma-(1+\beta)f_1)} \mathbf{u}_N^F, \quad \text{and} \quad \mathbf{u}_{N-1}^F = \mathbf{V}_c \mathbf{u}_N^F, \quad \mathbf{u}_{N+1}^F = \lambda \mathbf{u}_N^F, \text{ where} \quad (4.37)$$

$$\mathbf{V}_c = \frac{(1+\beta)f_{N-1}}{(\mathbf{Q}+\gamma-(1+\beta)f_1)} f_{N-1} + f_1, f_1 = \frac{\lambda^{-N+1} - \lambda^{N-1}}{\lambda^{-2N} - 1} \lambda^{-N}, f_{N-1} = \frac{\lambda^{-1} - \lambda}{\lambda^{-2N} - 1} \lambda^{-N}. \quad (4.38)$$

Using (4.34) and (4.37), a WH equation is found for

$$\mathbf{w}_{N;\pm} = \mathbf{u}_{N-1;\pm} + \mathbf{u}_{N+1;\pm}, \quad (4.39)$$

as

$$\mathbf{L} \mathbf{w}_{N;+} + \mathbf{w}_{N;-} = (1 - \mathbf{L})(\mathbf{w}_N - \mathbf{Q} \mathbf{u}_{N;+}), \text{ where } \mathbf{L} = \frac{\mathbf{Q}}{\lambda^{-1} - \mathbf{V}_c} = \mathfrak{F}_c \mathbf{L}_c^{-1}, \quad (4.40)$$

$$\text{with the structure factor } \mathfrak{F}_c(z; \beta, \gamma, N) = 1 + \mathbf{C}_B(\lambda) \lambda^{2N}, \quad (4.41)$$

employing definition of \mathbf{C}_B (3.6) and $\mathbf{L}_c (= \mathbf{r} \mathbf{h} / \mathbf{Q})$ [48]. The WH equation (4.40) is also posed on an annulus \mathcal{A} in the complex plane same as that (A.3) employed earlier for the crack. As $N \rightarrow \infty$, the strip lemma of [32] holds in a manner similar to that stated before for the case of crack, see Remark 4.

Using the multiplicative factorization $\mathbf{L} = \mathbf{L}_+ \mathbf{L}_-$, the WH equation (4.40) becomes

$$\mathbf{L}_+ \mathbf{w}_{N;+} + \mathbf{L}_-^{-1} \mathbf{w}_{N;-} = \mathbf{C}, \text{ with } \mathbf{C} = (\mathbf{L}_-^{-1} - \mathbf{L}_+) (\mathbf{w}_N + \mathbf{Q} \mathbf{u}_{N;+}^i). \quad (4.42)$$

An additive factorization [42] of right hand side, i.e., $\mathbf{C} = \mathbf{C}_+ + \mathbf{C}_-$, on \mathcal{A} , holds with

$$\begin{aligned} \mathbf{C}_{\pm}(z) = & \mp \mathbf{u}_{-1,N} (\mathbf{L}_{\pm}^{\pm 1}(z) - \bar{l}_{-0}) \mp z \mathbf{u}_{0,N}^i (\mathbf{L}_{\pm}^{\pm 1}(z) - l_{+0}) \mp \mathbf{u}_{0,N}^i \delta_{D^+}(z z_P^{-1}) \\ & (\mathbf{Q}(z) \mathbf{L}_{\pm}^{\pm 1}(z) - \mathbf{Q}(z_P) \mathbf{L}_-^{-1}(z_P) + \bar{l}_{-0}(z^{-1} - z_P^{-1}) + l_{+0}(z - z_P)), \end{aligned} \quad (4.43)$$

with

$$l_{+0} = \lim_{z \rightarrow \infty} \mathbf{L}_+(z) \text{ and } \bar{l}_{-0} = \lim_{z \rightarrow 0} \mathbf{L}_-^{-1}(z). \quad (4.44)$$

The function $\mathbf{C}_+(z)$ (resp. $\mathbf{C}_-(z)$) is analytic at $z \in \mathbb{C}$ such that $|z| > \max\{R_+, R_L\}$ (resp. $|z| < \min\{R_-, R_L^{-1}\}$). An application of the Liouville's theorem (using elementary estimates on the kernel

as well as the boundedness of the sequence corresponding to w_N (4.39)) leads to the solution of (4.40),

$$w_{N;\pm}(z) = C_{\pm}(z)L_{\pm}(z)^{\mp 1}, \quad z \in \mathbb{C}, |z| > \frac{\max\{R_{\pm}, R_L^{\pm 1}\}}{\min}. \quad (4.45)$$

Using (4.34) and (4.49), the expression for $u_{N,+}$ can be found by incorporating minor changes in the expressions and manipulations detailed for the infinite lattice in [48]. Indeed, as detailed in the supplementary 1, it is found that

$$u_{-1,N}^t = -u_{0,N}^i \frac{z_q}{z_q - z_P} \frac{Q(z_P)}{\bar{l}_{-0} L_{-}(z_P)}. \quad (4.46)$$

By (4.34),

$$u_N^F = \frac{L_{-}(z)}{Q(z)} (-u_{0,N}^i \delta_{D+}(zz_P^{-1})Q(z_P)L_{-}^{-1}(z_P) - u_{0,N}^i \bar{l}_{-0} z_P^{-1} + u_{-1,N}(-\bar{l}_{-0})). \quad (4.47)$$

Using $Q(z) = z_q^{-1}(1 - z_q z)(1 - z_q z^{-1})$ [48], and (4.46),

$$\begin{aligned} u_N^F(z) &= AC_0 \frac{zK(z)}{z - z_P}, \text{ where } K(z) := \frac{L_{-}(z)}{(1 - z_q z)}, z \in \mathcal{A}, \\ C_0 &:= A^{-1} u_{0,N}^i z_P Q(z_P) L_{-}^{-1}(z_P) z_q (z_q - z_P)^{-1} \in \mathbb{C}. \end{aligned} \quad (4.48)$$

Observe that AC_0 happens to be same as $-u_{-1,N}^t \bar{l}_{-0}$ by a recall of (4.46).

In the case of *incidence from the waveguide*, the scattering occurs due to the unconstrained sites ahead of the upper boundary of waveguide. In contrast to (3.5), the incident wave is given by (4.26), where $a_{(\kappa^i)_y}$ refers to the eigenmode representing a propagating wave in the lattice waveguide formed by half-plane boundary and the rigid constraint. Notice that $a_{(\kappa^i)_y}$ automatically satisfies the fixed boundary condition at $y = N$. (4.34) is replaced by

$$Qu_{N;-} = -W_N + u_{N+1;-} + u_{N-1;-} + u_{N-1;-}^i, \quad (4.49)$$

while $-\omega^2 u_{x,N} = 0, x \geq 0$. Let $w_{N;-}^i = u_{N-1;-}^i + u_{N+1;-}^i = u_{N-1;-}^i + 0 = u_{N-1;-}^i$. Note that $W_N = u_{-1,N} + z u_{0,N}^i = u_{-1,N}$. With $C = (W_N - w_{N;-}^i)(L_{-}^{-1} - L_{+})$ in place of C , the (same) equation (4.42) results; its additive factorization holds with

$$C_{\pm}(z) = \mp u_{-1,N} (L_{\pm}^{\pm 1}(z) - \bar{l}_{-0}) \pm w_{0,N}^i \delta_{D-}(zz_P^{-1}) (L_{\pm}^{\pm 1}(z) - L_{+}(z_P)), \quad (4.50)$$

where $\bar{l}_{-0} = \lim_{z \rightarrow 0} L_{-}^{-1}(z)$. Finally, the solution of (4.42) is written as (4.45). Also, as detailed in the supplementary 1, it is found that

$$u_{-1,N}^t = -u_{0,N-1}^i \frac{z_q}{z_q - z_P} \frac{L_{+}(z_P)}{\bar{l}_{-0}}. \quad (4.51)$$

In the case of *incidence from the waveguide*, (4.48) follows with

$$C_0 := A^{-1} u_{0,N-1}^i z_P L_{+}(z_P) z_q (z_q - z_P)^{-1} \in \mathbb{C}. \quad (4.52)$$

By using (4.38) and (4.25), as well as (4.37), u_{N-1}^F and u_{N+1}^F can be found. In fact, an analogue of (4.5) provides the exact solution everywhere. In particular, (4.5)₁, (4.48) yields

$$u_y^F(z) = AC_0 (zK(z)/(z - z_P)) \lambda(z)^{y-N} \quad (\text{with } y \geq N) \quad (4.53)$$

and additionally by (4.5)₂ and (4.37)₁ (as well as using (4.38)₂ and (4.38)₃)

$$\mathbf{u}_y^F(z) = \text{AC}_0 \frac{z\mathbf{K}(z)}{z - z_P} \left(\frac{(1 + \beta)f_{N-1}}{(\mathbb{Q} + \gamma - (1 + \beta)f_1)} (\lambda^{-2N} \lambda^y - \lambda^{-y}) - \mathbf{V}_c \lambda^{-N} (\lambda^y - \lambda^{-y}) \right) (\lambda^{-2N} - 1)^{-1} \quad (\text{with } \mathbf{y} \in \mathbb{Z}_0^{N-1}). \quad (4.54)$$

Above is not surprising, since the expression of $\mathbf{u}_{N-1;\pm} + \mathbf{u}_{N+1;\pm}$ can be used to determine $\mathbf{u}_{N;-}$ by (4.34), so that the problem is solved completely by (4.37).

5 Far field approximation in the reduced half-plane problem

(a) Far field approximation in the bulk lattice

In either case, i.e. crack or rigid constraint, $\mathbf{u}_{\mathbf{x},\mathbf{y}}$ is eventually determined by inverse Fourier transform,

$$\mathbf{u}_{\mathbf{x},\mathbf{y}} = \frac{1}{2\pi i} \oint_{\mathcal{C}_z} \mathbf{u}_y^F(z) z^{\mathbf{x}-1} dz, \quad (\mathbf{x}, \mathbf{y}) \in \mathbb{Z}_{\mathbb{H}}^2, \quad (5.1)$$

where \mathcal{C}_z is a rectifiable, closed, counterclockwise contour (an appropriately dented contour, most of which coincides with the unit circle $\mathbb{T} \subset \mathbb{C}$ in case the limit $\omega_2 \rightarrow 0^+$ is considered) in the annulus \mathcal{A} (recall (A.3) and Remark 5). Following the analysis of [40, 48], with $z = e^{-i\xi}$,

$$\mathbf{x} = R \cos \theta, \mathbf{y} = -\frac{1}{2}(1 - \nu) + R \sin \theta, \quad (5.2)$$

for the incidence from the bulk lattice, the expression (5.1) can be rewritten, in case of rigid constraint, using (4.48) and (4.5)₁ for $\mathbf{y} \geq N$, as

$$\mathbf{u}_{\mathbf{x},\mathbf{y}} = -\frac{1}{2\pi} \text{AC}_0 \int_{\mathcal{C}_\xi} \frac{\mathbf{K}(e^{-i\xi}) e^{iR\phi(\xi)}}{e^{i(\xi - \xi_P)} - 1} e^{-i(N + \frac{1}{2}(1-\nu))\eta(\xi)} d\xi, \quad (5.3a)$$

while, for the crack, using (4.25) and (4.5)₁, for $\mathbf{y} \geq N$,

$$\mathbf{u}_{\mathbf{x},\mathbf{y}} = -\frac{1}{2\pi} \text{AC}_0 \int_{\mathcal{C}_\xi} \left(1 + \frac{1}{\mathbf{V}(e^{-i\xi})} \right) \frac{\mathbf{K}(e^{-i\xi}) e^{iR\phi(\xi)}}{e^{i(\xi - \xi_P)} - 1} e^{-i(N + \frac{1}{2}(1-\nu))\eta(\xi)} d\xi. \quad (5.3b)$$

In (5.3), \mathcal{C}_ξ is a contour (oriented along increasing ξ_1) which lies in the strip $\mathcal{S} = \{\xi \in \mathbb{C} : \xi_1 \in [-\pi + \pi\mathcal{H}(\omega - 2)\mathcal{H}(2\sqrt{2} - \omega), \pi + \pi\mathcal{H}(\omega - 2)\mathcal{H}(2\sqrt{2} - \omega)], -\kappa_2 < \xi_2 < \kappa_2 \cos \Theta\}$, $\xi_P = -\kappa_x$, and $\phi(\xi) = \eta(\xi) \sin \theta - \xi \cos \theta$, $\eta(\xi) = -i \log \lambda(e^{-i\xi})$, $\xi \in \mathcal{S}$. Eventually, by an application of the results provided by [40, 48], (with $\xi = \xi_S$ as the saddle point of ϕ on \mathcal{C}_ξ) the far-field approximation, for the case of rigid constraint, is $\mathbf{u}_{\mathbf{x},\mathbf{y}} \sim \mathbf{u}_{\mathbf{x},\mathbf{y}}|_S + \mathbf{u}_{\mathbf{x},\mathbf{y}}|_P$ where

$$\mathbf{u}_{\mathbf{x},\mathbf{y}}|_S \sim -\text{AC}_0 \mathbf{K}(z_S) \frac{1 + i \text{sgn}(\eta''(\xi_S))}{2\sqrt{\pi}} \frac{e^{iR(\eta(\xi_S) \sin \theta - \xi_S \cos \theta)}}{(R|\eta''(\xi_S)| \sin \theta)^{\frac{1}{2}}} \frac{e^{-i(N + \frac{1}{2}(1-\nu))\eta(\xi_S)}}{z_P z_S^{-1} - 1}, \quad (5.4a)$$

$$\mathbf{u}_{\mathbf{x},\mathbf{y}}|_P = \mathbf{u}_{\mathbf{x},\mathbf{y}}^r \mathcal{H}(\theta_r - \theta), \text{ and} \quad (5.4b)$$

$$\mathbf{u}_{\mathbf{x},\mathbf{y}}^r = \text{AC}_0 z_P \mathbf{K}(z_P) \lambda(z_P)^{\mathbf{y}-N} z_P^{\mathbf{x}-1} \quad (5.4c)$$

while for the case of crack, there is a pre-factor $(1 + \mathbf{V}(z_S)^{-1})$ in (5.4a) and

$$\mathbf{u}_{\mathbf{x},\mathbf{y}}^r = (1 + \mathbf{V}(z_P)^{-1}) \text{AC}_0 z_P \mathbf{K}(z_P) \lambda(z_P)^{\mathbf{y}-N} z_P^{\mathbf{x}-1}. \quad (5.5)$$

Equations (5.4c) and (5.5) can be simplified further to obtain $\mathbf{u}_{\mathbf{x},\mathbf{y}}^r = -\mathbf{u}_{0,N}^i e^{i\kappa_x \mathbf{x} + i\kappa_y (\mathbf{y}-N)}$ and $\mathbf{u}_{\mathbf{x},\mathbf{y}}^r = -\mathbf{v}_{0,N}^i (1 - e^{-i\kappa_y})^{-1} e^{i\kappa_x \mathbf{x} + i\kappa_y (\mathbf{y}-N)}$, where $\mathbf{v}_{0,N}^i$ is given by (4.12).

Similar expressions can be obtained for *incidence from the waveguide*; the details are omitted.

(b) Far field approximation in the lattice waveguide

Due to the vanishing of the diffracted wave field in the immediate vicinity farther behind the crack or rigid constraint tip, it is natural to seek an expansion of the expression of $\mathbf{v}_{\mathbf{x},N}$ in case of crack and $\mathbf{w}_{\mathbf{x},N}$ in case of rigid constraint, as $\mathbf{x} \rightarrow \infty$. Noting the absence of the contribution of $\mathbf{u}_{\mathbf{x},N}$ and $\mathbf{u}_{\mathbf{x},N+1}$ in the respective cases, the function $\mathbf{v}_{N;+}$ and $\mathbf{w}_{N;+}$ play the pivotal role. For the case of crack, using plus (+) part of (4.24), with its counterpart in (4.23) for incidence from the bulk lattice (denoted by $\mathfrak{s} = \text{B}$) while that in (4.28) for *incidence from the waveguide* (denoted by $\mathfrak{s} = \text{W}$), i.e., it is found that

$$\begin{aligned} \mathbf{v}_{N;+} &= \mathbf{v}_{0,N}^i (\mathbf{L}_+^{-1}(z) \mathbf{L}_-^{-1}(z_P) - 1) \delta_{D^+}(z z_P^{-1}) \delta_{\mathfrak{s},\text{B}} \\ &\quad - \mathbf{v}_{0,N}^i (\mathbf{L}_+^{-1}(z) \mathbf{L}_+(z_P) - 1) \delta_{D^-}(z z_P^{-1}) \delta_{\mathfrak{s},\text{W}}. \end{aligned} \quad (5.6)$$

Using the inverse Fourier transform (4.30) and residue calculus [50], noting that $\mathbf{v}_{\mathbf{x},N} \sim -\mathbf{u}_{\mathbf{x},N-1}$ as $\mathbf{x} \rightarrow \infty$, (5.6) yields

$$\begin{aligned} \mathbf{u}_{\mathbf{x},N-1} &\sim -\mathbf{v}_{0,N}^i ((\mathbf{L}^{-1}(z_P) - 1) z_P^{\mathbf{x}} + \sum_{\mathbf{L}_+(z)=0} \frac{1}{z - z_P} \frac{\mathbf{L}_-^{-1}(z_P)}{\mathbf{L}'_+(z)} z^{\mathbf{x}}) \delta_{\mathfrak{s},\text{B}} \\ &\quad - \mathbf{v}_{0,N}^i \sum_{\mathbf{L}_+(z)=0} \frac{1}{z - z_P} \frac{\mathbf{L}_+(z_P)}{\mathbf{L}'_+(z)} z^{\mathbf{x}} \delta_{\mathfrak{s},\text{W}}. \end{aligned} \quad (5.7)$$

For the case of rigid constraint, using plus (+) part of (4.45), with its counterpart in (4.43) for incidence from the bulk lattice ($\mathfrak{s} = \text{B}$) while that in (4.50) for *incidence from the waveguide* ($\mathfrak{s} = \text{W}$), i.e., it is found that

$$\begin{aligned} \mathbf{w}_{N;+}(z) &= \mathbf{u}_{0,N}^i \left(\frac{z_q \mathbf{Q}(z_P) \mathbf{L}_-^{-1}(z_P)}{z_q - z_P \bar{l}_{-0}} - \frac{z \mathbf{Q}(z)}{z - z_P} + \frac{-z_P (z - z_q) \mathbf{Q}(z_P) \mathbf{L}_-^{-1}(z_P)}{(z - z_P)(z_q - z_P) \mathbf{L}_+(z)} \right) \delta_{\mathfrak{s},\text{B}} \\ &\quad + \mathbf{u}_{0,N-1}^i \left(\frac{z_q \mathbf{L}_+(z_P)}{z_q - z_P \bar{l}_{-0}} - \frac{z}{z - z_P} + \frac{-z_P (z - z_q) \mathbf{L}_+(z_P)}{(z - z_P)(z_q - z_P) \mathbf{L}_+(z)} \right) \delta_{\mathfrak{s},\text{W}}. \end{aligned} \quad (5.8)$$

Using the inverse Fourier transform (4.3) and residue calculus, noting that $\mathbf{w}_{\mathbf{x},N} \sim \mathbf{u}_{\mathbf{x},N-1}$ as $\mathbf{x} \rightarrow \infty$, (5.6) and $\mathbf{Q}_{\pm}(z) = z_q^{-1/2} (1 - z_q z^{\mp 1})$ yields

$$\begin{aligned} \mathbf{u}_{\mathbf{x},N-1} &\sim \mathbf{u}_{0,N}^i (\mathbf{Q}(z_P) (\frac{1}{\mathbf{L}(z_P)} - 1) z_P^{\mathbf{x}} + \sum_{\mathbf{L}_+(z)=0} \frac{1}{z - z_P} \frac{\mathbf{Q}_-(z_P) \mathbf{Q}_+(z)}{\mathbf{L}_-(z_P) \mathbf{L}'_+(z)} z^{\mathbf{x}}) \delta_{\mathfrak{s},\text{B}} \\ &\quad + \mathbf{u}_{0,N-1}^i \sum_{\mathbf{L}_+(z)=0} \frac{1}{z - z_P} \frac{\mathbf{L}_+(z_P) \mathbf{Q}_+(z)}{\mathbf{Q}_+(z_P) \mathbf{L}'_+(z)} z^{\mathbf{x}} \delta_{\mathfrak{s},\text{W}}. \end{aligned} \quad (5.9)$$

Using the expression of total wave field corresponding to (5.7) and (5.9), the unknown coefficients in its eigenmode expansion, deep inside the waveguide, can be obtained in a straightforward manner based on orthogonality of modes [51] (denoted by $a_{(\kappa)}$). Finally, a far-field expansion of total wave field (with $\mathbf{y} \in \mathbb{Z}_0^{N-1}$) is found to be, for the case of crack,

$$\mathbf{u}_{\mathbf{x},\mathbf{y}}^t \sim -\mathbf{v}_{0,N}^i (\mathbf{L}_-^{-1}(z_P) \delta_{\mathfrak{s},\text{B}} + \mathbf{L}_+(z_P) \delta_{\mathfrak{s},\text{W}}) \sum_{\mathbf{L}_+(z)=0} \frac{a_{(\kappa)\mathbf{y}}}{a_{(\kappa)N-1}} \frac{1}{z - z_P} \frac{z^{\mathbf{x}}}{\mathbf{L}'_+(z)}, \quad (5.10)$$

and, for the case of rigid constraint,

$$\mathbf{u}_{\mathbf{x},\mathbf{y}}^t \sim (\mathbf{u}_{0,N}^i \frac{\mathbf{Q}_-(z_P)}{\mathbf{L}_-(z_P)} \delta_{\mathfrak{s},\text{B}} + \mathbf{u}_{0,N-1}^i \frac{\mathbf{L}_+(z_P)}{\mathbf{Q}_+(z_P)} \delta_{\mathfrak{s},\text{W}}) \sum_{\mathbf{L}_+(z)=0} \frac{a_{(\kappa)\mathbf{y}}}{a_{(\kappa)N-1}} \frac{1}{z - z_P} \frac{\mathbf{Q}_+(z) z^{\mathbf{x}}}{\mathbf{L}'_+(z)}. \quad (5.11)$$

Indeed, (5.10) and (5.11) can also be obtained directly by using the expression (4.5)₂.

6 Back to the problem involving a pair of parallel defects

Reverting back to the main motivation for this paper, i.e., the analysis of diffraction of wave incident from the bulk lattice (2.5) by a pair of parallel cracks or rigid constraints, the wave field (diffracted) modulo the reflected wave from the geometrically reduced problem can be superposed in order to construct an exact solution.

For the purpose of symbolic convenience, suppose that the scattered wave field for four choices of β, γ , i.e., cases H1–H4, are denoted by

$$\mathbf{u}_{\mathbf{x},\mathbf{y}}^{\text{s}}(A, \kappa_x, \kappa_y; \beta, \gamma; N, k), \quad \mathbf{u}_{\mathbf{x},\mathbf{y}}^{\text{s}}(A, \kappa_x, \kappa_y; \beta, \gamma; N, c), \quad (6.1)$$

where the former corresponds to a crack located at $\mathbf{y} = N, N - 1$ and the latter corresponds to a rigid constraint located at $\mathbf{y} = N$, while the boundary of half-plane (of type depending on β, γ) is located at $\mathbf{y} = 0$ in both cases and the expression of incident wave remains the same (equal to constant A at $(0, 0)$, without the reflected wave contribution).

At this point, recall §3; in particular, Equations (3.1) and (3.2) which decompose the incident wave into even-symmetric and odd-symmetric components.

(a) Even separation: $2N$

In this case only the cases H2 and H3 are possible. The parity bit is $\imath = 0$. It is easy to see that the scattered wave field solution is given by $\mathbf{u}_{\mathbf{x},\mathbf{y}}^{\text{s}} = \mathbf{u}_{\mathbf{x},\mathbf{y}}^{\text{s}}(\frac{1}{2}A, \kappa_x, \kappa_y; \text{for case H2}) + \mathbf{u}_{\mathbf{x},\mathbf{y}}^{\text{s}}(\frac{1}{2}A, \kappa_x, \kappa_y; \text{for case H3})$. In particular, for the crack problem,

$$\mathbf{u}_{\mathbf{x},\mathbf{y}}^{\text{s}} = \mathbf{u}_{\mathbf{x},\mathbf{y}}^{\text{s}}(\frac{1}{2}A, \kappa_x, \kappa_y; 0, -1; N, k) + \mathbf{u}_{\mathbf{x},\mathbf{y}}^{\text{s}}(\frac{1}{2}A, \kappa_x, \kappa_y; 0, 1; N, k), \quad (6.2)$$

and for the rigid constraint problem,

$$\mathbf{u}_{\mathbf{x},\mathbf{y}}^{\text{s}} = \mathbf{u}_{\mathbf{x},\mathbf{y}}^{\text{s}}(\frac{1}{2}A, \kappa_x, \kappa_y; 0, -1; N, c) + \mathbf{u}_{\mathbf{x},\mathbf{y}}^{\text{s}}(\frac{1}{2}A, \kappa_x, \kappa_y; 0, 1; N, c). \quad (6.3)$$

(b) Odd separation: $2N - 1$

In this case only the cases H1 and H4 are possible. The parity bit is $\imath = 1$. Due to the choice of boundary location in case of H1, the value of N needs to be mapped properly. It is easy to see that the scattered wave field solution is given by $\mathbf{u}_{\mathbf{x},\mathbf{y}}^{\text{s}} = \mathbf{u}_{\mathbf{x},\mathbf{y}-1}^{\text{s}}(\frac{1}{2}Ae^{i\kappa_y}, \kappa_x, \kappa_y; \text{for case H1}) + \mathbf{u}_{\mathbf{x},\mathbf{y}}^{\text{s}}(\frac{1}{2}A, \kappa_x, \kappa_y; \text{for case H4})$. In particular, for the crack problem,

$$\mathbf{u}_{\mathbf{x},\mathbf{y}}^{\text{s}} = \mathbf{u}_{\mathbf{x},\mathbf{y}-1}^{\text{s}}(\frac{1}{2}Ae^{i\kappa_y}, \kappa_x, \kappa_y; 0, 0; N - 1, k) + \mathbf{u}_{\mathbf{x},\mathbf{y}}^{\text{s}}(\frac{1}{2}A, \kappa_x, \kappa_y; 1, 0; N, k), \quad (6.4)$$

and for the rigid constraint problem,

$$\mathbf{u}_{\mathbf{x},\mathbf{y}}^{\text{s}} = \mathbf{u}_{\mathbf{x},\mathbf{y}-1}^{\text{s}}(\frac{1}{2}Ae^{i\kappa_y}, \kappa_x, \kappa_y; 0, 0; N - 1, c) + \mathbf{u}_{\mathbf{x},\mathbf{y}}^{\text{s}}(\frac{1}{2}A, \kappa_x, \kappa_y; 1, 0; N, c). \quad (6.5)$$

The construction by superposition provided in this section can be used to obtain the far-field approximation in conjunction with the expressions derived in §5. The results based on numerical scheme (summarized in Appendix of [40]) and far-field asymptotics have been found to coincide in a manner similar to single defect [40, 48]. Some illustrative results are presented in Fig. 6–Fig. 8 where the modulus and argument of the scattered as well as total displacement field have been plotted relative to the angle θ (on the horizontal axis) and for a fixed (approximate) circle of radius $R = 39$ according to the polar coordinates (5.2). The numerical solution is based on a scheme, summarized in an Appendix of [40], with $N_{\text{grid}} = 81, N_{\text{pml}} = 65$ (same as that stated in the caption of Fig. 2).

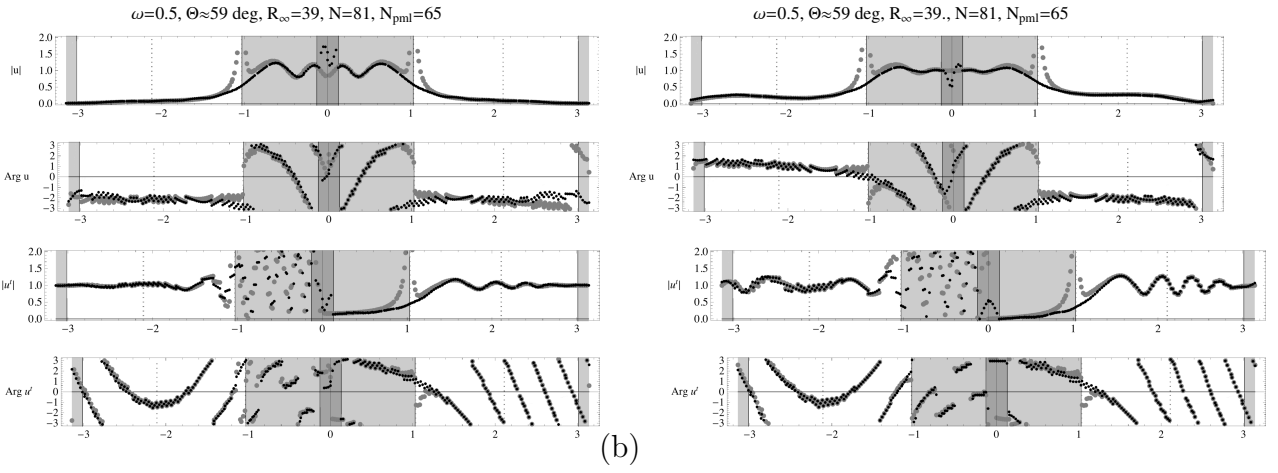


Figure 6: Comparison between asymptotic approximation (gray dots) and numerical solution (black dots) for the scattered and total field for square lattice with a pair of semi-infinite (a) cracks and (b) rigid constraints. Here $N_w = 2N - 1 = 9$ and $N_{\text{grid}} = 81, N_{\text{pml}} = 65$.

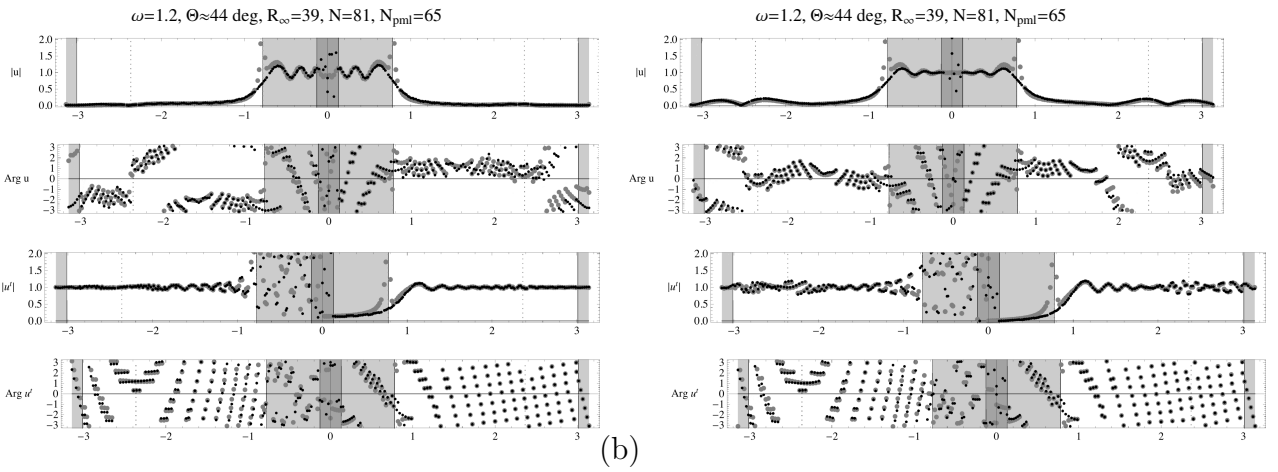


Figure 7: Same as Fig. 6 except for incident wave parameters.

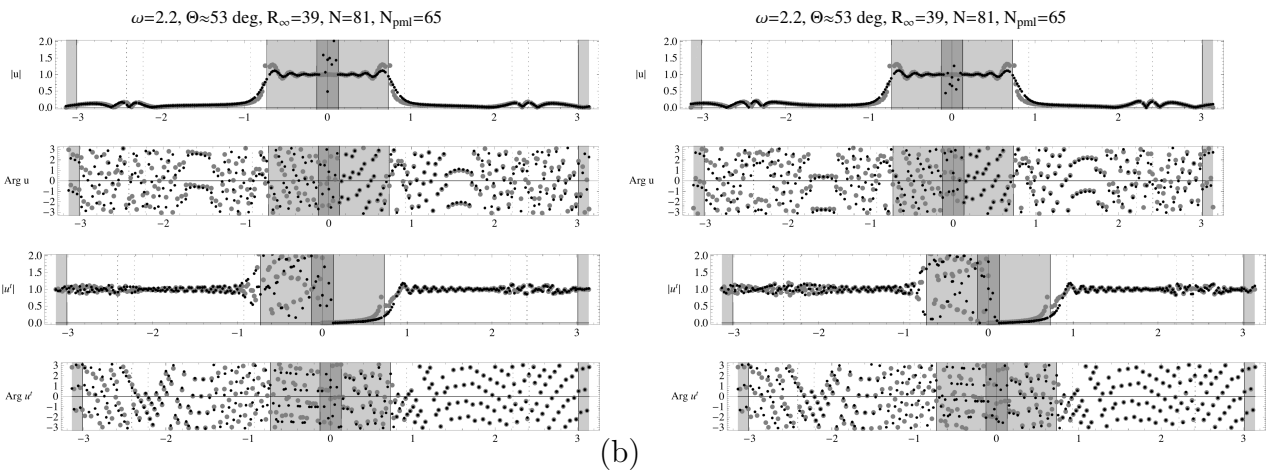


Figure 8: Same as Fig. 6 except for incident wave parameters.

7 Concluding remarks

In this paper, an analysis of a discrete analogue of diffraction by a pair of semi-infinite cracks or rigid constraints is presented following the analysis of [27, 28]. The exact solution is obtained by the discrete WH method. An asymptotic approximation of the exact solution in far field, away from the region corresponding to the proximity of pole and saddle, agrees with the numerical solution as well. An illustrative calculation of the near-tip field is carried out as the closed form expressions for the the first broken-bond length, in any of the two cracks, and the displacement of a site adjacent to the rigid constraint tip, are presented.

It is easy to see that there are certain limiting cases of the studied structure leading to interesting configurations; for example, a single semi-infinite defect, as well as a surface step with possibly mixed boundary condition.

As the separation $N \rightarrow \infty$, naturally, the field near one of the tip of the two defects in two crack or two constraint problem reduces to that of a discrete Sommerfeld problem [40, 48]. When $N = 1$, for the odd separation the problem again becomes a discrete Sommerfeld problem [40, 48], while for the even separation, it is a case of scattering due to the presence of “double” crack or “double” constraint.

Further, within in the geometrically reduced diffraction problem on the lattice half-plane, a limiting case coincides with that studied recently [47]. When $N = 1$ but $\beta = 0, \gamma = 0$, the problem reduces to that for a variant of mixed boundary condition at $y = 1$. With respect to Fig. 5(a), when $N = 1$ and $\beta = 0, \gamma = -1$, the problem reduces to that for a single step on a free surface. With respect to Fig. 5(b), when $N = 1$ and $\beta = 0, \gamma = 0$, the problem reduces to that for a single step on a fixed surface. On the other hand, when $N = 1$ but $\beta = 0, \gamma = -1$, the problem reduces to that for a variant of mixed boundary condition at $y = 0$.

In place of the infinite square lattice, if the pair of semi-infinite defects are placed symmetrically on a square lattice waveguide, then the same formulation can be extended to what are known as *trifurcated* waveguides [52, 53]. The additional confinement induces different structure factors in the two WH kernels. The exact solution can be easily arrived at and closed form expressions for the transmission problem can be found; it is useful to recall the analysis of [32] as the reflectance and transmittance of the junction can be constructed. More pertinent from the viewpoint of transport is the scattering matrix which has been found to admit a succinct expression as well, the presentation of which in the public domain has been deferred.

Last but not the least, there remains an issue of the continuum limit. For the considered case of positive imaginary part of ω , it is left as an exercise (one possibility involves the tools that are used in [54]) to prove that the low frequency limit (i.e. with $b \rightarrow 0$ but fixed ω and Nb ; recall $\omega = b\omega$) coincides with that of the well known solution [27, 28] provided the separation between the semi-infinite defects N scales naturally as $1/b$. An interesting non-trivial question is the rigorous statement and proof of the counterpart corresponding to $\omega_2 = 0$? Note that the same question remains open for the discrete Sommerfeld problems as well [40, 48, 45, 46, 54]. In the same vein, another curious question concerns the scattering problem involving parallel defects (on the square lattice) and its solution as $\omega_1 \rightarrow 2$ or $\omega_1 \rightarrow 2\sqrt{2}$?

Acknowledgement

BLS acknowledges the partial support of SERB MATRICS grant *MTR/2017/000013*. GM acknowledges MHRD (India) and IITK for providing financial assistance in the form of Senior Research Fellowship.

References

- [1] M. Cheney Jr and R. B. Watson. “On the Diffraction of Electromagnetic Waves by Two Conducting Parallel Half-Planes”. In: *Journal of Applied Physics* 22.5 (1951), pp. 675–679.
- [2] D. S. Jones. *The theory of electromagnetism*. New York: Macmillan, 1964.
- [3] E. Meister. “Factorization problems in diffraction theory for canonical domains”. In: *Pitman research notes in mathematics series* (1996), pp. 69–81.
- [4] I. Thompson, R. Tew, and C. Christopoulos. “Mode generation and diffraction at the aperture of a waveguide”. In: *Journal of Physics A: Mathematical and General* 38.12 (2005), p. 2701.
- [5] W. E. Williams. “Diffraction by two parallel planes of finite length”. In: *Mathematical Proceedings of the Cambridge Philosophical Society* 50.2 (1954), pp. 309–318.
- [6] D. S. Jones. “Diffraction by a wave-guide of finite length”. In: *Mathematical Proceedings of the Cambridge Philosophical Society* 48.1 (1952), pp. 118–134. DOI: [10.1017/S0305004100027432](https://doi.org/10.1017/S0305004100027432).
- [7] E. Jull. “Aperture fields and gain of open-ended parallel-plate waveguides”. In: *IEEE Transactions on Antennas and Propagation* 21.1 (1973), pp. 14–18.
- [8] E. L. Johansen. “The Radiation Properties of a Parallel-Plane Waveguide in a Transversely Magnetized, Homogeneous Plasma”. In: *IEEE Transactions on Microwave Theory and Techniques* 13.1 (1965), pp. 77–83.
- [9] J. Crease. “The propagation of long waves into a semi-infinite channel in a rotating system”. In: *Journal of Fluid Mechanics* 4.3 (1958), pp. 306–320.
- [10] I. D. Abrahams and G. R. Wickham. “On the scattering of sound by two semi-infinite parallel staggered plates. I. Explicit matrix Wiener–Hopf factorization”. In: *Proceedings of the Royal Society A: Mathematical and Physical Sciences* 420 (Nov. 1988), pp. 131–156. DOI: [10.1098/rspa.1988.0121](https://doi.org/10.1098/rspa.1988.0121).
- [11] G. James and G. Poulton. “Double knife-edge diffraction for curved screens”. In: *IEE Journal on Microwaves, Optics and Acoustics* 3.6 (1979), pp. 221–223.
- [12] G. M. Kapoulitsas. “Propagation of long waves into a set of parallel vertical barriers on a rotating earth”. In: *Wave motion* 6.1 (1984), pp. 1–14.
- [13] A. Michaeli. “A new asymptotic high-frequency analysis of electromagnetic scattering by a pair of parallel wedges: Closed form results”. In: *Radio science* 20.6 (1985), pp. 1537–1548.
- [14] A. Michaeli. “Asymptotic analysis of the field on the exterior surface of an open semi-infinite thin circular pipe”. In: *Wave motion* 23.3 (1996), pp. 215–235.
- [15] J. J. Bowman. “Comparison of ray theory with exact theory for scattering by open wave guides”. In: *SIAM Journal on Applied Mathematics* 18.4 (1970), pp. 818–829.
- [16] S. W. Lee and J. Boersma. “Ray-optical analysis of fields on shadow boundaries of two parallel plates”. In: *Journal of Mathematical Physics* 16.9 (1975), pp. 1746–1764. DOI: <http://dx.doi.org/10.1063/1.522750>. URL: <http://scitation.aip.org/content/aip/journal/jmp/16/9/10.1063/1.522750>.
- [17] R. Menendez and S. Lee. “Near field of the open-ended parallel-plate waveguide”. In: *Wave Motion* 1.4 (1979), pp. 239–248. ISSN: 0165-2125. DOI: [http://dx.doi.org/10.1016/0165-2125\(79\)90001-5](http://dx.doi.org/10.1016/0165-2125(79)90001-5). URL: <http://www.sciencedirect.com/science/article/pii/0165212579900015>.

- [18] D. Jones. “Double knife-edge diffraction and ray theory”. In: *The Quarterly Journal of Mechanics and Applied Mathematics* 26.1 (1973), pp. 1–18.
- [19] D. S. Jones. “Diffraction by three semi-infinite planes”. In: *Proceedings of the Royal Society A: Mathematical and Physical Sciences* 404 (Apr. 1986), pp. 299–321. DOI: [10.1098/rspa.1986.0034](https://doi.org/10.1098/rspa.1986.0034).
- [20] I. Abrahams and G. Wickham. “Acoustic scattering by two parallel slightly staggered rigid plates”. In: *Wave Motion* 12.3 (1990), pp. 281–297. ISSN: 0165-2125. DOI: [http://dx.doi.org/10.1016/0165-2125\(90\)90044-5](http://dx.doi.org/10.1016/0165-2125(90)90044-5).
- [21] A. E. Heins. “The scope and limitations of the method of Wiener and Hopf”. In: *Communications on Pure and Applied Mathematics* IX (1956), pp. 447–466.
- [22] E. Meister, K. Rottbrand, and F.-O. Speck. “Wiener-Hopf equations for waves scattered by a system of parallel Sommerfeld half-planes”. In: *Math. Methods Appl. Sci.* 14.8 (1991), pp. 525–552. ISSN: 0170-4214. DOI: [10.1002/mma.1670140802](https://doi.org/10.1002/mma.1670140802). URL: <http://dx.doi.org/10.1002/mma.1670140802>.
- [23] E. Meister and K. Rottbrand. “Elastodynamical scattering by N parallel half-planes in \mathbf{R}^3 ”. In: *Math. Nachr.* 177 (1996), pp. 189–232. ISSN: 0025-584X. DOI: [10.1002/mana.19961770112](https://doi.org/10.1002/mana.19961770112). URL: <http://dx.doi.org/10.1002/mana.19961770112>.
- [24] E. Meister and K. Rottbrand. “Elastodynamical scattering by N parallel half-planes in \mathbf{R}^3 . II. Explicit solutions for N=2 by explicit symbol factorization”. In: *Integral Equations Operator Theory* 29.1 (1997), pp. 70–109. ISSN: 0378-620X. DOI: [10.1007/BF01191481](https://doi.org/10.1007/BF01191481). URL: <http://dx.doi.org/10.1007/BF01191481>.
- [25] V. Daniele. “On the solution of two coupled Wiener–Hopf equations”. In: *SIAM Journal on Applied Mathematics* 44.4 (1984), pp. 667–680.
- [26] I. D. Abrahams and G. R. Wickham. “General Wiener–Hopf factorization of matrix kernels with exponential phase factors”. In: *SIAM Journal on Applied Mathematics* 50.- (1990), pp. 819–838.
- [27] A. E. Heins. “The radiation and transmission properties of a pair of semi-infinite parallel plates. I”. In: *Quarterly of Applied Mathematics* 6 (1948), pp. 157–166.
- [28] A. E. Heins. “The radiation and transmission properties of a pair of semi-infinite parallel plates. II”. In: *Quarterly of Applied Mathematics* 6 (1948), pp. 215–220.
- [29] G. Mishuris and S. Rogosin. “An asymptotic method of factorization of a class of matrix functions”. In: *Proc. R. Soc. A* 470 (2014), p. 20140109.
- [30] L. Brillouin. *Wave propagation in periodic structures; electric filters and crystal lattices*. New York: Dover Publications, 1953.
- [31] B. L. Sharma. “On linear waveguides of zigzag honeycomb lattice”. In: *Waves in Random and Complex Media* 28.1 (2018), pp. 96–138. DOI: [10.1080/17455030.2017.1331061](https://doi.org/10.1080/17455030.2017.1331061). eprint: <https://doi.org/10.1080/17455030.2017.1331061>. URL: <https://doi.org/10.1080/17455030.2017.1331061>.
- [32] B. L. Sharma. “Wave Propagation in Bifurcated Waveguides of Square Lattice Strips”. In: *SIAM Journal on Applied Mathematics* 76.4 (2016), pp. 1355–1381. DOI: [10.1137/15M1051464](https://doi.org/10.1137/15M1051464). eprint: <http://dx.doi.org/10.1137/15M1051464>. URL: <http://dx.doi.org/10.1137/15M1051464>.

- [33] B. L. Sharma. “Electronic transport across a junction between armchair graphene nanotube and zigzag nanoribbon”. In: *The European Physical Journal B* 91.5 (May 2018), p. 84. ISSN: 1434-6036. DOI: [10.1140/epjb/e2018-80647-2](https://doi.org/10.1140/epjb/e2018-80647-2). URL: <https://doi.org/10.1140/epjb/e2018-80647-2>.
- [34] “Unzipping graphene nanotubes into nanoribbons: Elegant mathematical solution explains how flow of electrons changes when carbon nanotubes turn into zigzag nanoribbons”. In: *ScienceDaily* (2018). URL: <https://www.sciencedaily.com/releases/2018/06/180605103416.htm>.
- [35] D. G. Cahill et al. “Nanoscale thermal transport”. In: *Journal of Applied Physics* 93.2 (2003), pp. 793–818. DOI: <http://dx.doi.org/10.1063/1.1524305>. URL: <http://scitation.aip.org/content/aip/journal/jap/93/2/10.1063/1.1524305>.
- [36] R. Landauer. “Spatial Variation of Currents and Fields Due to Localized Scatterers in Metallic Conduction”. In: *IBM Journal of Research and Development* 1.3 (July 1957), pp. 223–231. ISSN: 0018-8646. DOI: [10.1147/rd.13.0223](https://doi.org/10.1147/rd.13.0223).
- [37] R. Landauer. “Conductance from transmission: common sense points”. In: *Physica Scripta* 1992.T42 (1992), p. 110. URL: <http://stacks.iop.org/1402-4896/1992/i=T42/a=020>.
- [38] Y. Imry and R. Landauer. “Conductance viewed as transmission”. In: *Rev. Mod. Phys.* 71 (2 Mar. 1999), S306–S312. DOI: [10.1103/RevModPhys.71.S306](https://doi.org/10.1103/RevModPhys.71.S306). URL: <http://link.aps.org/doi/10.1103/RevModPhys.71.S306>.
- [39] G. Maurya. “On some problems involving multiple scattering due to edges”. PhD thesis. Indian Institute of Technology Kanpur, 2018.
- [40] B. L. Sharma. “Diffraction of waves on square lattice by semi-infinite crack”. In: *SIAM Journal on Applied Mathematics* 75.3 (2015), pp. 1171–1192. DOI: [10.1137/140985093](https://doi.org/10.1137/140985093). eprint: <http://dx.doi.org/10.1137/140985093>. URL: <http://dx.doi.org/10.1137/140985093>.
- [41] C. J. Bouwkamp. “Diffraction theory”. In: *Rep. Prog. Phys.* 17 (1954), pp. 35–100.
- [42] B. Noble. *Methods based on the Wiener–Hopf technique*. London: Pergamon Press, 1958.
- [43] W. Shaban and B. Vainberg. “Radiation conditions for the difference Schrödinger operators”. In: *Applicable Analysis* 80 (2001), pp. 525–556.
- [44] G. Maurya and B. L. Sharma. “Scattering of time-harmonic plane wave due to two staggered semi-infinite cracks on square lattice”. In: *manuscript under preparation* (2018).
- [45] B. L. Sharma. “Near-tip field for diffraction on square lattice by crack”. In: *SIAM Journal on Applied Mathematics* 75.4 (2015), pp. 1915–1940. DOI: [10.1137/15M1010646](https://doi.org/10.1137/15M1010646). eprint: <http://dx.doi.org/10.1137/15M1010646>. URL: <http://dx.doi.org/10.1137/15M1010646>.
- [46] B. L. Sharma. “Near-tip field for diffraction on square lattice by rigid constraint”. In: *Zeitschrift für Angewandte Mathematik und Physik* 66.5 (2015), pp. 2719–2740. ISSN: 0044-2275. DOI: [10.1007/s00033-015-0508-z](https://doi.org/10.1007/s00033-015-0508-z). eprint: <http://dx.doi.org/10.1007/s00033-015-0508-z>. URL: <http://dx.doi.org/10.1007/s00033-015-0508-z>.
- [47] B. L. Sharma. “On scattering of waves on square lattice half-plane with mixed boundary condition”. In: *Zeitschrift für angewandte Mathematik und Physik* 68.5 (Oct. 2017), p. 120. ISSN: 1420-9039. DOI: [10.1007/s00033-017-0854-0](https://doi.org/10.1007/s00033-017-0854-0). URL: <https://doi.org/10.1007/s00033-017-0854-0>.

- [48] B. L. Sharma. “Diffraction of waves on square lattice by semi-infinite rigid constraint”. In: *Wave Motion* 59 (2015), pp. 52–68. ISSN: 0165–2125. DOI: <http://dx.doi.org/10.1016/j.wavemoti.2015.07.008>. eprint: <http://dx.doi.org/10.1016/j.wavemoti.2015.07.008>. URL: <http://www.sciencedirect.com/science/article/pii/S0165212515001146>.
- [49] L. I. Slepyan. *Models and phenomena in fracture mechanics*. New York, Berlin, Heidelberg: Springer, 2002.
- [50] M. J. Ablowitz and A. S. Fokas. *Complex variables : introduction and applications*. Cambridge, UK, New York: Cambridge University Press, 1997.
- [51] B. L. Sharma. “On linear waveguides of square and triangular lattice strips: an application of Chebyshev polynomials”. In: *Sādhanā* 42.6 (June 2017), pp. 901–927. ISSN: 0973-7677. DOI: [10.1007/s12046-017-0646-4](https://doi.org/10.1007/s12046-017-0646-4). URL: <http://dx.doi.org/10.1007/s12046-017-0646-4>.
- [52] J. R. Pace and R. Mittra. “The Trifurcated Waveguide”. In: *Radio Science* 1.1 (1966), pp. 117–122. ISSN: 1944-799X. DOI: [10.1002/rds196611117](https://doi.org/10.1002/rds196611117). URL: <http://dx.doi.org/10.1002/rds196611117>.
- [53] M. u. Hassan and A. D. Rawlins. “Sound radiation in a planar trifurcated lined duct”. In: *Wave Motion* 29.2 (1999), pp. 157–174. ISSN: 0165-2125. DOI: [http://dx.doi.org/10.1016/S0165-2125\(98\)00026-2](http://dx.doi.org/10.1016/S0165-2125(98)00026-2). URL: <http://www.sciencedirect.com/science/article/pii/S0165212598000262>.
- [54] B. L. Sharma. “Continuum limit of discrete Sommerfeld problems on square lattice”. In: *Sādhanā* 42.5 (2017), pp. 713–728. ISSN: 0973-7677. DOI: [10.1007/s12046-017-0636-6](https://doi.org/10.1007/s12046-017-0636-6). eprint: <http://dx.doi.org/10.1007/s12046-017-0636-6>. URL: <http://dx.doi.org/10.1007/s12046-017-0636-6>.

A Discrete Fourier transform

Akin to [40], in case of bulk incidence (3.5), it can be easily shown that \mathbf{u}_y^F , given by (4.3), is analytic inside the annulus $\mathcal{A}_u := \{z \in \mathbb{C} : R_+ < |z| < R_-\}$, where $R_+ = e^{-\kappa_2}$, $R_- = e^{\kappa_2 \cos \Theta}$ (for $0 \leq y \leq N$, in fact, $R_- = e^{+\kappa_2}$) Based on above discussion, the discrete Fourier transform \mathbf{u}_y^F of the sequence $\{\mathbf{u}_{x,y}\}_{x \in \mathbb{Z}}$ is well defined for all $y \in \mathbb{Z}$. Using the discrete Fourier transform (4.3), the general solution of the scattered wave field according to the discrete Helmholtz equation, i.e., (4.2) with \mathbf{u}^t replaced by \mathbf{u} since \mathbf{u}^t automatically satisfies it, is given by the expression $\mathbf{u}_y^F = c_1 \lambda^y + c_2 \lambda^{-y}$, where c_1, c_2 are arbitrary analytic functions on \mathcal{A} and the function λ is defined by [40, 48, 49],

$$\lambda := \frac{\mathbf{r} - \mathbf{h}}{\mathbf{r} + \mathbf{h}}, \text{ on } \mathbb{C} \setminus \mathcal{B}, \quad \text{where } \mathbf{h} := \sqrt{H}, \mathbf{r} := \sqrt{R}, \quad (\text{A.1})$$

$$\text{with } H := Q - 2, R := Q + 2, z \in \mathbb{C}, \quad (\text{A.2})$$

and \mathcal{B} as the union of branch cuts for λ borne out of the chosen branch for \mathbf{h} and \mathbf{r} such that $|\lambda(z)| \leq 1, z \in \mathbb{C} \setminus \mathcal{B}$. Following [40], an annulus $\mathcal{A} \subset \mathbb{C}$ is defined by

$$\mathcal{A} := \mathcal{A}_u \cap \mathcal{A}_L, \quad \mathcal{A}_L := \{z \in \mathbb{C} : R_L < |z| < R_L^{-1}\}, \quad R_L := \max\{|z_h|, |z_r|\}, \quad (\text{A.3})$$

where z_h and z_r are zeros of \mathbf{h} and \mathbf{r} , respectively.

Supplementary 1: Expression for $u_{-1,N}$

Article Title: "Discrete scattering by a pair of parallel defects"

Authors: Sharma BL and Maurya G,

Journal: Philosophical Transactions of the Royal Society A: Mathematical, Physical and Engineering Sciences

Equation (4.34) implies $u_{N;-} = \mathbf{Q}^{-1}(-\mathbf{W}_N + u_{N+1;-} + u_{N-1;-}) = \mathbf{Q}^{-1}(-\mathbf{W}_N + w_{N;-})$. Using the inverse discrete Fourier transform (4.3),

$$u_{-1,N} = \frac{1}{2\pi i} \oint_{\mathcal{C}} u_{N;-}(z) z^{-1-1} dz = \frac{1}{2\pi i} \oint_{\mathcal{C}} \frac{-\mathbf{W}_N(z) + w_{N;-}(z)}{\mathbf{Q}(z)} z^{-2} dz. \quad (\text{A.4})$$

With $\mathbf{Q}(z) = z_q^{-1}(1 - z_q z)(1 - z_q z^{-1}) = -z^{-1}(z - z_q)(z - z_q^{-1})$, above implies

$$\begin{aligned} u_{-1,N} &= \frac{1}{2\pi i} \oint_{\mathcal{C}} \frac{-\mathbf{W}_N(z) + w_{N;-}(z)}{-(z - z_q)(z - z_q^{-1})} z^{-1} dz = (\mathbf{W}_N(z_q) - w_{N;-}(z_q)) z_q^{-1} + (\mathbf{W}_N(0) - w_{N;-}(0)) \\ &= (u_{-1,N} + z_q u_{0,N}^i - w_{N;-}(z_q)) z_q^{-1} + (u_{-1,N} - 0), \end{aligned} \quad (\text{A.5})$$

$$\begin{aligned} \text{where } w_{N;-}(z_q) &= \mathbf{C}_-(z_q) \mathbf{L}_-(z_q) \\ &= \mathbf{L}_-(z_q) (u_{-1,N} (\mathbf{L}_-^{-1}(z_q) - \bar{l}_{-0}) + z_q u_{0,N}^i (\mathbf{L}_-^{-1}(z_q) - l_{+0}) + u_{0,N}^i \delta_{D+}(z_q z_P^{-1}) \\ &\quad (\mathbf{Q}(z_q) \mathbf{L}_-^{-1}(z_q) - \mathbf{Q}(z_P) \mathbf{L}_-^{-1}(z_P) + \bar{l}_{-0}(z_q^{-1} - z_P^{-1}) + l_{+0}(z_q - z_P))) \\ &= u_{-1,N} (1 - \mathbf{L}_-(z_q) \bar{l}_{-0}) + z_q u_{0,N}^i (1 - \mathbf{L}_-(z_q) l_{+0}) + u_{0,N}^i \delta_{D+}(z_q z_P^{-1}) \\ &\quad (\mathbf{Q}(z_q) - \mathbf{L}_-(z_q) \mathbf{Q}(z_P) \mathbf{L}_-^{-1}(z_P) + \bar{l}_{-0}(z_q^{-1} - z_P^{-1}) \mathbf{L}_-(z_q) + l_{+0}(z_q - z_P) \mathbf{L}_-(z_q)). \end{aligned}$$

$$\begin{aligned} \text{Hence, } 0 &= u_{-1,N} (-\mathbf{L}_-(z_q) \bar{l}_{-0}) + z_q u_{0,N}^i (-\mathbf{L}_-(z_q) l_{+0}) + u_{0,N}^i \frac{z_q}{z_q - z_P} \\ &\quad (\mathbf{Q}(z_q) - \mathbf{L}_-(z_q) \mathbf{Q}(z_P) \mathbf{L}_-^{-1}(z_P) + \bar{l}_{-0}(z_q^{-1} - z_P^{-1}) \mathbf{L}_-(z_q) + l_{+0}(z_q - z_P) \mathbf{L}_-(z_q)) \\ &= -u_{-1,N} \mathbf{L}_-(z_q) \bar{l}_{-0} - \frac{u_{0,N}^i z_q}{z_q - z_P} \mathbf{L}_-(z_q) \mathbf{Q}(z_P) \mathbf{L}_-^{-1}(z_P) - \bar{l}_{-0} z_P^{-1} \mathbf{L}_-(z_q) u_{0,N}^i, \end{aligned}$$

which gives $u_{-1,N} = u_{0,N}^i (-\frac{z_q}{z_q - z_P} \frac{\mathbf{Q}(z_P)}{\bar{l}_{-0} \mathbf{L}_-(z_P)} - z_P^{-1})$, i.e., (4.46) holds. Similarly, in the case of *incidence from the waveguide*, (4.50) implies

$$\mathbf{C}_-(z) = u_{-1,N} (\mathbf{L}_-^{-1}(z) - \bar{l}_{-0}) - u_{0,N-1}^i \delta_{D-}(z z_P^{-1}) (\mathbf{L}_-^{-1}(z) - \mathbf{L}_+(z_P)), \quad (\text{A.6})$$

so that by (4.49),

$$\begin{aligned} u_{-1,N} &= \frac{1}{2\pi i} \oint_{\mathcal{C}} \frac{-\mathbf{W}_N(z) + w_{N;-}(z) + w_{N;-}^i(z)}{-z^{-1}(z - z_q)(z - z_q^{-1})} z^{-2} dz \\ &= (\mathbf{W}_N(z_q) - w_{N;-}(z_q) - w_{N;-}^i(z_q)) z_q^{-1} / (z_q - z_q^{-1}) + (\mathbf{W}_N(0) - w_{N;-}(0) - w_{N;-}^i(0)) \\ &= (u_{-1,N} + z_q u_{0,N}^i - w_{N;-}(z_q) - w_{N;-}^i(z_q)) z_q^{-1} / (z_q - z_q^{-1}) + (u_{-1,N} - 0), \end{aligned} \quad (\text{A.7})$$

$$\begin{aligned} \text{where } w_{N;-}(z_q) &= \mathbf{C}_-(z_q) \mathbf{L}_-(z_q) \\ &= \mathbf{L}_-(z_q) (u_{-1,N} (\mathbf{L}_-^{-1}(z_q) - \bar{l}_{-0}) - u_{0,N-1}^i \delta_{D-}(z_q z_P^{-1}) (\mathbf{L}_-^{-1}(z_q) - \mathbf{L}_+(z_P))) \\ &= u_{-1,N} (1 - \mathbf{L}_-(z_q) \bar{l}_{-0}) - u_{0,N-1}^i \delta_{D-}(z_q z_P^{-1}) (1 - \mathbf{L}_-(z_q) \mathbf{L}_+(z_P)). \end{aligned}$$

Hence, $0 = -u_{-1,N} (-\mathbf{L}_-(z_q) \bar{l}_{-0}) - u_{0,N-1}^i \frac{z_q}{z_q - z_P} + u_{0,N-1}^i \frac{z_q}{z_q - z_P} (1 - \mathbf{L}_-(z_q) \mathbf{L}_+(z_P))$, which gives $u_{-1,N} = -u_{0,N-1}^i \frac{z_q}{z_q - z_P} \frac{\mathbf{L}_+(z_P)}{\bar{l}_{-0}}$, i.e., (4.51) holds.