

Functional probabilistic programming for scalable Bayesian modelling

Jonathan Law^{1,2} and Darren J. Wilkinson^{1,3}

¹School of Mathematics, Statistics & Physics, Newcastle University, U.K.

²National Innovation Centre for Data

³The Alan Turing Institute

August 7, 2019

Abstract

Bayesian inference involves the specification of a statistical model by a statistician or practitioner, with careful thought about what each parameter represents. This results in particularly interpretable models which can be used to explain relationships present in the observed data. Bayesian models are useful when an experiment has only a small number of observations and in applications where transparency of data driven decisions is important. Traditionally, parameter inference in Bayesian statistics has involved constructing bespoke MCMC (Markov chain Monte Carlo) schemes for each newly proposed statistical model. This results in plausible models not being considered since efficient inference schemes are challenging to develop or implement. Probabilistic programming aims to reduce the barrier to performing Bayesian inference by developing a domain specific language (DSL) for model specification which is decoupled from the parameter inference algorithms. This paper introduces functional programming principles which can be used to develop an embedded probabilistic programming language. Model inference can be carried out using any generic inference algorithm. In this paper Hamiltonian Monte Carlo (HMC) is used, an efficient MCMC method requiring the gradient of the un-normalised log-posterior, calculated using automatic differentiation. The concepts are illustrated using the Scala programming language.

A git repository containing runnable example code for the probabilistic models and an illustrative implementation of forward and reverse mode automatic differentiation is available at <https://git.io/probprog>.

1 Introduction

Bayesian inference using probabilistic programming is becoming of interest to large industry-backed artificial intelligence (AI) labs such as Google, Uber and Stripe (TensorFlow, 2018; Uber, 2018; Bryant, 2018), despite deep learning continuing to solve practical problems with large amounts of labelled data. Deep neural networks are typically used as a “black box”, and state of the art networks can involve many parameters (Huang et al., 2017). Some dense convolutional neural networks can have millions of parameters. The values of these parameters are impossible to reason about independently and require a large amount of data to learn.

In a Bayesian model, the likelihood and prior distributions for each parameter must be specified using the judgement of the statistician and/or subject matter experts. This results in an interpretable model which can be used to explain relationships present in the data and perform accurate predictions with appropriately quantified uncertainty. Bayesian methods are especially useful when an experiment has only a small number of observations, for instance in an A/B test using a small number of highly valuable customers or in a clinical trial. Bayesian methods provide a natural encoding for uncertainty; if a small number of observations are available to inform the likelihood then the posterior distribution will reflect the prior. Specifying uncertainty honestly along with predictions can allow practitioners to make informed decisions. Well specified Bayesian models ensure industries such as insurance and finance, which price products and shares based on mathematical and statistical models, can be transparent in the decisions that they make.

Traditionally, parameter inference in Bayesian statistics has involved constructing bespoke MCMC schemes for each newly proposed statistical model. This results in new models being explored more slowly than practitioners would like, sometimes leading to plausible models not being considered since efficient inference schemes are challenging to develop or implement. Probabilistic programming aims to reduce the barrier to performing Bayesian inference by developing a domain specific language for model specification which does not rely on a detailed understanding of the parameter inference algorithms. This means that new models can be explored easily, without significant programming effort.

There exist many domain specific languages (DSLs) for performing Bayesian inference, the most well known within the statistical community are BUGS (Lunn et al., 2000) and JAGS (Plummer et al., 2003) in which a simple syntax can be used to specify complex hierarchical models. BUGS and JAGS both use variants of Gibbs sampling to perform inference. Stan is another popular DSL which uses similar syntax to BUGS and JAGS. Stan uses Hamiltonian Monte Carlo (HMC) with automatic differentiation for efficient sampling (Carpenter et al., 2016) but is restricted to models with continuous parameters. Stan also implements approximate variational inference schemes.

Many existing frameworks for probabilistic programming, including BUGS, JAGS and Stan use DSLs which are in turn compiled to lower-level languages. For instance in a Stan script, arbitrary C++ can be written to define a model or inference scheme, but in a C++ program the Stan DSL for defining a model cannot be easily used. This is in contrast to an embedded DSL, where the DSL is written directly in the target language and can be easily deployed inside a larger program.

TensorFlow is a program created at Google for deep learning and neural networks (Abadi et al., 2015). Google has developed TensorFlow Probability (formally known as Edward), a Python library for Bayesian inference utilising the TensorFlow architecture (TensorFlow, 2018). TensorFlow probability uses automatic differentiation and GPU acceleration from TensorFlow for variational inference and HMC. Ride-sharing company Uber have developed a Python library called Pyro (Uber, 2018) for probabilistic programming marrying deep learning and Bayesian inference using PyTorch (Paszke et al., 2017) for automatic differentiation and GPU acceleration. Pyro is implemented in Python, a popular general purpose programming language. These probabilistic programming languages can be easily deployed in existing Python code bases, however the syntax for implementing a model is more verbose than that of BUGS, JAGS and Stan. Hakaru (Narayanan et al., 2016) is an example of a probabilistic programming language with both an embedded DSL written in Haskell and a more accessible DSL written in the style of Python. This design choice was to minimise the learning curve of those coming from languages similar to Python.

Within the theoretical computer science community, an effort has been made to formalise the semantics of Bayesian inference in category theory by defining a probability monad grounded in measure theory (Giry, 1982; Lawvere, 1962). A practical implementation of Bayesian updating using the sampling based probability monad, built upon the State monad with applications to robot localisation and mapping is presented in Park et al. (2005). A stochastic lambda calculus is introduced in Ramsey and Pfeffer (2002) along with a review of the probability monad as presented in earlier literature, using a Haskell-like notation. More recently, the use of the Giry monad as a foundation for probabilistic programming has been questioned. The issue is that the Giry monad is defined on the category of measurable spaces, but this category is not Cartesian closed. Since closure is desirable, alternative probability monads over Cartesian closed categories are being explored, such as quasi-Borel spaces (Heunen et al., 2017) and the Kantorovich monad (Fritz and Perrone, 2017). The development of a composable probabilistic programming language using modern functional programming approaches is described in Ścibior et al. (2018a).

Rainier (Bryant, 2018) is an embedded probabilistic programming language written in Scala (Odersky et al., 2004) developed by the online payment processing company, Stripe. Rainier provides a compositional, monadic syntax for the specification of models. Each model has an associated compute graph which can be used to calculate the un-normalised log-posterior and its gradient using automatic differentiation. The log-posterior and its gradient is then used for HMC (Duane et al., 1987). The monadic interface is familiar to functional programmers and means that well researched and developed features of existing functional programming languages can be used when developing probabilistic programs. Crucially, models are regular values within the host programming language, which can be manipulated and composed using regular language features. This is demonstrated in an example presented in this paper, a random effects model (see section 8.3). Each class of the random effects model is modelled using an independent linear model, and the linear model code from example 8.1 is reused. This code reuse is straightforward when using a well developed programming language such as Scala and this is one of the main advantages of embedded probabilistic programming languages.

Scala is a programming language which runs on the Java Virtual Machine (JVM) and provides support for functional programming. Scala makes heavy use of function composition, higher-order functions and type classes to build large applications from simple functions. These features allow programmers to build complex programs whilst maximising code-reuse and minimising lines-of-code. This style of programming is a departure from object-oriented or imperative programming and as such can have a steep learning curve for those coming from languages which emphasise those approaches. This paper introduces the concepts required to understand monads in functional programming and how they can be used to build an embedded DSL for Bayesian statistical modelling.

Embedded DSLs are straightforward to write in functional languages using, for example, free monads and generalised algebraic data types (Swierstra, 2008). Ścibior et al. (2015) implements an algebra in Haskell for operating on distributions using a Generalised Algebraic Datatype and the Free Monad (Ścibior et al., 2015). This allows the implementation details of complex programs (in this case statistical inference algorithms) to be decoupled from the model specification. Since the DSL is implemented in the same programming language, it is straightforward to use within existing programs. The importance of building DSLs for scientific computing is expanded upon in an article advocating the use of Lisp in bioinformatics (Khomtchouk et al., 2016). Lisps are a collection of dialects of dynamically typed functional programming languages, which share some similarities with functional programming in strongly typed functional languages such as Scala and Haskell.

2 Category Theory

This section introduces the aspects of category theory (Awodey, 2010; Barr and Wells, 1990) required to build a probabilistic programming language. The concepts and their uses are reified in the Scala language in section 3. Category theory is concerned with describing abstract structures in a very general way. For an introduction to category theory aimed at programmers, see Milewski (2018).

Definition. A *category* \mathcal{C} is a collection of objects and morphisms which go between them such that for the objects $X, Y, Z \in \mathcal{C}$ and morphisms $g : X \rightarrow Y$ and $h : Y \rightarrow Z$,

1. There must exist a morphism $f : X \rightarrow Z$ which is the composition of g and h , $f = h \circ g$
2. Each object in a category must have an identity morphism written as $\text{id}_X : X \rightarrow X$
3. Composition of morphisms must be associative. For all $f : X \rightarrow Y$, $g : Y \rightarrow Z$ and $h : Z \rightarrow W$ then $h \circ (f \circ g) = (h \circ f) \circ g = h \circ f \circ g$
4. For every morphism $g : X \rightarrow Y$ then $\text{id}_Y \circ g = g = g \circ \text{id}_X$.

The collection of objects in a category \mathcal{C} is often denoted $\text{obj}(\mathcal{C})$ and morphisms $\text{hom}(\mathcal{C})$. The set of morphisms from X to Y is written as $\text{hom}_{\mathcal{C}}(X, Y)$.

An example of a category is **Set**, the category of sets: each set is an object and the morphisms are functions between the sets, the identity morphism is the identity function. In functional programming, the category most often under consideration is similar to the category of sets: each object corresponds to a specific datatype and the morphisms represent functions between the types.

2.1 Functors

A functor is a structure preserving mapping from one category to another.

Definition. If \mathcal{C} and \mathcal{D} are categories, then a *functor* $F : \mathcal{C} \rightarrow \mathcal{D}$ takes each object X in \mathcal{C} to an object $F(X)$ in the category \mathcal{D} and each morphism, $f : X \rightarrow Y$ in \mathcal{C} to a morphism in \mathcal{D} , $F(f) : F(X) \rightarrow F(Y)$ such that

1. $F(\text{id}_X) = \text{id}_{F(X)}$ for each X in \mathcal{C}
2. $F(g \circ f) = F(g) \circ F(f)$ for all morphisms, f and g in \mathcal{C} .

Since functional programming is mainly concerned with the category **Set**, functors are typically endofunctors, $F : \mathbf{Set} \rightarrow \mathbf{Set}$. An endofunctor is a functor from a category to itself, $F : \mathcal{C} \rightarrow \mathcal{C}$. Note that every category \mathcal{C} has an associated identity endofunctor, $\text{Id}_{\mathcal{C}} : \mathcal{C} \rightarrow \mathcal{C}$ mapping all objects and morphisms to themselves.

$$\begin{array}{ccc}
F(X) & \xrightarrow{F(f)} & F(Y) \\
\alpha_X \downarrow & & \alpha_Y \downarrow \\
G(X) & \xrightarrow{G(f)} & G(Y)
\end{array}$$

Figure 1: Commutative diagram of the natural transformation

2.2 Natural Transformation

A functor is a morphism between two categories (which itself has morphisms between its objects). A *natural transformation* is a morphism between functors which preserves the structure of the categories.

Definition. If $F : \mathcal{C} \rightarrow \mathcal{D}$ and $G : \mathcal{C} \rightarrow \mathcal{D}$ are both functors between the categories \mathcal{C} and \mathcal{D} then a *natural transformation* $\alpha : F \Rightarrow G$ is a family of morphisms such that

1. For all $X \in \mathcal{C}$ then $\alpha_X : F(X) \rightarrow G(X)$ is a morphism in \mathcal{D} called the component of α at X
2. For each morphism $f \in \mathcal{C}$, $f : X \rightarrow Y$ then $\alpha_Y \circ F(f) = G(f) \circ \alpha_X$.

Figure 1 shows a commutative diagram of the second natural transformation law. Following the arrows of the commutative diagram for any path from any given start to end point must be equivalent.

2.3 Monads

Definition. A monad on the category \mathcal{C} is an endofunctor, $T : \mathcal{C} \rightarrow \mathcal{C}$ with two natural transformations, $\eta : \text{Id}_{\mathcal{C}} \rightarrow T$ called **unit** and $\mu : T \circ T \rightarrow T$ called **multiplication** (or **counit**) such that

1. $\mu \circ T\mu = \mu \circ \mu T$
2. $\mu \circ T\eta = \mu \circ \eta T = \text{Id}_T$

$T\mu : T(T \circ T) \rightarrow T$ is a natural transformation defined by taking the natural transformation μ and the endofunctor, $T : \mathcal{C} \rightarrow \mathcal{C}$ then $(T\mu)_{\mathcal{C}} = T\mu_{\mathcal{C}}$. The natural transformation μT is a similar transformation with T composed from the right, $\mu T : (T \circ T)T \rightarrow T$. Figure 2 shows commutative diagrams of the monad laws.

3 Principles of Functional Programming

In functional programming, a program is comprised of many small functions each of which are easy to test and reason about in isolation. These small functions are composed together to form a larger program, which in practice is more difficult to reason about and test. The programmer gains confidence in the correctness of the program by ensuring each individual function in the composition is correct. This section provides an introduction to the functional programming principles required to build a probabilistic programming language guided by category theory, with examples in Scala. For a more comprehensive introduction to functional programming in Scala, see Chiusano and Bjarnason (2014).

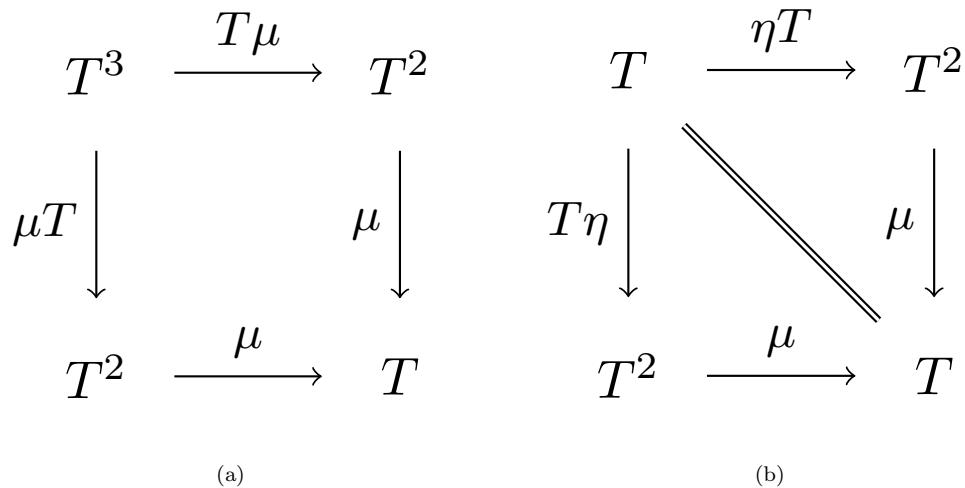


Figure 2: (a) Commutative diagram expressing the first condition of the monad laws (b) Commutative diagram expressing the second condition of the monad laws

3.1 Referential Transparency and Pure Functions

Referential transparency is a fundamental principle of functional programming. A function is referentially transparent if it produces the same output value for the same function parameters upon repeated evaluation, and produces no side effects. This enables the programmer to directly replace any referentially transparent function with the value of that function without changing the output of the program. This is called reasoning by substitution. A function which is referentially transparent is often called deterministic.

A *pure function* is a function which is referentially transparent, inculcable and total. A function is total if it returns a value (not an exception) for every possible input. Pure functions are more straightforward to test, reason about and reuse by composing with other pure functions. A function is called *inculpable* if it is free from side effects.

Functions which have *side effects* are not referentially transparent. An example of a side effect is printing to the screen, reading from a file or database, accepting input from the user or mutating a non-local variable. Some or all of these actions are needed for a program to be useful. Functional programming makes side effects explicit and good functional design ensures that side effects are only performed when needed, typically at the edges of a program.

An example of a common side effect in statistical programming is generating a random number. In Scala (which is not a *pure* functional language) a random double between 0 and 1 can be generated using `scala.util.Random.nextDouble()`. When calling this function it is impossible to know which random number will appear next without knowing the current state of the random number generator. Additionally, when this function is called multiple times in a program it will return different values. This is due to the fact that the function has the side effect of mutating the global random number state. The state monad can be used to implement a purely functional random number generator and this is expanded upon in section 3.10.

3.2 Static Types

Functions can accept a range of parameters and each of these parameters has a type. For instance the function $f(x) = x + 1$ is a mathematical function which adds one to its parameter, x . In this case, the parameter type is implicitly a numeric type as the method `+` is associated with numbers. The return type of the function f is also a numeric type. Types can be either inferred (as in the function f) or they can be made explicit. The example Scala code below shows a the function f written with an explicit type declaration of `Int => Int`.

```
val f: Int => Int = x => x + 1
```

If this function was applied to a `String` data-type, the program would not compile. In a language with

dynamic types, the program would run and possibly try to convert the `String` into an `Int` this can lead to runtime errors which are typically difficult to debug as they can potentially go unnoticed.

Static types are not exclusive to functional programming, nor are they required. However, programs using static types are typically safer and easier to reason about; Scala and Haskell are examples of functional programming languages with static types. However, both Scala and Haskell have *type inference*, which means that explicit type annotations are not required in situations where the compiler can unambiguously resolve all types; this provides most of the advantages of static typing without the verbosity associated with statically typed languages lacking type inference.

3.3 Immutable Data

Immutable data is an important aspect of functional programming. An immutable value or data structure cannot be modified in place. This is a strict requirement which ultimately makes code easier to reason about. However this means that imperative programming constructs, such as for-loops and while-loops can not be used since, for instance, the index of the loop can not be advanced (by mutating the variable representing the index) as would be required in a for-loop.

3.4 Higher Kinded Types

Collection types such as a singly linked lists, represented by `List`, are sometimes referred to as a type constructors (or data constructors) since they are used to construct concrete types such as `List[Int]` or `List[Double]`. `List` is similar to other collection types such as `Vector` or `Option`. Vectors and lists are collections of zero or more elements. Whereas an `Option` is a container for turning a partial function into a total function by explicitly representing failure cases using `None`. `Option` can be thought of as a collection which can be either empty (`None`) or contain exactly one element.

The implementations of `List` and `Vector` are different and both have distinct performance characteristics. A singly linked list provides $O(1)$ access to the head of the list but $O(n)$ access time to a specific element. Whereas `Vector` in Scala is implemented as a trie (Fredkin, 1960) with a branching factor of 32. This means that random access to elements in a `Vector` is faster than in a `List`. Consequently, concrete collections should be appropriately chosen for a given purpose.

These collections (and other type constructors) share common abstractions which can be used to unify them and then write code which is polymorphic not just in the type, but in the type constructor. This allows for greater code re-use. Higher kinded types provide powerful abstractions leading to cleaner, more elegant code. Very few mainstream programming languages include the necessary language support for using higher kinded types to safely abstract over generic type constructors, with Scala and Haskell arguably being the best known examples of languages which do.

3.5 Higher Order Functions

In programming languages which have functions as first class citizens, functions can be passed as an argument to other functions. Functions which accept other functions as arguments or return functions are called *higher order functions*.

A common operation performed on collections using a for-loop is to apply a function, `f`, to each element in the collection. The `map` function can be used to apply a function to a value in a context, and a context, as in this case, can be a collection. The signature of the `map` function is

```
def map[F[_], A, B](fa: F[A])(f: A => B): F[B]
```

`map` is a higher order function which accepts a function, `f: A => B` and applies it to each element of `F`. The term `F` is used to stand for any construct which can be mapped over using a function, this construct is known as a Functor (see section 3.6). The relationship with the category theoretic functor is made clearer if the `map` is restated such that it transforms the function `f: A => B` into `g: F[A] => F[B]`.

Another common operation for collections is a reduction, and this can be achieved by applying a binary function to each pair of elements of the collection in order from either the left or right. A higher order function which reduces values of the list from the left starting with an initial seed value is `foldLeft`, the signature of `foldLeft` is

```
def foldLeft[F[_], A, B](fa: F[A])(b: B)(f: (B, A) => B): B
```

`map` and `foldLeft` are implemented using recursion, but in order to avoid stack overflows they are implemented using tail-calls which are straightforward for the compiler to optimise. In contrast to imperative for-loops these higher order functions require no auxiliary variables such as counters. They are typically shorter and express the intent of the programmer more clearly.

3.6 Functors

A functor represents a type constructor which can be mapped over. A functor can be used to lift a function between two types into a new function between two types in a context, where the context refers to the type constructor. The signature of the `map` function for each collection `List`, `Option` or `Vector` can be written as follows:

```
def map[A, B](fa: List[A])(f: A => B): List[B]
def map[A, B](fa: Option[A])(f: A => B): Option[B]
def map[A, B](fa: Vector[A])(f: A => B): Vector[B]
```

The function `f: A => B` is lifted into the context of `List`, `Option` and `Vector` respectively. The higher order function `map` allows `f` to operate on an element in a context. The `map` functions defined above are identical apart from the type constructor, the type constructor can thus be abstracted over into the functor type class:

```
trait Functor[F[_]] {
  def map[A, B](fa: F[A])(f: A => B): F[B]
}
```

The type constructor, denoted as `F[_]`, has been abstracted over using a *higher kinded type*, here a functor. Now functions can be defined with a functor context bound on the type constructor:

```
def addOneGen[F[_]: Functor, A: Numeric](fa: F[A]): F[A] = {
  map(fa)(a => a + 1)
}
```

This function can be applied to any data constructor which has a functor instance and which contains Numeric values. In order to use the function, `addOneGen` with a concrete collection type, a functor instance must be defined by defining the `map` function. The Scala library `Cats`¹ provides type class instances for many of the built in Scala types constructors.

3.7 Applicatives

The data constructors considered so far are also applicatives (McBride and Paterson, 2008). An applicative is a special functor which has a `pure` method which lifts a value into the context of the Applicative and a `ap` which can be used to apply a function to a value in the Applicative context (the `F[_]`)

```
trait Applicative[F[_]] extends Functor[F] {
  def pure[A](a: A): F[A]
  def ap[A, B](fa: F[A])(f: F[A => B]): F[B]
}
```

To define `pure`, use the type constructors for the collections:

```
def pure[A](x: A): List[A] = x :: Nil
def pure[A](x: A): Option[A] = Some(x)
def pure[A](x: A): Vector[A] = Vector(x)
```

Where `::` is used as an infix operator which can be used to construct a singly-linked list by prepending a single element on the left to a list on the right. In Cartesian closed categories (CCCs), like `Set`, `ap` can be defined in terms of `zip` and `map`. In category theory an applicative defined in terms of `ap` is a *lax closed functor* and an applicative defined in terms of `zip` is a *lax monoidal functor*. In CCCs, these are equivalent. As such, the applicative typeclass can be defined in terms of the functions `zip`, `map` and `pure`. The type signature of `zip` is given by

¹<https://github.com/typelevel/cats>

```
def zip[A, B](fa: F[A], fb: F[B]): F[(A, B)]
```

Then `ap` can be derived

```
def ap[A, B](fa: F[A])(f: F[A => B]): F[B] =
  map(zip(f, fa)){ case (fi, a) => fi(a) }
```

The definition of `zip` for the `List` collection can be defined recursively as follows,

```
def zip[A, B](fa: List[A], fb: List[B]): List[(A, B)] = (fa, fb) match {
  case (Nil, lb) => Nil
  case (la, Nil) => Nil
  case (a :: ta, b :: tb) => (a, b) :: zip(ta, tb)
}
```

If the lists are different lengths, `zip` will return a list of tuples the same length as the shortest list.

3.8 Monads

The collections considered so far are actually monads. A monad represents a value in a context which can be manipulated in a consistent way (Wadler, 1995). Monads are integral to safe purely functional programming and are used to encapsulate unsafe program behaviour such as IO (input output), async programs, random number generators and partial functions. Suitable monads used in Scala for these unsafe behaviours include the `IO` monad (implemented in `Cats Effect`²), `Future`, `Rand` and `Option` respectively. These monads have unsafe methods which can be used to access the contents of the monad and hence perform the side effect. The unsafe access method is only performed at the end of the program when the side effect is desired, until then combinations of `map` and `flatMap` are used to manipulate the values inside of the monadic context.

To define a monad in Scala, simply define the two natural transformations required. The natural transformation corresponding to $\eta : Id_C \rightarrow T$ is `pure`, inherited from the `Applicative` type class. The second natural transformation, $\mu : T \circ T \rightarrow T$, is referred to as `join`

```
trait Monad[F[_]] extends Applicative[F[_]] {
  def join[A](fa: F[F[A]]): F[A]
}
```

Typically, in functional programming monads are defined in terms `flatMap`

```
def flatMap[A, B](fa: F[A])(f: A => F[B]) =
  join(map(fa)(f))
```

which is a `map` followed by a `join` or `flatten`. The monad can equivalently be defined in terms of `flatMap` and `pure`

```
trait Monad[F[_]] extends Functor[F[_]] {
  def flatMap[A, B](fa: F[A])(f: A => F[B]): F[B]
  def pure[A](x: A): F[A]
}
```

Note that `map` can be written in terms of `flatMap` and `pure` and `ap` can be written in terms of `flatMap` and `map`. This means when a monad instance is defined for a given type, only `flatMap` and `pure` must be defined and the methods from functor and applicative are available. Hence all monads in CCCs are applicative functors, though the converse is not true. The ubiquity of monads in functional programming derives from the power of `flatMap`, which enables composition of functions returning values in a monadic context. Explicitly, functions `f: X => F[Y]` and `g: Y => F[Z]` don't compose directly, since the types don't align, but for a monad `F[_]`, they can be composed using `flatMap` to give a function `X => F[Z]`. The ability to chain together such monadic functions turns out to be exceptionally useful.

`Option` is a monad which can be used to turn a partial function into a total-function by capturing error states in the type information. Consider several functions which could fail:

```
def sqrt(x: Double): Option[Double] =
```

²<https://typelevel.org/cats-effect/>


```

    if (x < 0) None else Some(math.sqrt(x))
  def log(x: Double): Option[Double] =
    if (x <= 0) None else Some(math.log(x))

```

In order to compose these two functions, a `flatMap` can be used:

```

  def composed(x: Double): Option[Double] =
    sqrt(x).flatMap(y => log(y))

```

The same principal can be extended to more than two applications:

```

  def composeMore(x: Double): Option[Double] =
    sqrt(x).flatMap(y => log(y)).flatMap(z => log(z))

```

This can be visually improved using a `for`-comprehension which is syntactic-sugar for applications of `flatMap` and `map`:

```

  def composeFor(x: Double): Option[Double] = for {
    y <- sqrt(x)
    z <- log(y)
    res <- log(z)
  } yield res

```

The functions returning an `Option` (or any monad) are placed on the right side of the arrow `<-` extracting the value from the monadic context. The values on the left represent the value inside of the monadic context and can be referenced in the same for-comprehension. The function `composeFor` is equivalent to `composeMore`. The for-comprehension is “desugared” by the compiler into a chain of `flatMap`s and `maps` in a very early compiler pass. The equivalent to a `for`-comprehension in Haskell is known as `do`-notation.

In general, *different* monads do not compose (Jones and Duponcheel, 1993), hence functions with different monadic contexts can not be mixed inside of a for-comprehension. However, different contexts are often required, and for certain combinations, monad transformers can be used which combine monadic contexts (Liang et al., 1995). Alternatively, extensible effects and the Freer monad can be used for combining effects (Kiselyov et al., 2013).

3.9 Monadic Collections

Modern hardware is parallel, with most laptops containing CPUs with multiple cores. The sequential collection types considered so far, `List` and `Vector` do not take advantage of multithreading. In Scala there are parallel collections which share the same monadic interface, and this enables functions to be written in a generic way and easily parallelised to take advantage of environments with multiple CPU cores.

Any collection can be transformed into a parallel collection, by calling `.par`. Higher order functions defined on the parallel collections will run in parallel. `map` and `filter` are naturally parallel and are evaluated by splitting the collection into roughly equal sized chunks and evaluating a sequential `map` or `filter` on each partition using different threads. Reduction operations need more careful consideration. `foldLeft` and `foldRight` are inherently sequential, however `reduce` can be implemented using an associative binary reduction function and then the reduction can be performed in parallel using a parallel tree reduction.

Consider evaluating the likelihood of a linear model, the specification of the model is presented in example (8.1). The likelihood can be written as:

$$p(y|\psi) = (2\pi\sigma^2)^{-\frac{N}{2}} \exp \left\{ -\frac{1}{2\sigma^2} \sum_{i=1}^N (y_i - (\beta_0 + \beta_1 x_i))^2 \right\}$$

where $\psi = \{\beta_0, \beta_1, \sigma\}$. The log-likelihood can then be written as:

$$\log p(y|\psi) = -\frac{N}{2} \log(2\pi\sigma^2) - \frac{1}{2\sigma^2} \sum_{i=1}^N (y_i - (\beta_0 + \beta_1 x_i))^2$$

This log-likelihood can be evaluated in Scala using a `map` followed by a `reduce`

```

ys.
  map { case (x, y) => Gaussian(beta0 + beta1 * x, sigma).logPdf(y) }.
  reduce(_ + _)

```

Where `ys: F[(Double, Double)]` is a collection of tuples containing the dependent and independent variables. This code is completely agnostic to whether the collection being operated on is serial or parallel. If `ys` is a serial collection, then `map` and `reduce` will execute serially on a single core. However, if `ys` is a parallel collection, then `map` and `reduce` will execute on the collection in parallel on all available cores. In practice, the parallel reduction will only speed up processing significantly if the collection of data is large, or the individual likelihood functions are expensive to evaluate.

If the data contained in the collection is too large to fit into the memory of a single computer, then higher order functions such as `map` and `reduce` can be used for distributed computing (Dean and Ghemawat, 2008). This pattern was named MapReduce after the familiar higher order functions. MapReduce is commonly used when a large amount of input data which does not fit in the memory of a single node requires processing. The large dataset is partitioned onto several worker nodes, orchestrated by a single master node. During the map stage, each worker node then performs a function independently on each element of the data. In the reduce stage a binary operator is used to combine the elements. The map and reduce steps can be performed by multiple nodes in parallel, meaning computationally intensive tasks can be sped up by increasing the number of worker nodes. In practice the speed of computation does not increase linearly, because of the additional cost of messaging between nodes.

MapReduce is a general pattern which can be used to implement many algorithms, including the page rank algorithm used by Google to rank search results (Brin and Page, 1998). MapReduce aims to make distributed programming easier by removing the possibility of race-conditions. Listing 1 shows a word count implementation written in the MapReduce style. The `map` stage assigns the number one to each word in the corpus of documents. `groupBy` is used to group the words into key-value pairs where the key is a single word and the value is a collection of tuples containing the same word and the number one. The reduce stage is implemented using `map` and `reduce`, the `map` takes each tuple containing each word and collection and performs the binary reduction function `+` to add the numbers associated with each word. The `reduce` function is a `fold` without an initial value, as such it can only be performed on a non-empty collection.

```

val wordCount: Map[String, Int] = words.
  map(w => (w -> 1)).
  toList.
  groupBy(_._1).
  map { case (w, ws) => (w, ws.map(_._2).reduce(_ + _)) }

```

Listing 1: Illustrative MapReduce program written using Scala

Apache Spark (Apache, 2018b) is a sophisticated platform for distributed computing for big data. Spark utilises a high level functional interface written in Scala allowing parallel processing for large datasets and streaming data. Spark features APIs (application programming interfaces) for Scala, Python and Java, and each API utilises higher order functions which can be used to manipulate data across a cluster of compute nodes. Spark primarily stores data in main memory of compute nodes, whereas Hadoop (Apache, 2018a) (a map reduce implementation) stores the data on the hard disk drive (HDD) or solid-state drive (SSD) of the worker nodes. This means that Spark is typically orders of magnitude faster for the same tasks. Apache Spark has additional capabilities, including batch processing of streaming data and a library for machine learning called MLlib. The main collection type in Apache spark is the resilient distributed dataset (RDD) which is an immutable distributed monadic collection partitioned onto different nodes in the Spark cluster. The RDD can be operated on using the higher order functions familiar to users of the built in Scala collections.

3.10 Purely Functional Pseudo Random Number Generator

The `State` monad can be used to keep track of internal state which is cumbersome to pass around as an argument. The state monad is a constructor with a function from the current state to a tuple containing a value and an updated state:

```

case class State[S, A](run: S => (S, A))

```

Since it is a monad, there are implementations of `flatMap` and `pure`:

```

def flatMap[B](f: A => State[S, B]): State[S, B] = State { x =>
  val (st, a) = run(x)
  f(a).run(st)
}
def pure[B](a: B) = State(st => (st, a))

```

The `State` monad can be used to implement a purely-functional pseudo-random number generator (PRNG) by threading an PRNG state through multiple function calls.

Sequences of apparently random numbers are generated by mutating an internal PRNG state each time a function returning a random number is evaluated. Each time a pseudo-random number is asked for a different value is returned and the internal PRNG state is mutated

```

def randNaive = scala.util.Random.nextDouble()
randNaive
// 0.26167644649515154
randNaive
// 0.4732297985296451

```

This function violates referential transparency (note that a `def` is needed here rather than a `val` since `val` is eagerly evaluated) since each time `randNaive` returns different values at each invocation. In order to develop a purely functional random number generator the internal state can be passed around explicitly. One of the simplest implementations of a pseudo random number generator is a linear congruential generator. This generator is defined by a recursive relation

$$X_{n+1} = (aX_n + c) \bmod m \quad (1)$$

$m > 0$ is the modulus, $0 \leq c < m$ is the increment and $0 < a < m$ is the multiplier and the initial seed is $0 \leq X_0 < m$. It is challenging to choose the parameters a, c and m to produce a long apparently random chain, a problem which is not considered here. The generator can be implemented in Scala as follows:

```

def linearGenerator(a: Long, c: Long, state: Long) =
  a * state + c
def toDouble(x: Long) =
  (x >>> 11) * math.pow(2, -53)
def myGenerator(state: Long): (Long, Double) = {
  val newState = linearGenerator(6364136223846793005L,
    1442695040888963407L, state)
  (newState, toDouble(newState))
}

```

The linear generator is initialised without a modulus, which is equivalent to the modulus being 2^{64} (since a `Long` is 64 bits in Scala). The function `toDouble` performs a logical right bit-shift by 11 places, then divides by 2^{53} (since $53 = 64 - 11$). The right shift of the `Long` value by 11 bits and the subsequent division ensures there is no numeric overflow, and avoids sign issues that would arise if the first bit was set. This has the effect of transforming the seed to be a `Double` between zero and one. In order to generate a new number `myGenerator` must be given an initial value, which is the initial state of the of the random number generator:

```

myGenerator(13515670)
// (3730281199248434349, 0.2022189490103492)

```

This function returns the next state on the left of the tuple and a “random” number between zero and one. The function can be initialised from a “random” or chosen seed. In practice, pseudo-random number generators are often more complex than this; a well used PRNG with a long non-repeating chain is the Mersenne Twister algorithm (Matsumoto and Nishimura, 1998).

A function to draw a pseudo-random number can be now be written as:

```

type Rand[A] = State[Long, A]
def randDouble: Rand[Double] =
  State(myGenerator)

```

Then in order to sample several numbers, `flatMap` can be used (hidden in a `for`-comprehension):

```

val res = for {
  firstNumber <- randDouble
  nextNumber <- randDouble
} yield (firstNumber, nextNumber)
println(res.run(13515670))
// (2060103227662993080,(0.2022189490103492,0.11167841974883075))

```

The State monad passes along the state to the next invocation of `randDouble`. In order to extract the pseudo-random numbers from the state monad, the function `run` is called with a starting seed. The result is on the right of the tuple with the next state on the left. This construct forms a referentially transparent PRNG. Note also, that the same initial seed is used as in the previous example and hence the same pseudo-random number is produced. The next number however is different, showing that the PRNG state is passed along by the `State` monad when `randDouble` is called for the second time.

Since `State` is a functor, `map` can be used to transform the output of the function `randDouble` in order to build other random generators:

```

def randInt(from: Int, to: Int): Rand[Int] =
  randDouble.map(x => (x * (to - from) + from).toInt)
def randBool: Rand[Boolean] =
  randDouble.map(_ > 0.5)

```

The State monad can be used to define a `Rand` monad using other algorithms which generate uniformly distributed random variables, and these can be transformed appropriately to generate values distributed according to other useful distributions. For example the Box-Muller transform is an efficient method of generating standard Normal random numbers (Box and Muller, 1958).

4 Probability Monads

In order to define a probabilistic program using the abstractions introduced so far, it remains to show that probability measures form a monad. Monads are well understood and ubiquitous in functional programming and programming language theory, hence have well supported language features such as the `for`-comprehension in Scala and `do`-notation in Haskell. Their uniformity enables programmers to manipulate monadic values in a consistent way using `map` and `flatMap` independent of the monadic context. This makes defining probabilistic programs straightforward using powerful, well-developed functional programming languages with support for monads.

The foundations of the probability monad were first developed by Lawvere (1962), later extended in Giry (1982). A review of the Giry monad is presented in Ramsey and Pfeffer (2002). The Giry monad is defined on the category of measurable spaces, **Meas**. The Giry monad maps each measurable space X to the space of all probability measures on X , which we will denote $P(X)$. The monad is characterised by the two natural transformations η and μ . The unit $\eta_X : X \rightarrow P(X)$ must map each $x \in X$ to a probability measure on X , and does so in the obvious way by mapping to the Dirac measure, $\eta_X(x) = \delta_x$. The multiplication $\mu_X : P(P(X)) \rightarrow P(X)$ must flatten a probability measure over probability measures on X , down to a probability measure on X , and does so in the obvious way, by marginalisation (via Lebesgue integration). Then the monadic bind operation (`flatMap` in Scala) can be interpreted as the law of total probability. Explicitly, for probability kernels (conditional distributions) $f : X \rightarrow P(Y)$ and $g : Y \rightarrow P(Z)$ we bind them as $g \bullet f : X \rightarrow P(Z)$ via

$$g \bullet f = \int_Y g(y) df(x).$$

One issue with the Giry monad is that it is defined on **Meas**, which is not Cartesian-closed. This is not ideal for any kind of higher-order probabilistic programming language, since it prevents convenient use of probability distributions over functions. It is also awkward for formalising the semantics of monadic probabilistic programming languages developed as embedded DSLs in functional programming languages with support for monads, since there will typically be an implicit assumption that all monads are defined over CCCs.

Measurable spaces are very rich, and include many pathological cases which are not of significant practical interest, yet cause substantial technical difficulties. So one approach to “fixing” the problem is to restrict attention to spaces of more direct relevance, in a principled way. This has led to the development of a probability monad based on Quasi-Borel spaces, which form a CCC, as explored

in Heunen et al. (2017). Other approaches make a more radical departure from conventional measure-theoretic probability, such as the Kantorovich monad, defined on metric spaces (Fritz and Perrone, 2017; Jacobs, 2018). The use of probability monads as a foundation for Bayesian inference is explored in Culbertson and Sturtz (2014).

This theoretical underpinning paves the way for developing monadic probabilistic programming DSLs in functional programming languages with minimal effort beyond specifying the two natural transformations required for the distribution to form a monad (see section 3.8). Although the formal connection with the theory of probability monads is important for establishing rigorous semantics for a given probabilistic programming language (Staton, 2017; Ścibior et al., 2018b), the practical implications associated with picking a specific probability monad formalism for the development of actual implementations are limited (Ścibior et al., 2015, 2018a).

5 Hamiltonian Monte Carlo

One of the aims of probabilistic programming is to separate the details of inference algorithms from the specification of statistical models. This allows for rapid exploration of different models without having to devise new inference algorithms. Metropolis-Hastings (MH) is an MCMC algorithm with convergence guarantees and if run for long enough will give samples from the stationary distribution corresponding to the posterior distribution of interest in a Bayesian statistical model (Metropolis et al., 1953; Hastings, 1970). The MH algorithm uses a parameter proposal distribution which requires tuning in order to achieve the optimal acceptance rate of around 0.234 (Roberts et al., 1997). Adaptive methods can be used to tune the proposal distribution automatically (Atchadé et al., 2005). Even optimal tuning of the proposal distribution does not take into account the geometry of the posterior distribution, which is contained in the gradient of the posterior. A more efficient inference algorithm is desirable for general probabilistic programming and Bayesian inference.

Hamiltonian Monte Carlo utilises the gradient of the un-normalised log-posterior to more efficiently explore the posterior distribution. The intuition for HMC is developed from Hamiltonian dynamics. Hamilton’s equations are written as:

$$\begin{aligned}\frac{d\mathbf{p}}{dt} &= -\frac{\partial\mathcal{H}}{\partial\mathbf{q}}, \\ \frac{d\mathbf{q}}{dt} &= +\frac{\partial\mathcal{H}}{\partial\mathbf{p}},\end{aligned}$$

where \mathbf{q} represents a particle position and \mathbf{p} is the momentum of the particle. The Hamiltonian of a physical system can be written as the sum of the kinetic and potential energy:

$$\mathcal{H}(\mathbf{q}, \mathbf{p}) = T(\mathbf{p}) + V(\mathbf{q}) \tag{2}$$

The HMC algorithm uses a combination of Gibbs sampling, Hamiltonian Dynamics and a Metropolis-Hastings step; hence, it is sometimes called Hybrid Monte Carlo. First the posterior distribution is augmented with an additional momentum parameter ϕ . This is an auxiliary parameter which is not of direct interest when calculating the parameter posterior distribution. The parameters, ψ correspond to the position in Hamilton’s equations. We take the kinetic energy to be $T(\phi) = \frac{1}{2}\phi^T\phi$, assuming a unit particle mass. The joint density of the position and momentum can then be written as:

$$p(\psi, \phi) \propto \exp\left\{\log p(\psi|y) - \frac{1}{2}\phi^T\phi\right\}, \tag{3}$$

where $\log p(\psi|y)$ is the log of the target posterior distribution written up to a normalising constant and represents the negative potential energy. The kinetic energy is the kernel of a standard multivariate Normal distribution, and the identity covariance matrix can be replaced by a tuning parameter, Σ termed the mass matrix, from analytical mechanics (Betancourt, 2017). Hamilton’s equations are discretised in order to update the values of the static parameters, ψ (the position in Hamilton’s equations) and the momentum ϕ . A special discretisation of Hamilton’s equations is used called a leapfrog step:

$$\begin{aligned}
\phi_{t+\varepsilon/2} &= \phi_t + \frac{\varepsilon}{2} \nabla_{\psi} \log p(\psi_t|y), \\
\psi_{t+\varepsilon} &= \psi_t + \varepsilon \phi_{t+\varepsilon/2}, \\
\phi_{t+\varepsilon} &= \phi_{t+\varepsilon/2} + \frac{\varepsilon}{2} \nabla_{\psi} \log p(\psi_{t+\varepsilon}|y).
\end{aligned} \tag{4}$$

$\nabla_{\psi} \log p(\psi|y)$ is the gradient of the un-normalised log-posterior distribution with respect to the parameters, ψ . ε is a tuning parameter in the HMC algorithm and represents the step-size of a leapfrog step. This leapfrog update is more accurate than a naive Euler discretisation, primarily due to the fact that it is volume-preserving (since each step is a shear). The volume-preservation is important for HMC, since it facilitates reversibility, and avoids the need to track Jacobians. The steps required to perform HMC are summarised in Algorithm 1. The function `leapfrogs` is a recursive function which applies `leapfrog_step` L times without mutating state and returns the updated position and momentum.

Algorithm 1: Hamiltonian Monte Carlo

Result: Return $\psi_i, i = 1, \dots, M$

- 1 Given the prior distribution $p(\psi)$;
- 2 The un-normalised the log-posterior distribution $\log p(\psi|y)$ and its derivative $\nabla_{\psi} \log p(\psi|y)$;
- 3 The tuning parameters ε, L ;
- 4 Initialise the parameters by sampling $\psi_0 \sim p(\psi)$;
- 5 **for** i in 1 to M **do**
- 6 Sample $\phi \sim \text{MVN}(0, \Sigma)$;
- 7 $\psi^*, \phi^* = \text{leapfrogs}(\psi^*, \phi^*, L, \varepsilon)$;
- 8 Calculate $\alpha = \log p(\psi^*(L)|y) - \frac{1}{2} \phi^{*T}(L) \Sigma^{-1} \phi^*(L) - \log p(\psi_{i-1}|y) + \frac{1}{2} \phi^T \Sigma^{-1} \phi$;
- 9 Sample $u \sim U(0, 1)$;
- 10 **if** $\log(u) < \alpha$ **then**
- 11 Set $\psi_i := \psi^*$
- 12 **else**
- 13 Set $\psi_i := \psi_{i-1}$
- 14 **end**
- 15 **function** `leapfrog_step`(ψ, ϕ, ε):
- 16 $\tilde{\phi} = \phi + \frac{\varepsilon}{2} \nabla_{\psi} \log p(\psi|y)$;
- 17 $\tilde{\psi} = \psi + \varepsilon \Sigma^{-1} \tilde{\phi}$;
- 18 **return** $\tilde{\psi}, \tilde{\phi} + \frac{\varepsilon}{2} \nabla_{\psi} \log p(\tilde{\psi}|y)$;
- 19 **function** `leapfrogs`($\psi, \phi, \varepsilon, L$):
- 20 **if** $L = 0$ **then**
- 21 **return** ψ, ϕ
- 22 **else**
- 23 $\tilde{\psi}, \tilde{\phi} = \text{leapfrog_step}(\psi, \phi, \varepsilon)$;
- 24 `leapfrogs`($\tilde{\psi}, \tilde{\phi}, \varepsilon, L - 1$)

For differentiable targets, HMC can be shown to exactly preserve the required distribution, and is typically more efficient than random walk Metropolis-Hastings schemes. The optimal acceptance rate for HMC is approximately 0.65 (Neal et al., 2011). Selecting the tuning parameters corresponding to the leapfrog step size ε and the number of leapfrog steps L is typically done using short pilot runs of the chain and targeting an acceptance rate of 0.65. Efforts have been made to automate selection of tuning parameters in the HMC algorithm and have led to the No-U-turn sampler which performs the optimum number of leapfrog steps (Hoffman and Gelman, 2014) and empirical HMC (Wu et al., 2018). In both cases the optimum number of leapfrog steps are chosen such that the discretised steps in the posterior distribution does not make an U-turn by first heading away from the previously accepted parameter value, then turning back in the direction of the previous parameter when the value of the gradient changes.

6 Automatic Differentiation

The need to calculate gradients in many inference and optimisation algorithms such as Hamiltonian Monte Carlo (HMC) and variational inference (Kucukelbir et al., 2017) has led to a renewed interest in automatic differentiation (AD). AD is a way of calculating derivatives of functions whilst at the same time evaluating them. This is not numerical differentiation or symbolic differentiation but rather exact differentiation which returns the value of a derivative at a point (Wang et al., 2018). It is straightforward to implement forward mode automatic differentiation in an FP language. However the number of computations performed using forward mode AD depends on the dimension of the input space, and hence does not scale well to parameter inference in models involving a large number of parameters. On the other hand the number of computations required for reverse mode automatic differentiation scales with the dimension of the output dimension. In Bayesian inference and HMC in particular the gradient of the log-posterior with respect to the free-parameters is required, this is a function from $\mathbb{R}^n \rightarrow \mathbb{R}$, where n is the dimension of the parameter space, hence reverse mode AD is typically more efficient.

Hamiltonian Monte Carlo was introduced in section 5, along with some implementation difficulties, such as choosing the leapfrog step size, number of leapfrog steps and deriving the partial derivatives required for the proposal. Automatic differentiation can be used to calculate the exact derivatives needed when performing the leapfrog step of HMC.

Dual numbers can be used in order to calculate derivatives (of univariate functions) automatically and exactly. Each real number has a corresponding dual number, which is the number, $y \in \mathbb{R}$ plus a small innovation, ε such that $\varepsilon^2 = 0$.

Derivatives can be calculated by evaluating functions using the dual number, for instance the function $f: \mathbb{R} \rightarrow \mathbb{R}$ defined by $f(x) = x^2 + 2x + 5$, the derivative is $f'(x) = 2x + 2$. In order to calculate the derivative automatically using dual numbers, the function is evaluated using the dual number equivalent to a chosen value of x for instance $x = 5$, has the dual number $5 + \varepsilon$ then

$$\begin{aligned} f(5 + \varepsilon) &= (5 + \varepsilon)^2 + 2(5 + \varepsilon) + 5, \\ &= 25 + 10\varepsilon + \varepsilon^2 + 10 + 2\varepsilon + 5, \\ &= 40 + 12\varepsilon. \end{aligned}$$

In this way, the evaluation of f using the dual number has resulted in the evaluation of $f(x)$, and $f'(x)$ simultaneously with $f'(x)$ being given by the coefficient of ε . This is the essence of forward mode automatic differentiation.

Automatic differentiation using dual numbers is equivalent to applications of the chain rule:

$$(f \circ g)' = (f' \circ g)g' \tag{5}$$

Combinations of primitive functions can be differentiated using repeated applications of the chain rule. `flatMap` can be defined for the `Dual` class which encapsulates the chain rule. This presentation of forward mode automatic differentiation was first outlined by (Welsh, 2018).

```
case class Dual[A: Numeric](real: A, eps: Double) {
  def flatMap[B: Numeric](f: A => Dual[B]): Dual[B] =
    val x = f(real)
    val nextEps = eps * x.eps
    Dual(x.real, nextEps)
}
```

The `Numeric` context bound is required since the primitive functions, such as multiplication, are defined explicitly in terms of their real result and derivative; hence an `eps: Double` has to be multiplied by a `real: A` when applying the product rule for differentiation:

```
def times(x: Dual[A], y: Dual[A])(implicit ev: ConvertibleFrom[A]) =
  Dual[A](x.real * y.real,
    x.eps * ev.toType[Double](y.real) +
    y.eps * ev.toType[Double](x.real))
```

The derivatives of special functions can be written as:

```
def sin[A: Numeric](a: Dual[A])(implicit ev: A :=> Double) =
```

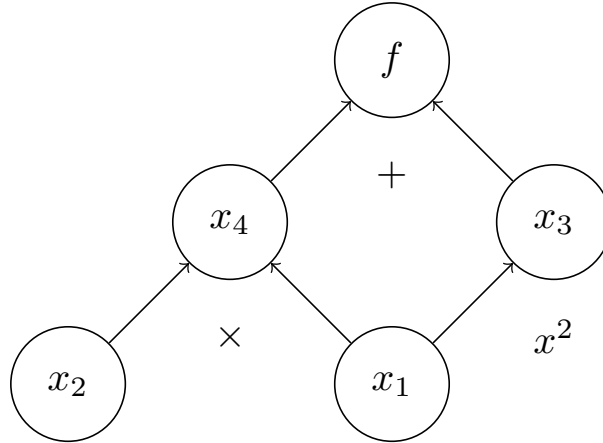


Figure 3: Computational graph showing the decomposition of $f(x_1, x_2) = x_1x_2 + x_1^2$ into primitive functions

```

Dual(math.sin(real), math.cos(real) * eps)
def log[A: Numeric](a: Dual[A])(implicit ev: A := Double) =
  Dual(math.log(a.real), a.eps / a.real)

```

The derivatives of the special functions can also be written using `flatMap`

```

def sin(a: Dual[A])(implicit ev: A := Double) =
  a.flatMap(x => Dual(math.sin(x), math.cos(x)))
def log(a: Dual[A])(implicit ev: A := Double) =
  a.flatMap(x => Dual(math.log(real), 1 / real))

```

The implementation becomes more complex as functions of multiple arguments are considered, since a separate ε is required for the derivative with respect to each argument (Manzyuk, 2012).

Figure 3 is a representation of a function with multiple arguments $f(x_1, x_2) = x_1x_2 + x_1^2$. The arrows represent function application, intermediate nodes represent the result of each primitive function and are labelled x_3 and x_4 .

Differentiating the function with respect to all variables in the graph using forward mode AD requires multiple traversals of the graph. The derivative of a node, x_k with parent nodes $Pa(x_k)$ with respect to the input variable x_1 is derived from the chain rule

$$\frac{\partial x_k}{\partial x_1} = \sum_{j \in Pa(x_k)} \frac{\partial x_k}{\partial x_j} \frac{\partial x_j}{\partial x_1}. \quad (6)$$

Figure 4 shows the forward pass required to calculate the gradient $\frac{\partial f}{\partial x_1}|_{x_1=1, x_2=2}$. This single forward pass evaluates the function and the derivative with respect to x_1 given the known derivatives of primitive functions such as product and power. A second pass has to be computed in order to determine the derivative with respect to x_2 . The gradient calculated by hand is, $\frac{\partial f}{\partial x_1} = x_2 + 2x_1$. A method often used to implement AD for functions of multiple arguments $f: \mathbb{R}^n \rightarrow \mathbb{R}$ is to track a vector of derivatives.

A minimal implementation of forward mode AD along with a test suite verifying the algorithm using property based testing and a selection of different functions is available at ³.

6.1 Reverse Mode Automatic Differentiation

Reverse mode automatic differentiation is typically faster than forward mode AD when functions have a larger input space than output space, ie. $f: \mathbb{R}^n \rightarrow \mathbb{R}^m$ where $n > m$. This is true for Bayesian inference algorithms which require the gradient of the un-normalised log-posterior such as Hamiltonian Monte Carlo or Metropolis-adjusted Langevin algorithm (Roberts and Rosenthal, 1998). The un-normalised log-posterior is a function from the parameters of dimension n to a single real number.

In order to differentiate a function using reverse mode automatic differentiation the steps are similar to forward mode differentiation, the derivatives of simple functions are defined. The function is then

³<https://git.io/probprog>

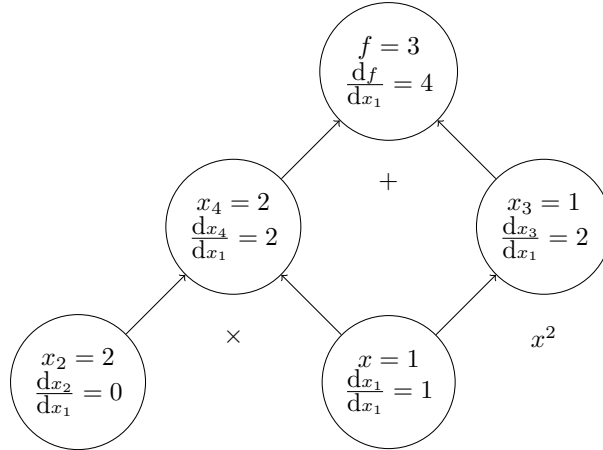


Figure 4: Computational graph showing the applications of the chain rule required to calculate the partial derivative $\frac{\partial f}{\partial x_1}$.

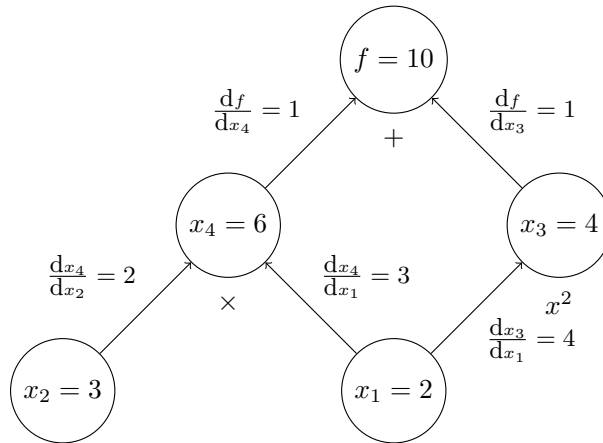


Figure 5: Graph with derivatives of each input variable calculated on the nodes of the adjoint graph

decomposed into its constituent primitive functions. The derivative of with respect to each node of the adjoint graph is calculated at $x_1 = 2$, $x_2 = 3$ in figure 5.

Then proceeding in reverse through the graph to calculate the derivative of the function with respect to the input variables:

$$\frac{\partial f}{\partial x_k} = \sum_{j \in Ch(x_k)} \frac{\partial x_j}{\partial x_k} \frac{\partial f}{\partial x_j}$$

Where $Ch(x_k)$ represent the set of children of node x_k . Figure 6 shows the reverse sweep through the computation graph required to calculate the derivative with respect to all of the arguments of the function.

Automatic differentiation can be a part of a monadic probabilistic program which allows distributions to be composed into hierarchical models. Reverse mode automatic differentiation can be implemented as a monad using continuations ⁴.

7 Architecture of a Probabilistic Program

The Scala library Rainier (Bryant, 2018) is an example of a monadic probabilistic programming language. It can be used to build a compute graph over the parameters of a model. The compute graph is essentially a variadic function from many input parameters to an output. This function is a representation of the unnormalised log-posterior function and returns both the evaluation of the function and the gradient. The

⁴<https://na.scaladays.org/schedule/differentiable-functional-programming>

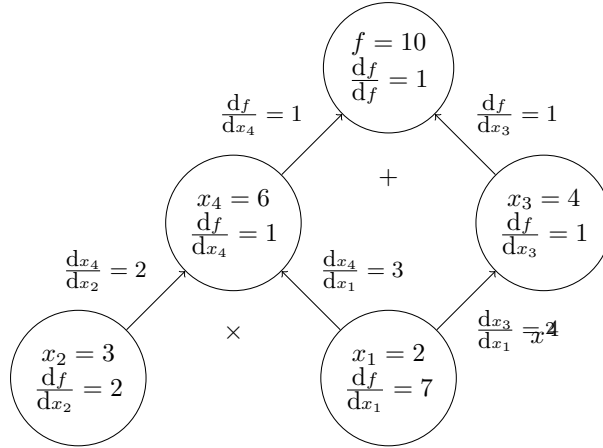


Figure 6: Reverse pass through the graph to calculate the derivative of f with respect to all the input variables

compute graph can be compiled to a function with signature `Array[Double] => Double` to evaluate the un-normalised log-posterior and `Array[Double] => Array[Double]` for the corresponding gradient.

The casual user is not aware of the compute graph and simply constructs a model by combining primitive probabilistic functions. A distribution is defined as a `trait`:

```
trait Continuous[A] {
  def logPdf(a: A): Double
  def gen: Rand[A]
  def param: RandomVariable[Real]
  def fit(ys: A*): RandomVariable[A]
}
```

Listing 2: Abstract interfaces for a continuous distribution

A continuous distribution can evaluate the log probability density function, `logPdf` and be transformed into a `RandomVariable` monad for use as a parameter in a composed model using `param`. Discrete distributions can be defined similarly, except the log probability mass function is defined: `logPmf` and discrete distributions can not be used as a parameter in HMC since it can not be differentiated and hence the `param` method is not defined for discrete distributions. The `fit` method accepts as an argument a single observation, or multiple and allows the distribution to be used as the likelihood for the observation. Each interface has a method, `gen` which can transform the distribution to a sampling based distribution, called a `Generator` in Rainier and sometimes referred to as `Rand`. `Rand` is also a monad:

```
trait Rand[A] { self =>
  def draw(): A
  def map[B](f: A => B): Rand[B] = new Rand[B] {
    override def draw = f(self.draw)
  }
  def flatMap[B](f: A => Rand[B]): Rand[B] = new Rand[B] {
    override def draw = f(self.draw).draw
  }
}
```

and has similar semantics to the `Rand` monad discussed earlier in the context of pure functional random number generation. Then the only function which remains abstract and must be defined for a new `Rand` is `draw`, hence this monad has no information about the `logPmf` or `logPdf` functions. The functions `flatMap` and `pure` are the two functions required to define a monad, if the natural transformations defined on `Rand` satisfy the monad laws then `Rand` is a monad.

A model to infer the posterior distribution for the probability of heads on a coin from ten coin flips can be written as

```
val model = for {
  p <- Beta(3, 3).param
```

```

    _ <- Binomial(p, 10).fit(6)
  } yield p

```

Listing 3: Rainier probabilistic program expressing a coin flip example with a beta prior distribution for the probability of heads

Using `.param` to indicate the bounded parameter p has a beta prior distribution with bounded support on $[0, 1]$, then the discrete binomial distribution is used as the likelihood by calling the method `fit` with the total trials $n = 10$ and observed number of heads $y = 6$. Each model defined using this monadic syntax can be sampled from using a `Sampler`. The `Sampler` depends on the compute graph which can derive the un-normalised log-posterior and its gradient.

8 Example Probabilistic Programs

This section contains some example programs written using the Rainier DSL. The models are intentionally simple, as they are intended to present just the most basic concepts. Some areas in which assumptions of these simple models can be relaxed are highlighted — in order to improve model fit. This emphasises the flexibility of probabilistic programming.

For each of the examples the HMC algorithm with dual averaging and $L = 5$ leapfrog steps was used with 10,000 iterations for the warm-up run during which the initial leapfrog step size is determined followed by 50,000 sampling iterations with a thinning factor of 5.

8.1 Linear Model

Linear models are statistical models specifying a relationship between covariates, $X \in \mathbb{R}^{n \times p}$ and a univariate outcome $Y \in \mathbb{R}^n$ for each example via the coefficient β , a $(p + 1)$ -vector. Each row of the outcome matrix Y is denoted as y_i and is related to each row of the covariate matrix, x_i by the coefficient matrix β . The covariate matrix has a column vector of ones prepended as the first column which represents the intercept. The observations have independent normally distributed noise with equal variance:

$$\begin{aligned}
 y_i &= \beta^T x_i + \varepsilon_i, & \varepsilon_i &\sim \mathcal{N}(0, \sigma), \\
 \beta &\sim \text{MVN}(\mu_\beta, \Sigma_\beta^2), \\
 \sigma &\sim \text{Exponential}(\lambda_\sigma).
 \end{aligned}
 \tag{7}$$

The model assumptions can be relaxed, but then model interpretation can become more challenging. 1,000 observations from this model are simulated with $\beta_0 = 4.0, \beta_1 = -1.5, \sigma = 0.5$ and the covariates simulated from the standard Normal distribution. The bivariate relationships of the simulated data is plotted in Figure 7 (a). The figures were produced using R (R Core Team, 2019) and ggplot2 (Wickham, 2016).

Listing 14 shows a probabilistic program for a linear model with covariates x and outcome y . Each parameter is added to the model using the `.param` notation and the $p = 1$ covariates are related to each scalar outcome using `Predictor.from`. The linear model is expressed as a function which can be re-used in more complex hierarchical models, such as the random effects model presented in section 8.3.

```

0 def linearModel(pa: Real, pas: Real, pb: Real, pbs: Real,
1   sigma: Real, data: Vector[(Double, Double)]) = for {
2   alpha <- Normal(pa, pas).param
3   beta <- Normal(pb, pbs).param
4   _ <- Predictor[Double].from { x =>
5     Normal(alpha + beta * x, sigma)
6   }
7   .fit(data)
8 } yield Map("alpha" -> alpha, "beta" -> beta, "sigma" -> sigma)
9
10 val model = for {
11   sigma <- Exponential(3.0).param
12   params <- linearModel(0.0, 0.01, 0.0, 0.01, sigma, data)

```

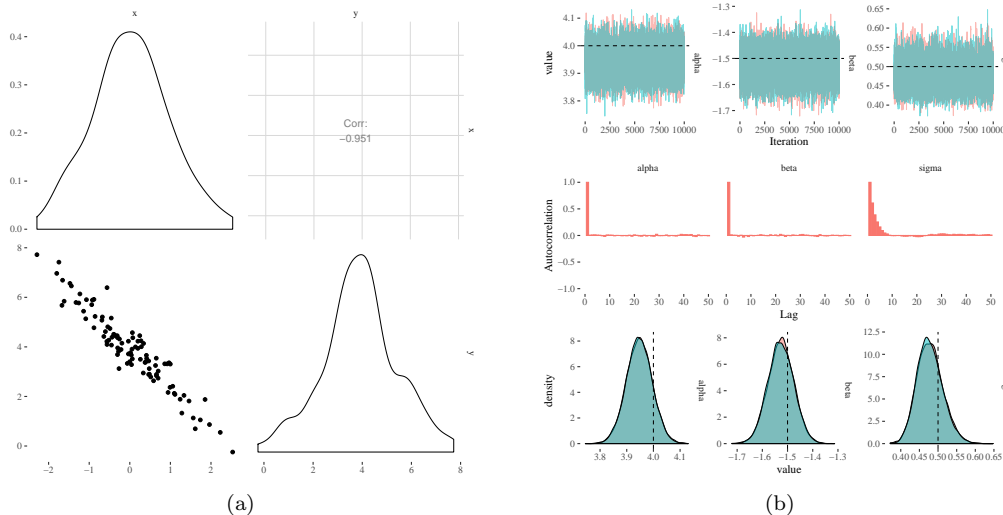


Figure 7: (a) Simulated data from a linear model with $\beta_0 = 4.0, \beta_1 = -1.5, \sigma = 0.5$ and covariates simulated independently from a standard Normal distribution. (b) Parameter posterior diagnostic plots for the linear model using the HMC kernel and simulated data, the actual values of the parameters are plotted using the dashed lines (Top) Traceplots (Middle) Autocorrelation plots (Bottom) Marginal Densities

13 } `yield` params

Listing 4: Simple linear model with one covariate and an intercept with a Normal observation model and fully specified prior distributions

Figure 7 (b) shows posterior inferences using simulated data with $\beta_0 = 4.0, \beta_1 = -1.5, \sigma = 0.5$ and the covariates simulated from a standard Normal distribution.

It is straightforward to change the observation distribution of this model, for instance to a generalised linear model with a Poisson observation distribution by changing line 7 to:

```
Poisson((alpha + beta * x).exp)
```

In addition the standard deviation parameter `sigma` is no longer required when using a Poisson observation distribution. Any suitable prior distributions can be specified for the parameters; they do not have to be conditionally conjugate as in Gibbs sampling.

8.2 Mixture Model

In a mixture model the observed data is assumed to arise from a finite mixture of independent distributions. The mixture model considered here is a mixture of $m = 3$ Normal distributions with different mean values, $\mu_k, k = 1, \dots, m$ and a common variance.

$$\begin{aligned}
 y_i &\sim \mathcal{N}(\mu_k, \sigma), \\
 k &\sim \mathcal{F}(\theta), \\
 \theta &\sim \text{Dir}(\boldsymbol{\alpha}_\theta), \\
 \mu_k &\sim \mathcal{N}(\mu_{\mu_k}, \sigma_{\mu_k}^2), \\
 \sigma &\sim \text{Exponential}(\alpha_\sigma, \beta_\sigma).
 \end{aligned}$$

where each index k is drawn from a discrete distribution \mathcal{F} with probabilities θ . The likelihood of the mixture model can be written as:

$$p(y|\theta, \mu, \sigma) = \sum_{k=1}^m \theta_k \mathcal{N}(y; \mu_k, \sigma). \quad (8)$$

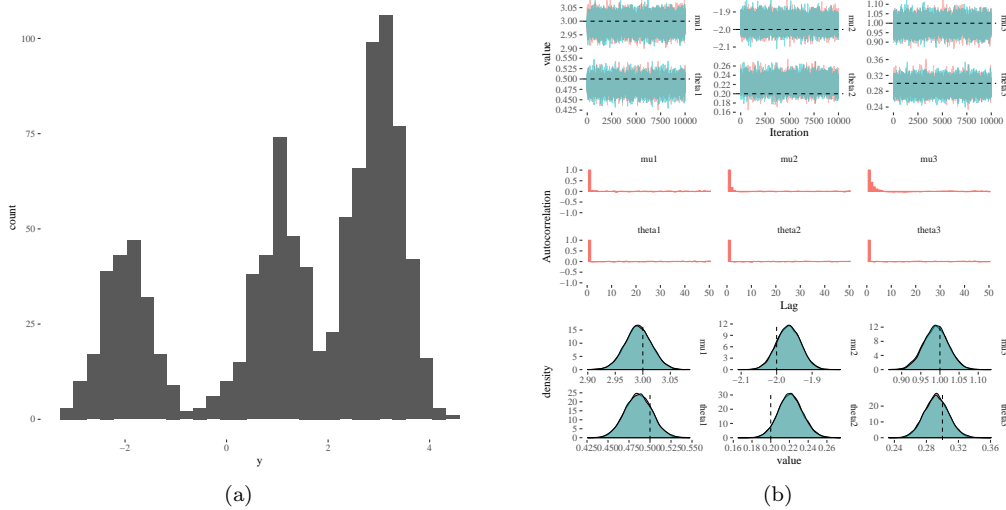


Figure 8: (a) 10,000 simulations from a three component Normal mixture model with mean values $\mu = \{-2.0, 1.0, 3.0\}$, common variance $\sigma = 0.5$ and proportions $\theta = \{0.3, 0.2, 0.5\}$ (b) Parameter posterior marginal density plots for the mixture model parameters, the parameter values used to simulate the data are vertical dashed lines

This mixture distribution has a smooth log-density and hence can be differentiated and inference can be performed using HMC. In addition the mixture distribution is already implemented in Rainier. The mixture model can be defined as:

```
def normalise(alphas: Seq[Real]) = {
  val total = alphas.reduce(_ + _)
  alphas.map(a => a / total)
}

val model = for {
  unnormThetas <- RandomVariable.traverse(Vector.fill(3)(Gamma(3.0, 1.0).param))
  thetas = normalise(unnormThetas)
  mus <- RandomVariable.traverse(Vector.fill(3)(Normal(0, 1).param))
  sigma <- Exponential(3.0).param
  dists = mus.
  map(mu => Normal(mu, sigma)
  components: Map[Continuous, Real] = dists.zip(thetas).toMap
  _ <- Mixture(components).fit(ys)
} yield thetas ++ mus ++ sigma
```

Listing 5: Rainier model for a Gaussian mixture model with $m = 3$ components.

The probability of each mixing component is θ_i , $i = 1, 2, 3$. The mixing components must be greater than zero and sum-to-one, they are drawn from a Dirichlet distribution by drawing each component from a Gamma distribution with scale, $\theta = 1$ then normalising the values. Figure 8 (a) shows a simulation from the mixture model and (b) shows the posterior diagnostics for the means and mixing components.

8.3 Random Effects Model

Hierarchical models give an opportunity to emphasise the manipulation of probabilistic programs as values in the embedded DSL. This model is a random effects model with k classes each with n observations. Each class is modelled using an independent linear regression.

$$\begin{aligned}
Y_{ij} &= \alpha_i + \beta_i x_j + \varepsilon_{ij}, & \varepsilon_{ij} &\sim \mathcal{N}(0, \sigma^2), \\
\alpha_i &\sim \mathcal{N}(\alpha_c, \sigma_a^2), \\
\beta_i &\sim \mathcal{N}(\beta_c, \sigma_b^2).
\end{aligned}$$

Each of the $i = 1, \dots, k$ classes have the same covariates $x_j, j = 1, \dots, n$ and have a linear relationship with independent coefficients, α_i and β_i . The standard deviation of the observation, σ is assumed to be the same for each class and observation. The coefficients of the covariates for all models are assumed to be Normally distributed with the same mean and variance, this induces correlation between the k linear models. $\alpha_c, \sigma_a, \beta_c, \sigma_b$ and σ are given the following prior distributions:

$$\begin{aligned}
\alpha_c &\sim \mathcal{N}(0, 10^6), \\
\sigma_a &\sim \text{Gamma}(10^{-3}, 10^3), \\
\beta_c &\sim \mathcal{N}(0, 10^6), \\
\sigma_b &\sim \text{Gamma}(10^{-3}, 10^3), \\
\sigma &\sim \text{Exponential}(3).
\end{aligned}$$

The Gamma distribution is parameterised here using shape, k and scale, θ such that the mean is $k\theta$. Each observation is represented by a class containing the index of the class, the covariate, x , and the observation, y :

```

case class Observation(
  id: Int,
  x: Double,
  y: Double
)

```

Then the prior distributions are translated to Rainier, note that the Gamma distribution is parameterised in terms of shape, k and scale, θ and the Normal distribution by its mean, μ and standard deviation σ .

```

val prior = for {
  alphaC <- Normal(0.0, 1000).param
  alphaSigma <- Gamma(0.001, 1000).param
  betaC <- Normal(0.0, 1000).param
  betaSigma <- Gamma(0.001, 1000).param
  sigma <- Exponential(3).param
} yield (alphaC, alphaSigma, betaC, betaSigma, sigma)

```

A function to fit a single linear regression for the i^{th} class can be re-used from the function `linearModel` presented in section 8.1.

`linearModel` returns a `RandomVariable` monad which is its own probabilistic program, but this program only specifies the model for a single class. The collection of observations, `x` and `y` for a single class can be grouped by the `id` of the class using `groupBy` and a linear regression can be fit for each class using `map`. When the function `groupBy` is called on the collection of observations, it returns a `Map[Int, Iterable[Observation]]`, the key of the map is an integer representing the `id` of each class and the `Iterable` in the value of the `Map` corresponds to the observations for each class. The application of `linearModel` to each element of the `Map` returns an `Iterable[RandomVariable[(Double, Double)]` which is converted to a `Vector` before applying the function `RandomVariable.traverse`. `traverse` “reverses” the order of the effects to return a `RandomVariable[Vector[(Double, Double)]]` which is a model and can be sampled from.

```

val model: RandomVariable[Map[String, Real]] = for {
  (ac, sa, bc, sb, sigma) <- prior
  _ <- RandomVariable.traverse(
    observations.
      groupBy(_.id).
      map { case (id, obs) =>
        linearModel(ac, sa, bc, sb, sigma, obs.map(ys => (ys.x, ys.y)))
      }
  )
}

```

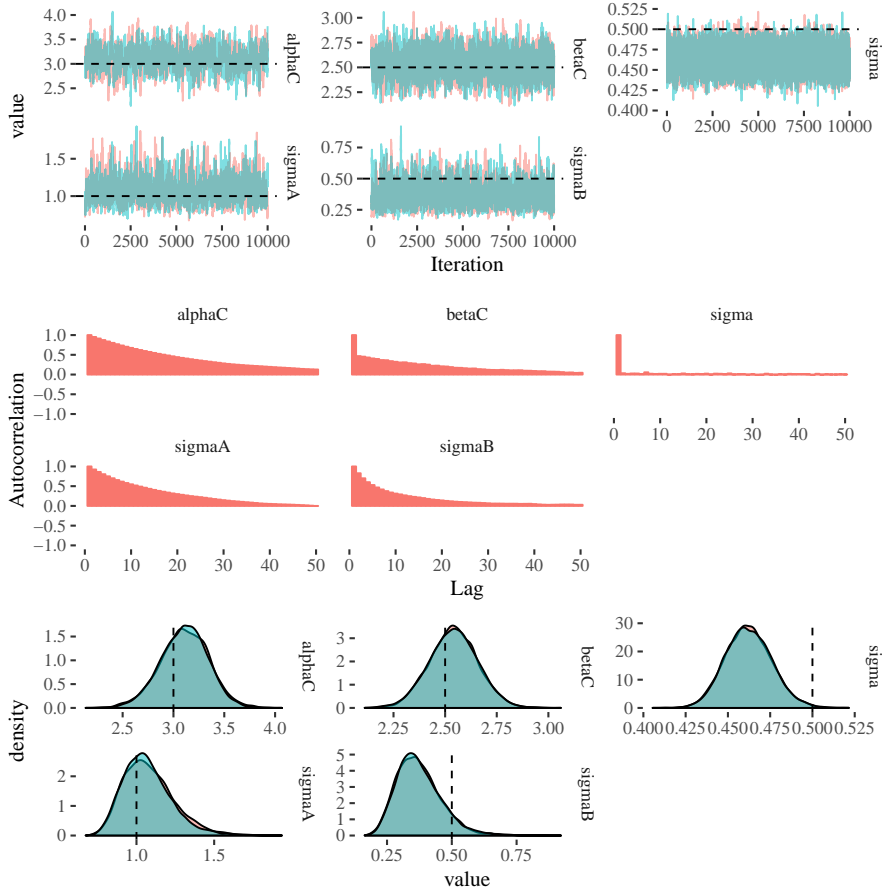


Figure 9: Diagnostic plots for the hierarchical random effects model with the values used to simulate the overlaid using dashed lines (Top) Traceplots (Middle) Autocorrelation (Bottom) Empirical marginal densities

```

    }.toVector)
  } yield (ac, sa, bc, sb, sigma)

```

This implementation emphasises the compositionality of probabilistic programs embedded in a host language. The higher order functions, `groupBy` and `map` are familiar to any functional programmer and can be used to combine simple models into complex hierarchical models.

The diagnostics of the draws from the posterior distribution obtained using HMC on the random effects hierarchical example are presented in figure 9. The actual values used to simulate the data are plotted using dashed lines.

9 Conclusion

Probabilistic programming aims to unify Bayesian inference with general purpose programming languages in order to simplify model exploration and inference. This allows practitioners to develop novel statistical models with minimal consideration for the underlying inference algorithms. In addition, multiple inference algorithms can be compared without re-writing the model code.

It has been shown that functional programming in Scala is a suitable, powerful language for developing a probabilistic programming language as an embedded DSL. Static typing reduces difficult to find runtime errors and ensures that refactoring code is straightforward with the help of the compiler. This means code is not over-engineered from the start of project as changes can be made to any size code base as and when the specification changes. Static typing does not increase the size of the code base since well defined abstractions from category theory allow for polymorphic code with type safety. Additionally, Scala has local type inference, allowing for return types which are obvious to be omitted from the source code and inferred by the compiler, which is especially helpful when defining anonymous functions.

In order to maximise the utility of the statistical models, the DSL is embedded in an existing general purpose programming language. Functional programming languages have powerful, theoretically sound abstractions such as the free monad and tagless final encodings which can be used to develop embedded DSLs for probabilistic programming. This means the same model code is used in production as in development, reducing the possibility of bugs in production code leading to incorrect decisions being made. The Rainier DSL provides a powerful modelling language embedded in the Scala language. The ‘for’-comprehension used to build models from probability distributions is familiar to Scala programmers since many common data constructors form a monad. The monadic syntax provided by ‘for’ is reminiscent of the syntax in BUGS, JAGS and Stan allowing experts in these languages to easily transition to using the embedded DSL in Scala. Embedding the probabilistic programming DSL in a host functional language not only renders trivial the problem of “compiling” the language to an executable sampling algorithm, but also allows probabilistic programs to be manipulated as regular values in the host language. This maximises the opportunities for model composition, modular model development and code reuse. This is exemplified in the random effects example in section 8.3 .

The Rainier DSL provides a powerful modelling language embedded in the Scala language. The for comprehension used to build models from probability distributions is familiar to Scala programmers since many common data constructors form a monad. The monadic syntax provided by for is reminiscent of the syntax in BUGS, Jags and Stan allowing experts in these languages to easily transition to using the embedded DSL in Scala. This syntax is available with minimal effort when a monad is defined by specifying the `flatMap` and `pure` functions.

Acknowledgements

JL is supported by the Engineering and Physical Sciences Research Council, Centre for Doctoral Training in Cloud Computing for Big Data (grant number EP/L015358/1) and Digital Catapult Teaching Grant Award (KH153326). DJW would like to thank the Isaac Newton Institute for Mathematical Sciences for support and hospitality during the programme Statistical Scalability when some work on this paper was undertaken; EPSRC grant EP/R014604/1. This work was also supported by The Alan Turing Institute under the EPSRC grant EP/N510129/1.

References

- M. Abadi, A. Agarwal, P. Barham, E. Brevdo, Z. Chen, C. Citro, G. S. Corrado, A. Davis, J. Dean, M. Devin, S. Ghemawat, I. Goodfellow, A. Harp, G. Irving, M. Isard, Y. Jia, R. Jozefowicz, L. Kaiser, M. Kudlur, J. Levenberg, D. Mané, R. Monga, S. Moore, D. Murray, C. Olah, M. Schuster, J. Shlens, B. Steiner, I. Sutskever, K. Talwar, P. Tucker, V. Vanhoucke, V. Vasudevan, F. Viégas, O. Vinyals, P. Warden, M. Wattenberg, M. Wicke, Y. Yu, and X. Zheng. TensorFlow: Large-scale machine learning on heterogeneous systems, 2015. URL <https://www.tensorflow.org/>. Software available from tensorflow.org.
- Apache. Apache Hadoop, 2018a. URL <https://hadoop.apache.org/>.
- Apache. Apache Spark - Unified Analytics Engine for Big Data, 2018b. URL <http://spark.apache.org>.
- Y. F. Atchadé, J. S. Rosenthal, et al. On adaptive Markov chain Monte Carlo algorithms. *Bernoulli*, 11(5):815–828, 2005.
- S. Awodey. *Category theory*. Oxford University Press, New York, second edition, 2010.
- M. Barr and C. Wells. *Category theory for computing science*, volume 49. Prentice Hall New York, 1990.
- M. Betancourt. A conceptual introduction to Hamiltonian Monte Carlo. *arXiv preprint arXiv:1701.02434*, 2017.
- G. E. P. Box and M. E. Muller. A note on the generation of random normal deviates. *Ann. Math. Statist.*, 29(2):610–611, 06 1958. doi: 10.1214/aoms/1177706645. URL <https://doi.org/10.1214/aoms/1177706645>.
- S. Brin and L. Page. The anatomy of a large-scale hypertextual web search engine. *Computer networks and ISDN systems*, 30(1-7):107–117, 1998.

- A. Bryant. Rainier: Bayesian inference in Scala, 2018. URL <https://github.com/stripe/rainier/>.
- B. Carpenter, A. Gelman, M. Hoffman, D. Lee, B. Goodrich, M. Betancourt, M. A. Brubaker, J. Guo, P. Li, A. Riddell, et al. Stan: A probabilistic programming language. *Journal of Statistical Software*, 20(2):1–37, 2016.
- P. Chiusano and R. Bjarnason. *Functional programming in Scala*. Manning Publications Co., 2014.
- J. Culbertson and K. Sturtz. A categorical foundation for Bayesian probability. *Applied Categorical Structures*, 22(4):647–662, 2014.
- J. Dean and S. Ghemawat. MapReduce: simplified data processing on large clusters. *Communications of the ACM*, 51(1):107–113, 2008.
- S. Duane, A. D. Kennedy, B. J. Pendleton, and D. Roweth. Hybrid Monte Carlo. *Physics letters B*, 195(2):216–222, 1987.
- E. Fredkin. Trie memory. *Commun. ACM*, 3(9):490–499, Sept. 1960. ISSN 0001-0782. doi: 10.1145/367390.367400. URL <http://doi.acm.org/10.1145/367390.367400>.
- T. Fritz and P. Perrone. A probability monad as the colimit of spaces of finite samples. Technical Report arXiv:1712.05363, arXiv, 2017.
- M. Giry. A categorical approach to probability theory. In *Categorical aspects of topology and analysis*, pages 68–85. Springer, 1982.
- W. K. Hastings. Monte Carlo sampling methods using Markov chains and their applications. *Biometrika*, 57(1):97–109, 1970.
- C. Heunen, O. Kammar, S. Staton, and H. Yang. A convenient category for higher-order probability theory. In *2017 32nd Annual ACM/IEEE Symposium on Logic in Computer Science (LICS)*, pages 1–12. IEEE, 2017.
- M. D. Hoffman and A. Gelman. The No-U-turn sampler: adaptively setting path lengths in Hamiltonian Monte Carlo. *Journal of Machine Learning Research*, 15(1):1593–1623, 2014.
- G. Huang, Z. Liu, L. Van Der Maaten, and K. Q. Weinberger. Densely connected convolutional networks. In *CVPR*, volume 1, page 3, 2017.
- B. Jacobs. From probability monads to commutative effectuses. *Journal of Logical and Algebraic Methods in Programming*, 94:200–237, January 2018.
- M. P. Jones and L. Duponcheel. Composing monads. Technical report, Technical Report YALEU/DCS/RR-1004, Department of Computer Science. Yale, 1993.
- B. B. Khomtchouk, E. Weitz, P. D. Karp, and C. Wahlestedt. How the strengths of lisp-family languages facilitate building complex and flexible bioinformatics applications. *Briefings in bioinformatics*, 19(3): 537–543, 2016.
- O. Kiselyov, A. Sabry, and C. Swords. Extensible effects: an alternative to monad transformers. In *ACM SIGPLAN Notices*, volume 48, pages 59–70. ACM, 2013.
- A. Kucukelbir, D. Tran, R. Ranganath, A. Gelman, and D. M. Blei. Automatic differentiation variational inference. *The Journal of Machine Learning Research*, 18(1):430–474, 2017.
- F. W. Lawvere. The category of probabilistic mappings, 1962. URL <https://ncatlab.org/nlab/files/lawvereprobability1962.pdf>.
- S. Liang, P. Hudak, and M. Jones. Monad transformers and modular interpreters. In *Proceedings of the 22nd ACM SIGPLAN-SIGACT symposium on Principles of programming languages*, pages 333–343. ACM, 1995.
- D. J. Lunn, A. Thomas, N. Best, and D. Spiegelhalter. WinBUGS—a Bayesian modelling framework: concepts, structure, and extensibility. *Statistics and computing*, 10(4):325–337, 2000.

- O. Manzyuk. A simply typed λ -calculus of forward automatic differentiation. *Electronic Notes in Theoretical Computer Science*, 286:257–272, 2012.
- M. Matsumoto and T. Nishimura. Mersenne twister: a 623-dimensionally equidistributed uniform pseudo-random number generator. *ACM Transactions on Modeling and Computer Simulation (TOMACS)*, 8(1):3–30, 1998.
- C. McBride and R. Paterson. Applicative programming with effects. *Journal of functional programming*, 18(1):1–13, 2008.
- N. Metropolis, A. W. Rosenbluth, M. N. Rosenbluth, A. H. Teller, and E. Teller. Equation of state calculations by fast computing machines. *The journal of chemical physics*, 21(6):1087–1092, 1953.
- B. Milewski. *Category theory for programmers*. Blurb, 2018.
- P. Narayanan, J. Carette, W. Romano, C. Shan, and R. Zinkov. Probabilistic inference by program transformation in hakaru (system description). In *International Symposium on Functional and Logic Programming - 13th International Symposium, FLOPS 2016, Kochi, Japan, March 4-6, 2016, Proceedings*, pages 62–79. Springer, 2016. doi: 10.1007/978-3-319-29604-3_5. URL http://dx.doi.org/10.1007/978-3-319-29604-3_5.
- R. M. Neal et al. MCMC using Hamiltonian dynamics. *Handbook of Markov Chain Monte Carlo*, 2(11), 2011.
- M. Odersky, P. Altherr, V. Cremet, B. Emir, S. Maneth, S. Micheloud, N. Mihaylov, M. Schinz, E. Stenman, and M. Zenger. An overview of the Scala programming language. Technical Report IC/2004/64, EPFL Lausanne, Switzerland, 2004.
- S. Park, F. Pfenning, and S. Thrun. *A probabilistic language based upon sampling functions*, volume 40. ACM, 2005.
- A. Paszke, S. Gross, S. Chintala, G. Chanan, E. Yang, Z. DeVito, Z. Lin, A. Desmaison, L. Antiga, and A. Lerer. Automatic differentiation in PyTorch. In *NIPS-W*, 2017.
- M. Plummer et al. JAGS: A program for analysis of Bayesian graphical models using Gibbs sampling. In *Proceedings of the 3rd international workshop on distributed statistical computing*, volume 124. Vienna, Austria, 2003.
- R Core Team. *R: A Language and Environment for Statistical Computing*. R Foundation for Statistical Computing, Vienna, Austria, 2019. URL <https://www.R-project.org/>.
- N. Ramsey and A. Pfeffer. Stochastic lambda calculus and monads of probability distributions. In *ACM SIGPLAN Notices*, volume 37, pages 154–165. ACM, 2002.
- G. O. Roberts and J. S. Rosenthal. Optimal scaling of discrete approximations to Langevin diffusions. *Journal of the Royal Statistical Society: Series B (Statistical Methodology)*, 60(1):255–268, 1998.
- G. O. Roberts, A. Gelman, W. R. Gilks, et al. Weak convergence and optimal scaling of random walk Metropolis algorithms. *The annals of applied probability*, 7(1):110–120, 1997.
- A. Ścibior, Z. Ghahramani, and A. D. Gordon. Practical probabilistic programming with monads. In *ACM SIGPLAN Notices*, volume 50, pages 165–176. ACM, 2015.
- A. Ścibior, O. Kammar, and Z. Ghahramani. Functional programming for modular Bayesian inference. *Proceedings of the ACM on Programming Languages*, 2:83, 2018a.
- A. Ścibior, O. Kammar, M. Vakar, S. Staton, H. Yang, Y. Cai, K. Ostermann, S. K. Moss, C. Heunen, and Z. Ghahramani. Denotational validation of higher-order Bayesian inference. *Proc. ACM Prog. Lang.*, 2(60), 2018b.
- S. Staton. Commutative semantics for probabilistic programming. In H. Yang, editor, *Programming languages and systems*, volume 10201 of *ESOP 2017. Lecture notes in computer science*, Berlin, Heidelberg, 2017. Springer.
- W. Swierstra. Data types à la carte. *Journal of functional programming*, 18(4):423–436, 2008.

- TensorFlow. Tensorflow probability, 2018. URL <https://www.tensorflow.org/probability/>.
- Uber. Pyro: Deep universal probabilistic programming with Python and PyTorch, 2018. URL <https://github.com/uber/pyro>.
- P. Wadler. Monads for functional programming. In *International School on Advanced Functional Programming*, pages 24–52. Springer, 1995.
- F. Wang, X. Wu, G. Essertel, J. Decker, and T. Rompf. Demystifying differentiable programming: Shift/reset the penultimate backpropagator. *arXiv preprint arXiv:1803.10228*, 2018.
- N. Welsh. Differentiable Functional Programming, 2018. URL <https://slideslive.ch/38908798/differentiable-functional-programming>.
- H. Wickham. *ggplot2: Elegant Graphics for Data Analysis*. Springer-Verlag New York, 2016. ISBN 978-3-319-24277-4. URL <https://ggplot2.tidyverse.org>.
- C. Wu, J. Stoehr, and C. P. Robert. Faster Hamiltonian Monte Carlo by Learning Leapfrog Scale. *arXiv preprint arXiv:1810.04449*, 2018.