

Stochastic Comparisons of Series and Parallel Systems with Topp-Leone Generated Family of Distributions

Ruby Chanchal¹, Vaishali Gupta², Amit Kumar Misra³

Department of Statistics

School of Physical & Decision Sciences

Babasaheb Bhimrao Ambedkar University, Lucknow - 226 025

Abstract

In this article, we stochastically compare the series and parallel systems having Topp-Leone generated family of distributions. We consider that the lifetimes of the components of the systems have either the different shape parameters when the scale parameters are fixed or the different scale parameters when the shape parameters are fixed and established some ordering results with the help of vector majorization technique.

Keywords: Topp-Leone generated family of distributions; majorization; order statistics; usual stochastic order; hazard rate order; likelihood ratio order.

1 Introduction

Order statistics play a prominent role in statistics, applied probability, actuarial science, reliability theory and many other related fields. Let $X_{1:n} \leq X_{2:n} \leq \dots \leq X_{n:n}$ represent the order statistics arising from the random variables X_1, X_2, \dots, X_n . Also, let $X_{k:n}$ represents the k^{th} order statistic which is related to the lifetimes of $(n - k + 1)$ -out-of- n system. In particular, $X_{n:n}$ (when $k = n$) and $X_{1:n}$ (when $k = 1$) denote the lifetimes of parallel and series systems, respectively. It has been studied extensively in the literature and found to be fruitful in comparisons of lifetimes of series and parallel systems where the components' lifetimes are independent and identically distributed (i.i.d.). But in the case when the lifetimes of the components are non-i.i.d., the distribution theory becomes quite complicated. Because of this reason, hardly few results are available in the literature (see, for example, Balakrishnan and Rao (1998) and David and Nagaraja (2003), and references cited therein).

Many researchers have worked upon the stochastic comparisons between the lifetimes of different systems where the random lifetimes of components follow various lifetime distributions, for example, Dykstra et al. (1997) and Khaledi and Kochar (2000)

¹E-mail: rubychanchal21@gmail.com

²E-mail: vaishali.gupta3091@gmail.com; Corresponding author

³E-mail: mishraamit31@gmail.com

studied the comparisons of parallel systems of heterogeneous exponential components. Khaledi and Kochar (2006), Fang and Tang (2014), and Torrado and Kochar (2015) considered the case of heterogeneous Weibull distributions. Moreover, several results have been derived for the heterogeneous generalized exponential distributions, gamma and Pareto type distributions (see, for examples, Balakrishnan and Zhao (2013), Balakrishnan et al. (2014), and Patra et al. (2018)). For recent references on the results related to the stochastic comparisons of this type, we refer to Barmalzan et al. (2016), Fang et al. (2016), Fang and Wang (2017), and Nadarajah et al. (2017). Apart from these types of comparisons, the families of distributions have also been considered. Some well known families of lifetime distributions are exponentiated Weibull (Mudholkar and Srivastava (1993)) and generalized exponential (Gupta and Kundu (1999)), etc. Recently, Kayal (2018) studied the stochastic comparisons of series and parallel systems with Kumaraswamy generalized family of distributions.

It is important to mention that the notion of majorization is one of the useful tool to compare lifetimes of series and parallel systems. The concept of majorization deals with the diversity of components of vectors in \mathbb{R}^n . Let $\mathbf{x} = (x_1, x_2, \dots, x_n)$ and $\mathbf{y} = (y_1, y_2, \dots, y_n)$ be two real vectors. Further, let $x_{(1)} \leq x_{(2)} \leq \dots \leq x_{(n)}$ and $y_{(1)} \leq y_{(2)} \leq \dots \leq y_{(n)}$ denote the increasing order of the components of \mathbf{x} and \mathbf{y} , respectively. The vector \mathbf{x} is said to be majorized by vector \mathbf{y} (written as $\mathbf{x} \stackrel{m}{\preceq} \mathbf{y}$) if $\sum_{k=1}^i x_{(k)} \geq \sum_{k=1}^i y_{(k)}$, $i = 1, \dots, n-1$, and $\sum_{k=1}^n x_{(k)} = \sum_{k=1}^n y_{(k)}$. Thus, $\mathbf{x} \stackrel{m}{\preceq} \mathbf{y}$ tells that the components of \mathbf{x} are less dispersed as compared to those of the \mathbf{y} . Majorization has played an important role to study several stochastic orders in various fields such as reliability theory, economics, mathematics, statistics and so on. For more details of majorization and its applications, one may refer to Marshall et al. (2011).

In this paper, we consider the stochastic comparisons of series and parallel systems with respect to the likelihood ratio order, the hazard rate order, and the usual stochastic order using vector majorization technique, where the components of the systems follow Topp-Leone generated family of distributions. This distribution was recently given by Rezaei et al. (2017) as a generalization of Topp and Leone's distribution (see, Topp and Leone (1955)). It has the property to model bathtub shaped hazard rates depending upon the values of parameters and it can be used for lifetime modelling. For more applications of this distribution, one may refer to Rezaei et al. (2017). Let X be a random variable following the Topp-Leone generated (TL- G) family of distribution. The probability density function (p.d.f.) and the cumulative distribution function (c.d.f.) of X are given by

$$f(x; \alpha, \theta, \xi) = 2\alpha\theta g(x; \xi)G(x; \xi)^{\theta\alpha-1}(1 - G(x; \xi)^\theta)(2 - G(x; \xi)^\theta)^{\alpha-1}, \quad x \geq 0, \theta, \alpha > 0 \quad (1.1)$$

and

$$F(x; \alpha, \theta, \xi) = (G(x; \xi)^\theta(2 - G(x; \xi)^\theta))^\alpha, \quad x \geq 0, \theta, \alpha > 0, \quad (1.2)$$

respectively, where θ is the scale parameter, α is the shape parameter, $G(x; \xi)$ is a baseline c.d.f., $g(x; \xi)$ is the corresponding p.d.f., and ξ contains the parameters which specify the baseline distribution. For convenience, we use the notion $X \sim \text{TL-}G(\alpha, \theta, \xi)$.

Note that, Topp-Leone's distribution is a particular case of TL- G family of distribution, when $G(x; \xi)$ be the $U(0, 1)$ and $\theta = 1$. Various cases of TL- $G(\alpha, \theta, \xi)$ can be obtained by using $G(x; \xi)$ as a parent distribution function such as exponential, normal, log-logistic, and gamma, and we get TL-exponential, TL-normal, TL-log-logistic, and TL-gamma distributions, respectively.

The outline of the paper is as follows. In Section 2, we briefly present some definitions of stochastic orders and majorization, and discuss some lemmas which are useful to derive our results. In Section 3, we provide some ordering results with respect to the usual stochastic and the likelihood ratio orderings for the comparisons of parallel systems and with respect to the usual stochastic and the hazard rate orderings for the comparisons of series systems with TL- G distributed components.

Throughout the paper, we use the notion $\mathbb{R} = (-\infty, \infty)$, $\mathbb{R}^+ = [0, \infty)$, and $\mathbb{R}^n = (-\infty, \infty)^n$. The terms increasing and decreasing are used for non-decreasing and non-increasing, respectively.

2 Preliminaries

In this section, we first recall some definitions of stochastic orders and vector majorization. Then, we discuss some useful lemmas which are essential to develop the results conferred in the next section.

2.1 Stochastic Orders

Let X and Y be two random variables having the common support \mathbb{R}^+ with the distribution functions $F_X(\cdot)$ and $F_Y(\cdot)$, the probability density functions $f_X(\cdot)$ and $f_Y(\cdot)$, and the hazard rate functions $r_X(\cdot)$ and $r_Y(\cdot)$, respectively. Let $\bar{F}_X(\cdot) = 1 - F_X(\cdot)$ and $\bar{F}_Y(\cdot) = 1 - F_Y(\cdot)$ be the survival functions of X and Y , respectively.

Definition 2.1. X is said to be smaller than Y in the

- (i) usual stochastic order (written as $X \leq_{st} Y$) if $F_Y(x) \leq F_X(x)$, $\forall x \in \mathbb{R}^+$;
- (ii) hazard rate order (written as $X \leq_{hr} Y$) if $\bar{F}_Y(x)/\bar{F}_X(x)$ is increasing in $x \in \mathbb{R}^+$, or equivalently if $r_X(x) \geq r_Y(x)$, $\forall x \in \mathbb{R}^+$;
- (iii) likelihood ratio order (written as $X \leq_{lr} Y$) if $f_Y(x)/f_X(x)$ is increasing in $x \in \mathbb{R}^+$.

The following implications are well-known.

$$X \leq_{lr} Y \Rightarrow X \leq_{hr} Y \Rightarrow X \leq_{st} Y.$$

For an extensive details on various stochastic orders, see, Shaked and Shanthikumar (2007).

2.2 Majorization

In this subsection, we briefly present some definitions and results related to the vector majorization which are very useful in dealing with various inequalities while comparing the order statistics. Let $\mathbf{x} = (x_1, x_2, \dots, x_n)$ and $\mathbf{y} = (y_1, y_2, \dots, y_n)$ be two real vectors from \mathbb{R}^n . Further, let $x_{(1)} \leq x_{(2)} \leq \dots \leq x_{(n)}$ and $y_{(1)} \leq y_{(2)} \leq \dots \leq y_{(n)}$ denote the increasing order of the components of \mathbf{x} and \mathbf{y} , respectively.

Definition 2.2. \mathbf{x} is said to be

(i) majorized by \mathbf{y} (written as $\mathbf{x} \stackrel{m}{\preceq} \mathbf{y}$) if

$$\sum_{k=1}^i x_{(k)} \geq \sum_{k=1}^i y_{(k)}, \quad i = 1, \dots, n-1, \quad \text{and} \quad \sum_{k=1}^n x_{(k)} = \sum_{k=1}^n y_{(k)}.$$

(ii) weakly submajorized by \mathbf{y} (written as $\mathbf{x} \preceq_w \mathbf{y}$) if

$$\sum_{k=i}^n x_{(k)} \leq \sum_{k=i}^n y_{(k)}, \quad i = 1, \dots, n.$$

From the Definition 2.2, it is easy to verify that $\mathbf{x} \stackrel{m}{\preceq} \mathbf{y}$ implies $\mathbf{x} \preceq_w \mathbf{y}$. For a comprehensive study on majorization, we refer the reader to Marshall et al. (2011).

Definition 2.3. A real valued function ψ defined on a set $\mathbb{A} \subset \mathbb{R}^n$ is said to be Schur-convex (Schur-concave) on \mathbb{A} if

$$\mathbf{x} \stackrel{m}{\preceq} \mathbf{y} \implies \psi(\mathbf{x}) \leq (\geq) \psi(\mathbf{y}) \quad \text{for } \mathbf{x}, \mathbf{y} \in \mathbb{A}.$$

Lemma 2.1. (Marshall et al., 2011, p.84) Let $I \subset \mathbb{R}$ be an open interval and let $\psi : I^n \rightarrow \mathbb{R}$ be continuously differentiable. Necessary and sufficient conditions for $\psi(\cdot)$ to be Schur-concave on I^n are: $\psi(\cdot)$ is symmetric on I^n , and

$$(x_k - x_l) \left(\frac{\partial \psi(\mathbf{x})}{\partial x_k} - \frac{\partial \psi(\mathbf{x})}{\partial x_l} \right) \leq 0, \quad \text{for all } k \neq l.$$

Lemma 2.2. (Marshall et al., 2011, p.87) A real valued function ψ defined on $\mathbb{A} \subset \mathbb{R}^n$ satisfies $\mathbf{x} \preceq_w \mathbf{y}$ on \mathbb{A} implies $\psi(\mathbf{x}) \leq \psi(\mathbf{y})$ if, and only if, ψ is increasing and Schur-convex on \mathbb{A} .

Lemma 2.3. (Balakrishnan et al., 2014) Let a function $\tau : (0, \infty) \rightarrow (0, \infty)$ be defined as

$$\tau(\alpha) = \frac{\alpha t^{\alpha-1}}{1-t^\alpha}.$$

Then, $\tau(\alpha)$ is convex in α , for any $0 < t < 1$.

Lemma 2.4. (Marshall et al., 2011, Proposition C.1., p.92) If $I \subset \mathbb{R}$ is an open interval and $h : I \rightarrow \mathbb{R}$ is convex, then $\psi(\mathbf{x}) = \sum_{i=1}^n h(x_i)$ is Schur-convex on I^n . Consequently, $\mathbf{x} \stackrel{m}{\preceq} \mathbf{y}$ on I^n implies $\psi(\mathbf{x}) \leq \psi(\mathbf{y})$.

3 Main Results and Conclusions

In this section, we compare the lifetimes of series and parallel systems having independent TL- G distributed components. These results are presented with heterogeneity in one parameter while another is fixed.

The following theorem deals with the hazard rate ordering of series systems when the parameter $\boldsymbol{\alpha} = (\alpha_1, \alpha_2, \dots, \alpha_n)$ varies.

Theorem 3.1. Let X_1, X_2, \dots, X_n and Y_1, Y_2, \dots, Y_n be the two sets of independent random variables with $X_k \sim TL-G(\alpha_k, \theta, \xi)$ and $Y_k \sim TL-G(\alpha_k^*, \theta, \xi)$ for $k = 1, 2, \dots, n$, respectively. Then, for fixed $\theta > 0$ and for any fixed ξ , we have

$$\boldsymbol{\alpha}^* = (\alpha_1^*, \alpha_2^*, \dots, \alpha_n^*) \stackrel{m}{\preceq} (\alpha_1, \alpha_2, \dots, \alpha_n) = \boldsymbol{\alpha} \implies X_{1:n} \leq_{hr} Y_{1:n}.$$

Proof. It is well defined for a series system that the sum of the hazard rate functions of each components is equal to the hazard rate function of the system. Therefore, for $x > 0$, the hazard rate function of $X_{1:n}$ is given by

$$\begin{aligned} r_{X_{1:n}}(x) &= \sum_{k=1}^n \frac{f(x; \alpha_k, \theta, \xi)}{\bar{F}(x; \alpha_k, \theta, \xi)} \\ &= \sum_{k=1}^n \frac{2\alpha_k \theta g(x; \xi) G(x; \xi)^{\theta\alpha_k - 1} (1 - G(x; \xi)^\theta) (2 - G(x; \xi)^\theta)^{\alpha_k - 1}}{1 - G(x; \xi)^{\theta\alpha_k} (2 - G(x; \xi)^\theta)^{\alpha_k}} \\ &= 2\theta g(x; \xi) G(x; \xi)^{\theta - 1} (1 - G(x; \xi)^\theta) \sum_{k=1}^n \frac{\alpha_k G(x; \xi)^{\theta(\alpha_k - 1)} (2 - G(x; \xi)^\theta)^{\alpha_k - 1}}{1 - G(x; \xi)^{\theta\alpha_k} (2 - G(x; \xi)^\theta)^{\alpha_k}} \\ &= 2\theta g(x; \xi) G(x; \xi)^{\theta - 1} (1 - G(x; \xi)^\theta) \sum_{k=1}^n \frac{\alpha_k (G(x; \xi)^\theta (2 - G(x; \xi)^\theta))^{\alpha_k - 1}}{1 - (G(x; \xi)^\theta (2 - G(x; \xi)^\theta))^{\alpha_k}} \\ &= 2\theta g(x; \xi) G(x; \xi)^{\theta - 1} (1 - G(x; \xi)^\theta) \sum_{k=1}^n z(\alpha_k), \end{aligned}$$

where, for fixed $x > 0$, $\theta > 0$, and for any fixed ξ ,

$$z(\alpha) = \frac{\alpha (G(x; \xi)^\theta (2 - G(x; \xi)^\theta))^{\alpha - 1}}{1 - (G(x; \xi)^\theta (2 - G(x; \xi)^\theta))^\alpha}, \quad \alpha > 0.$$

On taking $t = G(x; \xi)^\theta (2 - G(x; \xi)^\theta)$ and using Lemma 2.3, it follows that $z(\alpha)$ is convex in α . Now, on using Lemma 2.4, we conclude that $\sum_{k=1}^n z(\alpha_k)$ is Schur-convex

on $(0, \infty)^n$, which implies that if $\alpha^* \stackrel{m}{\succ} \alpha$, then $r_{X_{1:n}}(x) \geq r_{Y_{1:n}}(x)$. Hence the theorem follows. \square

Now, we present the following example to discuss the above theorem.

Example 3.1. Consider that $G(x; \xi) = 1 - e^{-x}$, $x \geq 0$. Let X_1, X_2 and Y_1, Y_2 be the two sets of independent random variables with $X_k \sim \text{TL-G}(\alpha_k, \theta, \xi)$ and $Y_k \sim \text{TL-G}(\alpha_k^*, \theta, \xi)$ for $k = 1, 2$, respectively. Assume $\alpha_1 = 1, \alpha_2 = 9, \alpha_1^* = 4, \alpha_2^* = 6$, and $\theta = 0.5$. Clearly, $(\alpha_1^*, \alpha_2^*) \stackrel{m}{\succ} (\alpha_1, \alpha_2)$, and therefore, using Theorem 3.1, we have $X_{1:2} \leq_{\text{hr}} Y_{1:2}$. This can also be concluded from the Figure 1(a) where we plot $r_{X_{1:2}}(x) - r_{Y_{1:2}}(x)$ which is non-negative for $x \geq 0$. \square

One may be interested to know whether Theorem 3.1 can be extended to the likelihood ratio order. The following counterexample shows that the result will not hold.

Counterexample 3.1. Continuing with the Example 3.1, if we plot $\frac{f_{Y_{1:2}}(x)}{f_{X_{1:2}}(x)}$, we get the Figure 1(b), which shows that as the value of x increases, the ratio first increases and then decreases. Hence the result in Theorem 3.1 cannot be extended to the likelihood ratio order. \square

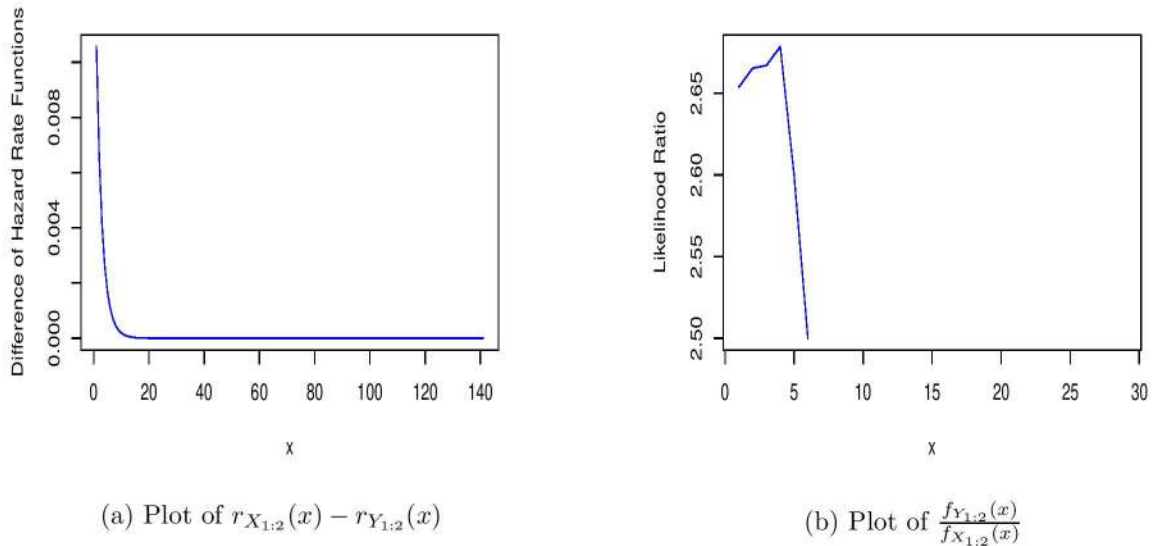


Figure 1

In the next theorems, we provide the stochastic comparisons of parallel systems in the sense of the usual stochastic order and the likelihood ratio order when the parameters $\theta = (\theta_1, \theta_2, \dots, \theta_n)$ and $\alpha = (\alpha_1, \alpha_2, \dots, \alpha_n)$ vary.

Theorem 3.2. Let X_1, X_2, \dots, X_n and Y_1, Y_2, \dots, Y_n be the two sets of independent random variables with $X_k \sim TL-G(\alpha, \theta_k, \xi)$ and $Y_k \sim TL-G(\alpha, \theta_k^*, \xi)$ for $k = 1, 2, \dots, n$, respectively. Then, for fixed $\alpha > 0$ and for any fixed ξ , we have

$$\boldsymbol{\theta} = (\theta_1, \theta_2, \dots, \theta_n) \preceq_w (\theta_1^*, \theta_2^*, \dots, \theta_n^*) = \boldsymbol{\theta}^* \implies X_{n:n} \leq_{st} Y_{n:n}.$$

Proof. The distribution function of $X_{n:n}$ is given by

$$F_{X_{n:n}}(x) = \prod_{i=1}^n G(x; \xi)^{\theta_i \alpha} (2 - G(x; \xi)^{\theta_i})^\alpha = \varphi(\boldsymbol{\theta}), \text{ say.} \quad (3.1)$$

Clearly, $\varphi : (0, \infty)^n \rightarrow \mathbb{R}$ is a symmetric function on $(0, \infty)^n$. Partially differentiating $\varphi(\boldsymbol{\theta})$ with respect to θ_k , we get

$$\begin{aligned} \frac{\partial \varphi(\boldsymbol{\theta})}{\partial \theta_k} &= \left[\prod_{\substack{i=1 \\ i \neq k}}^n G(x; \xi)^{\theta_i \alpha} (2 - G(x; \xi)^{\theta_i})^\alpha \right] \left(-\alpha G(x; \xi)^{\theta_k(\alpha+1)} (2 - G(x; \xi)^{\theta_k})^{\alpha-1} \ln G(x; \xi) \right. \\ &\quad \left. + (2 - G(x; \xi)^{\theta_k})^\alpha G(x; \xi)^{\theta_k \alpha} \ln G(x; \xi)^\alpha \right) \\ &= \left[\prod_{\substack{i=1 \\ i \neq k}}^n G(x; \xi)^{\theta_i \alpha} (2 - G(x; \xi)^{\theta_i})^\alpha \right] \alpha G(x; \xi)^{\theta_k \alpha} (2 - G(x; \xi)^{\theta_k})^\alpha \ln G(x; \xi) \\ &\quad \times \left(1 - \frac{G(x; \xi)^{\theta_k}}{2 - G(x; \xi)^{\theta_k}} \right) \\ &= 2\alpha F_{X_{n:n}}(x) \ln G(x; \xi) \left(\frac{1 - G(x; \xi)^{\theta_k}}{2 - G(x; \xi)^{\theta_k}} \right). \end{aligned}$$

It is easy to see that $\frac{\partial \varphi(\boldsymbol{\theta})}{\partial \theta_k} < 0$. Therefore, $\varphi(\boldsymbol{\theta})$ is decreasing in θ_k . For $\theta_k \neq \theta_l$, we have

$$\begin{aligned} (\theta_k - \theta_l) \left(\frac{\partial \varphi(\boldsymbol{\theta})}{\partial \theta_k} - \frac{\partial \varphi(\boldsymbol{\theta})}{\partial \theta_l} \right) &= 2\alpha(\theta_k - \theta_l) F_{X_{n:n}}(x) \ln G(x; \xi) \\ &\quad \times \left(\frac{1 - G(x; \xi)^{\theta_k}}{2 - G(x; \xi)^{\theta_k}} - \frac{1 - G(x; \xi)^{\theta_l}}{2 - G(x; \xi)^{\theta_l}} \right) \\ &= 2\alpha(\theta_k - \theta_l) F_{X_{n:n}}(x) \ln G(x; \xi) \\ &\quad \times \left(\frac{G(x; \xi)^{\theta_l} - G(x; \xi)^{\theta_k}}{(2 - G(x; \xi)^{\theta_k})(2 - G(x; \xi)^{\theta_l})} \right) \\ &\leq 0. \end{aligned}$$

On using Lemma 2.1, $\varphi(\boldsymbol{\theta})$ is Schur-concave in $\boldsymbol{\theta}$. Thus, $-\varphi(\boldsymbol{\theta})$ is increasing in θ_k and Schur-convex in $\boldsymbol{\theta}$. Now, using Lemma 2.2, it follows that $\boldsymbol{\theta} \preceq_w \boldsymbol{\theta}^*$ implies $-\varphi(\boldsymbol{\theta}) \leq -\varphi(\boldsymbol{\theta}^*)$, or equivalently, $\varphi(\boldsymbol{\theta}^*) \leq \varphi(\boldsymbol{\theta})$. Therefore, $F_{Y_{n:n}}(x) \leq F_{X_{n:n}}(x)$ and hence $X_{n:n} \leq_{st} Y_{n:n}$. \square

The following corollary is an immediate consequence of Theorem 3.2.

Corollary 3.1. Let X_1, X_2, \dots, X_n and Y_1, Y_2, \dots, Y_n be the two sets of independent random variables with $X_k \sim \text{TL-G}(\alpha, \theta_k, \xi)$ and $Y_k \sim \text{TL-G}(\alpha, \theta_k^*, \xi)$, $k = 1, 2, \dots, n$, respectively. Then, for fixed $\alpha > 0$ and for any fixed ξ , we have

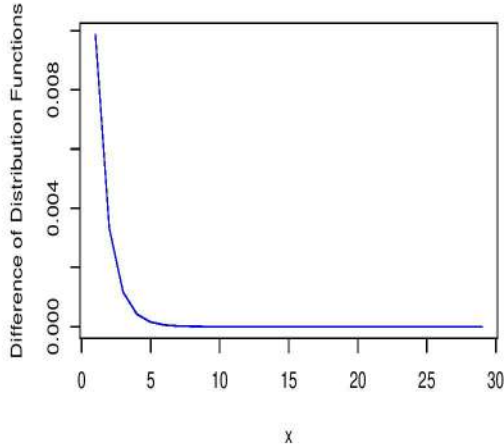
$$\boldsymbol{\theta} \stackrel{m}{\preceq} \boldsymbol{\theta}^* \implies X_{n:n} \leq_{st} Y_{n:n}.$$

The following example illustrates the result established in Theorem 3.2.

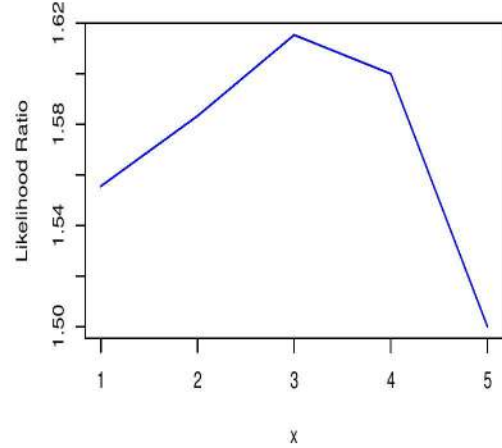
Example 3.2. Consider that $G(x; \xi) = 1 - e^{-x}$, $x \geq 0$. Let X_1, X_2 and Y_1, Y_2 be the two sets of independent random variables with $X_k \sim \text{TL-G}(\alpha, \theta_k, \xi)$ and $Y_k \sim \text{TL-G}(\alpha, \theta_k^*, \xi)$ for $k = 1, 2$, respectively. Assume $\theta_1 = 0.1$, $\theta_2 = 0.4$, $\theta_1^* = 0.2$, $\theta_2^* = 0.5$, and $\alpha = 0.5$. Clearly, $(\theta_1, \theta_2) \preceq_w (\theta_1^*, \theta_2^*)$, and therefore, using Theorem 3.2, we have $X_{2:2} \leq_{st} Y_{2:2}$. This can also be seen from the Figure 2(a) where we plot $F_{X_{2:2}}(x) - F_{Y_{2:2}}(x)$ which is non-negative for $x \geq 0$. \square

The following counterexample shows that the result in Theorem 3.2 may not hold for the likelihood ratio order.

Counterexample 3.2. Continuing with the Example 3.2, if we plot $\frac{f_{Y_{2:2}}(x)}{f_{X_{2:2}}(x)}$, we get the Figure 2(b), which shows that as the value of x increases, the ratio first increases and then decreases. Thus, the result in Theorem 3.2 cannot be extended to the likelihood ratio order. \square



(a) Plot of $F_{X_{2:2}}(x) - F_{Y_{2:2}}(x)$



(b) Plot of $\frac{f_{Y_{2:2}}(x)}{f_{X_{2:2}}(x)}$

Figure 2

Next result is a generalization of Theorem 3.2 to a wide range of scale parameters.

Theorem 3.3. *Let X_1, X_2, \dots, X_n and Y_1, Y_2, \dots, Y_n be the two sets of independent random variables with $X_k \sim TL-G(\alpha, \theta_k, \xi)$ and $Y_k \sim TL-G(\alpha, \theta_k^*, \xi)$, $k = 1, 2, \dots, n$, respectively. For fixed $\alpha > 0$ and for any fixed ξ , if $(\theta_1, \theta_2, \dots, \theta_n) \leq (\theta_1^*, \theta_2^*, \dots, \theta_n^*)$, that is, $\theta_k \leq \theta_k^*$, $k = 1, 2, \dots, n$, then $X_{n:n} \leq_{st} Y_{n:n}$.*

Proof. In the proof of Theorem 3.2, we have shown that $\varphi(\boldsymbol{\theta})$, given by (3.1), is decreasing in each θ_k , $k \in \{1, 2, \dots, n\}$. Therefore, $\varphi(\boldsymbol{\theta}^*) \leq \varphi(\boldsymbol{\theta})$, or equivalently, $F_{Y_{n:n}}(x) \leq F_{X_{n:n}}(x)$. Hence the required result follows. \square

Theorem 3.4. *Let X_1, X_2, \dots, X_n and Y_1, Y_2, \dots, Y_n be the two sets of independent random variables with $X_k \sim TL-G(\alpha_k, \theta, \xi)$ and $Y_k \sim TL-G(\alpha_k^*, \theta, \xi)$, $k = 1, 2, \dots, n$, respectively. Then, for fixed $\theta > 0$ and for any fixed ξ , $X_{n:n} \leq_{lr} Y_{n:n}$ if, and only if, $\sum_{k=1}^n \alpha_k \leq \sum_{k=1}^n \alpha_k^*$.*

Proof. It is easy to verify that the distribution function and the probability density function of $X_{n:n}$ are given by

$$F_{X_{n:n}}(x) = G(x; \xi)^{\theta \sum_{k=1}^n \alpha_k} (2 - G(x; \xi)^{\theta})^{\sum_{k=1}^n \alpha_k}, \quad x \geq 0,$$

and

$$f_{X_{n:n}}(x) = 2\theta \left(\sum_{k=1}^n \alpha_k \right) g(x; \xi) G(x; \xi)^{\theta \sum_{k=1}^n \alpha_k - 1} (2 - G(x; \xi)^{\theta})^{\sum_{k=1}^n \alpha_k} \left(\frac{1 - G(x; \xi)^{\theta}}{2 - G(x; \xi)^{\theta}} \right), \quad x > 0,$$

respectively. Similarly, the probability density function of $Y_{n:n}$ is given by

$$f_{Y_{n:n}}(x) = 2\theta \left(\sum_{k=1}^n \alpha_k^* \right) g(x; \xi) G(x; \xi)^{\theta \sum_{k=1}^n \alpha_k^* - 1} (2 - G(x; \xi)^{\theta})^{\sum_{k=1}^n \alpha_k^*} \left(\frac{1 - G(x; \xi)^{\theta}}{2 - G(x; \xi)^{\theta}} \right), \quad x > 0.$$

Then, for $x > 0$,

$$\frac{f_{Y_{n:n}}(x)}{f_{X_{n:n}}(x)} = \left(\frac{\sum_{k=1}^n \alpha_k^*}{\sum_{k=1}^n \alpha_k} \right) (G(x; \xi)^{\theta} (2 - G(x; \xi)^{\theta}))^{\sum_{k=1}^n \alpha_k^* - \sum_{k=1}^n \alpha_k}.$$

Using the fact that $G(x; \xi)^{\theta}$ is an increasing function of x and the observation that $y(2 - y)$ is an increasing function of $y \in (0, 1)$, we conclude that the ratio $\frac{f_{Y_{n:n}}(x)}{f_{X_{n:n}}(x)}$ is increasing in x if, and only if, $\sum_{k=1}^n \alpha_k \leq \sum_{k=1}^n \alpha_k^*$, which proves the desired result. \square

Till now we have derived the results when TL-G family of distributions have the same baseline distributions. Now, we present the results for the case when TL-G family of distributions have different baseline distributions. Let X_1^* and X_2^* be the two random variables having the cumulative distribution functions $G_1(\cdot)$ and $G_2(\cdot)$, respectively. Also, assume that U_1, U_2, \dots, U_n and V_1, V_2, \dots, V_n be the two sets of independent random variables following the TL-G family of distributions with baseline

distributions $G_1(\cdot)$ and $G_2(\cdot)$, respectively, and we denote $U_k \sim \text{TL-G}(\alpha_k, \theta, G_1)$ and $V_k \sim \text{TL-G}(\alpha_k^*, \theta, G_2)$ for $k = 1, \dots, n$. The survival functions of $U_{1:n}$ and $V_{1:n}$ are respectively given by

$$\bar{F}_{U_{1:n}}(x) = \prod_{k=1}^n [1 - ((G_1(x))^\theta (2 - (G_1(x))^\theta))^{\alpha_k}], \quad x \geq 0$$

and

$$\bar{F}_{V_{1:n}}(x) = \prod_{k=1}^n [1 - ((G_2(x))^\theta (2 - (G_2(x))^\theta))^{\alpha_k^*}], \quad x \geq 0.$$

The following theorem provides the conditions under which $U_{1:n} \leq_{\text{st}} V_{1:n}$.

Theorem 3.5. *Let U_1, U_2, \dots, U_n and V_1, V_2, \dots, V_n be the two set of independent random variables with $U_k \sim \text{TL-G}(\alpha_k, \theta, G_1)$ and $V_k \sim \text{TL-G}(\alpha_k^*, \theta, G_2)$ for $k = 1, 2, \dots, n$, respectively, and let $\alpha^* \stackrel{m}{\preceq} \alpha$. Then, for fixed $\theta > 0$,*

$$X_1^* \leq_{\text{st}} X_2^* \implies U_{1:n} \leq_{\text{st}} V_{1:n}.$$

Proof. Let Z_1, Z_2, \dots, Z_n be the set of independent random variable with $Z_k \sim \text{TL-G}(\alpha_k^*, \theta, G_1)$ for $k = 1, 2, \dots, n$. On using Theorem 3.1, we have $U_{1:n} \leq_{\text{hr}} Z_{1:n}$, which implies that $U_{1:n} \leq_{\text{st}} Z_{1:n}$. Also, the survival function of $Z_{1:n}$ is given by

$$\bar{F}_{Z_{1:n}}(x) = \prod_{k=1}^n [1 - ((G_1(x))^\theta (2 - (G_1(x))^\theta))^{\alpha_k^*}], \quad x \geq 0.$$

Since $X_1^* \leq_{\text{st}} X_2^*$ implies that $G_2(x) \leq G_1(x)$ for all $x \geq 0$, which further implies that $(G_2(x))^\theta \leq (G_1(x))^\theta$ for all $x \geq 0$. Now, using the observation that $y(2 - y)$ is an increasing function of $y \in (0, 1)$, we have

$$\prod_{k=1}^n [1 - ((G_1(x))^\theta (2 - (G_1(x))^\theta))^{\alpha_k^*}] \leq \prod_{k=1}^n [1 - ((G_2(x))^\theta (2 - (G_2(x))^\theta))^{\alpha_k^*}], \quad \forall x \geq 0, \quad (3.2)$$

i.e., $\bar{F}_{Z_{1:n}}(x) \leq \bar{F}_{V_{1:n}}(x)$ for all $x \geq 0$. Therefore, $Z_{1:n} \leq_{\text{st}} V_{1:n}$. Thus, we have $U_{1:n} \leq_{\text{st}} Z_{1:n} \leq_{\text{st}} V_{1:n}$. Hence the result follows. \square

The following theorem provides the sufficient conditions for the comparison of parallel systems.

Theorem 3.6. *Let W_1, W_2, \dots, W_n and $W_1^*, W_2^*, \dots, W_n^*$ be the two sets of independent random variables with $W_k \sim \text{TL-G}(\alpha, \theta_k, G_1)$ and $W_k^* \sim \text{TL-G}(\alpha, \theta_k^*, G_2)$ for $k = 1, 2, \dots, n$, respectively. For fixed $\alpha > 0$, if*

(i) $\theta \preceq_w \theta^*$, then $X_1^* \leq_{\text{st}} X_2^*$ implies $W_{n:n} \leq_{\text{st}} W_{n:n}^*$;

(ii) $(\theta_1, \theta_2, \dots, \theta_n) \leq (\theta_1^*, \theta_2^*, \dots, \theta_n^*)$, i.e., if $\theta_k \leq \theta_k^*$, $k = 1, 2, \dots, n$, then $X_1^* \leq_{\text{st}} X_2^*$ implies $W_{n:n} \leq_{\text{st}} W_{n:n}^*$.

Proof. Let $Z_1^*, Z_2^*, \dots, Z_n^*$ be the set of independent random variable with $Z_k \sim \text{TL} - G(\alpha, \theta_k^*, G_1)$ for $k = 1, 2, \dots, n$. On using the arguments similar to that used in the proof of Theorem 3.5, the part (i) and part (ii) follows from the Theorem 3.2 and Theorem 3.3, respectively. \square

References

- BALAKRISHNAN, N., HAIDARI, A. AND MASOUMIFARD, K. (2014). Stochastic comparisons of series and parallel systems with generalized exponential components. *IEEE Transactions on Reliability*, 64, 333-348.
- BALAKRISHNAN, N. AND RAO, C. R. (1998). Order statistics: Applications. *Handbook of Statistics, Amsterdam*.
- BALAKRISHNAN, N. AND ZHAO, P. (2013). Hazard rate comparison of parallel systems with heterogeneous gamma components. *Journal of Multivariate Analysis*, 113, 153–160.
- BARMALZAN, G., NAJAFABADI, A. T. P. AND BALAKRISHNAN, N. (2016). Likelihood ratio and dispersive orders for smallest order statistics and smallest claim amounts from heterogeneous Weibull sample. *Statistics and Probability Letters*, 110, 1–7.
- DAVID, H. A. AND NAGARAJA, H. N. (2003). Order statistics, 3rd edition. *Wiley Series in Probability and Statistics, Hoboken*.
- DYKSTRA, R., KOCHAR, S. AND ROJO, J. (1997). Stochastic comparisons of parallel systems of heterogeneous exponential components. *Journal of Statistical Planning and Inference*, 65, 203-211.
- FANG, L. AND TANG, W. (2014). On the right spread ordering of series systems with two heterogeneous Weibull components. *Journal of Inequalities and Applications*, 190, 1–8.
- FANG, L. AND WANG, Y. (2017). Comparing lifetimes of series and parallel systems with heterogeneous Fréchet components. *Symmetry*, 9, 1–9.
- FANG, L., ZHU, X. AND BALAKRISHNAN, N. (2016). Stochastic comparisons of parallel and series systems with heterogeneous Birnbaum-Saunders components. *Statistics and Probability Letters*, 112, 131–136.
- GUPTA, R. D. AND KUNDU, D. (1999). Generalized exponential distributions. *Australian and New Zealand Journal of Statistics*, 41, 173-188.
- KAYAL, S. (2018). Stochastic comparisons of series and parallel systems with Kumaraswamy-G distributed components. *American Journal of Mathematical and Management Sciences*, 38, 1–22.

- KHALEDI, B.E. AND KOCHAR, S. (2000). Some new results on stochastic comparisons of parallel systems. *Journal of Applied Probability*, 37, 1123-1128.
- KHALEDI, B.E. AND KOCHAR, S. (2006). Weibull distribution: Some stochastic comparisons results. *Journal of Statistical Planning and Inference*, 136, 3121-3129.
- MARSHALL, A.W., OLKIN, I. AND ARNOLD, B.C. (2011). Inequalities: Theory of majorization and its applications. *Springer Series in Statistics, New York*.
- MUDHOLKAR, G. S. AND SRIVASTAVA, D. K. (1993). Exponentiated Weibull family for analyzing bathtub failure-rate data. *IEEE Transactions on Reliability*, 42, 299-302.
- NADARAJAH, S., JIANG, X. AND CHU, J. (2017). Comparisons of smallest order statistics from Pareto distributions with different scale and shape parameters. *Annals of Operations Research*, 254, 191-209.
- PATRA, L. K., KAYAL, S. AND NANDA, P. (2018). Some stochastic comparison results for series and parallel systems with heterogeneous Pareto type components. *Applications of Mathematics*, 63, 55-77.
- REZAEI, S., SADR, B. B., ALIZADEH, M. AND NADARAJAH, S. (2017). Topp-Leone generated family of distributions: Properties and applications. *Communications in Statistics - Theory and Methods*, 46, 2893-2909.
- SHAKED, M. AND SHANTHIKUMAR, J. G. (2007). Stochastic orders. *Springer Series in Statistics, New York*.
- TOPP AND LEONE (1955). A Family of J-Shaped Frequency Functions. *Journal of the American Statistical Association*, 50, 209-219.
- TORRADO, N. AND KOCHAR, S. C. (2015). Stochastic order relations among parallel systems from Weibull distributions. *Journal of Applied Probability*, 52, 102-116.