

Collaborative Computation Offloading in Wireless Powered Mobile-Edge Computing Systems

Binqi He, Suzhi Bi, Hong Xing, and Xiaohui Lin

College of Electronic and Information Engineering, Shenzhen University, Shenzhen, China 518060

E-mail: hebinqi2017@email.szu.edu.cn, {bsz, hong.xing, xhlin}@szu.edu.cn

Abstract—This paper studies a novel user cooperation model in a wireless powered mobile edge computing system where two wireless users harvest wireless power transferred by one energy node and can offload part of their computation tasks to an edge server (ES) for remote execution. In particular, we consider that the direct communication link between one user to the ES is blocked, such that the other user acts as a relay to forward its offloading data to the server. Meanwhile, instead of forwarding all the received task data, we also allow the helping user to compute part of the received task locally to reduce the potentially high energy and time cost on task offloading to the ES. Our aim is to maximize the amount of data that can be processed within a given time frame of the two users by jointly optimizing the amount of task data computed at each device (users and ES), the system time allocation, the transmit power and CPU frequency of the users. We propose an efficient method to find the optimal solution and show that the proposed user cooperation can effectively enhance the computation performance of the system compared to other representative benchmark methods under different scenarios.

I. INTRODUCTION

The explosive growth of Internet of Things (IoT) and 5G communication technologies have driven the increasing computing demands for wireless devices. In the meantime, an IoT device (e.g., sensor) often carries a capacity-limited battery and an energy-saving low-performance processor under the consideration of the stringent device size constraint and production cost. Recently, wireless powered mobile-edge computing (MEC) has emerged as a promising technique to solve the above problems [1]–[4]. In a wireless powered MEC system, WDs are powered by means of wireless power transfer (WPT) [5] and can offload intensive computations to the edge servers located at the radio access networks [6], [7]. Such an integration of MEC and WPT technologies effectively solves the limitations of both on-chip energy and computing capability of IoT devices.

Existing studies on wireless powered MEC mostly concern the joint offloading and resource allocation to enhance the computing performance of the system. For instance, [8] considered a single user following a binary offloading policy that the computation task is non-partitionable and must be offloaded as a whole. It then finds the optimal offloading strategy by optimizing the computation and communication resource to maximize the probability of successful computation. Such design was extended to multiuser MEC systems in [9], which considered a binary computation offloading policy and jointly optimized the individual computing mode selection and system transmission time allocation to maximize the processed task data in a given time frame. On the other hand, [10]

considered a partial offloading methods where the computation task of each user can be arbitrarily partitioned and executed separately at both the local device and remote edge server. It then jointly optimizes the WPT transfer, spectral and computing resource allocation to minimize the server energy consumption under user computing delay constraint. Several other works have also considered the designs of wireless powered MEC system under random task arrivals [11], using machines learning based structure [12], and for UAV-enabled scenarios [13], [14].

An inherent problem in wireless powered systems is severe user near-far unfairness caused by drastic attenuation of the RF energy signal over distance. User cooperation is an effective solution to enhance the overall system communication and computing performance. For instance, [15]–[17] proposed various user cooperation methods in wireless powered communication networks. Under the wireless powered MEC paradigm, [18] considered a two-user scenario where one acts as the relay to forward the other’s computation offloading to the AP. It then minimizes the total transmit energy of the AP by jointly optimizing the power and time allocation under computation performance constraint. [19] investigated a computation cooperation method, in which an active-computing user can offload part of its task to multiple helpers for remote execution. Furthermore, [20] considered exploiting joint computation and communication cooperation where a helper node acts not only as a communication relay to the AP but also a computing agent that can compute the user’s task locally. Unlike [20] that considers a dedicated helper, in this paper, we consider the case that the relay helper also has its own task to process, thus needs to carefully allocate its resource, e.g., computing power and energy, to both help the other user and compute its own task. Such situation requires joint optimization of the task offloading of the two users, user computing resource allocation, and the system-level wireless resource allocation to maximize the overall system computing performance.

In this paper, we investigate a novel two-user cooperation method in wireless powered MEC system. As shown in Fig. 1, we consider users powered by an energy node by means of WPT. Using the harvested energy, the two users then compute their own tasks assisted by an edge server (ES), i.e., both users’ tasks can be offloaded for edge execution. In particular, we consider that one user (U_1) is blocked from direct communication to the ES, such that the other user (U_2) can relay U_1 ’s task to the MEC server. Meanwhile, we allow U_2 to allocate part of its resource to compute U_1 ’s task to reduce the offloading communication delay to the edge server. The main contributions

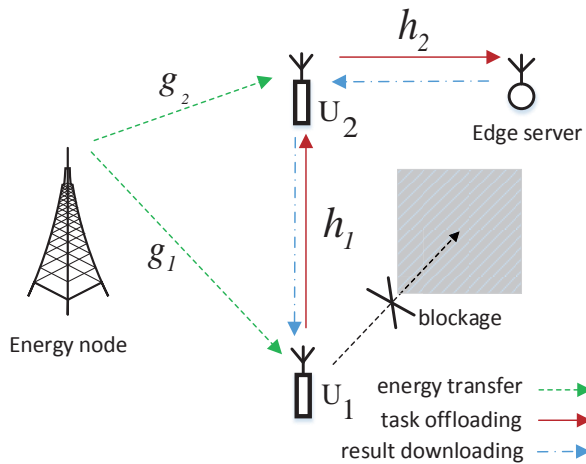


Fig. 1: The schematic of the considered cooperation in a wireless powered MEC system.

of this paper are summarized as follows:

- We present a new user collaboration model in wireless powered MEC, where the helping user U_2 acts both as the communication relay and the computing agent for the other user U_1 . In particular, we consider a partial offloading scheme, such that the task data of U_1 can be partitioned at three parts and computed at itself, U_2 , and the ES, respectively. The task of U_2 , on the other hand, can be partitioned and computed both locally and offloaded to the ES, respectively.
- We formulate an optimization problem to maximize the weighted sum-computation-rates (WSCR) of the two users, which is a direct measure of the data processing capability of the system. This involves a joint optimization of task partitions, user resource allocation (CPU frequency and transmit power), system-level time allocation (on WPT and data transmission). We propose an efficient method to solve the problem optimally.
- We compare the performance of the proposed method with two representative benchmark methods, where either computation or communication cooperation is absent. We show that the proposed method significantly outperforms the two benchmarks especially when task offloading is costly for either user, e.g., weak inter-user or user-ES channel. We also show that not only U_1 , but also the helper U_2 can benefit from the joint communication and computation collaborations.

II. SYSTEM MODEL

A. Protocol Description and Channel Model

As shown in Fig. 1, we consider a wireless powered MEC system consisting of an energy node (EN), two energy-harvesting users and an edge server (ES), where each device is equipped with a single antenna. In particular, we assume that the EN has constant power supply and transfers wireless power to U_1 and U_2 . The two users have no other embedded energy source and rely on the harvested energy to compute

their own tasks. In particular, both users can offload part of their tasks to the ES following a partial offloading policy. Due to the hardware constraint, each user reuses its antenna for both energy harvesting and task data transmission in a time division duplexing (TDD) manner [21]. Specifically, we assume that the direct communication between U_1 and ES is blocked, such that U_2 may serve as the relay to forward the computation offloading of U_1 . Besides, we also assume that the relay user U_2 may allocate part of its computation resource to help compute U_1 's task, for instance, when task offloading to the server is costly under deep channel fading. After the ES finish computing the received task(s), it sends the results back to U_2 , and so does U_2 to U_1 subsequently. For simplicity, all the channels are assumed to be independent and reciprocal and follow quasi-static flat-fading, such that all the channel coefficients remain constant during each block transmission time. As illustrated in Fig. 1, we use $g_i, h_i, i = 1, 2$, to denote the corresponding channel gains.

Notice that in the above cooperative communication and computation model, U_1 's task can be executed at U_1 , U_2 and ES, while U_2 's task can be executed at U_2 and ES.

B. System Time Allocation

For a tagged time frame of duration T , we show the detailed transmission time allocation in Fig. 2. At the beginning of a time frame, the EN transfers wireless power to U_1 and U_2 for a duration of t_0 with a fixed transmit power p_0 . After the WPT period, U_1 offloads part of its computation task to U_2 in the subsequent period t_1 . In the next time slot of duration t_2 , U_2 first relays the received U_1 's task with power $p_2^{(1)}$ for $t_2^{(1)}$ amount of time to the ES and then offloads its own task to the server with power $p_2^{(2)}$ for $t_2^{(2)}$ amount of time. We denote $t_2^a = t_2^{(1)} + t_2^{(2)}$ as the total task offloading time of U_2 . After receiving the tasks from U_2 , the server computes and returns the results to U_2 . Here, we assume the ES has much stronger transmit power and computing capability than the energy-harvesting users, thus neglect the time consumed on computing at the edge server and data transmission back to U_2 (similar to the assumptions in [9], [10]). Notice that U_2 can also compute part of U_1 's task locally. Here we assume that U_2 can only compute one task at a time, such that it computes U_1 's task immediately after receiving it. The total computation time of U_2 spent on computing U_1 's task is denoted as t_2^c . We use t_2 to denote the duration from U_2 starts to receive the task offloading from U_1 until it starts to send the results back to U_1 . Evidently, t_2 equals the longer duration between t_2^c and t_2^a , i.e.,

$$t_2 = \max(t_2^c, t_2^a). \quad (1)$$

After U_2 receiving the computation result of U_1 from the server, it first combines the server's feedback with the locally computed result for U_1 , and then sends back to U_1 . We denote the corresponding transmission time and transmit power as

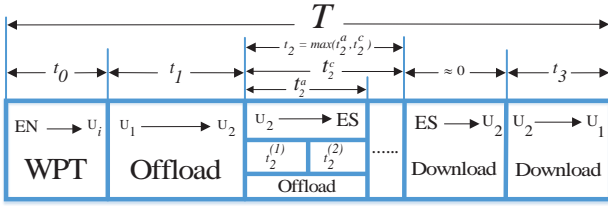


Fig. 2: Time allocation in the wireless powered MEC network.

t_3 and p_3 , respectively. Overall, we have a total system time allocation constraint

$$\begin{cases} t_0 + t_1 + t_2 + t_3 = T, \\ t_0, t_1, t_2, t_2^{(1)}, t_2^{(2)}, t_2^c, t_3 \geq 0. \end{cases} \quad (2)$$

In the following section, we derive the computation performance of both users and formulate the problem to maximize the system's data processing capability.

III. COMPUTATION PERFORMANCE ANALYSIS AND PROBLEM FORMULATION

A. Wireless Energy Transmission

In the first part of a tagged time frame, the EN broadcasts wireless energy to each user for a duration of t_0 . We let p_0 denote the fixed transmit power of the EN such that the amount of energy harvested by U_i can be expressed as

$$Q_i = \mu g_i t_0 p_0, \quad i = 1, 2, \quad (3)$$

where $0 < \mu < 1$ denotes the energy harvesting efficiency assumed equal for both users.¹

With the harvested energy, the two users compute their tasks locally or/and offload the computations to other devices for remote execution. We let b_{ij} denote the amount of the i -th user's task data processed at the j -th device within a tagged time block (in bits), where the ES is indexed as 0. Accordingly, the total number of processed bits of the two users are denoted as $b_1 = b_{11} + b_{12} + b_{10}$ and $b_2 = b_{22} + b_{20}$, respectively. The major performance metric is computation rates of the two users (in bits/second), which are expressed as $x_1 = \frac{b_1}{T}$ and $x_2 = \frac{b_2}{T}$, respectively. Without loss of generality, we assume $T = 1$ in the following analysis, such that we use \mathbf{b} and \mathbf{x} interchangeably. In the following, we derive the expressions of b_1 and b_2 .

B. Individual Local Computation

Recall that the i -th user computes b_{ii} amount of its own task locally, where $i = 1, 2$. Let $\phi > 0$ denotes the number of CPU cycles required for computing one input bit, which is assumed equal for both users without loss of generality. Besides, we denote $f_i \in [0, f_i^{max}]$ as the i -th user's CPU computing speed (cycles per second), where f_i^{max} is the maximum CPU frequency. Notice that each user can compute throughout

¹Although a single energy harvesting circuit exhibits non-linear energy harvesting property due to the saturation effect of circuit, it is shown that the non-linear effect can be effectively rectified by using multiple energy harvesting circuits concatenated in parallel, resulting in a sufficiently large linear conversion region in practice [22].

the time block without being interrupted by information or energy transmissions. We denote t_{ii} as the corresponding local computation time of the i -th user. Then, the local computation rate of U_i is

$$b_{ii} = \frac{f_i t_{ii}}{\phi}, \quad i = 1, 2. \quad (4)$$

Meanwhile, the corresponding energy consumption is [9]

$$E_{i,i}^{loc} = k_i f_i^3 t_{ii}, \quad i = 1, 2, \quad (5)$$

where k_i is the effective capacitance coefficient that depends on the chip architecture at user i .

C. Computation Offloading to Edge Server

Besides local computation, each user can also offload part of their computing task to the edge for remote execution. The computation rate due to edge computation of the two users are denoted as b_{10} and b_{20} . In particular, the amount of task data that is offloaded from U_1 to U_2 is constrained by

$$b_{12} + b_{10} \leq t_1 B \log_2 \left(1 + \frac{h_1 p_1}{\Gamma N_0} \right), \quad (6)$$

where B denotes the system bandwidth, N_0 represents the power of receiver noise, and $\Gamma \geq 1$ is a constant term accounting for the gap from the channel capacity due to a practical modulation and coding scheme. Meanwhile, the energy consumption on transmitting the information of U_1 is

$$E_1^{off} = t_1 p_1. \quad (7)$$

After receiving b_{10} from U_1 , U_2 acts as a relay to help U_1 offload b_{10} task data to the ES with the time duration $t_2^{(1)}$ and transmit power $p_2^{(1)}$. Therefore, b_{10} is constrained by

$$b_{10} \leq t_2^{(1)} B \log_2 \left(1 + \frac{h_2 p_2^{(1)}}{\Gamma N_0} \right). \quad (8)$$

Then U_2 offloads its own b_{20} task data to the ES with the time duration $t_2^{(2)}$ and power $p_2^{(2)}$, such that we have

$$b_{20} \leq t_2^{(2)} B \log_2 \left(1 + \frac{h_2 p_2^{(2)}}{\Gamma N_0} \right). \quad (9)$$

The energy consumption of U_2 on offloading the tasks to the edge server is

$$E_2^{off} = t_2^{(1)} p_2^{(1)} + t_2^{(2)} p_2^{(2)}. \quad (10)$$

D. Collaborative Computing at U_2

Besides forwarding the received computation task from U_1 to the edge server, U_2 also executes part of U_1 's task, whose amount is denoted as b_{12} . We denote t_2^c and f_{2c} as the corresponding computation time and CPU frequency for processing b_{12} , which are related as

$$b_{12} = \frac{f_{2c} t_2^c}{\phi}. \quad (11)$$

Besides, the corresponding consumed energy by U_2 is

$$E_{2,1}^{loc} = k_2 (f_{2c})^3 t_2^c. \quad (12)$$

Notice that the total local computation time of U_2 is constrained by

$$t_2^c + t_{22} \leq 1. \quad (13)$$

In time slot t_3 , U_2 first combines the computation outcomes of U_1 received from the edge server and produced locally, and then transmits the result back to U_1 . Here, we assume the amount of computation outcome is proportional to the task input, such that U_2 needs to send $\nu(b_{10} + b_{12})$ bits back to U_1 , where $\nu < 1$ is a fixed parameter. We denote the transmit power used for feeding back the result to U_1 as p_3 . Evidently, the transmission rate cannot exceed the channel capacity, i.e.,

$$\nu(b_{10} + b_{12}) \leq t_3 B \log_2 \left(1 + \frac{h_1 p_3}{\Gamma N_0} \right). \quad (14)$$

Besides, the consumed energy is denoted as $E_{21} = t_3 p_3$. From the above discussion, the consumed energy of the two users are constrained by the total individual harvested energy

$$E_{1,1}^{loc} + E_1^{off} \leq Q_1, \quad (15)$$

$$E_{2,2}^{loc} + E_{2,1}^{loc} + E_2^{off} + E_{21} \leq Q_2. \quad (16)$$

E. Problem Formulation

In this paper, we are interested in maximizing the weighted sum-computation-rates (WSCR) of the two users by jointly optimizing the number of task bits processed at each device (\mathbf{b}), user resource allocation (CPU frequency $\mathbf{f} = \{f_1, f_2, f_{2c}\}$ and transmit power $\mathbf{p} = \{p_1, p_2^{(1)}, p_2^{(2)}, p_3\}$), and system-level time allocation (on WPT and data transmission $\mathbf{t} = \{t_0, t_1, t_2^{(1)}, t_2^{(2)}, t_2^c, t_3\}$). Thus, the problem can be mathematically expressed as

$$\begin{aligned} (\mathbf{P1}) : \text{maximize}_{\mathbf{t}, \mathbf{p}, \mathbf{f}, \mathbf{b}} \quad & w_1(b_{11} + b_{12} + b_{10}) + w_2(b_{22} + b_{20}) \\ \text{subject to} \quad & (1), (2), (4), (6), (8), (9), (11), (13) - (16) \end{aligned}$$

Here $w_i > 0$ denotes the weight associated with b_i and $w_1 + w_2 = 1$. Note that problem $\mathbf{P1}$ is a non-convex optimization problem in the above form, e.g., due to the multiplicative terms in (4) and (14), and the non-concave functions in (8) and (9). In the following, we provide the optimal solution to $\mathbf{P1}$.

IV. OPTIMAL SOLUTION TO $\mathbf{P1}$

In this section, we study the optimal solution to $\mathbf{P1}$, which is transformed into a convex problem and accordingly solved optimally with off-the-shelf convex algorithms, e.g., interior point method. To begin with, we introduce an auxiliary vector, $\boldsymbol{\tau} = [\tau_0, \tau_1, \tau_2^{(1)}, \tau_2^{(2)}, \tau_3]$, where $\tau_0 = t_0 p_0, \tau_1 = t_1 p_1, \tau_2^{(1)} = t_2^{(1)} p_2^{(1)}, \tau_2^{(2)} = t_2^{(2)} p_2^{(2)}$, and $\tau_3 = t_3 p_3$. Then, we have that

$$\begin{cases} p_0 = \frac{\tau_0}{t_0}, p_1 = \frac{\tau_1}{t_1}, p_3 = \frac{\tau_3}{t_3}, \\ p_2^{(1)} = \frac{\tau_2^{(1)}}{t_2^{(1)}}, p_2^{(2)} = \frac{\tau_2^{(2)}}{t_2^{(2)}}. \end{cases} \quad (18)$$

By substituting (18) into (6) and (14), we have

$$b_{10} + b_{12} \leq t_1 B \log_2 \left(1 + \rho_1 \frac{\tau_1}{t_1} \right), \quad (19)$$

$$\nu(b_{10} + b_{12}) \leq t_3 B \log_2 \left(1 + \rho_1 \frac{\tau_3}{t_3} \right), \quad (20)$$

and into (8), (9), we have

$$b_{10} \leq t_2^{(1)} B \log_2 \left(1 + \rho_2 \frac{\tau_2^{(1)}}{t_2^{(1)}} \right), \quad (21)$$

$$b_{20} \leq t_2^{(2)} B \log_2 \left(1 + \rho_2 \frac{\tau_2^{(2)}}{t_2^{(2)}} \right). \quad (22)$$

Notice that the above constraint (19)-(22) are jointly convex in $\{\boldsymbol{\tau}, \mathbf{t}, \mathbf{b}\}$. From [9], each of the two energy-constrained users should compute throughout the time block to maximize the local computation rate. This indicates that $t_{11} = 1$ and $t_2^c + t_{22} = 1$ holds. Accordingly, constraints (15) and (16) can be respectively transformed into

$$\tau_1 + k_1 f_1^3 \leq \rho_3 \tau_0, \quad (23)$$

$$\tau_2^{(1)} + \tau_2^{(2)} + k_2 f_2^3 (1 - t_2^c) + k_{2c} f_{2c}^3 t_2^c + \tau_3 \leq \rho_4 \tau_0, \quad (24)$$

where $\rho_1 = \frac{h_1}{\Gamma N_0}$, $\rho_2 = \frac{h_2}{\Gamma N_0}$, $\rho_3 = \mu g_1$ and $\rho_4 = \mu g_2$ are constant parameters. Similarly, constraint (4) reduces to

$$b_{11} = \frac{1}{\phi} f_1, \quad b_{22} = \frac{f_2(1 - t_2^c)}{\phi}. \quad (25)$$

From the above discussion, problem $\mathbf{P1}$ is equivalently transformed into

$$\begin{aligned} (\mathbf{P2}) : \text{maximize}_{\mathbf{t}, \boldsymbol{\tau}, \mathbf{b}, \mathbf{f}} \quad & w_1(b_{11} + b_{12} + b_{10}) + w_2(b_{22} + b_{20}) \\ \text{subject to} \quad & (1), (2), (11), (19) - (25) \end{aligned}$$

Notice that the above problem is still non-convex because of the multiplicative terms in (24) and (25). However, it becomes a convex problem once we fix $t_2^c \in [0, 1]$, thus can be efficiently solved given t_2^c . For simplicity, we denote the optimal value of $\mathbf{P2}$ given $t_2^c = z$ as $S(z)$, where $z \in [0, 1]$. Therefore, $\mathbf{P2}$ reduces to a one-dimensional search to find the optimal t_2^c that maximizes $S(t_2^c)$, where we devise a golden-section search over the scalar variable t_2^c in Algorithm. 1. After solving $\mathbf{P2}$ optimally, we can retrieve the optimal transmit power to $\mathbf{P1}$ from (18).

V. SIMULATION RESULTS

In this section, we use simulations to evaluate the performance of the proposed cooperation method. In all simulations, we set $p_0 = 3 \text{ W}$, $\mu = 0.7$, $N_0 = 10^{-10} \text{ W}$, $\Gamma = 1$. For simplicity of illustration, the wireless channel gain between two devices, denoted by h , follows a path-loss model $h = G_A \left(\frac{3 \cdot 10^8}{4\pi d f} \right)^\lambda$, where d denotes the distance of the two devices considered, $f = 915 \text{ MHz}$ denotes carrier frequency, λ denotes the path loss factor, and $G_A = 2$ denotes the antenna power gain. Unless otherwise stated, we set $\lambda = 2.5$, $w_1 = 0.7$, $w_2 = 0.3$, the EN- U_1 and EN- U_2 distances as $d_{E,1} = 6m$ and $d_{E,2} = 4m$, the U_2 -ES distance as $d_{20} = 10m$, and the U_1 - U_2 distance as $d_{12} = 4m$. Besides, we set equal computing efficiency parameter $k_i = 10^{-26}$, $f_i^{max} = 3 \cdot 10^6$, and $\phi = 100$

Algorithm 1: Optimal solution to (P2)

```

1 Initialize: search interval  $[a_0, a_1]=[0,1]$ , golden section factor
 $\sigma = 0.618$ , accuracy control  $\varepsilon = 10^{-4}$ , number of iterations  $m = 1$  ;
2 Let  $\lambda_m = a_0 + (1 - \sigma) \cdot (a_1 - a_0)$ ,  $\gamma_m = a_0 + \sigma \cdot (a_1 - a_0)$ ,
calculate  $S(\lambda_m)$  and  $S(\gamma_m)$  by solving a convex problem in (P2).
3 while  $|a_1 - a_0| > \varepsilon$  do
4   if  $S(\lambda_m) < S(\gamma_m)$  then
5      $a_0 = \lambda_m, a_1 = a_1, \lambda_{m+1} = \gamma_m$ ;
6      $\gamma_{m+1} = a_0 + \sigma \cdot (a_1 - a_0)$ ;
7     Update  $S(\lambda_{m+1}) \leftarrow S(\gamma_m)$  and calculate  $S(\gamma_{m+1})$ .
8   else
9      $a_0 = a_0, a_1 = \gamma_m, \gamma_{m+1} = \lambda_m$ ;
10     $\lambda_{m+1} = a_0 + (1 - \sigma) \cdot (a_1 - a_0)$ ;
11    Update  $S(\gamma_{m+1}) \leftarrow S(\lambda_m)$  and calculate  $S(\lambda_{m+1})$ .
12  end if
13   $m = m + 1$ ;
14 end while
15 if  $S(\lambda_m) < S(\gamma_m)$  then
16    $t_2^{c*} = \gamma_m$ 
17 else
18    $t_2^{c*} = \lambda_k$ 
19 end if
20 Return  $t_2^{c*}$  and the corresponding optimal solutions to (P2) given  $t_2^{c*}$ .

```

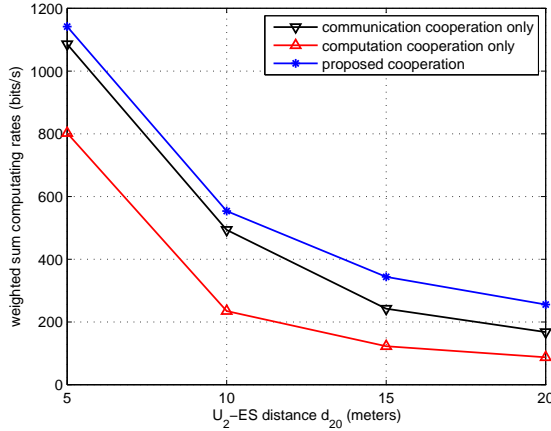


Fig. 3: The impact of U_2 -ES channel (h_2) to the optimal WSCR performance.

for both devices. For data offloading, we set the bandwidth $B = 10$ kHz and $\nu = 0.5$. For performance comparison, we consider the following representative benchmark methods:

- 1) Communication cooperation only (Benchmark 1): U_2 only acts as a relay to help U_1 offload parts of its task to ES, i.e., $b_{12} = 0$.
- 2) Computation cooperation only (Benchmark 2): U_2 only acts as a computing agent to help U_1 process parts of its task, i.e., $b_{10} = 0$.

We first show the impact of U_2 -to-ES channel to the optimal WSCR performance in Fig. 3. Here, we let d_{20} (the distance between U_2 and ES) vary from $5m$ to $20m$, while the channel h_2 degrades with d_{20} . As expected, the WSCR of all the three schemes degrade with the increase of d_{20} due to the larger time and energy consumption required to offload the tasks to the ES. We see that the proposed method evidently outperforms the two benchmark methods, where on average it achieves 27.9% and 137.8% higher WSCR than benchmark 1 and 2, respectively.

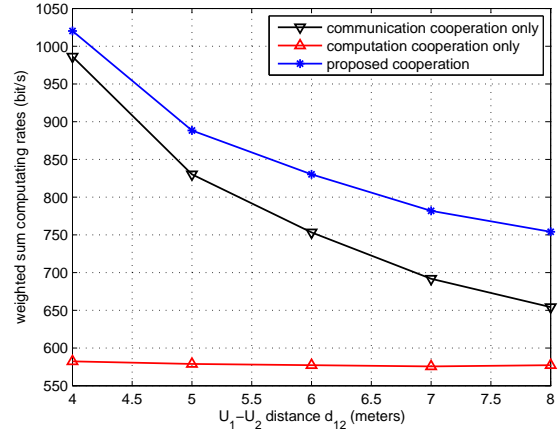


Fig. 4: The impact of inter-user channel (h_1) to the optimal WSCR performance.

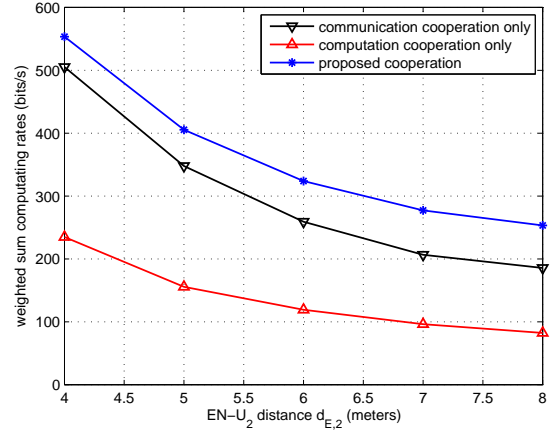


Fig. 5: The impact of EN- U_2 channel to the optimal WSCR performance.

In particular, benchmark 2 has the worst performance as U_1 cannot utilize the powerful edge computation. Benchmark 1 has comparable performance with the proposed method but the performance gain becomes larger as the U_2 -ES channel weakens, due to the high cost on task offloading becomes the performance bottleneck of the system.

In Fig. 4, we further investigate the impact of inter-user channel h_1 to the system performance. Here, we set $d_{E,2} = 3m$, $d_{20} = 8m$, and let d_{12} increase from $4m$ to $8m$. As expected, with the increase of d_{12} , the performances of the proposed method and benchmark 1 decline due to the larger cost on data offloading. Benchmark 2 has relatively steady performance with the change of inter-user channel, because most of the tasks are computed locally for U_1 at optimum. On average, the proposed cooperation achieves 9.8% and 47.8% higher WSCR than the two benchmark methods.

Fig. 5 shows the impact of EN- U_2 channel $d_{E,2}$ to the system performance. Here, we vary $d_{E,2}$ from $4m$ to $8m$

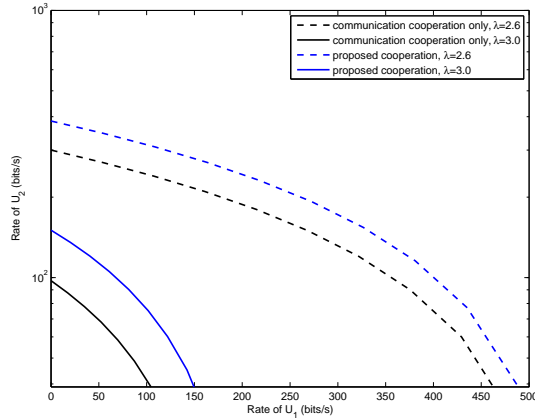


Fig. 6: Rate region comparisons under different path loss exponent.

while the others are default values. Still, the performance of all the methods degrades due to the smaller available energy received by U_2 under a larger $d_{E,2}$. Nonetheless, on average the proposed scheme still outperforms the two benchmarks by 24.3% and 172.9%, respectively.

Finally, in Fig. 6, we plot computation rate regions (by varying w_1 from 0 to 1) achieved by the proposed method and the better performing benchmark method, i.e., benchmark 1, under different path-loss factor λ . Evidently, with a larger λ , both schemes achieve a smaller rate region due to the smaller energy harvested and larger cost on data offloading. For both values of λ , the proposed scheme has an evident advantage over benchmark 1, where the regions of the benchmark are inside those of the proposed scheme. This indicates that both users can benefit from the considered cooperation.

The above results verify that the proposed cooperation method has strong flexibility in adapting the resource allocation to the change of network parameters for supporting high-performance computation service. In particular, not only the weak user U_1 , but also the helper can benefit from the proposed joint communication and computation cooperation. The performance advantage is especially evident when the offloading channel, either due to U_1 - U_2 or U_2 -ES, is weak.

VI. CONCLUSIONS

In this paper, we investigated a joint communication and computation cooperation method in a two-user wireless powered MEC system. We formulated an optimization problem to maximize the two users' weighted sum computation rates and proposed an efficient method to solve it optimally. Simulation results show that the proposed cooperation method can effectively enhance the computation performance of the system under different network setups compared to other representative benchmark methods, especially when task offloading is costly for either user. Besides, both users can benefit from the proposed cooperation.

REFERENCES

- [1] Y. Mao, C. You, J. Zhang, K. Huang, and K. B. Letaief, "A survey on mobile edge computing: the communication perspective," *IEEE Commun. Surveys Tuts.*, vol. 19, no. 4, pp. 2322-2358, 4th Quart., 2017.
- [2] Y. Wu, J. Chen, L.P. Qian, J. Huang, and X. S. Shen, "Energy-aware cooperative traffic offloading via device-to-device cooperations: an analytical approach," *IEEE Trans. Mobile Comput.*, vol. 16, no. 1, pp. 97-114, Jan. 2017.
- [3] H. Xing, L. Liu, J. Xu, and A. Nallanathan, "Joint task assignment and wireless resource allocation for cooperative mobile-edge computing," in *Proc. IEEE ICC*, 2018.
- [4] M. Liu and Y. Liu, "Price-based distributed offloading for mobile-edge computing with computation capacity constraints," *IEEE Wireless Commun. Lett.*, vol. 7, no. 3, pp. 420-423, Jun. 2018.
- [5] S. Bi, Y. Zeng, and R. Zhang, "Wireless powered communication networks: an overview," *IEEE Wireless Commun. Mag.*, vol. 23, no. 2, pp. 10-18, Apr. 2016.
- [6] Z. Liang, Y. Liu, T. Lok, and K. Huang, "Multiuser computation offloading and downloading for edge computing with virtualization," *IEEE Trans. Wireless Commun.*, 2019.
- [7] W. Wu, F. Zhou, P. Li, P. Deng, B. Wang, and V. C. M. Leung, "Energy-efficient secure noma-enabled mobile edge computing networks," in *Proc. IEEE ICC*, 2019.
- [8] C. You, K. Huang, and H. Chae, "Energy efficient mobile cloud computing powered by wireless energy transfer," *IEEE J. Sel. Areas Commun.*, vol. 34, no. 5, pp. 1757-1771, May. 2016.
- [9] S. Bi and Y. J. Zhang, "Computation rate maximization for wireless powered mobile-edge computing with binary computation offloading," *IEEE Trans. Wireless Commun.*, vol. 17, no. 6, pp. 4177-4190, Jun. 2018.
- [10] F. Wang, J. Xu, X. Wang, and S. Cui, "Joint offloading and computing optimization in wireless powered mobile-edge computing systems," *IEEE Trans. Commun.*, vol. 17, no. 3, pp. 1784-1797, Mar. 2018.
- [11] J. Xu, L. Chen, and S. Ren, "Online learning for offloading and autoscaling in energy harvesting mobile edge computing," *IEEE Trans. Cogn. Commun. Netw.*, vol. 3, no. 3, pp. 361-373, Sep. 2017.
- [12] L. Huang, S. Bi, and Y. J. Zhang, "Deep reinforcement learning for online computation offloading in wireless powered mobile-edge computing networks," to appear in *IEEE Trans. Mobile Comput.*
- [13] M. Hua, Y. Wang, Z. Zhang, C. Li, Y. Huang, and L. Yang, "Power-efficient communication in UAV-aided wireless sensor networks," *IEEE Commun. Lett.*, vol. 22, no. 6, pp. 1264-1267, Jun. 2018.
- [14] F. Zhou, Y. Wu, R. Q. Hu, and Y. Qian, "Computation rate maximization in UAV-enabled wireless-powered mobile-edge computing systems," *IEEE J. Sel. Areas Commun.*, vol. 36, no. 9, pp. 1927-1941, Sep. 2018.
- [15] H. Ju and R. Zhang, "User cooperation in wireless powered communication networks," in *Proc. IEEE GLOBECOM*, 2014.
- [16] L. Yuan, S. Bi, S. L. Zhang, X. Lin, and H. Wang, "Multi-antenna enabled cluster-based cooperation in wireless powered communication networks," *IEEE Access*, vol. 5, pp. 13941-13950, Jul. 2017.
- [17] M. Zhong, S. Bi, and X. Lin, "User cooperation for enhanced throughput fairness in wireless powered communication networks," *Wirel. Netw.*, vol. 23, no. 4, pp. 1315-1330, Apr. 2017.
- [18] X. Hu, K. Wong, and K. Yang, "Wireless powered cooperation-assisted mobile edge computing," *IEEE Trans. Commun.*, vol. 17, no. 4, pp. 2375-2388, Apr. 2018.
- [19] D. Wu, F. Wang, X. Cao, and J. Xu, "Wireless powered user cooperative computation in mobile edge computing systems," in *Proc. IEEE Globecom*, 2018.
- [20] X. Cao, F. Wang, J. Xu, R. Zhang, and S. Cui, "Joint computation and communication cooperation for energy-efficient mobile edge computing," *IEEE Internet Things J.*, vol. 6, no. 3, pp. 4188-4200, Jun. 2019.
- [21] X. Zhou, R. Zhang, and C. K. Ho, "Wireless information and power transfer: architecture design and rate-energy tradeoff," *IEEE Trans. Commun.*, vol. 61, no. 11, pp. 4754-4767, Nov. 2013.
- [22] J. Kang, I. Kim, and D. I. Kim, "Joint tx power allocation and rx power splitting for SWIPT system with multiple nonlinear energy harvesting circuits," *IEEE Wireless Commun. Lett.*, vol. 8, no. 1, pp. 53-56, Feb. 2019.