

Ram pressure stripping: An analytical approach

Ankit Singh^{1*}, Mamta Gulati^{2†} and Jasjeet S. Bagla^{1‡}

¹Indian Institute of Science Education and Research Mohali, Knowledge City, Sector 81, Sahibzada Ajit Singh Nagar, Punjab 140306, India

²School of Mathematics, Thapar Institute of Engineering and Technology, Patiala, Punjab 147004, India

10 September 2019

ABSTRACT

We use an analytical approach to study ram pressure stripping with simple models for discs and halo gas distribution to study the phenomena in cluster, group and galaxy halos. We also study variations with galaxy properties and redshift. In each case we model the worst case scenario (i.e., maximum effect due to ram pressure). We show that there is little variation in the worst case scenario with redshift. We find that gas discs in galaxies with a higher spin parameter get stripped sooner than galaxies with a smaller spin parameter. Galaxies in cluster halos get stripped of gas more efficiently as compared to group and galaxy halos: this is due to the higher infall speed and a higher density of gas in the ICM due to a greater retention of baryons. We comment on the limitations of our model and situations where a significant amount of gas may be retained in galaxy disc and also give an illustration for the same. Lastly, we discuss implications for star formation in galaxies as these fall into halos.

Key words: galaxies: clusters: intracluster medium < Galaxies; galaxies: evolution < Galaxies

1 INTRODUCTION

Observations point to a lack of gas-rich galaxies in clusters. To explain the absence of gas-rich galaxies in the clusters, Gunn and Gott (1972) proposed the mechanism of ram pressure stripping. A galaxy falling in a cluster experiences a wind as it moves through the Intra-Cluster Medium (ICM). If the gravitational force between the stellar and gas disc is less than the force due to the wind, then the gas will be stripped. The condition for gas loss is given by:

$$\rho_{ICM} V_{in}^2 > 2\pi G \Sigma_s \Sigma_g. \quad (1)$$

Here, the right-hand side is a gravitational restoring pressure with Σ_s being the surface density of stars and Σ_g is the surface density of the gas, the density of ICM is ρ_{ICM} , and the in-fall velocity of the galaxy is given by V_{in} . This condition, on putting numbers for spirals galaxies, led them to conclude that a spiral galaxy should lose its gas disc while passing through the centre of a cluster.

It is observed (Gómez, et al. 2003; Hogg, et al. 2003; Goto, Stecklum, Linz, Feldt, Henning, Pascucci & Usuda 2006; Verdugo, Ziegler & Gerken 2008; Park & Hwang 2009; von der Linden, Wild, Kauffmann, White & Weinmann

2010; Wetzel, Tinker & Conroy 2012; Fillingham, Cooper, Pace, Boylan-Kolchin, Bullock, Garrison-Kimmel & Willott 2016) that cluster centres contain galaxies with early-type morphologies and have star formation rates that are much lower than that of field galaxies with a similar luminosity. Low Star Formation Rates (SFR) is due to deficiency of cold gas in these galaxies (Gavazzi, et. al. 2006). Observations of different clusters (Giovanelli & Haynes 1983; Bravo-Alfaro, Cayatte, van Gorkom & Balkowski 2000; Solanes, Manrique, García-Gómez, González-Casado, Giovanelli & Haynes 2001; Chengalur et al. 2001) have shown the presence of lenticulars and HI deficient spirals. Solanes, Manrique, García-Gómez, González-Casado, Giovanelli & Haynes (2001); Lah et al. (2009) observe an increase in deficiency with decreasing distance from cluster centre and that the galaxies which are HI deficient tend to have highly eccentric orbits.

Cayatte, Kotanyi, Balkowski & van Gorkom (1994) observe signatures of gas stripping in galaxies in Virgo cluster. The inner discs of the galaxies have normal gas densities but are sharply truncated when compared to field galaxies of similar morphology. In a study of more Virgo spirals, Kenney & Koopmann (1999); Kenney, van Gorkom & Vollmer (2004) observe NGC4522 to have heavily truncated HI disc with one side containing extraplanar H α and HI, but the stellar disc is undisturbed. Kenney, Crowl, van Gorkom & Vollmer (2004) observe IC3392, NGC4402, NGC4388 and NGC4419 to have

* E-Mail: ankitsingh@iisermohali.ac.in

† E-Mail: mamta.gulati@thapar.edu

‡ E-Mail: jasjeet@iisermohali.ac.in

a truncated HI disc. An undisturbed optical disc with an extraplanar gas component in these galaxies indicates interaction of galaxy with the ICM. Interestingly one finds a positive correlation between the star formation of the central galaxy and its satellite for the regions extending far beyond virial radius (Weinmann, van den Bosch, Yang & Mo 2006; Ann, Park & Choi 2008; Guo et al. 2011), a phenomenon known as ‘galactic conformity’. Brown, et al. (2017) performed a multi-wavelength study taking data from Sloan Digital Sky-Survey (SDSS) and Arecibo Legacy Fast ALFA (ALFALFA) survey. They observe that gas suppression in a high-density environment begins at the group level. They conclude that the amount of gas suppression cannot be because of a slow process like starvation or strangulation (Larson, Tinsley & Caldwell 1980) and a fast process like ram pressure stripping is needed to explain the observation. Recently Treyer et al. (2018) have shown low star formation activity in the group environment at low redshift owing to the environmental quenching processes. It is believed that the stripping acts at two levels in the group environment. First, the dwarf galaxies with lower mass having lower restoring force may be stripped. Second, the massive spirals may lose outer parts of their gas discs as the restoring force is low in these regions.

Boselli et al. (2018) observed star-forming regions up to 20 kpc outside the optical disc of the galaxy NGC4285. These regions are located along with a tail of HI gas stripped from the disc of the galaxy. Such galaxies are called jellyfish galaxies. Jaffé et al. (2018), in a recent compilation of jellyfish galaxies in low-redshift clusters from the WINGS and OmegaWINGS surveys, and follow-up MUSE observations from the GASP MUSE programme investigated the orbital histories of jellyfish galaxies in clusters and reconstructed their stripping history. They found that the jellyfish galaxies seen in clusters are likely formed via fast, incremental, outside-in ram-pressure stripping during first infall into the cluster in highly radial orbits. On-going ram pressure stripping in three new intermediate-mass irregular galaxies in the north-west outskirts of the nearby cluster of galaxies Abell 1656 (Coma cluster) is shown by Gavazzi et al. (2018).

Systems with a galaxy passing through the medium have been simulated to confirm the Gunn and Gott condition for gas stripping. Simulations studying ram pressure have been done in broadly three types of settings: wind tunnel (Gisler 1976; Balsara, Livio & O’Dea 1994; Quilis, Moore & Bower 2000; Tonnesen & Bryan 2009; Close, Pittard, Hartquist & Falle 2013; Weinberg 2014; Bischko, Steinhauser & Schindler 2015), simple systems (Roediger & Brüggen 2007; Kapferer, Kronberger, Ferrari, Riser & Schindler 2008; Kapferer, et al. 2009) and cosmological simulations (Vollmer, Cayatte, Balkowski & Duschl 2001; Tonnesen, Bryan & van Gorkom 2007; Simpson et al. 2018). Roediger & Hensler (2005) in their simulation with lower ram pressure observe that large and medium-sized model spirals have their outer HI disc stripped. Marcolini, Brighenti & D’Ercole (2003) in their simulation of a dwarf-like galaxy in the group environment found that it will be stripped of its gas. The observational evidence of such a system is circumstantial. In case of local group dwarfs Blitz & Robishaw (2000) observed that the star

formation history correlates well with their distances from the dominant spirals.

Morphological transformation of galaxies due to ram pressure is seen in simulations, though studies indicate that this in itself is not adequate to explain the observations (Abadi, Moore & Bower 1999). The process of stripping is also found to have two stages. The first stage is rapid stripping of outer parts of the gas disc due to the ram pressure and in the second stage the rest of the gas is slowly stripped viscously (Quilis, Moore & Bower 2000; Schulz & Struck 2001; Marcolini, Brighenti & D’Ercole 2003; Roediger & Hensler 2005). Roediger & Hensler (2005) performed simulations to study the dependence of the stripping radius on the speed of ICM wind velocity and vertical structure of the galaxy. Their results confirm that the most important factors are the surface density of the disc and the ram pressure. The vertical structure of the disc and Mach number have a little role to play in stripping. The Gunn and Gott condition predicts the stripping radius fairly well.

While both simulations and observations seem to strongly suggest that ram pressure stripping is a key quenching mechanism in the cluster environment, along with few relevant studies for groups, its role in the group and galactic environments is still not clear. Although there is strong evidence for the presence of ram pressure stripping, the observations also seem to suggest that the observed relation of morphology and the environment may be contaminated by the presence of other processes as well. Since the galaxies residing in the high-density environments formed earlier than their field counterpart having same luminosity, they are expected to be redder and have a lower star formation. Moreover, galaxies in high-density environments are more prone to mergers (Gottlöber, Klypin & Kravtsov 2001) therefore other quenching processes like harassment could also play a role. Another process that can be at play in these environments is strangulation, as there is no availability of the fresh gas and the halo gas of these galaxies gets stripped by heating up (Larson, Tinsley & Caldwell 1980). Thermal evaporation (Cowie & Songaila 1977) may also be present along these processes.

Ram pressure is expected to depend upon various parameters related to in-falling galaxy and environment. To identify the importance of ram pressure stripping as quenching mechanism one needs analytical models where we may study the effects of various parameters on the amount of gas that gets stripped (Hester 2006; Zinger, Dekel, Kravtsov & Nagai 2018). The basic aim of this paper is to study the efficiency of ram pressure to remove the gas from a galaxy passing through different environments (cluster, group and galactic) and its variation with galaxy and ambient medium parameters. Köppen et al. (2018) have recently given an analytical treatment for ram pressure stripping based on pure kinematics of the system. However, they restrict their analysis to only cluster environment and a detailed dependence of stripping on the system parameters is missing. Luo et al. (2016) have also studied the stripping of cold gas in satellite galaxies only in a cluster, though their model doesnot allow for gas fall back or accretion.

A simplistic approach of a face-on disc galaxy passing through a spherically symmetric medium is considered here.

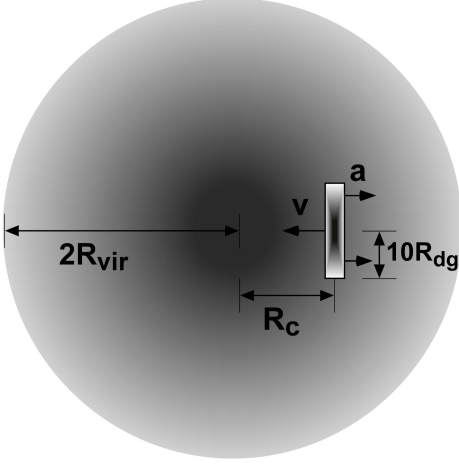


Figure 1. Schematic of our model. The background or the ambient medium is a spherically symmetric sphere of radius $2 \times R_{\text{vir}}$, where R_{vir} is the virial radius as defined in Eq. 7. The galaxy at radius R_c in the medium is moving with velocity V , entering the medium face-on. The directions of velocity and acceleration, a (defined in Eq. 4) are as indicated in the figure. R_{dg} is the disc scale length of the galaxy (Eq. 14)

The properties of the environment and the galaxy passing through it will be discussed in details in the § 2.1 and § 2.2. We begin with a galaxy modelled as a thin axisymmetric disc, passing through a spherically symmetric cloud of gas. In the first part we assume the galaxy to have a radial trajectory and the infalling velocity profile, ‘ $V(R_c)$ ’ is explained in the § 2.3. Non-radial trajectories for the infalling galaxies are also considered, details of which are discussed in § 2.3. We discuss the results of our numerical solutions for the model in § 3 for both radially infalling galaxies (§ 3.1) and non-radial profiles for infalling galaxies (§ 3.2). In § 3.3 we briefly consider the effect of inhomogenities in the infalling galaxy on the amount of gas stripped due to ram pressure. Conclusions and discussion is presented in § 4.

2 OUR MODEL

A schematic of our model is shown in fig. 1, which we describe here. The galactic disc is divided in annuli of equal width and the force acting on each annulus while passing through the medium due to Ram pressure is calculated at each instant. Prescription for Ram pressure used in this paper is similar to what is used by Gunn and Gott (1972):

$$F_{\text{ram}}(R_c) = \rho(R_c)V^2(R_c), \quad (2)$$

where $\rho(R_c)$ is the matter density of the medium from which the galaxy is passing and $V(R_c)$ is the velocity of the galaxy relative to the medium, both measured as a function of the radius of the cloud. This force acts on the gas component of a given annulus at radius R , of the razor-thin disc, pushing it out. Ram pressure is countered by a restoring force per unit area due to the stellar component of the galaxy given by:

$$F_{\text{res}}(R) = 2\pi G \Sigma_g(R) \Sigma_s(R), \quad (3)$$

where Σ_g and Σ_s are the surface densities of gaseous and stellar components of the disc, respectively as defined in Sect. 2.2 where we give the properties of infalling galaxy. G is the gravitational constant. Thus the acceleration experienced by the gas per unit area is given by:

$$a(R_c, R) = \frac{F_{\text{ram}}(R_c) - F_{\text{res}}(R)}{\Sigma_g(R)}. \quad (4)$$

The acceleration on the disc annuli acts in the opposite direction w.r.t. the velocity of the galactic disc as shown in fig 1. If ram pressure dominates then the acceleration is positive, the gas component of the annulus is pushed out of the galactic plane. If a gas annulus has travelled more than one vertical scale height (z_d) above the disc plane, then it is considered as removed from the disc. Gas once removed from the disc is removed from the system. Though our model allows for calculating the fall back of gas, the case of gas accretion to the galaxy, this happens when acceleration becomes negative. We donot calculate it here because once the stripped gas travels a distance more than z_d away from the disc it is sufficiently outside the galaxies gravitational pull to be accreted by the galaxy¹. As the galaxy passes through the medium, the gas begins to strip, and the radius up to which the gas is stripped at a given R_c is noted and is called R_{strip} (which is a function of R_c).

2.1 Environment

This section contains a brief account of the properties of the background or the environment through which the galaxies pass. We consider three classes of the environment in the present study: cluster, group and galactic. The background is modelled as a spherically symmetric cloud of gas. The radial profiles of dark matter and baryons are assumed to be the same for all the three cases, but with different total mass. The mass, M used for the cluster, group and galactic environment are $10^{15} M_{\odot}$, $2 \times 10^{13.5} M_{\odot}$ and $10^{12} M_{\odot}$, respectively. Dark matter follows the NFW profile (Navarro, Frenk and White 1996):

$$\rho_{\text{NFW}}(R_c) = \frac{\delta_c \rho_c}{(R_c/R_s)(1 + R_c/R_s)^2}, \quad (5)$$

and

$$\delta_c = \frac{200}{3} \frac{c^3}{\ln(1+c) - c/(1+c)}, \quad (6)$$

ρ_c is the critical density of the Universe at the time when the halo forms and is given by $\rho_c = 3H^2(z)/8\pi G$, and $R_s = R_{\text{vir}}/c$ is the scale factor. The factor $H(z)$ is calculated using the Friedmann equations, see, e.g., Peebles (1993). We use Λ CDM cosmology with $\Omega_k = 0.0$, $\Omega_{\Lambda} = 0.6911$, $\Omega_m = 0.3089$, $H_0 = 67.8$ (Planck Collaboration, et al. 2016). The virial radius R_{vir} and the concentration parameter ‘ c ’ for a virialized halo (Duffy, Schaye, Kay and Dalla Vecchia 2008)

¹ The only exception to this is an annulus that is stripped near a turning point in the trajectory of the galaxy through the medium.

Part I: Ambient medium			
Environment ↓	M (in M_\odot)	z	δ
Cluster	2×10^{15}	0, 0.5, 1	1.0
Group	$2 \times 10^{13.5}$	0, 0.5, 1	1.0, 0.5
Galactic	10^{12}	0, 0.5, 1	0.1, 0.3
Part II: Infalling galaxy			
Environment ↓	M_{gal} (in M_\odot)	λ	$V_{\text{in}}/V_{\text{vir}}$
Cluster	10^9 to 10^{13}	0.02, 0.04, 0.08	0, 0.5, 1.0
Group	10^6 to 10^{12}	0.02, 0.04, 0.08	0, 0.5, 1.0
Galaxy	10^6 to 10^{10}	0.02, 0.04, 0.08	0, 0.5, 1.0

Table 1. The table contains two parts. Top one are the values of parameters used in the study on which the background environment depends in all the three cases: Cluster, Group and Galactic. The second part contains the values the model parameters on which the infalling galaxy depends and there values used in different environments.

of mass M are calculated using;

$$R_{\text{vir}} = 0.784 \left(\frac{M}{10^8 h^{-1} M_\odot} \right)^{1/3} \left[\frac{\Omega_m^z 18\pi^2}{\Omega_m \Delta_c} \right]^{1/3} \left(\frac{1+z}{10h^{-1}} \right)^{-1} \text{ kpc}, \quad (7)$$

$$c = \frac{6.71}{(1+z)^{0.44}} \left(\frac{M}{2 \times 10^{12} h^{-1} M_\odot} \right)^{-0.092}, \quad (8)$$

$$\Omega_m^z = \frac{\Omega_m (1+z)^3}{\Omega_m (1+z)^3 + \Omega_k (1+z)^2 + \Omega_\Lambda}, \quad (9)$$

where $\Delta_c = 18.0\pi^2 + 82d - 39d^2$, $d = \Omega_m^z - 1.0$ and ‘ z ’ is the redshift of the collapse which is assumed to same for both ambient medium and infalling galaxy.

The radial distribution of gas inside the dark matter halo are assumed to follow Beta profile (King 1962):

$$\rho_\beta(R_c) = \frac{\rho_{g0}}{[1 + (R_c/R_{\text{core}})^2]^{3\beta/2}}, \quad (10)$$

where R_{core} is the core radius which we take to be one-tenth of the virial radius and ρ_{g0} is the central density. We take $\rho(R_c)$ (density of the ambient medium used in eqn. (2)) to be equal to $\rho_\beta(R_c)$. Beta model serves as a test case, it being centrally concentrated is a reasonable approximation (Cavaliere & Fusco-Femiano 1976; Sarazin 1986). To calculate the value of central density, we find the ratio of the total gas mass gas (M_g , say) and total dark matter mass (M_{bg} , say) inside R_{vir} which is expressed as:

$$\Delta = M_g/M_{\text{bg}} = f_{\text{uni}}\delta, \quad (11)$$

where f_{uni} is the universal mass fraction taken to be 0.158 (Planck Collaboration, et al. 2016), and δ is a parameter in our analysis, the value of which depends upon the environment. This parameter encodes the fraction of baryons retained in the form of hot gas. The value of β for eqn. (10) is taken to be equal to 0.6 (Ota and Mitsuda 2002). δ varies from 1.0 for the case of cluster, 1.0 & 0.5 for groups to, 0.3 & 0.1 for the case of galaxy environment. We have tended to err on the higher side for choosing values of δ to simulate the worst case scenario (Sharma et al. 2012). For a given value of Δ we solve eq (11) to get the value of ρ_{g0} . In the

first part of table 1 we tabulate values of various parameters pertaining to the ambient medium used for the present work.

2.2 Infalling Galaxy

We discuss the geometry and properties of the infalling galaxies in this section. We assume the galaxy to be a thin axisymmetric disc entering face-on in the ambient medium. Though all galaxies are face-on in some projection, but the force being a vector quantity acts differently if the projections are taken into account. If the inclination is larger the effect on the gas is expected to be compression in the front and stripping from edges on the side. Here stripping mechanisms lead to different effects and needs to modelled differently. Our analysis is applicable for inclinations upto 30° in which case the force on the face-on side dominates than the edge-on. This also leads to enhanced effect of RPS in our model. Mass of the galaxy (baryons + dark matter) is M_{gal} and the mass residing in the disc (M_d) is taken as:

$$M_d = f_d f_{\text{uni}} M_{\text{gal}}. \quad (12)$$

where f_d is the gas mass fraction in the galaxy disc and is a parameter in the present work. Two values of f_d that we consider are 0.1 and 0.3 (Sharma et al. 2012). Out of this mass M_d , 10% is assumed to be in gas and rest is in stars (these numbers are taken considering the Milky Way as a model, Binney & Tremaine (2008)). Radial profile of mass surface density of the galactic disc (baryonic) is assumed to be an exponential with different scale lengths for the gas and stellar components and is given by:

$$\Sigma_d(R) = \Sigma_0 \exp(-R/R_d), \quad (13)$$

where R_d is the scale radius of the disc. In the following the scale radius for the gaseous component are referred to as R_{dg} and R_{ds} for the case of stellar disc. The corresponding surface densities are written as Σ_{dg} and Σ_{ds} , respectively.

We assume an isothermal profile for the dark matter halo of the infalling galaxy, for ease of computation. The

disc scale radius of the galaxy in this case is given by:

$$R_{\text{dg}} = \frac{\lambda}{\sqrt{2}} 0.784 \left(\frac{M_{\text{gal}}}{10^8 h^{-1} M_{\odot}} \right)^{1/3} \left[\frac{\Omega_m^z 18.0 \pi^2}{\Omega_m \Delta_c} \right]^{1/3} \times \left(\frac{1+z}{10h^{-1}} \right)^{-1} \text{ kpc}, \quad (14)$$

where λ is the spin parameter² of the dark matter halo and the baryonic matter is assumed to share the same spin parameter. λ is also a parameter for the present study and it is varied from 0.02 – 0.08. The radial extent of galactic disc, R_{out} is taken to be $10 \times R_{\text{dg}}$. The stellar disc scale radius is obtained by (Binney & Tremaine 2008):

$$R_{\text{ds}} = \frac{1}{2} R_{\text{dg}}. \quad (15)$$

Vertical scale height, z_{d} of the disc is taken to be 300 pc, which is the same as that for the Galaxy (Binney & Tremaine 2008). It is kept at the same value for the galaxies of different masses throughout the present work. However, the present formulation is such that the conclusions are not expected to change if we take scale height to be a function of mass, as $z_{\text{d}} = 300$ pc is the number for approximately the most massive galaxy used in our analysis and z_{d} is expected to decrease slowly for lower mass galaxies. Hence this gives a reasonable estimate for R_{strip} for all masses of infalling galaxies. To calculate Σ_0 for both gas and stellar disc we integrate their respective surface density profiles from zero to R_{out} . This gives the total mass inside R_{out} and putting it equal to their respective masses we find the value of Σ_0 for both gas and stellar disc. These are referred to as Σ_{0g} and Σ_{0s} , respectively.

2.3 Velocity Profile

The infalling galaxy is first taken to be on a radial trajectory, entering face-on in the medium. The galaxy starts at rest at $2R_{\text{vir}}$, and it accelerates during infall into the halo. The infalling velocity profile is shown in fig 2(a). The x -axis is the ratio of R_c/R_{vir} and the y -axis is $V(R_c)/V_{\text{vir}}$, where V_{vir} is the circular velocity at the virial radius and is given by

$$V_{\text{vir}} = \left(\frac{M}{10^8 h^{-1} M_{\odot}} \right)^{1/3} \left[\frac{\Omega_m^z 18 \pi^2}{\Omega_m \Delta_c} \right]^{1/6} \left(\frac{1+z}{10h^{-1}} \right)^{1/2} \text{ km.s}^{-1}. \quad (16)$$

Where all the terms have their usual meanings and are discussed earlier in the text. We also vary the initial velocity V_{in} (i.e. the velocity of the infalling galaxy at $2R_{\text{vir}}$) from zero to V_{vir} . We have taken the galaxy to go all the way up to the centre of the halo along a radial orbit. This has been done to study the worst case scenario. In a realistic scenario, galaxies enter halos on different types of orbits, and a large fraction of galaxies do not approach the centre in the first crossing. The range of all the parameters of the infalling galaxy is given in part-II of table 1.

² The spin parameter is a dimensionless representation of the angular momentum of the Halo and is given by $\lambda = J|E|^{1/2}G^{-1}M^{-5/2}$ where E is the total energy of the halo, M is the total mass of the halo, J is the total angular momentum of the halo and G is the gravitational constant.

We also study the scenario where the infalling galaxy has a finite angular momentum and hence does not go to the centre of the halo. This facilitates comparison with observations even though in all other aspects we continue to work with the worst case scenario. The galaxy enters the cluster with a finite impact parameter b w.r.t. the centre of the central halo. The impact parameter is converted to an angle (θ , say) subtended at the centre, which is a parameter in our analysis. The radial infall is $\theta = 0$, which corresponds to $b = 0$. As we increase b , θ can be calculated as $\sin(\theta) = b/2R_{\text{vir}}$. The maximum value of θ is taken at $b = R_{\text{vir}}$, and we get $\theta_{\text{max}} = \pi/6$. An example of the trajectory, in the $x - y$ plane, which the infalling galaxy follow is shown in figure 2(b).

3 RESULTS

This section contains the results obtained by numerically solving the model proposed in the above section. We have worked with *ASTROPY* (The Astropy Collaboration et al. 2018), which is a a package that allows working in dimensional units.

The quantity we are interested in, and we calculate, is the radius up to which the gas in the galactic disc is stripped, R_{strip} as the galaxy passes through the ambient medium. In all the results from here on we shall normalise the stripping radius with R_{dg} and R_c with the virial radius. Stripping radius directly translates to the fraction of gas mass removed from the disc as:

$$M_{\text{removed}} = \frac{1}{0.1M_{\text{d}}} \int_{R_{\text{strip}}}^{R_{\text{out}}} 2\pi x \Sigma_{\text{dg}}(x) dx. \quad (17)$$

To validate the numerical scheme used here we first reproduce the results of Gunn and Gott (1972). We also get an order of magnitude estimate of the stripping radius as a function of R_c , which can be done by solving the equation $a(R_c, R_{\text{strip}}) = 0$ to get;

$$\frac{R_{\text{strip}}}{R_{\text{dg}}} = - \frac{R_{\text{ds}}}{R_{\text{dg}} + R_{\text{ds}}} \ln \left[\frac{\rho(R_c) V^2(R_c)}{2\pi G \Sigma_{0g} \Sigma_{0s}} \right] \quad (18)$$

In fig. 3 we plot the stripping radius versus the radius of ambient medium calculated using eqn. (18) for cluster environment at $z = 0$, for $M_{\text{gal}} = 10^{12} M_{\odot}$, $\lambda = 0.04$, $f_d = 0.3$ and $\delta = 1.0$. Crosses on the plot show the values calculated from our model, for the same set of parameter values. The match is quite satisfactory, validating our numerical scheme.

We divide our results into three sections based on their respective environments and discuss the dependence of R_{strip} on various parameters separately. We further divide our results into two parts, the first one is for radially infalling galaxies and the second one is for the galaxies falling with some impact parameter w.r.t. the central galaxies in clusters.

3.1 Radial infall

Here we discuss the results for the case of radial infall of galaxies for all the background environments.

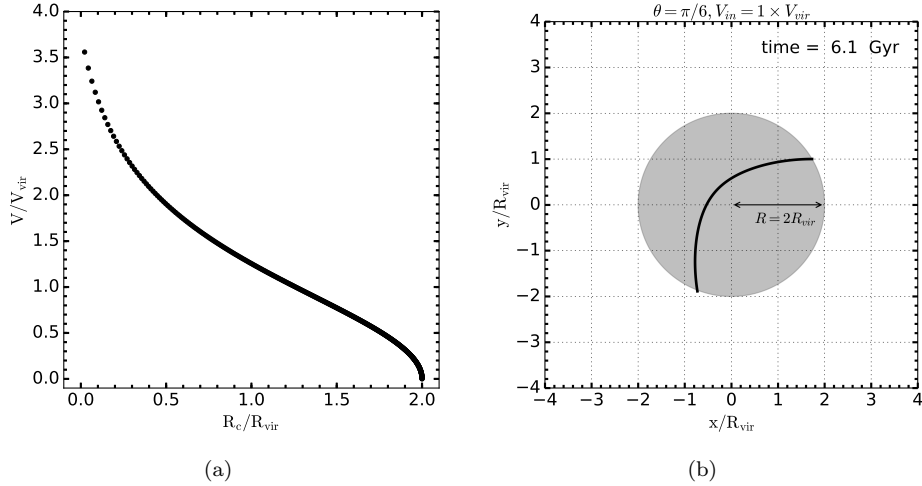


Figure 2. (a) Variation of velocity with R_c . The galaxy starts at zero velocity at $2 \times R_{\text{vir}}$ which increases as it passes through the ambient medium. (b) The plot for the trajectory of an infalling galaxy for non-radial infall in the $x - y$ plane. The axis is normalised w.r.t. R_{vir} and all other parameters are given in the plot.

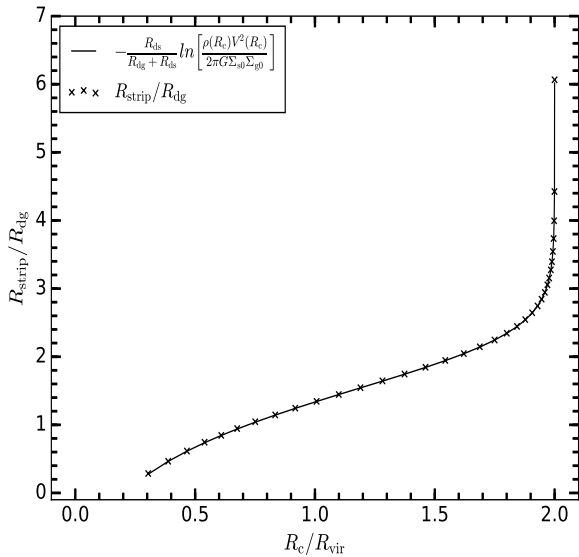


Figure 3. Stripping radius versus radius of the ambient medium for cluster environment at $z = 0$, for $M_{\text{gal}} = 10^{12} M_{\odot}$, $\lambda = 0.04$, $f_d = 0.3$ and $\delta = 1.0$. The solid line is calculated using eqn. (18) and the points are calculated using our model.

3.1.1 Cluster Environment

We start by studying the variation of stripping radius $R_{\text{strip}}/R_{\text{dg}}$ with mass of the infalling galaxy, M_{gal} in fig. 4. We show the results for different redshifts. The lower panel shows the mass stripped or removed due to ram pressure stripping as the infalling galaxy comes closer to the centre. The dashed horizontal line here gives the position where 50% of gas is removed from the disc. Different line types refer to infalling galaxies of different mass. We have used $\lambda = 0.04$, $f_d = 0.3$ and $\delta = 1.0$. We see that as the infalling galaxy goes closer to the centre of the cluster more and more gas

gets stripped, eventually stripping the whole gas disc. The value of R_c at which the disc gets stripped is related to the mass of the infalling galaxy: lower mass galaxies lose the gas at larger R_c . It also follows that low mass galaxies get stripped in less time. We note that there is no variation with redshift, as can be seen by comparing the panels for $z = 0$, 0.5 and 1.0.

This result may appear counter-intuitive as both $\rho_{\beta}(R_c)$ and $V(R_c)$ both increase with z and hence the effect of ram pressure should be more prominent at higher redshift. However, a closer look at eqn. (18) shows that the z -variation in both numerator and denominator are same and get cancels. This leaves $R_{\text{strip}}/R_{\text{dg}}$ independent of the redshift, which is what we observe in our numerical results. This cancellation requires that the infalling galaxy and the central halo form at the same redshift. If the infalling galaxy forms at a higher redshift then the disc has a higher surface density and can be expected to resist ram pressure stripping. We do not explore this variation as we are working with the worst case scenario. We do not show the plots for $M_{\text{gal}} < 10^9$ as the whole gas disc in those cases gets stripped at the periphery of the clusters. We shall discuss the implications of these observations in § 4.

Other parameters that we explore in the present study are the spin parameter λ , baryonic mass fraction of total mass residing in the infalling galaxy f_d and the initial velocity of the galaxy V_{in} . In fig. 5 we give the plots for how the stripping radius changes with variation in these parameters. The results are shown for $M_{\text{gal}} = 10^{12} M_{\odot}$. The top panel shows the results for different values of λ , for all z -values for galaxy starting at rest and $f_d = 0.3$. The scaled radius of the infalling disc is directly proportional to λ as can be seen in eqn. (14). Hence, the larger the value of λ larger is the radial extension of the disc and smaller is the surface densities of both gas and stars implying that the restoring force on the gas disc will be lesser, making the ram pressure stripping more efficient. This distinction is clearly seen in the top panel of fig. 5. Note that we have assumed the same fraction for mass in gas and stars in the disc for all the value

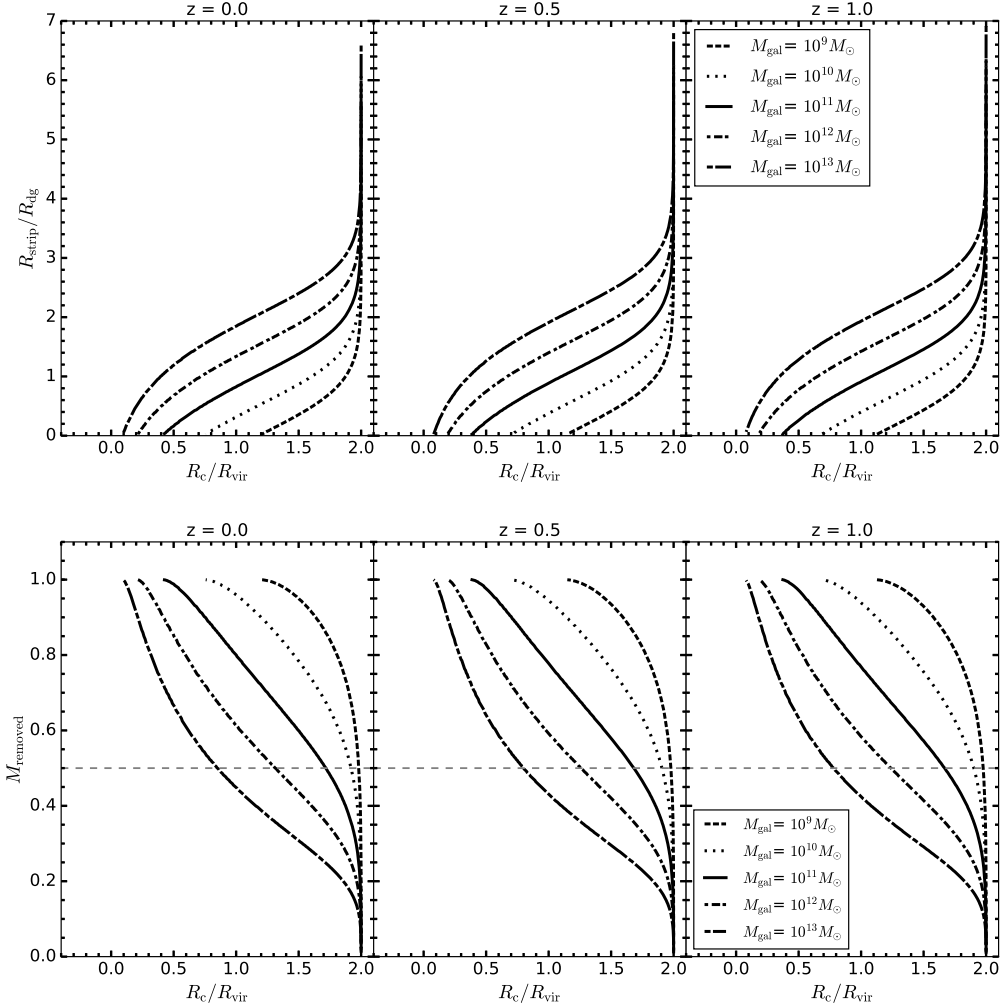


Figure 4. Top panel is the plot of stripping radius versus cluster radius for the same parameters as that of fig. 3, for different values of z and M_{gal} . Lower panel is the plot of M_{removed} calculated using eqn. (17), with dashed horizontal line marking the position of $M_{\text{removed}} = 0.5$.

of the spin parameter. This may not be true, and this may affect the results. In particular if the gas fraction is higher in galaxies with a higher spin parameter such that the product $\Sigma_{0g}\Sigma_{0s}$ takes on a higher value for the same disc mass, then the stripping will be less pronounced than in our model.

The middle panel is the variation with f_d at all the redshifts. For these plots, it is assumed that the galaxy starts with zero initial velocity at twice the virial radius and we use $\lambda = 0.04$. We observe that for higher values of f_d the gas disc can sustain itself against ram pressure for more time. The reason for this is that higher baryon density implies a higher surface density of the galactic disc, and hence higher is the restoring force, allowing the disc to stay intact for a longer time. The bottom panel gives the variation with V_{in} for $\lambda = 0.04$ and $f_d = 0.3$. We see that as the galaxy enters the medium, the stripping is initially stronger for larger initial velocity but eventually the stripping radius becomes independent of the initial velocity and the radius at which the whole gas disc is stripped is same for all the cases. Thus variation in surface density and spin parameter results in a

stronger change in ram pressure stripping, whereas initial velocity does not affect the results significantly.

For all the three parameters that we explore in fig. 5, we have also shown the variation with redshift. Again, we do not see any variation with redshift, in agreement with arguments presented above.

3.1.2 Group Environment

We next describe ram pressure stripping in a group environment where the halo mass of the group is assumed to be $2 \times 10^{13.5} M_{\odot}$. The density of the ambient medium decreases as we decrease the mass, suppressing the effect of ram pressure. The same is verified by our numerical results which are plotted in fig. 6. For this plot we have taken the galaxy of mass $10^{12} M_{\odot}$ to enter the medium at rest, at a redshift of zero, $\delta = 1.0$ and $\lambda = 0.04$. In this, we plot we show R_{strip} vs R_c for both clusters and groups at different redshifts. The thick, lower curves are for the cluster environment, and the upper set of curves are for the group environment. Stripping

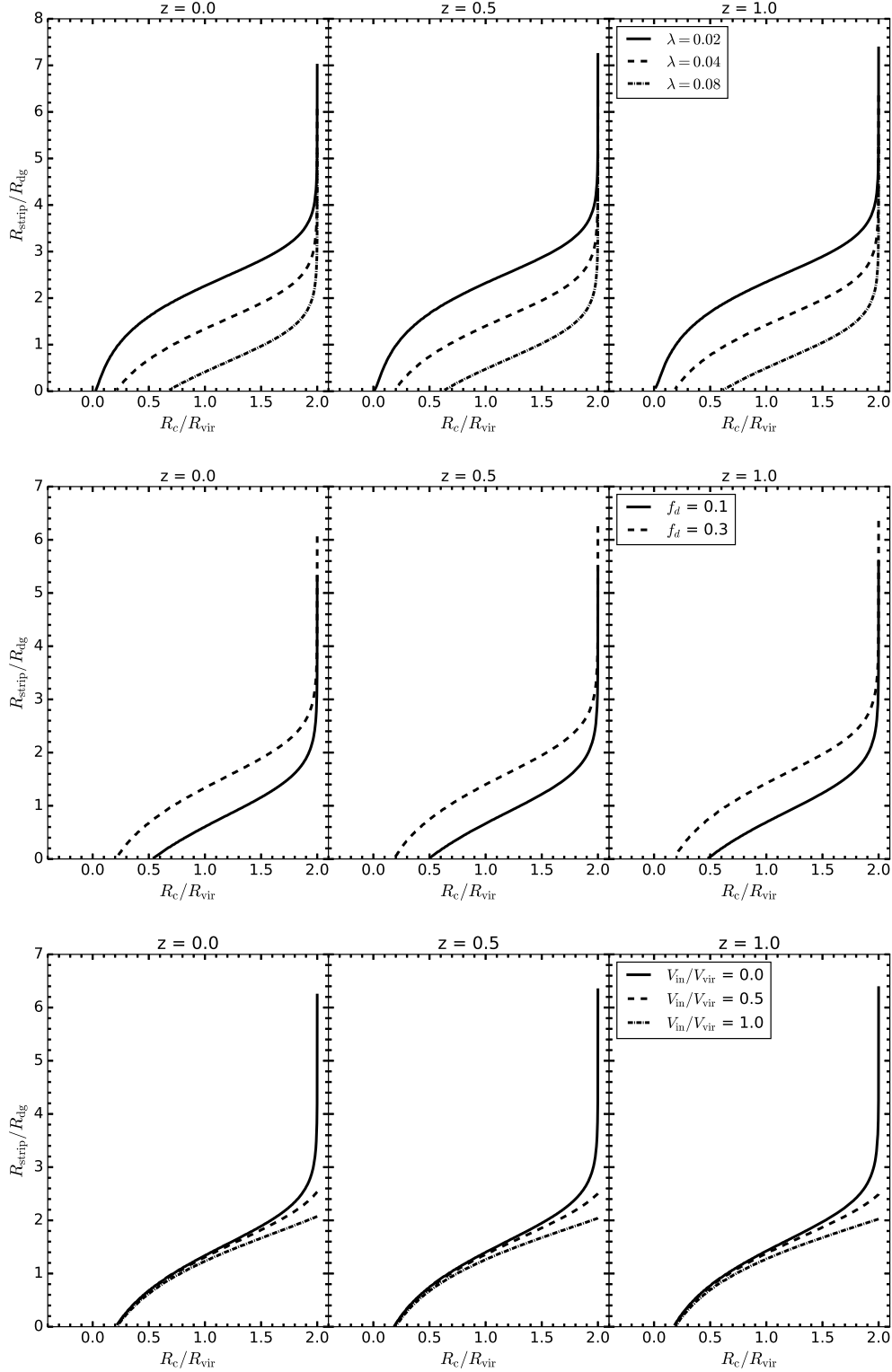


Figure 5. Variation of stripping radius with spin parameter, λ (top panel), baryonic mass fraction, f_d (middle panel) and infalling velocity lower panel. The infalling galaxy is taken to be $10^{12} M_{\odot}$.

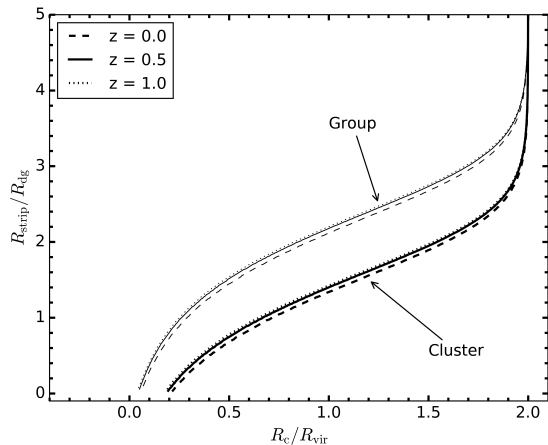


Figure 6. The comparison for stripping radius for cluster (thick, lower curves) and group (upper set of curves) environment for the infalling galaxy of same mass ($10^{12} M_{\odot}$) and different redshifts.

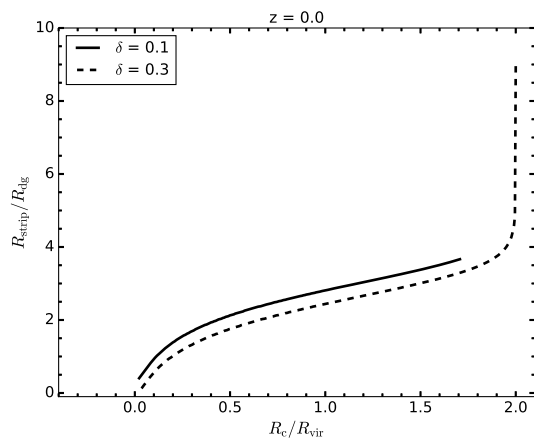


Figure 7. The variation of R_{strip} for the case of galaxy environment for an infalling galaxy of mass $10^{10} M_{\odot}$.

in groups is slower as compared to clusters and galaxies are able to reach closer to the centre without being stripped of gas. The z -variation is negligible, as discussed above.

Other parameters such as M_{gal} , z , λ are also varied with ranges given in table 1. The variation of stripping radius for all these follow the same trends as was the case for the cluster environment. The stripping radius is shifted to higher values for groups as compared to clusters, in consonance with the example shown in fig. 6. To avoid repetitions, we do not plot them here.

3.1.3 Galaxy Environment

The third environment we study is the galaxy environment. In this case, the density of the ambient medium is lower than that for a group and cluster. This and the lower velocity of infalling galaxy result in less efficient ram pressure stripping. The stripping radius for an infalling galaxy of mass $M_{\text{gal}} = 10^{10} M_{\odot}$ with zero initial velocity and other parameters same as that of the case of groups is plotted in fig. 7. Two different

lines are for different values of δ , i.e. gas mass fraction in the ambient medium. Gas in the ambient medium is what is causing ram pressure stripping. Gas in the infalling galaxy strips faster for higher values of δ .

3.2 Non-radial infall

Galaxies fall into clusters on different types of orbits, with the generic orbit being non-radial. It implies that most galaxies do not come very close to the centre of cluster and hence RAM pressure stripping may be much less effective. To study the effect of non-radial motion, we vary the trajectory of infalling galaxies. The parameter that measures the deviation from radial infall is θ as introduced in section-2.3. The variation of R_{strip} with θ , $V_{\text{in}}/V_{\text{virial}}$, and z are plotted in fig. 8. Variation of stripping radius as different parameters are varied is shown here. The infalling galaxy is taken to have a mass of $10^{13} M_{\odot}$ with $\lambda = 0.04$ for this figure.

In the first panel, we show the variation with θ , for $V_{\text{in}}/V_{\text{virial}} = 1$. As the angular momentum of the infalling galaxy about the centre of the cluster increases, stripping becomes less effective. We observe that for $\theta = 30^{\circ}$ the gas in the disc is retained up to the scale radius R_{dg} . Thus non-radial infalling trajectory can lead to retention of some gas in a galaxy. Second and the third panels are the plots for $\theta = 15^{\circ}$. The variation with velocity and other parameters follows the same trends as discussed for radially falling galaxy.

3.3 Inhomogeneous infalling disc

In order to test our analytical model and explore sources of large deviations from the worst case scenario, we study stripping of an inhomogeneous disc galaxy. To simulate the infalling galaxy we use Adaptive Mesh Refinement (AMR) code RAMSES (Teyssier (2002)). A box size of 300 kpc with maximum resolution of ~ 36 pc is taken. Simulated galaxy has setting similar to that of G10 galaxy from Rosdahl et al. (2017), with initial galaxy mass M_{200} of $9 \times 10^{11} M_{\odot}$, with disc fraction of 12% and gas fraction of 5%. Stellar and gas disc both have exponential profile with disc scale length of 3.2 kpc. We do not include any bulge in our simulation from initial condition. We evolve the galaxy to get gas and stellar distribution at 450 Myr. Then a projection is taken to compute surface densities for gas and stars. Top left of figure 9 shows the surface density.

The gas and stellar surface density from this simulation is then used to study the ram pressure stripping using our analytical model. We take a simple can of galaxy coming with V_{vir} subjected to radially varying density of intra-cluster medium. Panels of fig. 9 are the snap-shots from our model as the galaxy passes through the ambient medium. The RPS is less effective in the regions where the disc had enhanced density and there is sufficient amount of gas left in the disc of galaxy, even as the galaxy passes through central region of the cluster. Thus star formation can continue in galaxies falling into a cluster halo for at least one crossing time as gas in the denser molecular clouds is not striped off. To illustrate this further in fig. 10 we plot the fraction of total mass removed versus R_c/R_{vir} . A little more than 40% of the gas mass gets removed in case of inhomogeneous disc

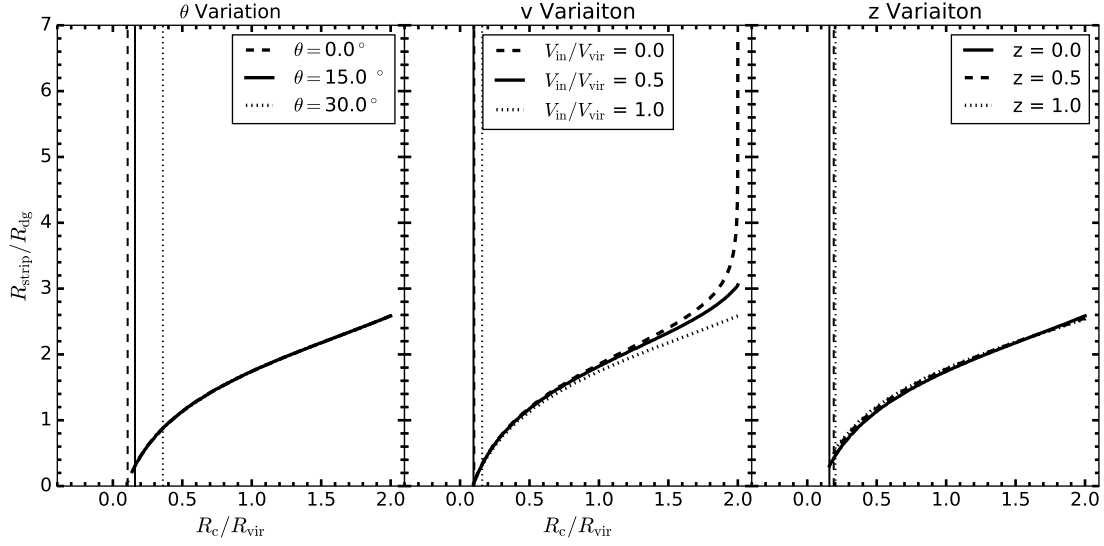


Figure 8. The plots of R_{strip} with θ , $V_{\text{in}}/V_{\text{virial}}$, and z for an infalling galaxy of mass $10^{13}M_\odot$ with $\lambda = 0.04$. The vertical line show the last point in each curves. Second and the third panels are the plots for $\theta = 15^\circ$.

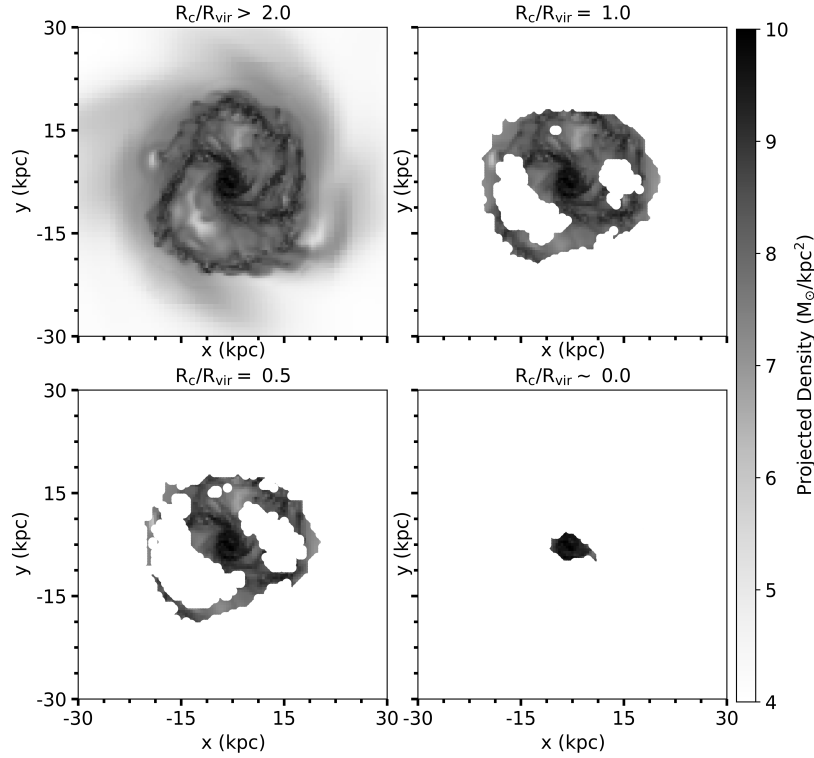


Figure 9. Infalling galaxy (as shown in the top left panel) with constant velocity of V_{vir} is subjected to radially varying intra-cluster density. We plot here gas projection at different cluster-centric distances, as given on the top of each panel.

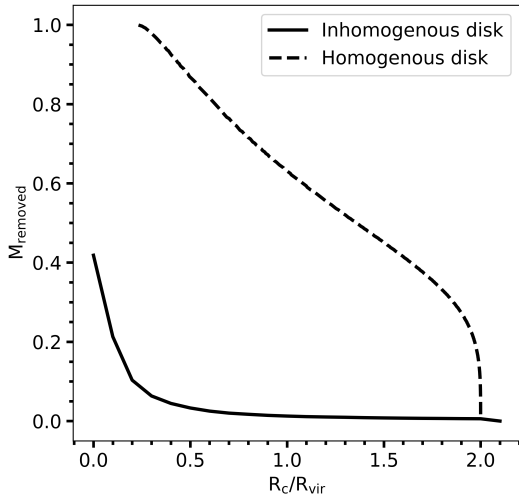


Figure 10. Fraction of mass removed as galaxy is subjected to ram pressure stripping plotted against cluster centric distance (R_c) scaled with virial radius of cluster (R_{vir}), for both, inhomogenous (solid line) and homogenous discs (dotted line).

in contrast to 100% for the case of previously considered homogenous disc. We thus conclude that though RPS is an effective mechanism of removing the gas from the disc galaxies but the internal structure of the infalling galaxy has a larger role to play. Thus inhomogeneities in the inter-stellar medium of galaxies play a very significant role in retention of gas and hence in star formation in spite of the effects of ram pressure.

4 CONCLUSIONS AND DISCUSSIONS

This paper is a study to answer the question that: *How effective is ram pressure stripping to remove gas from the galaxy as it passes through the ambient medium in a variety of halos and varying group of infalling galaxies?* We consider the ambient medium to be spherically symmetric and the disc galaxy enters the medium face-on. We consider both radial and non-radial initial velocities for the galaxies. We study three kinds of environments namely; cluster, group and galaxy. These differ from each other in their mass and retention of hot gas in the halo. The different depth of the potential well translates into different typical velocities with which galaxies fall in. We assume an isothermal profile for halos and a beta model for the gas distribution of ambient medium, the disc of the infalling galaxy is assumed to have an exponential surface density profile. The ambient medium and infalling galaxy profiles depend on various parameters: the redshift of formation, spin parameter, baryonic mass fraction etc. These have been discussed in details in § 2. We model discs of galaxies as a set of annuli, and we test for ram pressure stripping for each annulus. This allows us to compute the stripping radius, i.e., the radius beyond which all gas from the disc has been stripped. Stripping radius is directly related to the fraction of gas mass removed from the galaxy. We compute the stripping radius in units

of the gas disc scaling radius. This is pertinent for interpretation as much of star formation in disc galaxies happen around the scale radius, extending to a few scale radii at most. Thus, if stripping radius is of the order of gas disc scale radius or smaller then we expect star formation to be quenched. However, if the stripping radius is a few times the gas disc scale radius or larger, then star formation in such a galaxy may not be affected significantly.

The results of our study have been enumerated in section 3 in detail. Our approach throughout has been to consider the worst case scenario, one where we maximum amount of gas is stripped from the galaxy. We outline the processes that may lead to gas being retained in the discussion below. Here we summarise our major findings.

- For infall in a cluster of galaxies, galaxies of all masses lose the gas disc for radial infall well before reaching the centre of the cluster.
- For most massive galaxies, stripping radius falls below the gas disc scale length below $0.5 R_{vir}$ for the cluster. Thus we may expect to see some star-forming galaxies in the outer parts of a cluster, particularly if these are in their first passage through the cluster.
- In the case of non-radial infall, there is some gas left in the gas disc even after one crossing of the galaxy: gas retention is stronger when the angular momentum of the infalling galaxy is larger for a given initial speed.
- Ram pressure stripping is independent of redshift if we assume the worst case of the halo and galaxy forming at the same time. If the galaxy forms earlier, as is likely in most situations, more gas will be retained. For example, Eqn.18 will be modified if the infalling galaxy collapsed at redshift z_g and the halo into which it falls collapsed at z_c with $z_g \geq z_c$:

$$\frac{R_{strip}}{R_{dg}} = \frac{R_{ds}}{R_{dg} + R_{ds}} \left\{ \ln \left[\frac{2\pi G \Sigma_{0g} \Sigma_{0s}}{\rho(R_c) V^2 (R_c)} \right] + 4 \ln \left[\frac{1+z_g}{1+z_c} \right] \right\} \quad (19)$$

where the values of surface densities, density, velocity, etc. on the right hand side of the equation are scaled to the present epoch. Thus we see that R_{strip} can be large if the infalling galaxy collapses at a higher redshift.

- We find that gas is stripped more easily for the larger spin parameter. In our model, the disc scale lengths are directly related to the spin parameter of their host halos: a larger spin parameter implies a larger disc scale length. This, in turn, implies that the available gas mass is distributed over a larger area. We have assumed that the ratio of gas mass (and stellar mass) is independent of the spin parameter. If the gas mass is in some manner correlated with the spin parameter of galaxy halos, then the variation seen in our model may not be correct.

- The variation of the initial velocity of the infalling galaxy does not matter much over the full orbit, though it does make a difference at early stages. This is due to the acceleration during infall dominating over any initial motion.

- Ram pressure stripping is sub-dominant in the group environment as compared to clusters. This is due to lower retention of hot gas in the intra-group medium and lower infall velocities due to shallower potential wells.

- This trend continues to lower scales as ram pressure stripping is less important in galaxy environments.

There are several processes that may reduce the impact of ram pressure stripping. We have already discussed non-radial motions above. One such process, which is expected to decrease the effect of ram pressure stripping is the formation of gas clouds or star-forming regions in the galaxies. Such regions of a significantly higher surface density of gas can resist ram pressure much better than the idealised smooth exponential disc considered here. This enables us to consider a non-axisymmetric distribution of gas and stars. As an illustration of this we have considered an inhomogeneous simulated Adaptive Mesh Refinement (AMR) code RAMSES and then subjecting it to ram pressure stripping algorithm. More than 50% of gas is retained in the disc due to inhomogeneities in the disc as shown in figures 9 and 10. Thus star formation can continue in an infalling galaxy for about one crossing time, if not longer. At later times, feedback due to star formation in remaining dense clouds will disperse the gas and star formation rate will rapidly approach zero. We plan to explore on this extended model in detail in future.

Ram pressure is expected to dominate in the regions where there is no galaxy in the vicinity of the infalling galaxy. Whenever there is another galaxy within the radius of influence of the infalling galaxy, tidal stripping or galaxy harassment can also play an important role. Tidal stripping can remove all matter from the outer parts of the infalling galaxy. Considering time scales, we believe ram pressure stripping to be very important in cluster halos while tidal stripping is likely to dominate in galaxy halos. In view of other processes, it is important to note here that our analysis is valid only for first few orbits of the infalling galaxy.

The processes that contribute to significant deviations from the worst case are:

- Non-radial orbits.
- Early formation of infalling galaxies.
- Inhomogeneous ISM in infalling galaxies.

As we have shown, each of these can contribute significantly and hence in a realistic case the stripping radius can be an order of magnitude higher than the estimates for worst case.

In case of ram pressure stripping in galaxy halos, there is one scenario that can make the process very effective: if the orbit of the infalling galaxy is such that it crosses the disc then for a brief period, it encounters a high-density ambient medium. This can be effective even if this crossing is in the outer parts of the gas disc.

We have studied the process of ram pressure stripping, and we find that it is a very efficient process for removing gas from discs of infalling galaxies in clusters of galaxies. We expect most galaxies to lose all their disc gas within a couple of orbits around the centre of a cluster. The process is less efficient in groups and clusters, and we expect to see gas-rich galaxies in group and galaxy environments.

ACKNOWLEDGEMENT

We acknowledge the HPC@IISERM, used for computation during the project. We gratefully acknowledge the National Postdoctoral fellowship grant, PDF/2015/000352, of Science and Engineering Research Board-Department of Science and Technology, India for support during the fulfilment of the

work. The authors would like to thank Dr. Joakim Rosdahl, Centre de Recherche Astrophysique de Lyon, France for his guidance in the simulation of the isolated galaxy. We would like to acknowledge Ms. Pooja Munjal for helping with fig.1. This research has made use of NASA's Astrophysics Data System Bibliographic Services. We would also like to thank the referee for his suggestions which improved the manuscript.

REFERENCES

- Abadi M. G., Moore B., Bower R. G., 1999, MNRAS, 308, 947
- Ann H. B., Park C., Choi Y.-Y., 2008, MNRAS, 389, 86
- Bahé Y. M., McCarthy I. G., Balogh M. L., Font A. S., 2013, MNRAS, 430, 3017
- Balsara D., Livio M., O'Dea C. P., 1994, ApJ, 437, 83
- Barkana, R., & Loeb, A. 2001, Phys. Rep., 349, 125
- Bekki K., 2009, MNRAS, 399, 2221
- Binney, J., & Tremaine, S. 2008, Galactic Dynamics (2ed., Princeton: Princeton University Press)
- Bertschinger E., 1985, ApJS, 58, 39
- Bischo J. C., Steinhauser D., Schindler S., 2015, A&A, 576, A76
- Blitz L., Robishaw T., 2000, ApJ, 541, 675
- Book L. G., Benson A. J., 2010, ApJ, 716, 810
- Boselli, A., Fossati, M., Cuillandre, J. C., et al. 2018, Astron. Astrophys., 615, A114
- Boselli A., Gavazzi G., 2006, PASP, 118, 517
- Bravo-Alfaro H., Cayatte V., van Gorkom J. H., Balkowski C., 2000, AJ, 119, 580
- Brown T., et al., 2017, MNRAS, 466, 1275
- Cavaliere A., Fusco-Femiano R., 1976, A&A, 500, 95
- Cayatte V., Kotanyi C., Balkowski C., van Gorkom J. H., 1994, AJ, 107, 1003
- Chengalur, J. N., Braun, R., & Wieringa, M. 2001, Astron. Astrophys., 372, 768
- Close J. L., Pittard J. M., Hartquist T. W., Falle S. A. E. G., 2013, MNRAS, 436, 3021
- Cowie L. L., Songaila A., 1977, Natur, 266, 501
- Duffy A. R., Schaye J., Kay S. T., Dalla Vecchia C., 2008, MNRAS, 390, L64
- Fillingham S. P., Cooper M. C., Pace A. B., Boylan-Kolchin M., Bullock J. S., Garrison-Kimmel S., Wheeler C., 2016, MNRAS, 463, 1916
- Font A. S., et al., 2008, MNRAS, 389, 1619
- Furlanetto S. R., Loeb A., 2004, ApJ, 611, 642
- Gavazzi G., Boselli A., Cortese L., Arosio I., Gallazzi A., Pedotti P., Carrasco L., 2006, A&A, 446, 839
- Gavazzi, G., Consolandi, G., Gutierrez, M. L., Boselli, A., & Yoshida, M. 2018, Astron. Astrophys., 618, A130
- Giovanelli R., Haynes M. P., 1983, AJ, 88, 881
- Gisler G. R., 1976, A&A, 51, 137
- Goto M., Stecklum B., Linz H., Feldt M., Henning T., Pascucci I., Usuda T., 2006, ApJ, 649, 299
- Gottlöber S., Klypin A., Kravtsov A. V., 2001, PABei, 19, 58
- Gunn J. E., Gott III J. R., 1972, ApJ, 176, 1
- Gómez P. L., et al., 2003, ApJ, 584, 210
- Guo, Q., White, S., Boylan-Kolchin, M., et al. 2011, Mon. Not. Roy. Ast. Soc., 413, 101

- Hester J. A., 2006, *ApJ*, 647, 910
- Hogg D. W., et al., 2003, *ApJ*, 585, L5
- Jaffé, Y. L., Poggianti, B. M., Moretti, A., et al. 2018, *Mon. Not. Roy. Ast. Soc.*, 476, 4753
- Kapferer W., Kronberger T., Ferrari C., Riser T., Schindler S., 2008, *MNRAS*, 389, 1405
- Kapferer W., et al., 2009, *A&A*, 504, 719
- Kauffmann G., Li C., Heckman T. M., 2010, *MNRAS*, 409, 491
- Kenney J. D. P., Koopmann R. A., 1999, *AJ*, 117, 181
- Kenney J. D. P., Crowl H., van Gorkom J., Vollmer B., 2004, *IAUS..217*, 370, *IAUS..217*
- Kenney J. D. P., van Gorkom J. H., Vollmer B., 2004, *AJ*, 127, 3361
- Kereš D., Katz N., Weinberg D. H., Davé R., 2005, *MNRAS*, 363, 2
- King I., 1962, *AJ*, 67, 471
- Köppen, J., Jáchym, P., Taylor, R., & Palouš, J. 2018, *Mon. Not. Roy. Ast. Soc.*, 479, 4367
- Lah, P., Pracy, M. B., Chengalur, J. N., et al. 2009, *Mon. Not. Roy. Ast. Soc.*, 399, 1447
- Larson R. B., Tinsley B. M., Caldwell C. N., 1980, *ApJ*, 237, 692
- Lau E. T., Nagai D., Avestruz C., Nelson K., Vikhlinin A., 2015, *ApJ*, 806, 68
- Luo, Y., Kang, X., Kauffmann, G., & Fu, J. 2016, *Mon. Not. Roy. Ast. Soc.*, 458, 366
- Marcolini A., Brighenti F., D’Ercole A., 2003, *MNRAS*, 345, 1329
- McCarthy I. G., et al., 2008, *MNRAS*, 383, 593
- McMillan PJ (2011) *Mon Not R Astron Soc* 414:2
- Molnar S. M., Hearn N., Haiman Z., Bryan G., Evrard A. E., Lake G., 2009, *ApJ*, 696, 1640
- Moore B., Katz N., Lake G., Dressler A., Oemler A., 1996, *Natur*, 379, 613
- Moore B., Lake G., Quinn T., Stadel J., 1999, *MNRAS*, 304, 465
- Navarro J. F., Frenk C. S., White S. D. M., 1996, *ApJ*, 462, 563
- Ota, Mitsuda ,2002, *The Astrophysical Journal*, 567:L23-L26
- Park C., Hwang H. S., 2009, *ApJ*, 699, 1595
- Peebles, P. J. E. 1993, *Principles of Physical Cosmology* by P.J.E. Peebles. Princeton University Press, 1993. ISBN: 978-0-691-01933-8,
- Planck Collaboration, et al., 2016, *A & A*, 594, A13
- Quilis V., Moore B., Bower R., 2000, *Sci*, 288, 1617
- Roediger E., Brüggem M., 2007, *MNRAS*, 380, 1399
- Roediger E., Hensler G., 2005, *A&A*, 433, 875
- Rosdahl, J., Schaye, J., Dubois, Y., Kimm, T., & Teyssier, R. 2017, *Mon. Not. Roy. Ast. Soc.*, 466, 11
- Sarazin C. L., 1988, *xrec.book*
- Sarazin C. L., 1986, *RvMP*, 58, 1
- Schulz S., Struck C., 2001, *MNRAS*, 328, 185
- Sharma, P., McCourt, M., Parrish, I. J., & Quataert, E. 2012, *Mon. Not. Roy. Ast. Soc.*, 427, 1219
- Simpson, C. M., Grand, R. J. J., Gómez, F. A., et al. 2018, *Mon. Not. Roy. Ast. Soc.*, 478, 548
- Solanes J. M., Manrique A., García-Gómez C., González-Casado G., Giovanelli R., Haynes M. P., 2001, *ApJ*, 548, 97
- Teyssier, R. 2002, *Astron. Astrophys.*, 385, 337
- The Astropy Collaboration, Price-Whelan, A. M., Sipőcz, B. M., et al. 2018, arXiv:1801.02634
- Treyer, M., Kraljic, K., Arnouts, S., et al. 2018, *Mon. Not. Roy. Ast. Soc.*, 477, 2684
- Tonnesen S., Bryan G. L., 2009, *ApJ*, 694, 789
- Tonnesen S., Bryan G. L., van Gorkom J. H., 2007, *ApJ*, 671, 1434
- Verdugo M., Ziegler B. L., Gerken B., 2008, *A&A*, 486, 9
- Voit G. M., Balogh M. L., Bower R. G., Lacey C. G., Bryan G. L., 2003, *ApJ*, 593, 272
- Vollmer B., Balkowski C., Cayatte V., van Driel W., Huchtmeier W., 2004, *A&A*, 419, 35
- Vollmer B., Cayatte V., Balkowski C., Duschl W. J., 2001, *ApJ*, 561, 708
- Vollmer B., Marcelin M., Amram P., Balkowski C., Cayatte V., Garrido O., 2000, *A&A*, 364, 532
- Weinberg M. D., 2014, *MNRAS*, 438, 3007
- Weinmann S. M., van den Bosch F. C., Yang X., Mo H. J., 2006, *MNRAS*, 366, 2
- Wetzel A. R., Tinker J. L., Conroy C., 2012, *MNRAS*, 424, 232
- Wetzel A. R., Tinker J. L., Conroy C., van den Bosch F. C., 2013, *MNRAS*, 432, 336
- Zinger E., Dekel A., Kravtsov A. V., Nagai D., 2018, *MNRAS*, 475, 3654
- van der Linden A., Wild V., Kauffmann G., White S. D. M., Weinmann S., 2010, *MNRAS*, 404, 1231