

# Gradient $Q(\sigma, \lambda)$ : A Unified Algorithm with Function Approximation for Reinforcement Learning

Long Yang, Yu Zhang, Qian Zheng, Pengfei Li, Gang Pan

Department of Computer Science, Zhejiang University  
 {yanglong, hzzhangyu, qianzheng, pfl, gpan}@zju.edu.cn

## Abstract

Full-sampling (e.g., Q-learning) and pure-expectation (e.g., Expected Sarsa) algorithms are efficient and frequently used techniques in reinforcement learning.  $Q(\sigma, \lambda)$  is the first approach unifies them with eligibility trace through the sampling degree  $\sigma$ . However, it is limited to the tabular case, for large-scale learning, the  $Q(\sigma, \lambda)$  is too expensive to require a huge volume of tables to accurately storage value functions. To address above problem, we propose a  $GQ(\sigma, \lambda)$  that extends tabular  $Q(\sigma, \lambda)$  with linear function approximation. We prove the convergence of  $GQ(\sigma, \lambda)$ . Empirical results on some standard domains show that  $GQ(\sigma, \lambda)$  with a combination of full-sampling with pure-expectation reach a better performance than full-sampling and pure-expectation methods.

## Introduction

Reinforcement learning (RL) is a powerful tool for sequential decision-making problem. In RL, the agent’s goal is to learn from experiences and to seek an optimal policy from the delayed reward decision system. Tabular learning methods are core ideas in RL algorithms with simple forms: *value functions* are represented as arrays, or tables (Sutton and Barto 1998). One merit of tabular learning methods is that such methods converge to the optimal solution with solid theoretical guarantee (Singh et al. 2000). However, when state space is enormous, we suffer from what Bellman called “curse of dimensionality” (Bellman Richard 1957), and can not expect to obtain value function accurately by tabular learning methods. An efficient approach to address the above problem is to use a parameterized function to approximate the value function (Sutton and Barto 1998).

Recently, Yang et al. (2018) propose a new algorithm  $Q(\sigma, \lambda)$  that develops  $Q(\sigma)$  (Sutton and Barto 2018; De Asis et al. 2018) with eligibility trace.  $Q(\sigma, \lambda)$  unifies Sarsa( $\lambda$ ) (Rummery and Niranjan 1994) and  $Q^\pi(\lambda)$  (Harutyunyan et al. 2016). However, original theoretical results by Yang et al. (2018) are limited in tabular learning. In this paper, we extend tabular  $Q(\sigma, \lambda)$  algorithm with linear function approximation and propose the gradient  $Q(\sigma, \lambda)$  ( $GQ(\sigma, \lambda)$ ) algorithm. The proposed  $GQ(\sigma, \lambda)$  algorithm unifies *full-sampling* ( $\sigma = 1$ ) and *pure-expectation* ( $\sigma = 0$ ) algo-

rithm through the *sampling degree*  $\sigma$ . Results show that  $GQ(\sigma, \lambda)$  with a varying combination between full-sampling with pure-expectation achieves a better performance than both full-sampling and pure-expectation methods.

Unfortunately, it is not sound to expend  $Q(\sigma, \lambda)$  by semi-gradient method via *mean square value error* (MSVE) objective function directly, although the linear, semi-gradient method is arguably the simplest and best-understood kind of function approximation. In this paper, we provide a profound analysis of the instability of  $Q(\sigma, \lambda)$  with function approximation by the semi-gradient method.

Furthermore, to address above instability, we propose  $GQ(\sigma, \lambda)$  algorithm under the framework of *mean squared projected Bellman error* (MSPBE) (Sutton et al. 2009). However, as pointed out by Liu et al. (2015), we can not get an unbiased estimate of the gradient with respect to the MSPBE objective function. In fact, since the update law of gradient involves the product of expectations, the unbiased estimation cannot be obtained via a single sample, which is the double-sampling problem. Secondly, the gradient of MSPBE objective function has a term likes  $\mathbb{E}[\phi_t \phi_t^\top]^{-1}$ , cannot also be estimated via a single sample, which is the second bottleneck of applying stochastic gradient method to optimize MSPBE objective function. Inspired by the key step of the derivation of TDC algorithm (Sutton et al. 2009), we apply the two-timescale stochastic approximation (Borkar and Meyn 2000) to address the dilemma of double-sampling problem, and propose a convergent  $GQ(\sigma, \lambda)$  algorithm which unifies full-sampling and pure-expectation algorithm with function approximation.

Finally, we conduct extensive experiments on some standard domains to show that  $GQ(\sigma, \lambda)$  with an value  $\sigma \in (0, 1)$  that results in a mixture of the full-sampling with pure-expectation methods, performs better than either extreme  $\sigma = 0$  or  $\sigma = 1$ .

## Background and Notations

The standard reinforcement learning framework (Sutton and Barto 1998) is often formalized as *Markov decision processes* (MDP) (Puterman 2014). It considers 5-tuples form  $\mathcal{M} = (\mathcal{S}, \mathcal{A}, \mathcal{P}, \mathcal{R}, \gamma)$ , where  $\mathcal{S}$  indicates the set of all states,  $\mathcal{A}$  indicates the set of all actions. At each time  $t$ , the agent in

a state  $S_t \in \mathcal{S}$  and it takes an action  $A_t \in \mathcal{A}$ , then environment produces a reward  $R_{t+1}$  to the agent.  $\mathcal{P} : \mathcal{S} \times \mathcal{A} \times \mathcal{S} \rightarrow [0, 1]$ ,  $P_{ss'}^a = \mathcal{P}(S_t = s' | S_{t-1} = s, A_{t-1} = a)$  is the conditional probability for the state transitioning from  $s$  to  $s'$  under taking the action  $a$ .  $\mathcal{R} : \mathcal{S} \times \mathcal{A} \rightarrow \mathbb{R}^1$ :  $\mathcal{R}_s^a = \mathbb{E}[R_{t+1} | S_t = s, A_t = a]$ . The discounted factor  $\gamma \in (0, 1)$ .

A *policy* is a probability distribution defined on  $\mathcal{S} \times \mathcal{A}$ , *target policy* is the policy that will be learned, and *behavior policy* is used to generate behavior. If  $\mu = \pi$ , the algorithm is called *on-policy* learning, otherwise it is *off-policy* learning. We assume that Markov chain induced by behavior policy  $\mu$  is ergodic, then there exists a stationary distribution  $\xi$  such that  $\forall S_0 \in \mathcal{S}$

$$\frac{1}{n} \sum_{k=1}^n P(S_k = s | S_0) \rightarrow \xi(s), \text{ as } n \rightarrow \infty.$$

We denote  $\Xi = \text{diag}\{\xi(s_1), \xi(s_2), \dots, \xi(s_{|\mathcal{S}|})\}$  as a diagonal matrix and its diagonal element is the stationary distribution of state.

For a given policy  $\pi$ , one of many key steps in RL is to estimate the *state-action value function*

$$q^\pi(s, a) = \mathbb{E}_\pi[G_t | S_t = s, A_t = a],$$

where  $G_t = \sum_{k=0}^{\infty} \gamma^k R_{k+t+1}$  and  $\mathbb{E}_\pi[\cdot | \cdot]$  stands for the expectation of a random variable with respect to the probability distribution induced by  $\pi$ . It is known that  $q^\pi(s, a)$  is the unique fixed point of *Bellman operator*  $\mathcal{B}^\pi$ ,

$$\mathcal{B}^\pi q^\pi = q^\pi \quad (\text{Bellman equation}), \quad (1)$$

where Bellman operator  $\mathcal{B}^\pi$  is defined as:

$$\mathcal{B}^\pi q = \mathcal{R}^\pi + \gamma P^\pi q, \quad (2)$$

$P^\pi \in \mathbb{R}^{|\mathcal{S}| \times |\mathcal{S}|}$  and  $R \in \mathbb{R}^{|\mathcal{S}| \times |\mathcal{A}|}$  with the corresponding elements:  $P_{ss'}^\pi = \sum_{a \in \mathcal{A}} \pi(a|s) P_{ss'}^a$ ,  $R(s, a) = \mathcal{R}_s^a$ .

## Temporal Difference Learning and $\lambda$ -Return

We can not calculate  $q^\pi$  from Bellman equation (1) directly for the model-free RL problem (in such problem, the agent can not get  $\mathcal{P}$  or  $\mathcal{R}$  for a given MDP). In RL, temporal difference (TD) learning (Sutton 1988) is one of the most important methods to solve the model-free RL problem.  $\lambda$ -Return is a multi-step TD learning that needs a longer sequence of experienced rewards is to learning the value function.

**TD learning** One-step TD learning estimates the value function by taking action according to behavior policy, sampling the reward, and bootstrapping via the current estimation of the value function. Sarsa (Rummery and Niranjan 1994), Q-learning (Watkins 1989) and Expected-Sarsa (Van Seijen et al. 2009) are typical one-step TD learning algorithms.

From the view of sampling degree, TD learning methods fall into two categories: *full-sampling* and *pure-expectation*, which is deeply discussed in section 7.5&7.6 in (Sutton and Barto 2018) or (De Asis et al. 2018).

Sarsa and Q-learning are typical full-sampling algorithms which have sampled all transitions to learn value function. Instead, pure-expectation algorithms take into account

how likely each action is under current policy, e.g. *Tree-Backup* (Precup, Sutton, and Singh 2000) or Expected-Sarsa uses the expectation of state-action value to estimate value function.  $Q^\pi(\lambda)$  (Harutyunyan et al. 2016) algorithm is also a pure-expectation algorithm which combines TD learning with eligibility trace. Harutyunyan et al.(2016) prove that when behavior and target policies are sufficiently close, off-policy  $Q^\pi(\lambda)$  algorithm converges both in policy evaluation and control task.

**$\lambda$ -Return** For a trajectory, the  $\lambda$ -return is an average contains all the  $n$ -step returns by weighting proportionally to  $\lambda^{n-1}$ ,  $\lambda \in [0, 1]$ . Since the mechanisms of all the  $\lambda$ -return algorithms are similar, we only present the definition of  $\lambda$ -return of Sarsa( $\lambda$ ) (Sutton and Barto 2018) as follows,

$$G_t^{\lambda, S} = (1 - \lambda) \sum_{n=0}^{\infty} \lambda^n G_t^{t+n}, \quad (3)$$

where  $G_t^{t+n} = \sum_{i=0}^n \gamma^i R_{t+i+1} + \gamma^{n+1} Q(S_{t+n}, A_{t+n})$  is  $n$ -step return of Sarsa from time  $t$ . After some simple algebra, the  $\lambda$ -return can be rewritten as a sum of TD-error,

$$G_t^{\lambda, S} = Q(S_0, A_0) + \sum_{t=0}^{\infty} (\lambda \gamma)^t \delta_t^S, \quad (4)$$

where  $\delta_t^S = R_{t+1} + \gamma Q_{t+1} - Q_t$ , and  $Q_t \stackrel{\text{def}}{=} Q(S_t, A_t)$ .

## An Unified View

In this section, we introduce the existing method that unifies full-sampling and pure-expectation algorithms.

**$Q(\sigma)$  Algorithm** Recently, Sutton and Barto(2018) and De Asis et al.(2018) propose a new TD algorithm  $Q(\sigma)$  unifies Sarsa and Expected Sarsa<sup>1</sup>.  $Q(\sigma)$  estimates value function by weighting the average between Sarsa and Expected-Sarsa through a *sampling parameter*  $\sigma$ . For a transition  $(S_t, A_t, R_{t+1}, S_{t+1}, A_{t+1})$ ,  $Q(\sigma)$  updates value function as follows,

$$Q(S_t, A_t) = Q(S_t, A_t) + \alpha_t \delta_t^\sigma, \\ \delta_t^{\pi, \sigma} = \sigma \delta_t^S + (1 - \sigma) \delta_t^{\text{ES}}, \quad (5)$$

$\delta_t^{\text{ES}} = R_{t+1} + \mathbb{E}_\pi[Q(S_{t+1}, \cdot)] - Q_t$ ,  $\mathbb{E}_\pi[Q(S_{t+1}, \cdot)] = \sum_{a \in \mathcal{A}} \pi(a|S_{t+1}) Q(S_{t+1}, a)$ .

$Q(\sigma)|_{\sigma=0}$  is reduced to Expected-Sarsa, while  $Q(\sigma)|_{\sigma=1}$  is Sarsa exactly. Experiments by De Asis et al.(2018) show that for an intermediate value of  $\sigma \in (0, 1)$ , which results in a mixture of the existing algorithms, performs better than either extreme  $\sigma = 0$  or  $\sigma = 1$ .

**$Q(\sigma, \lambda)$  Algorithm** Later, Yang et al.(2018) extend  $Q(\sigma)$  with eligibility trace, and they propose  $Q(\sigma, \lambda)$  unifies Sarsa( $\lambda$ ) and  $Q^\pi(\lambda)$ .  $Q(\sigma, \lambda)$  updates value function as:

$$e(s, a) = \gamma \lambda e(s, a) + \mathbb{I}\{(S_t, A_t) = (s, a)\}, \quad (6)$$

$$Q_{t+1}(s, a) = Q_t(s, a) + \alpha_t \delta_t^{\pi, \sigma} e(s, a), \quad (7)$$

where  $\mathbb{I}$  is indicator function,  $\alpha_t$  is step-size.

<sup>1</sup>For multi-step case,  $Q(\sigma)$  unifies *n-step Sarsa* and *n-step Tree-Backup* (Precup, Sutton, and Singh 2000). For more details, please refer to (De Asis et al. 2018).

We notice that  $Q(\sigma, \lambda)|_{\sigma=0}$  is reduced to  $Q^\pi(\lambda)$  (Harutyunyan et al. 2016),  $Q(\sigma, \lambda)|_{\sigma=1}$  is Sarsa( $\lambda$ ) exactly. The experiments in (Yang et al. 2018) shows a similar conclusion as De Asis et al.(2018): an intermediate value of  $\sigma \in (0, 1)$  achieve the best performance than extreme  $\sigma = 0$  or  $\sigma = 1$ . Besides, Yang et al.(2018) have showed that for a trajectory  $\{(S_t, A_t, R_t)\}_{t \geq 0}$ , by  $Q(\sigma, \lambda)$ , the total update of a given episode reaches

$$Q(S_0, A_0) + \sum_{t=0}^{\infty} (\lambda\gamma)^t \delta_t^{\pi, \sigma}, \quad (8)$$

which is an off-line version of  $Q(\sigma)$  with eligibility trace. If  $\sigma = 1$ , Eq.(8) is Eq.(4) exactly.

Finally, we introduce the *mixed-sampling operator*  $\mathcal{B}_{\sigma, \lambda}^{\pi, \mu}$  (Yang et al. 2018), which is a high level view of (8),

$$\mathcal{B}_{\sigma, \lambda}^{\pi, \mu} : \mathbb{R}^{|\mathcal{S}| \times |\mathcal{A}|} \rightarrow \mathbb{R}^{|\mathcal{S}| \times |\mathcal{A}|}$$

$$q \mapsto q + \mathbb{E}_\mu \left[ \sum_{t=0}^{\infty} (\lambda\gamma)^t \delta_t^{\pi, \sigma} \right]. \quad (9)$$

### Q( $\sigma, \lambda$ ) with Semi-Gradient Method

In this section, we analyze the instability of extending tabular  $Q(\sigma, \lambda)$  with linear function approximation by the semi-gradient method. We need some necessary notations about linear function approximation.

When the dimension of  $\mathcal{S}$  is huge, we cannot expect to obtain value function accurately by tabular learning methods. We often use a linear function with a parameter  $\theta$  to estimate  $q^\pi(s, a)$  as follows,

$$q^\pi(s, a) \approx \phi^\top(s, a)\theta \stackrel{\text{def}}{=} \hat{Q}_\theta(s, a),$$

where  $\phi : \mathcal{S} \times \mathcal{A} \rightarrow \mathbb{R}^p$  is a *feature map*, specifically,  $\phi(s, a) = (\varphi_1(s, a), \varphi_2(s, a), \dots, \varphi_p(s, a))^\top$ , the corresponding element  $\varphi_i$  is defined as follows  $\varphi_i : \mathcal{S} \times \mathcal{A} \rightarrow \mathbb{R}$ . Then  $\hat{Q}_\theta$  can be written as a matrix version,

$$\hat{Q}_\theta = \Phi\theta \approx q^\pi,$$

where  $\Phi$  is a  $|\mathcal{S}| \times |\mathcal{A}| \times p$  matrix whose rows are the state-action features  $\phi(s, a), (s, a) \in \mathcal{S} \times \mathcal{A}$ .

### Semi-Gradient Method

For a trajectory  $\{(S_k, A_k, R_k)\}_{k \geq 0}$ , we define the update rule of  $Q(\sigma, \lambda)$  with semi-gradient method as follows,

$$\begin{aligned} \theta_{k+1} &= \theta_k - \alpha_k \nabla_\theta (G_k^\lambda - \hat{Q}_\theta(S_k, A_k)) \Big|_{\theta=\theta_k} \\ &= \theta_k - \alpha_k \{G_k^\lambda - \hat{Q}_\theta(S_k, A_k)\} \nabla_\theta (-\hat{Q}_\theta(S_k, A_k)) \Big|_{\theta=\theta_k} \\ &= \theta_k + \alpha_k \left\{ \sum_{t=k}^{\infty} (\lambda\gamma)^{t-k} \delta_{k,t}^{\pi, \sigma}(\theta_k) \right\} \phi(S_k, A_k), \end{aligned} \quad (10)$$

where  $\alpha_k$  is step-size,  $G_k^\lambda$  is an off-line estimate of value function according to Eq.(8), specifically, for each  $k \geq 1$ ,

$$G_k^\lambda = \theta_k^\top \phi_k + \sum_{t=k}^{\infty} (\lambda\gamma)^{t-k} \delta_{k,t}^{\pi, \sigma}(\theta_k), \quad (11)$$

$$\delta_{k,t}^{\pi, \sigma}(\theta_k) = \sigma \delta_t^S(\theta_k) + (1 - \sigma) \delta_t^{\text{ES}}(\theta_k),$$

where  $\delta_t^S(\theta_k) = R_t + \gamma \theta_k^\top \phi_{t+1} - \theta_k^\top \phi_t$ ,  $\delta_t^{\text{ES}}(\theta_k) = R_t + \gamma \mathbb{E}_\pi[\theta_k^\top \phi(S_{t+1}, \cdot)] - \theta_k^\top \phi_t$ , and  $\phi_t \stackrel{\text{def}}{=} \phi(S_t, A_t)$ .

### Instability Analysis

Now, we show the iteration (10) is an unstable algorithm. Let's consider the sequence  $\{\theta_k\}_{k \geq 0}$  generated by the iteration (10), then the following holds,

$$\mathbb{E}[\theta_{k+1} | \theta_0] = \mathbb{E}[\theta_k | \theta_0] + \alpha_k (A_\sigma \mathbb{E}[\theta_k | \theta_0] + b_\sigma), \quad (12)$$

where  $A_\sigma = \mathbb{E}[\hat{A}_k]$  and  $b_\sigma = \mathbb{E}[\hat{b}_k]$ , where

$$\begin{aligned} \hat{A}_k &= \phi_k \sum_{t=k}^{\infty} (\lambda\gamma)^{t-k} (\sigma(\gamma\phi_{t+1} - \phi_t) + \\ &\quad (1 - \sigma)[\gamma \mathbb{E}_\pi \phi(S_{t+1}, \cdot) - \phi_t])^\top, \end{aligned} \quad (13)$$

$$\hat{b}_k = \sum_{t=k}^{\infty} (\lambda\gamma)^{t-k} R_t \phi_t. \quad (14)$$

Furthermore,

$$\begin{aligned} A_\sigma &= \Phi^\top \Xi (I - \gamma \lambda P^\mu)^{-1} ((1 - \sigma) \gamma P^\pi + \sigma \gamma P^\mu - I) \Phi, \\ b_\sigma &= \Phi \Xi (I - \gamma \lambda P^\mu)^{-1} (\sigma \mathcal{R}^\mu + (1 - \sigma) \mathcal{R}^\pi), \end{aligned} \quad (15)$$

Eq.(12) plays a critical role for our analysis, we provide its proof in Appendix A.

As the same discussion by Tsitsiklis and Van Roy (1997); Sutton, Mahmood, and White (2016), under the conditions of Proposition 4.8 proved by Bertsekas and Tsitsiklis (1995), if  $A_\sigma$  is a negative matrix, then  $\theta_k$  generated by iteration (10) is a convergent algorithm. By (12),  $\theta_k$  converges to the unique TD fixed point  $\theta^*$ :

$$A_\sigma \theta^* + b_\sigma = 0. \quad (16)$$

For on-policy case, for  $\forall \sigma \in [0, 1]$ ,

$$A_\sigma = \Phi^\top \Xi (I - \gamma \lambda P^\pi)^{-1} (\gamma P^\pi - I) \Phi. \quad (17)$$

It has been shown that  $A_\sigma$  in Eq.(17) is negative definite (e.g. section 9.4 in (Sutton and Barto 2018)), thus iteration (10) is a convergent algorithm: it converges to  $\theta^*$  satisfies (16).

Unfortunately, by the fact that the steady state-action distribution doesn't match the transition probability during off-policy learning,  $\forall \sigma \in (0, 1)$ ,  $A_\sigma$  may not have an analog of (17). Thus, unlike on-policy learning, there is no guarantee that  $A_\sigma$  keeps the negative definite property, thus  $\theta_k$  may diverge. We use a typical example to illustrate it.

### A Counter Unstable Example

The Figure 2 shows the numerical solution of the parameter  $\theta$  learned by (10) for the counterexample (Figure1). This simple example is very striking because the full-sampling and pure-expectation methods are arguably the simplest and best-understood methods and the linear, semi-gradient method is arguably the simplest and best-understood kind of function approximation. This result shows that even the simplest combination of full-sampling and pure-expectation with function approximation can be unstable if the updates are not done according to the on-policy distribution.

### Gradient Q( $\sigma, \lambda$ )

We have discussed the divergence of  $Q(\sigma, \lambda)$  with semi-gradient method. In this section, we propose a convergent and stable TD algorithm: gradient  $Q(\sigma, \lambda)$ .

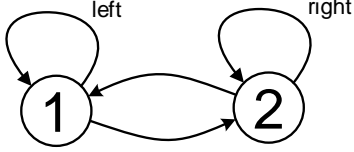


Figure 1: A Counter Example (Touati et al. 2018). We assign the features  $\{(1, 0)^\top, (2, 0)^\top, (0, 1)^\top, (0, 2)^\top\}$  to the state-action pairs  $\{(1, \text{right}), (2, \text{right}), (1, \text{left}), (2, \text{left})\}$ , the target policy  $\pi(\text{right}|\cdot) = 1$  and the behavior policy  $\mu(\text{right}|\cdot) = 0.5$ .

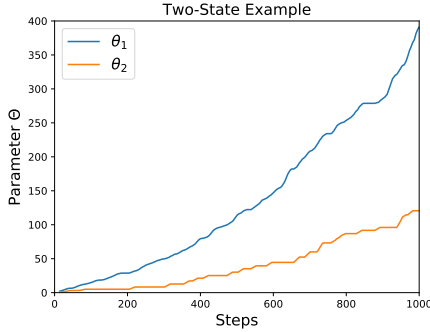


Figure 2: Demonstration of instability on the counter example. The components of parameter  $\theta$  are shown in the figure. The initial weights  $\theta = (2, 0)^\top$ ,  $\gamma = 0.99$ ,  $\lambda = 0.99$ . We run  $\sigma$  from 0 to 1 with step-size 0.01, and all the solutions are similar. We only show one result here.

## Objective Function

We derive the algorithm via MSPBE (Sutton et al. 2009):

$$\text{MSPBE}(\theta, \lambda) = \frac{1}{2} \|\Phi\theta - \Pi \mathcal{B}_{\sigma, \lambda}^{\pi, \mu}(\Phi\theta)\|_{\Xi}^2, \quad (18)$$

$$\theta^* = \arg \min_{\theta} \text{MSPBE}(\theta, \lambda),$$

where  $\Pi = \Phi(\Phi^\top \Xi \Phi)^{-1} \Phi^\top \Xi$  is an  $|\mathcal{S}| \times |\mathcal{S}|$  projection matrix which projects any value function into the space generated by  $\Phi$ . After some simple algebra, we can further rewrite  $\text{MSPBE}(\theta, \lambda)$  as a standard weight least-squares equation:

$$\text{MSPBE}(\theta, \lambda) = \frac{1}{2} \|A_\sigma \theta + b_\sigma\|_{M^{-1}}^2, \quad (19)$$

where  $M = \mathbb{E}[\phi_k \phi_k^\top] = \Phi^\top \Xi \Phi$ .

Now, We define the update rule as follows, for a given trajectory  $\{(S_k, A_k, R_k, S_{k+1})\}_{k \geq 0}$ ,  $\forall \lambda, \sigma \in [0, 1]$ :

$$e_k = \phi_k + \gamma \lambda e_{k-1},$$

$$\delta_k = R_k + \gamma \theta_k^\top (\sigma \phi_{k+1} + (1 - \sigma) \mathbb{E}_\pi \phi(S_{k+1}, \cdot)) - \theta_k^\top \phi_k,$$

$$\theta_{k+1} = \theta_k - \alpha_k \frac{1}{2} \nabla_{\theta} \text{MSPBE}(\theta, \lambda)|_{\theta=\theta_k}, \quad (20)$$

where  $\alpha_k > 0$  is step-size,  $\phi_k = \phi(S_k, A_k)$ ,  $e_k$  is trace vector and  $e_{-1} = 0$ . By Eq.(20), it is worth notice that the challenges of solving (18) are two-fold:

- The computational complexity of the invertible matrix  $M^{-1}$  is at least  $\mathcal{O}(p^3)$  (Golub and Van Loan 2012), where  $p$  is the dimension of feature space. Thus, it is too expensive to use gradient to solve the problem (18) directly.
- Besides, as pointed out by Szepesvá (2010) and Liu et al. (2015), we cannot get an unbiased estimate of  $\nabla_{\theta} \text{MSPBE}(\theta, \lambda) = A_\sigma^\top M^{-1} (A_\sigma \theta + b_\sigma)$ . In fact, since the update law of gradient involves the product of expectations, the unbiased estimate cannot be obtained via a single sample. It needs to sample twice, which is a double sampling problem. Secondly,  $M = \mathbb{E}[\phi_t \phi_t^\top]^{-1}$  cannot also be estimated via a single sample, which is the second bottleneck of applying stochastic gradient to solve problem (18).

We provide a practical way to solve the above problem in the next subsection.

## Algorithm Derivation

The gradient  $\nabla_{\theta} \text{MSPBE}(\theta, \lambda)$  in Eq.(20) can be replaced by the following equation:

$$\frac{1}{2} \nabla_{\theta} \text{MSPBE}(\theta, \lambda) = \nabla_{\theta} \mathbb{E}[\delta_k e_k]^\top \underbrace{\mathbb{E}[\phi_k \phi_k^\top]^{-1} \mathbb{E}[\delta_k e_k]}_{\stackrel{\text{def}}{=} \omega(\theta_k)}. \quad (21)$$

The proof of Eq.(21) is similar to the derivation in Chapter 7 of (Maei 2011), thus we omit its proof. Furthermore, the following Proposition 1 provides a new way to estimate  $\nabla_{\theta} \text{MSPBE}(\theta, \lambda)$ .

**Proposition 1.** Let  $e_t$  be the eligibility traces vector that is generated as  $e_k = \lambda \gamma e_{k-1} + \phi_k$ , let

$$\Delta_{k, \sigma} = \gamma \{ \sigma \phi_{k+1} + (1 - \sigma) \mathbb{E}_\pi \phi(S_{k+1}, \cdot) \} - \phi_k, \quad (22)$$

$$v_\sigma(\theta_k) = (1 - \sigma) \{ \mathbb{E}_\pi \phi(S_{k+1}, \cdot) - \lambda \phi_{k+1} \} e_k^\top + \sigma (1 - \lambda) \phi_{k+1} e_k^\top, \quad (23)$$

then the following holds,

$$\theta_{k+1} = \theta_k - \alpha_k \frac{1}{2} \nabla_{\theta} \text{MSPBE}(\theta, \lambda)|_{\theta=\theta_k}$$

$$= \theta_k - \alpha_k \mathbb{E}[\Delta_{k, \sigma} e_k^\top] \omega(\theta_k)$$

$$= \theta_k + \alpha_k \{ \mathbb{E}[\delta_k e_k] - \gamma \mathbb{E}[v_\sigma(\theta_k)] \omega(\theta_k) \}. \quad (24)$$

*Proof.* See Appendix B.  $\square$

It is too expensive to calculate inverse matrix  $\mathbb{E}[\phi_k \phi_k^\top]^{-1}$  in Eq.(21). In order to develop an efficient  $\mathcal{O}(p)$  algorithm, Sutton et al.(2009) use a weight-duplication trick. They propose the way to estimate  $\omega(\theta_k)$  on a fast timescale:

$$\omega_{k+1} = \omega_k + \beta_k (\delta_k e_k - \phi_k \omega_k^\top \phi_k). \quad (25)$$

Now, sampling from Eq.(24) directly, we define the update rule of  $\theta$  as follows,

$$\theta_{k+1} = \theta_k + \alpha_k (\delta_k e_k - \gamma v_\sigma(\theta_k) \omega_k) \quad (26)$$

where  $\delta_k, e_k$  is defined in Eq.(20),  $v_\sigma(\theta_k)$  is defined in Eq.(23) and  $\alpha_k, \beta_k$  are step-size. More details of gradient  $\mathcal{Q}(\sigma, \lambda)$  are summary in Algorithm 1.

---

**Algorithm 1** Gradient  $Q(\sigma, \lambda)$ 

---

**Require:** Initialize parameter  $\omega_0, v_0 = 0, \theta_0$  arbitrarily,  $\alpha_k > 0, \beta_k > 0$ .

**Given:** target policy  $\pi$ , behavior policy  $\mu$ .

**for**  $i = 0$  **to**  $n$  **do**

$e_{-1} = 0$ .

**for**  $k = 0$  **to**  $T_i$  **do**

Observe  $\{S_k, A_k, R_{k+1}, S_{k+1}\}$  by  $\mu$ .

**# Update traces**

$$e_k = \lambda \gamma e_{k-1} + \phi_k.$$

$$\delta_k = R_k + \gamma \{ \sigma \theta_k^\top \phi(S_{k+1}, A_{k+1}) + (1 - \sigma) \theta_k^\top \mathbb{E}_\pi \phi(S_{k+1}, \cdot) \} - \theta_k^\top \phi(S_k, A_k).$$

**# Update parameter**

$$v_{k+1} = \sigma(1 - \lambda) \phi(S_{k+1}, A_{k+1}) e_k^\top + (1 - \sigma) \{ \mathbb{E}_\pi \phi(S_{k+1}, \cdot) - \lambda \phi(S_{k+1}, A_{k+1}) \} e_k^\top.$$

$$\theta_{k+1} = \theta_k + \alpha_k (\delta_k e_k - \gamma v_k \omega_k).$$

$$\omega_{k+1} = \omega_k + \beta_k \{ \delta_k e_k - \phi(S_k, A_k) \omega_k^\top \phi(S_k, A_k) \}.$$

**end for**

**end for**

**Output:**  $\theta$

---

### Convergence Analysis

We need some additional assumptions to present the convergent of Algorithm 1.

**Assumption 1.** The positive sequence  $\{\alpha_k\}_{k \geq 0}, \{\beta_k\}_{k \geq 0}$  satisfy  $\sum_{k=0}^{\infty} \alpha_k = \sum_{k=0}^{\infty} \beta_k = \infty, \sum_{k=0}^{\infty} \alpha_k^2 < \infty, \sum_{k=0}^{\infty} \beta_k^2 < \infty$  with probability one.

**Assumption 2** (Boundedness of Feature, Reward and Parameters(Liu et al. 2015)). (1)The features  $\{\phi_t, \phi_{t+1}\}_{t \geq 0}$  have uniformly bounded second moments, where  $\phi_t = \phi(S_t), \phi_{t+1} = \phi(S_{t+1})$ . (2)The reward function has uniformly bounded second moments. (3)There exists a bounded region  $D_\theta \times D_\omega$ , such that  $\forall (\theta, \omega) \in D_\theta \times D_\omega$ .

Assumption 2 guarantees that the matrices  $A_\sigma$  and  $M$ , and vector  $b_\sigma$  are uniformly bounded. After some simple algebra, we have  $A_\sigma = \mathbb{E}[e_k \Delta_{k,\sigma}]$ , see Appendix C. The following Assumption 3 implies  $A_\sigma^{-1}$  is well-defined.

**Assumption 3.**  $A_\sigma = \mathbb{E}[e_k \Delta_{k,\sigma}]$  is non-singular, where  $\Delta_{k,\sigma}$  is defined in Eq.(22).

**Theorem 1** (Convergence of Algorithm 1). Consider the iteration  $(\theta_k, \omega_k)$  generated by (26) and (25), if  $\beta_k = \eta_k \alpha_k, \eta_k \rightarrow 0$ , as  $k \rightarrow \infty$ , and  $\alpha_k, \beta_k$  satisfies Assumption 1. The sequence  $\{(\phi_k, R_k, \phi_{k+1})\}_{k \geq 0}$  satisfies Assumption 2. Furthermore,  $A_\sigma = \mathbb{E}[e_k \Delta_{k,\sigma}]$  satisfies Assumption 3. Let

$$G(\omega, \theta) = A_\sigma^\top M^{-1} (A_\sigma \theta + b_\sigma), \quad (27)$$

$$H(\omega, \theta) = A_\sigma \theta + b_\sigma - M\omega. \quad (28)$$

Then  $(\theta_k, \omega_k)$  converges to  $(\theta^*, \omega^*)$  with probability one, where  $(\theta^*, \omega^*)$  is the unique global asymptotically stable equilibrium w.r.t ordinary differential equation (ODE)  $\dot{\theta}(t) = G(\Omega(\theta), \theta), \dot{\omega}(t) = H(\omega, \theta)$  correspondingly, and  $\Omega(\theta): \theta \mapsto M^{-1}(A_\sigma \theta + b_\sigma)$ .

*Proof.* The ODE method (see Lemma 1; Appendix D) is our

main tool to prove Theorem 1. Let

$$M_k = \delta_k e_k - \gamma v_\sigma(\theta_k) \omega_k - M^{-1} (A_\sigma \theta_k + b_\sigma), \quad (29)$$

$$N_k = (\hat{A}_k - A_\sigma) \theta_k + (\hat{b}_k - b_\sigma) - (\hat{M}_k - M) \omega_k. \quad (30)$$

Then, we rewrite the iteration (26) and (25) as follows,

$$\theta_{k+1} = \theta_k + \alpha_k (M^{-1} (A_\sigma \theta_k + b_\sigma) + M_k), \quad (31)$$

$$\omega_{k+1} = \omega_k + \beta_k (H(\theta_k, \omega_k) + N_k). \quad (32)$$

The Lemma 1 requires us to verify the following 4 steps.

**Step 1: (Verifying the condition A2)** Both of the functions  $G$  and  $H$  are Lipschitz functions.

By Assumption 2-3,  $A_\sigma, b$  and  $M$  are uniformly bounded, thus it is easy to check  $G$  and  $H$  are Lipschitz functions.

**Step 2: (Verifying the condition A3)** Let the  $\sigma$ -field  $\mathcal{F}_k = \sigma\{\theta_t, \omega_t; t \leq k\}$ , then  $\mathbb{E}[M_k | \mathcal{F}_k] = \mathbb{E}[N_k | \mathcal{F}_k] = 0$ . Furthermore, there exists non-negative a constant  $K > 0$ , s.t.  $\{M_k\}_{k \in \mathbb{N}}$  and  $\{N_k\}_{k \in \mathbb{N}}$  are square-integrable with

$$\mathbb{E}[\|M_k\|^2 | \mathcal{F}_k], \mathbb{E}[\|N_k\|^2 | \mathcal{F}_k] \leq K(1 + \|\theta_k\|^2 + \|\omega_k\|^2). \quad (33)$$

By Eq.(24),  $\mathbb{E}[M_k | \mathcal{F}_k] = 0$ . With  $\mathbb{E}[\hat{A}_k] = A_\sigma, \mathbb{E}[\hat{b}_k] = b_\sigma, \mathbb{E}[\hat{M}_k] = M$ , we have  $\mathbb{E}[N_k | \mathcal{F}_k] = 0$ . By Assumption 2, Eq.(13) and Eq.(14), there exists non-negative constants  $K_1, K_2, K_3$  such that  $\{\|\hat{A}_k\|^2, \|A_\sigma\|^2\} \leq K_1, \{\|\hat{b}_k\|^2, \|b_\sigma\|^2\} \leq K_2, \{\|\hat{M}_k\|^2, \|M\|^2\} \leq K_3$ , which implies all above terms are bounded. Thus, there exists a non-negative constant  $\tilde{K}_1$  s.t the following Eq.(34) holds,

$$\begin{aligned} & \mathbb{E}[\|N_k\|^2 | \mathcal{F}_k] \\ & \leq \mathbb{E} \left[ (\|(\hat{A}_k - A_\sigma) \theta_k\| + \|\hat{b}_k - b_\sigma\| + \|(\hat{M}_k - M) \omega_k\|)^2 \middle| \mathcal{F}_k \right] \\ & \leq \tilde{K}_1^2 (1 + \|\theta_k\|^2 + \|\omega_k\|^2). \end{aligned} \quad (34)$$

Similarly, by Assumption 2,  $R_k, \phi_k$  have uniformly bounded second, then  $\mathbb{E}[\|M_k\|^2 | \mathcal{F}_k] \leq \tilde{K}_2^2 (1 + \|\theta_k\|^2 + \|\omega_k\|^2)$  holds for a constant  $\tilde{K}_2 > 0$ . Thus, Eq.(33) holds.

**Step 3: (Verifying the condition A4)** For each  $\theta \in \mathbb{R}^p$ , the ODE  $\dot{\omega}(t) = H(\omega(t), \theta)$  has a unique global asymptotically stable equilibrium  $\Omega(\theta)$  such that:  $\Omega(\theta): \mathbb{R}^p \rightarrow \mathbb{R}^k$  is Lipschitz.

For a fixed  $\theta$ , let  $H_\infty(\omega, \theta) = \lim_{r \rightarrow \infty} \frac{H(r\omega(t), \theta)}{r} = M\omega(t)$ . We consider the ODE

$$\dot{\omega}(t) = H_\infty(\omega, \theta) = M\omega(t). \quad (35)$$

Assumption 3 implies that  $M$  is a positive definite matrix, thus, for ODE (35), origin is a globally asymptotically stable equilibrium. Thus, for a fixed  $\theta$ , by Assumption 3,

$$\omega^* = M^{-1} (A_\sigma \theta + b_\sigma) \quad (36)$$

is the unique globally asymptotically stable equilibrium of ODE  $\dot{\omega}(t) = A_\sigma \theta + b_\sigma - M\omega(t) \stackrel{(28)}{=} H(\omega(t), \theta)$ . Let  $\Omega(\theta): \theta \mapsto M^{-1} (A_\sigma \theta + b_\sigma)$ , it is obvious  $\Omega$  is Lipschitz.

**Step 4: (Verifying the condition A5)** The ODE  $\dot{\theta}(t) = G(\Omega(\theta(t)), \theta(t))$  has a unique global asymptotically stable equilibrium  $\theta^*$ .

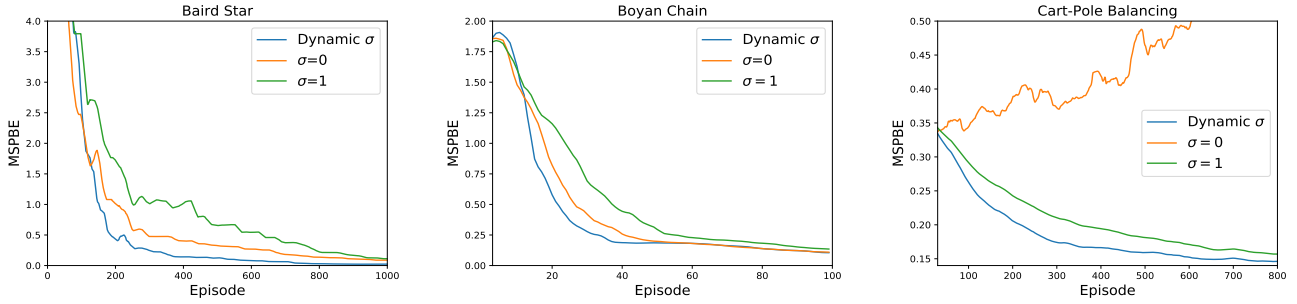


Figure 3: MSPBE comparison with different  $\sigma$ :  $\sigma = 0$  (pure-expectation),  $\sigma = 1$  (full-sampling). Dynamic  $\sigma \in (0, 1)$ .

Let  $G_\infty(\theta) = \lim_{r \rightarrow \infty} \frac{G(r\theta, \omega)}{r} = A_\sigma^\top M^{-1} A_\sigma \theta$ . We consider the following ODE

$$\dot{\theta}(t) = G_\infty(\theta(t)). \quad (37)$$

By Assumption 2-3,  $A_\sigma$  is invertible and  $M^{-1}$  is positive definition, thus  $A_\sigma^\top M^{-1} A_\sigma$  is a positive defined matrix. Thus the ODE (37) has unique global asymptotically stable equilibrium: origin point. Now, let's consider the iteration (26)/(31) associated with the ODE  $\dot{\theta}(t) = (\gamma \mathbb{E}[\sigma \phi_{k+1} + (1-\sigma) \mathbb{E}_\pi[\phi(S_{k+1}, \cdot)]] e_k^\top M^{-1} - I) \mathbb{E}[\delta_k e_k | \theta(t)]$ , which can be rewritten as follows,

$$\dot{\theta}(t) = \mathbb{E}[\Delta_{k,\sigma} e_k^\top] M^{-1} (A_\sigma \theta(t) + b_\sigma) \quad (38)$$

$$= A_\sigma^\top M^{-1} (A_\sigma \theta(t) + b_\sigma) \stackrel{(27)}{=} G(\theta(t)), \quad (39)$$

Eq.(39) holds due to  $\mathbb{E}[\delta_k e_k | \theta(t)] = A_\sigma \theta(t) + b_\sigma$ . By Assumption 3,  $A_\sigma$  is invertible, then

$$\theta^* = -A_\sigma^{-1} b_\sigma \quad (40)$$

is the unique global asymptotically stable equilibrium of ODE (39).

Since then, we have verified all the conditions of Lemma 1, thus the following almost surely

$$(\theta_k, \omega_k) \rightarrow (\theta^*, \omega^*), \text{ as } k \rightarrow \infty,$$

where  $\omega^*$  is defined in (36),  $\theta^*$  is defined in (40).  $\square$

## Experiment

In this section, we test both policy evaluation and control capability of the proposed  $GQ(\sigma, \lambda)$  algorithm and validate the trade-off between full-sampling and pure-expectation on some standard domains. In this section, for all experiments, we set the hyper parameter  $\sigma$  as follows,  $\sigma \sim \mathcal{N}(\mu, 0.01^2)$ , where  $\mu$  ranges dynamically from 0.02 to 0.98 with step of 0.02, and  $\mathcal{N}(\cdot, 0.01^2)$  is Gaussian distribution with standard deviation 0.01. In the following paragraph, we use the term *dynamic*  $\sigma$  to represent the above way to set  $\sigma$ .

### Policy Evaluation Task

We employ three typical domains in RL for policy evaluation: Baird Star (Baird 1995), Boyan Chain (Boyan 2002) and linearized Cart-Pole balancing.

**Domains** Baird Star is a well known example for divergence in off-policy TD learning, which considers 7-state  $\mathcal{S} = \{s_1, \dots, s_7\}$  and  $\mathcal{A} = \{\text{dashed}, \text{solid}\}$ . The behavior policy  $\mu$  selects the dashed and solid actions with  $\mu(\text{dashed}|\cdot) = \frac{6}{7}$  and  $\mu(\text{solid}|\cdot) = \frac{1}{7}$ . The target policy always takes the solid:  $\pi(\text{solid}|\cdot) = 1$ .

The second benchmark MDP is the classic chain example from (Boyan 2002), which considers a chain of 14 states  $\mathcal{S} = \{s_1, \dots, s_{14}\}$ . Each transition from state  $s_i$  results in state  $s_{i+1}$  or  $s_{i+2}$  with equal probability and a reward of  $-3$ . The behavior policy we chose is random.

For the limitation of space, we provide more details of the dynamics of Boyan Chain and Baird Star, chosen policy and features in Appendix E.

Cart-Pole balancing is widely used for many RL tasks. According to (Dann, Neumann, and Peters 2014), the target policy we use in this section is the optimal policy  $\pi^*(a|s) = \mathcal{N}(a | \beta_1^* \top s, (\sigma_1^*)^2)$ , where the hyper parameters  $\beta_1^*$  and  $\sigma_1^*$  are computed using dynamic programming. The feature chosen according to (Dann, Neumann, and Peters 2014) is a imperfect feature set:  $\phi(s) = (1, s_1^2, s_2^2, s_3^2, s_4^2)^\top$ , where  $s = (s_1, s_2, s_3, s_4)^\top$ .

**Performance Measurement** In this section, we use the empirical MSPBE  $= \frac{1}{2} \|\hat{b}_\sigma - \hat{A}_\sigma \theta\|_{\hat{M}^{-1}}^2$  to evaluate the performance of all the algorithms, where we evaluate  $\hat{A}_\sigma$ ,  $\hat{b}_\sigma$ , and  $\hat{M}$  according to their unbiased estimates (13), (14) and  $\phi_k \phi_k^\top$ , the features are presented in Appendix E.

**Results Report** Figure 3 shows the results with dynamic  $\sigma$  achieves the best performance on all the three domains. Our results show that an intermediate value of  $\sigma$ , which results in a mixture of the full-sampling and pure-expectation algorithms, performs better than either extreme ( $\sigma = 0$  or  $1$ ). This validates the trade-off between full-sampling and pure-expectation for policy evaluation in standard domains, which also give us some insights that unifying some disparate existing method can create a better performing algorithm.

### Control Task

In this section, we test the control capability of  $GQ(\sigma, \lambda)$  algorithm on mountain car domain, where the agent considers the task of driving an underpowered car up a steep mountain road. The agent receives a reward of  $-1$  at every step un-

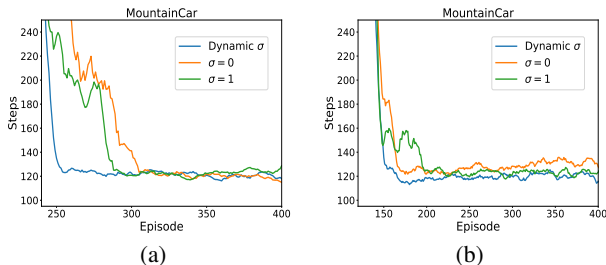


Figure 4: Comparison of empirical performance with different step-size: (a)  $\alpha_k = 0.001$ , (b)  $\alpha_k = 0.002$ .

til it reaches the goal region at the top of the hill. Since the state space of this domain is continuous, we use the open tile coding software<sup>2</sup> to extract feature of states.

**Empirical Performance Comparison** The performance shown in Figure 4 is an average of 100 runs, and each run contains 400 episodes. We set  $\lambda = 0.99$ ,  $\gamma = 0.99$ , and step-size  $\alpha_k = \{10^{-2}, 2 \times 10^{-2}, 10^{-3}, 2 \times 10^{-3}\}$ ,  $\eta_k = \{2^0, 2^{-1}, \dots, 2^{-10}\}$ .

The result in Figure 4 shows that  $GQ(\sigma, \lambda)$  with an intermediate  $\sigma$  (between 0 and 1) has a better performance than the extreme case ( $\sigma = 0$  and 1). This experiment further validates that unifying some existing algorithms can create a better algorithm for RL.

**Variance Comparison** Now, we investigate and survey the variance of the performance of  $GQ(\sigma, \lambda)$  during training. All parameters are set as before. We run the size of feature maps  $p$  from  $2^7$  to  $2^{11}$ . The outcomes related to different  $p$  are very similar, so we only show the results of  $p = 1024$ .

Result in Figure 5 shows that the performance with the least variance is neither  $\sigma = 0$  nor  $\sigma = 1$ , but the dynamic  $\sigma$  reaches the least variance.

**Overall Presentation** Now, we give more comprehensive results of the trade-off between full-sampling and pure-expectation.

Case	I	II	III
Percentage	42.2%	24.1%	33.7%

Table 1: Overall data statistics.

We statistic of the number of  $\sigma$  happens for the following three case, (I)  $GQ(\sigma, \lambda)$  performs better than both  $\sigma = 0$  and  $\sigma = 1$ . (II)  $GQ(\sigma, \lambda)$  performs better than one of  $\sigma = 0$  and  $\sigma = 1$ . (III)  $GQ(\sigma, \lambda)$  performs worse than both  $\sigma = 0$  and  $\sigma = 1$ . The setting of  $\sigma$  is the same as the previous section, and the total number of  $\sigma$  reaches 51.

<sup>2</sup><http://incompleteideas.net/rlai.cs.ualberta.ca/RLAI/RLtoolkit/tilecoding.html>

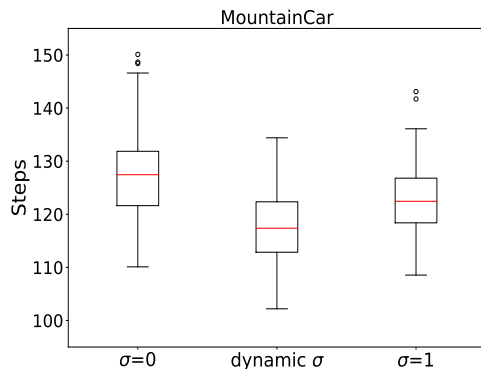


Figure 5: Comparison of variance. Figure shows the results of  $p = 1024$ .

Case	$p = 512$	$p = 1024$	$p = 2048$	
$\alpha = 0.001$	I	69.8%	20.4%	55.1%
	II	14.1%	36.7%	20.4%
	III	16.1%	42.9%	24.5%
$\alpha = 0.002$	I	53.1%	6.1%	49.0%
	II	38.8%	16.3%	18.4%
	III	8.1%	77.6%	32.6%

Table 2: Percentage under various parameters.

Table 1 shows that  $GQ(\sigma, \lambda)$  performs better than both  $\sigma = 0$  and  $\sigma = 1$  with a more significant number than case II and III. Table 2 implies the  $GQ(\sigma, \lambda)$  reaches the best performance and the advantage is more significant for  $p = 512$  and 2048.

This experiment further illustrates the trade-off between full-sampling and pure-expectation in RL for control tasks.

## Conclusions

In this paper, we study tabular  $Q(\sigma, \lambda)$  with function approximation. We analyze divergence in  $Q(\sigma, \lambda)$  with semi-gradient method. To address the instability of semi-gradient  $Q(\sigma, \lambda)$  algorithm, we propose  $GQ(\sigma, \lambda)$  algorithm. Our theoretical results have given a guarantee of convergence for the combination of full-sampling algorithm and pure-expectation algorithm, which is of great significance in reinforcement learning algorithms with function approximation. Finally, we conduct extensive experiments on some standard domains to show that  $GQ(\sigma, \lambda)$  with an value  $\sigma \in (0, 1)$  that results in a mixture of the full-sampling with pure-expectation methods, performs better than either extreme  $\sigma = 0$  or  $\sigma = 1$ .

## References

- Baird, L. 1995. Residual algorithms: Reinforcement learning with function approximation. In *Machine Learning Proceedings 1995*. 30–37.
- Bellman Richard, E. 1957. *Dynamic programming*. Princeton University Press.

- Bertsekas, D. P., and Tsitsiklis, J. N. 1995. Neuro-dynamic programming: an overview. In *Proceedings of 1995 34th IEEE Conference on Decision and Control*, volume 1, 560–564. IEEE.
- Borkar, V. S., and Meyn, S. P. 2000. The ode method for convergence of stochastic approximation and reinforcement learning. *SIAM Journal on Control and Optimization* 38(2):447–469.
- Borkar, V. S. 1997. Stochastic approximation with two time scales. *Systems & Control Letters* 29(5):291–294.
- Boyan, J. A. 2002. Technical update: Least-squares temporal difference learning. *Machine learning* 49(2-3):233–246.
- Dann, C.; Neumann, G.; and Peters, J. 2014. Policy evaluation with temporal differences: A survey and comparison. *The Journal of Machine Learning Research* 15(1):809–883.
- De Asis, K.; Hernandez-Garcia, J. F.; Holland, G. Z.; and Sutton, R. S. 2018. Multi-step reinforcement learning: A unifying algorithm. *Association for the Advancement of Artificial Intelligence (AAAI)*.
- Golub, G. H., and Van Loan, C. F. 2012. *Matrix computations*, volume 3.
- Harutyunyan, A.; Bellemare, M. G.; Stepleton, T.; and Munos, R. 2016.  $Q(\lambda)$  with off-policy corrections. In *International Conference on Algorithmic Learning Theory*, 305–320.
- Liu, B.; Liu, J.; Ghavamzadeh, M.; Mahadevan, S.; and Petrik, M. 2015. Finite-sample analysis of proximal gradient td algorithms. In *UAI*, 504–513.
- Maei, H. R. 2011. *Gradient temporal-difference learning algorithms*. University of Alberta Edmonton, Alberta.
- Precup, D.; Sutton, R. S.; and Singh, S. P. 2000. Eligibility traces for off-policy policy evaluation. In *International Conference on Machine Learning*, 759–766.
- Puterman, M. L. 2014. *Markov decision processes: discrete stochastic dynamic programming*. John Wiley & Sons.
- Rummery, G. A., and Niranjan, M. 1994. *On-line Q-learning using connectionist systems*, volume 37. University of Cambridge, Department of Engineering.
- Singh, S.; Jaakkola, T.; Littman, M. L.; and Szepesvári, C. 2000. Convergence results for single-step on-policy reinforcement-learning algorithms. *Machine learning* 38(3):287–308.
- Sutton, R. S., and Barto, A. G. 1998. *Reinforcement learning: An introduction*. MIT press.
- Sutton, R. S., and Barto, A. G. 2018. *Reinforcement learning: An introduction*. MIT press.
- Sutton, R. S.; Maei, H. R.; Precup, D.; Bhatnagar, S.; Silver, D.; Szepesvári, C.; and Wiewiora, E. 2009. Fast gradient-descent methods for temporal-difference learning with linear function approximation. In *Proceedings of the 26th Annual International Conference on Machine Learning*, 993–1000. ACM.
- Sutton, R. S.; Mahmood, A. R.; and White, M. 2016. An emphatic approach to the problem of off-policy temporal-difference learning. *The Journal of Machine Learning Research* 17(1):2603–2631.
- Sutton, R. S. 1988. Learning to predict by the methods of temporal differences. *Machine learning* 3(1):9–44.
- Szepesvári, C. 2010. Algorithms for reinforcement learning. *Synthesis lectures on artificial intelligence and machine learning* 4(1):1–103.
- Touati, A.; Bacon, P.-L.; Precup, D.; and Vincent, P. 2018. Convergent tree-backup and retrace with function approximation. In *International Conference on Machine Learning (ICML)*.
- Tsitsiklis, J. N., and Van Roy, B. 1997. Analysis of temporal-difference learning with function approximation. In *Advances in neural information processing systems*, 1075–1081.
- Van Seijen, H.; Van Hasselt, H.; Whiteson, S.; and Wiering, M. 2009. A theoretical and empirical analysis of expected sarsa. In *Adaptive Dynamic Programming and Reinforcement Learning, 2009.*, 177–184.
- Watkins, C. J. C. H. 1989. *Learning from delayed rewards*. Ph.D. Dissertation, King’s College, Cambridge.
- Yang, L.; Shi, M.; Zheng, Q.; Meng, W.; and Pan, G. 2018. A unified approach for multi-step temporal-difference learning with eligibility traces in reinforcement learning. In *27th International Joint Conference on Artificial Intelligence*, 2984–2990.



## Appendix A

### Proof of Eq.(12)

Let  $P_\lambda^\pi = (1 - \lambda) \sum_{\ell=0}^{\infty} \gamma^\ell \lambda^\ell (P^\pi)^{\ell+1}$ ,  $\mathcal{R}_\lambda^\pi = \sum_{\ell=0}^{\infty} \gamma^\ell \lambda^\ell (P^\pi)^\ell \mathcal{R}^\pi$ .

**Step1:** If  $A_k = \phi_k \{ \sum_{t=k}^{\infty} (\gamma\lambda)^{t-k} (\phi_t - \gamma\phi_{t+1})^\top \}$ , then

$$\begin{aligned}
\mathbb{E}[A_k] &= \Phi^\top \Xi (I - \gamma\lambda P^\mu)^{-1} (I - \gamma P^\mu) \Phi. \\
&= \sum_{t=k}^{\infty} (\gamma\lambda)^{t-k} (\phi_t - \gamma\phi_{t+1})^\top \\
&= \lim_{n \rightarrow \infty} \left[ \sum_{t=k}^n (\gamma\lambda)^{t-k} (\phi_t - \gamma\phi_{t+1})^\top \right] \\
&= \lim_{n \rightarrow \infty} \left[ \phi_k^\top - \gamma\phi_{k+1}^\top + \sum_{t=k+1}^n (\gamma\lambda)^{t-k} \phi_t^\top - \gamma \sum_{t=k+1}^n (\gamma\lambda)^{t-k} \phi_{t+1}^\top \right] \\
&= \lim_{n \rightarrow \infty} \left[ \phi_k^\top + \sum_{t=k}^{n-1} (\gamma\lambda)^{t+1-k} \phi_{t+1}^\top - \gamma \sum_{t=k}^n (\gamma\lambda)^{t-k} \phi_{t+1}^\top \right] \\
&= \lim_{n \rightarrow \infty} \left[ \phi_k^\top + \gamma\lambda \sum_{t=k}^{n-1} (\gamma\lambda)^{t-k} \phi_{t+1}^\top - \gamma \sum_{t=k}^n (\gamma\lambda)^{t-k} \phi_{t+1}^\top \right] \\
&= \lim_{n \rightarrow \infty} \left[ \phi_k^\top - \gamma(1 - \lambda) \sum_{t=k}^{n-1} (\gamma\lambda)^{t-k} \phi_{t+1}^\top - \gamma^{n-k+1} \lambda^{n-k} \phi_{n+1}^\top \right] \\
&= \phi_k^\top - \gamma(1 - \lambda) \sum_{t=k}^{\infty} (\gamma\lambda)^{t-k} \phi_{t+1}^\top.
\end{aligned}$$

For a stable behavior policy  $\mu$ , we have  $\mathbb{E}[A_k] = \mathbb{E}[A_0]$ . Thus,

$$\begin{aligned}
\mathbb{E}[A_k] &= \mathbb{E}[\phi_k \phi_k^\top] - \gamma \mathbb{E} \left[ (1 - \lambda) \sum_{t=0}^{\infty} (\gamma\lambda)^t \phi_{t+1}^\top \right] \\
&= \Phi^\top \Xi \Phi - \gamma \Phi^\top \Xi P_\lambda^\mu \Phi \\
&= \Phi^\top \Xi \left\{ I - \gamma(1 - \lambda) \sum_{\ell=0}^{\infty} \gamma^\ell \lambda^\ell (P^\mu)^{\ell+1} \right\} \Phi \\
&= \Phi^\top \Xi \left\{ I - \gamma(1 - \lambda) (I - \gamma\lambda P^\mu)^{-1} P^\mu \right\} \Phi \\
&= \Phi^\top \Xi (I - \gamma\lambda P^\mu)^{-1} (I - \gamma P^\mu) \Phi.
\end{aligned} \tag{41}$$

By the identity  $P_\lambda^\mu = (1 - \lambda) \sum_{\ell=0}^{\infty} \gamma^\ell \lambda^\ell (P^\mu)^{\ell+1}$ , thus (41) holds.

**Step2:** If  $A_k = \phi_k \{ \sum_{t=k}^{\infty} (\gamma\lambda)^{t-k} (\phi_t - \gamma \mathbb{E}_\pi[\phi(S_{t+1}, \cdot)])^\top \}$ , then

$$\mathbb{E}[A_k] = \Phi^\top \Xi (I - \gamma\lambda P^\mu)^{-1} (I - \gamma P^\pi) \Phi.$$

Under Assumption 1 and it is similar to the proof in step 1, then we have,

$$\begin{aligned}
\sum_{t=k}^{\infty} (\gamma\lambda)^{t-k} (\phi_t - \gamma \mathbb{E}_\pi[\phi(S_{t+1}, \cdot)])^\top &= \phi_k^\top - \gamma(1 - \lambda) \sum_{t=k}^{\infty} (\gamma\lambda)^{t-k} \mathbb{E}_\pi[\phi^\top(S_{t+1}, \cdot)] \\
&= \phi_k^\top - \gamma(1 - \lambda) \sum_{t=0}^{\infty} (\gamma\lambda)^t \mathbb{E}_\pi[\phi^\top(S_{t+1}, \cdot)]
\end{aligned}$$

Let  $\mathcal{E}_t = \cup_{i=0}^t \{(A_i, S_i, R_i)\}$ ,  $\mathcal{F}_t = \mathcal{E}_t \cup \{S_{t+1}\}$ , then

$$\begin{aligned}
\mathbb{E} \left[ \sum_{t=0}^{\infty} (\gamma\lambda)^t \mathbb{E}_{\pi} [\phi^{\top}(S_{t+1}, \cdot)] \right] &= \sum_{t=0}^{\infty} (\gamma\lambda)^t \mathbb{E}_{\mathcal{F}_t} \left[ \mathbb{E}_{\pi} [\phi^{\top}(S_{t+1}, \cdot)] \right] \\
&= \sum_{t=0}^{\infty} (\gamma\lambda)^t \mathbb{E}_{\mathcal{E}_t} \left\{ \mathbb{E}_{S_{t+1} \sim \mathcal{P}(\cdot | A_t, S_t)} \left[ \mathbb{E}_{\pi} [\phi^{\top}(S_{t+1}, \cdot)] \right] \right\} \\
&= \sum_{t=0}^{\infty} (\gamma\lambda)^t \mathbb{E}_{\mathcal{E}_t} \left\{ \sum_{a \in \mathcal{A}} \sum_{s \in \mathcal{S}} \mathcal{P}(s | S_t, A_t) \pi(s, a) \phi(s, a) \right\} \\
&= \sum_{t=0}^{\infty} (\gamma\lambda)^t \mathbb{E}_{\mathcal{E}_t} \{ P^{\pi} \phi_t \} \\
&= \sum_{t=0}^{\infty} (\gamma\lambda)^t \mathbb{E}_{\mathcal{E}_{t-1}} \left\{ \sum_{a \in \mathcal{A}} \sum_{s \in \mathcal{S}} \mathcal{P}(s | S_{t-1}, A_{t-1}) \mu(s, a) P^{\pi} \phi_t \right\} \\
&= \sum_{t=0}^{\infty} (\gamma\lambda)^t \mathbb{E}_{\mathcal{E}_{t-1}} \{ P^{\mu} P^{\pi} \phi_t \} \\
&= \sum_{t=0}^{\infty} (\gamma\lambda)^t \mathbb{E}_{\mathcal{E}_{t-2}} \{ (P^{\mu})^2 P^{\pi} \phi_{t-2} \} \\
&= \sum_{t=0}^{\infty} (\gamma\lambda)^t \mathbb{E} \{ (P^{\mu})^t P^{\pi} \phi_0 \}.
\end{aligned}$$

$$\begin{aligned}
\mathbb{E}[A_k] &= \mathbb{E} \left[ \phi_k \left\{ \sum_{t=k}^{\infty} (\gamma\lambda)^{t-k} (\phi_t - \gamma \mathbb{E}_{\pi} [\phi(S_{t+1}, \cdot)])^{\top} \right\} \right] \\
&= \mathbb{E} \left[ \phi_k \left\{ \phi_k^{\top} - \gamma(1-\lambda) \sum_{t=0}^{\infty} (\gamma\lambda)^t \mathbb{E}_{\pi} [\phi^{\top}(S_{t+1}, \cdot)] \right\} \right] \\
&= \mathbb{E} [\phi_k \phi_k^{\top}] - \gamma(1-\lambda) \sum_{t=0}^{\infty} (\gamma\lambda)^t \mathbb{E} \left\{ \phi_k^{\top} (P^{\mu})^t P^{\pi} \phi_t \right\} \\
&= \mathbb{E} \left[ \phi_0 \left( \sum_{t=0}^{\infty} (\gamma\lambda)^t (P^{\mu})^t \right) (I - \gamma P^{\pi}) \phi_0^{\top} \right] \\
&= \Phi^{\top} \Xi (I - \gamma \lambda P^{\mu})^{-1} (I - \gamma P^{\pi}) \Phi.
\end{aligned}$$

**Step3:** Combining the step1 and step2, we have:

$$A_{\sigma} = \Phi^{\top} \Xi (I - \gamma \lambda P^{\mu})^{-1} ((1 - \sigma) \gamma P^{\pi} + \sigma \gamma P^{\mu} - I) \Phi.$$

The proof of  $\mathbb{E}[\hat{b}_k]$  is similar to above steps and we omit it.

$$b_{\sigma} = \Phi \Xi (I - \gamma \lambda P^{\mu})^{-1} (\sigma R^{\mu} + (1 - \sigma) R^{\pi}).$$

**Step4:** Taking expectation of Eq.(10), by Step 1, Step 2 and Step 3, we have Eq.(12).

## Appendix B: Proof of Proposition 1

**Proposition 1** Let  $e_t$  be the eligibility traces vector that is generated as  $e_k = \lambda\gamma e_{k-1} + \phi_k$ , let

$$\begin{aligned}\Delta_{\sigma,k} &= \gamma\{\sigma\phi_{k+1} + (1-\sigma)\mathbb{E}_\pi\phi(S_{k+1}, \cdot)\} - \phi_k, \\ v_\sigma(\theta_k) &= (1-\sigma)\{\mathbb{E}_\pi\phi(S_{k+1}, \cdot) - \lambda\phi_{k+1}\}e_k^\top + \sigma(1-\lambda)\phi_{k+1}e_k^\top,\end{aligned}$$

then we have

$$\begin{aligned}\theta_{k+1} &= \theta_k - \alpha_k \frac{1}{2} \nabla_\theta \text{MSPBE}(\theta, \lambda)|_{\theta=\theta_k} \\ &= \theta_k - \alpha_k \mathbb{E}[\Delta_{\sigma,k} e_k^\top] \omega(\theta_k) \\ &= \theta_k + \alpha_k \{\mathbb{E}[\delta_k e_k] - \gamma \mathbb{E}[v_\sigma(\theta_k)] \omega(\theta_k)\}.\end{aligned}$$

*Proof.* Let us calculate  $\text{MSPBE}(\theta, \lambda)$  directly,

$$\begin{aligned}& -\frac{1}{2} \nabla_\theta \text{MSPBE}(\theta, \lambda)|_{\theta=\theta_k} \\ &= -\frac{1}{2} \nabla_\theta \left( \mathbb{E}[\delta_k e_k]^\top \mathbb{E}[\phi_k \phi_k^\top]^{-1} \mathbb{E}[\delta_k e_k] \right) \\ &= -(\nabla_\theta \mathbb{E}[\delta_k e_k]^\top) \mathbb{E}[\phi_k \phi_k^\top]^{-1} \mathbb{E}[\delta_k e_k] \\ &= -\mathbb{E} \left[ \underbrace{\left( \gamma(\sigma\phi_{k+1} + (1-\sigma)\mathbb{E}_\pi\phi(S_{k+1}, \cdot)) - \phi_k \right)}_{\Delta_{\sigma,k}} e_k^\top \right] \omega(\theta_k) \\ &= -\mathbb{E} \left[ \left( \gamma(\sigma\phi_{k+1} + (1-\sigma)\mathbb{E}_\pi\phi(S_{k+1}, \cdot)) e_k^\top - \phi_k e_k^\top \right) \omega(\theta_k) \right] \\ &= \mathbb{E} \left[ \phi_k \phi_k^\top + \phi_{k+1} \gamma \lambda e_k^\top - \gamma(\sigma\phi_{k+1} + (1-\sigma)\mathbb{E}_\pi\phi(S_{k+1}, \cdot)) e_k^\top \right] \omega(\theta_k) \\ &= \mathbb{E}[\delta_k e_k] - \gamma \mathbb{E} \left[ \sigma(1-\lambda)\phi_{k+1} e_k^\top + (1-\sigma) \left( \mathbb{E}_\pi\phi(S_{k+1}, \cdot) - \lambda\phi_{k+1} \right) e_k^\top \right] \omega(\theta). \tag{42}\end{aligned}$$

Taking Eq.(42) into Eq.(20), then we have Eq.(24). □

## Appendix C

In fact,  $\Delta_{\sigma,k} = (1-\sigma)[\gamma\mathbb{E}_\pi\phi(S_{k+1}, \cdot) - \phi(S_k, A_k)] + \sigma[\gamma\phi(S_{k+1}, A_{k+1}) - \phi(S_k, A_k)]$

$$\begin{aligned}\mathbb{E}[\hat{A}_k] &= \mathbb{E}[\Delta_{\sigma,k} e_k] \\ &= \mathbb{E}[\Delta_{\sigma,k} \left( \sum_{i=0}^k (\lambda\gamma)^{k-i} \phi(S_i, A_i) \right)] \\ &= \mathbb{E}[\phi(S_k, A_k) \Delta_{\sigma,k} + \lambda\gamma\phi(S_{k-1}, A_{k-1}) \Delta_{\sigma,k} + \sum_{t=k+1}^{\infty} (\lambda\gamma)^{t-k+1} \phi(S_k, A_k) \Delta_{\sigma,t+1}] \\ &= \mathbb{E}[\phi(S_k, A_k) \Delta_{\sigma,k} + \lambda\gamma\phi(S_k, A_k) \Delta_{\sigma,k+1} + \sum_{t=k+1}^{\infty} (\lambda\gamma)^{t-k+1} \phi(S_k, A_k) \Delta_{\sigma,t+1}] \\ &= \mathbb{E}[\phi(S_k, A_k) \Delta_{\sigma,k} + \sum_{t=k}^{\infty} (\lambda\gamma)^{t-k+1} \phi(S_k, A_k) \Delta_{\sigma,t+1}] \\ &= \mathbb{E}[\phi(S_k, A_k) \Delta_{\sigma,k} + \sum_{t=k+1}^{\infty} (\lambda\gamma)^{t-k} \phi(S_k, A_k) \Delta_{\sigma,t}] \\ &= \mathbb{E}[\sum_{t=k}^{\infty} (\lambda\gamma)^{t-k} \phi(S_k, A_k) \Delta_{\sigma,t}] \\ &= A_\sigma\end{aligned}$$

## Appendix D: Lemma 1

**Lemma 1** ((Borkar 1997)). *For the stochastic recursion of  $x_n, y_n$  given by*

$$x_{n+1} = x_n + a_n[g(x_n, y_n) + M_{n+1}^{(1)}], \quad (43)$$

$$y_{n+1} = y_n + b_n[h(x_n, y_n) + M_{n+1}^{(2)}], n \in \mathbb{N} \quad (44)$$

*if the following assumptions are satisfied:*

- (A1) *Step-sizes  $\{a_n\}, \{b_n\}$  are positive, satisfying*

$$\sum_n a_n = \sum_n b_n = \infty, \sum_n a_n^2 + b_n^2 < \infty, \frac{b_n}{a_n} \rightarrow 0 \text{ as } n \rightarrow \infty.$$

- (A2) *The map  $g : \mathbb{R}^{d+k} \rightarrow \mathbb{R}^d, h : \mathbb{R}^{d+k} \rightarrow \mathbb{R}^k$  are Lipschitz.*
- (A3) *The sequence  $\{M_{n+1}^{(1)}\}_{n \in \mathbb{N}}, \{M_{n+1}^{(2)}\}_{n \in \mathbb{N}}$  are martingale difference sequences w.r.t. the increasing  $\sigma$ -fields  $\mathcal{F}_n \stackrel{\text{def}}{=} \sigma(x_m, y_m, M_m^{(1)}, M_m^{(2)}, m \leq n), n \in \mathbb{N}$ , satisfying*

$$\mathbb{E}[M_{n+1}^{(i)} | \mathcal{F}_n] = 0, i = 1, 2, n \in \mathbb{N}.$$

*Furthermore,  $\{M_{n+1}^{(i)}\}_{n \in \mathbb{N}}, i = 1, 2$ , are square-integrable with*

$$\mathbb{E}[\|M_{n+1}^{(i)}\|^2 | \mathcal{F}_n] \leq K(1 + \|x_n\|^2 + \|y_n\|^2),$$

*for some constant  $K > 0$ .*

- (A4) *For each  $x \in \mathbb{R}^d$ , the o.d.e.*

$$\dot{y}(t) = h(x, y(t))$$

*has a global asymptotically stable equilibrium  $\Omega(x)$  such that:  $\Omega(x) : \mathbb{R}^d \rightarrow \mathbb{R}^k$  is Lipschitz.*

- (A5) *The o.d.e.*

$$\dot{x}(t) = g(x(t), \Omega(x(t)))$$

*has a global asymptotically stable equilibrium  $x^*$ .*

*Then, the iterates (43), (44) converge to  $(x^*, \Omega(x^*))$  a.s. on the set  $Q \stackrel{\text{def}}{=} \{\sup_n x_n < \infty, \sup_n y_n < \infty\}$ .*

## Appendix E

### Baird Star

Baird's Star a well known example for divergence in off-policy TD learning for all step-sizes. The Baird's Star considers the episodic MDP with seven-state  $\mathcal{S} = \{s_1, \dots, s_7\}$  and two-action  $\mathcal{A} = \{\text{dashed action}, \text{solid action}\}$ . The dashed action takes the system to one of the first six states with equal probability, whereas the solid action takes the system to the state  $s_7$ . The policy  $\mu$  and  $\pi$  select the dashed and solid actions with probabilities

$$\mu(\text{dashed}|\cdot) = \frac{6}{7}, \mu(\text{solid}|\cdot) = \frac{1}{7}, \pi(\text{solid}|\cdot) = 1,$$

which implies that the target policy always takes the solid action. The reward is zero on all transitions. The discount rate  $\gamma = 0.99$ . Features are chosen as

$$\phi(s_i) = 2\epsilon_i + (0, 0, 0, 0, 0, 0, 1)^T,$$

where  $i$ -th component is  $\epsilon_i$  is 1, others are all 0.

We used  $\theta_0 = (1, 1, 1, 1, 1, 1, 10, 1)^T$  as initial parameter vector for the methods that allow specifying a start estimate, TD-learning is known to diverge for this initialization of the parameter-vector (Dann, Neumann, and Peters 2014; Sutton and Barto 2018).

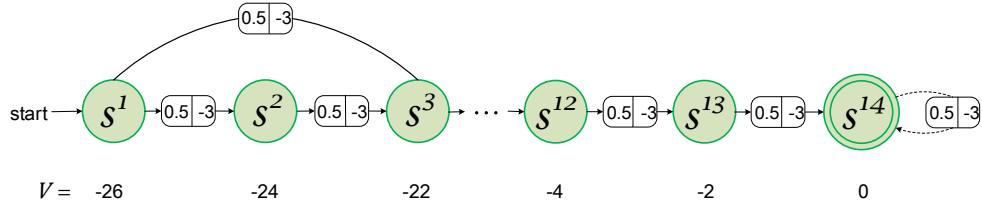


Figure 6: The dynamics of Boyan Chain

### Boyan Chain

The second benchmark MDP is the classic chain example from (Boyan 2002) which considers a chain of 14 states  $\mathcal{S} = \{s_1, \dots, s_{14}\}$  and one action. Each transition from state  $s_i$  results in state  $s_{i+1}$  or  $s_{i+2}$  with equal probability and a reward of  $-3$ . If the agent is in the second last state  $s_{13}$ , it always proceeds to the last state with reward  $-2$  and subsequently stays in this state forever with zero reward.

The true value function, which is linearly decreasing from  $s_1$  to  $s_{14}$ , can be represented perfectly.

$$P_{14 \times 14} = \begin{pmatrix} 0 & \frac{1}{2} & \frac{1}{2} & 0 & 0 & \dots & 0 & 0 \\ 0 & 0 & \frac{1}{2} & \frac{1}{2} & 0 & \dots & 0 & 0 \\ 0 & 0 & 0 & \frac{1}{2} & \frac{1}{2} & \dots & 0 & 0 \\ \vdots & & & & & & \vdots & \\ 0 & 0 & 0 & 0 & 0 & \dots & \frac{1}{2} & \frac{1}{2} \\ 0 & 0 & 0 & 0 & 0 & \dots & 0 & 1 \\ 0 & 0 & 0 & 0 & 0 & \dots & 0 & 1 \end{pmatrix}, \quad R_{14 \times 1} = \begin{pmatrix} -3 \\ -3 \\ -3 \\ \vdots \\ -3 \\ -2 \\ 0 \end{pmatrix}$$

By Bellman equation, we have

$$v = (I - \gamma P)^{-1} R \rightarrow (-26, -24, -22, \dots, -4, -2, 0), \text{ as } \gamma \rightarrow 1.$$

In this paper, we chose a discount factor of  $\gamma = 0.99$  and four-dimensional feature description with triangular-shaped basis functions covering the state space (Figure 7).

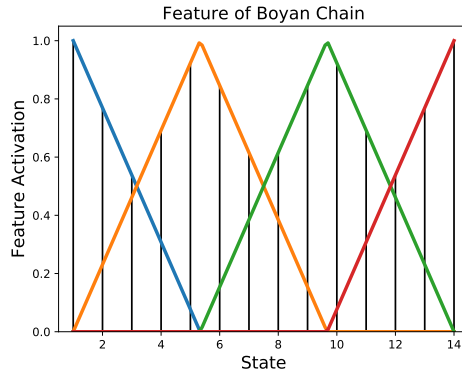


Figure 7: Feature Activation for the Boyan chain benchmark. The state space is densely covered with triangle-shaped basis functions. The figure here refers to (Dann, Neumann, and Peters 2014).