

Joint Cross-layer Optimization in Real-Time Networked Control Systems

Markus Klügel*, Mohammad H. Mamduhi[‡], Onur Ayan*, Mikhail Vilgelm*, Karl H. Johansson[‡]

Sandra Hirche[†], Wolfgang Kellerer* *Chair of Communication Networks, Technical University of Munich

[†]Chair of Information-Oriented Control, Technical University of Munich

[‡]Division of Decision and Control Systems, KTH Royal Institute of Technology, Stockholm

{markus.kluegel, onur.ayan, mikhail.vilgelm, hirche, wolfgang.kellerer}@tum.de, {mamduhi, kallej}@kth.se

Abstract—Networked control system (NCS) refer to a set of control loops that are closed over a communication network. In this article, the joint operation of control and networking for NCS is investigated wherein the network serves the sensor-to-controller communication links for multiple stochastic linear time-invariant (LTI) sub-systems. The sensors sample packets based on the observed plant state, which they send over a shared multi-hop network. The network has limited communication resources, which need to be assigned to competing links to support proper control loop operation. In this set-up, we formulate an optimization problem to minimize the weighted-sum linear-quadratic-Gaussian (LQG) cost of all loops, taking into account the admissible sampling, control, congestion control and scheduling policies. Under some mild assumptions on the sampling frequencies of the control loops and the communication network, we find the joint optimal solution to be given by a certainty equivalence control with threshold-based sampling policy, as well as a back-pressure type scheduler with a simple pass-through congestion control. The interface between network and control loops is identified to be the buffer state of the sensor node, which can be interpreted as network price for sampling a packet from control perspective. We validate our theoretical claims by simulating NCSs comprising of multiple LTI stochastic control loops communicating over a two-hop cellular network.

I. INTRODUCTION

Motivation

Machine-to-machine (M2M) and internet of things (IoT) are envisioned as driving, revenue-generating applications for the near future of communication networks. They include a wide range of applications in vertical domains, e.g., smart grids, vehicular communications and industrial automation. While current networks were primarily designed to support high-rate, human-driven applications such as video streaming, web-browsing, or file transfer, current research focuses on wider range of heterogeneous requirements from both human- and machine-driven applications. Many M2M applications involve communicating sensors, actuators or in general control loops that are closed over a network. Studies show the resulting control performance within these applications is tightly coupled with performance of the communication system. However, the exact relationships is non-trivial and not yet fully understood.

To efficiently support M2M applications, the interplay between control performance and the underlying communication

system capabilities has to be precisely studied. In this line of work until very recently, two rather independent perspectives have been dominant among the control and communication societies: while from control perspective, the communication network capabilities are typically abstracted as maximum rate, delay and packet loss properties, parallel approaches from the communication community abstract control applications by their requirements on rate, delay and packet loss. This leads eventually to a separate design of control and communication yet ignoring their non-trivial coupling. It is shown in a variety of recent works that *joint design of communication and control systems* in networked control system (NCS) provides flexible networking algorithms and improves control performance.

A. Contributions

In this work, we investigate optimal joint design of network and control strategies by minimizing the weighted sum linear-quadratic-Gaussian (LQG) cost of multiple stochastic linear time-invariant (LTI) control loops that share a communication network. We tackle the task in a cross-layer fashion [1], optimizing over all possible sampling and control policies, as well as over congestion control (CC) and scheduling strategies. We use a generalized system model that allows application to a variety of networks, in particular to wireline ethernet, cellular, ad-hoc networks and satellite communication. The results can be applied to single-hop or multi-hop networks. To the best of our knowledge, the combination of multi-loop control with multi-hop networks is novel; further we are among the first to consider NCS in an interdisciplinary fashion of this depth and generalizability. We show ways for interaction between network and control beyond explicit rate and delay constraints, which we see as critical point for ensuring the right level of compatibility and decoupling among both disciplines. To limit the delay effect, we focus on real-time communication in which data transport latency is negligible from control perspective due to communication sampling periods being much finer than those of control loops. The remaining problem still poses challenges as network resources need to be traded off among the control loops, whereas each loop needs to adapt to the offered network resources. Our major contributions are:

- Performance optimization of NCS consisting of stochastic LTI systems over a shared network in cross-layer fashion over all sampling, control, CC and scheduling policies.

This work has been funded by the German Research Foundation (DFG) under the grant number 315177489 as part of the SPP 1914 (CPN).

- Identification of buffer status as a natural interface between network and control loops.
- Applying non-trivial decomposition methods to show that certainty equivalence control, threshold-based sampling policy, and back-pressure scheduling achieve optimality.

B. Related Work

The problem of joint communication and control design in NCS has been an intensive research subject in the control community. There exist two general approaches to consider communication in NCSs: Treat given protocol and medium as constraints [2] or consider transmissions as an additional cost [3]. The former approach is more common as it is aligned with the layering principle of system design [1], however the latter is more powerful in terms of joint optimization.

From the control side, the optimal design is studied in [4], in particular it is shown under which conditions the certainty equivalence controller is optimal. Stability and performance of feedback control under delay and packet dropouts are discussed in [5], [6]. In [2] an optimal control strategy with constraint on resources and packet loss is developed, whereas [7] studies optimal control when a joint transmission constraint enforces a trade-off among networked control loops. Authors in [8] also proposed an LQG optimal delay-dependent sampling when usage of communication resources is costly.

From the communication side, centralized approaches for resource allocation in NCSs have been developed in [9]–[11]. The authors in [9], [10] consider rate scheduling, whereas [11] deal with user scheduling problems. A well-known approach to user scheduling, Maximum Error First (MEF) Try-once-Discard, has been presented in [12], [13]. The authors propose to greedily schedule the control sub-system with the highest control error first. An extension of the MEF approach using finite horizon model-based prediction is introduced in [14].

Several works exist for design of decentralized Medium Access Control (MAC) protocols, i.e., CSMA/CA- or ALOHA-based protocols [15]–[18], with applications to Wireless LAN (WLAN) systems [19]–[21]. In addition, data link layer for NCS has been studied for optimal power allocation [22], and modulation and coding schemes choice [23].

Given the complexity of the joint design of NCS, state-of-the-art typically restricts the scenario to single-hop networks and a specific MAC layer [3], [24]. Other communication layers or multiple hops are not considered in the optimization, however, performance evaluation case studies with multi-hop networks are available in the literature, e.g., [25].

In this article we consider a multi-loop NCS supported by a multi-hop network and study the joint optimization over the sampling and control laws associated with control, as well as the CC and scheduling laws of the communication network. Our framework is applicable to both decentralized and centralized MAC protocols, including ethernet, cellular networks, ad-hoc networks and satellite communication. While building on existing works, e.g., [7], our results are significantly more general. Further, we quantify a natural interface between control and networking, that are given a priori in related works.

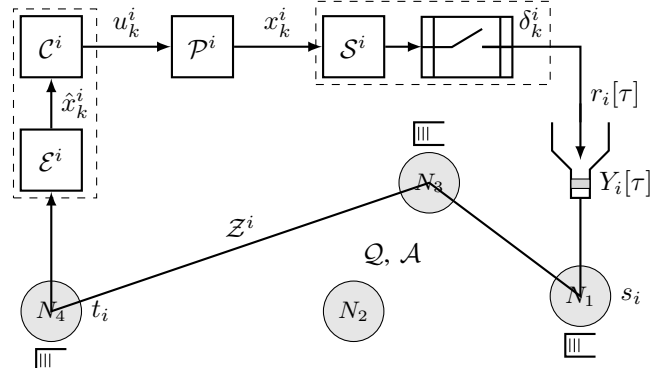


Fig. 1. Schematic of the problem setup with one control loop and a four-node multi-hop network. The decision variables include sampling, congestion control, transmission control and feedback control.

C. Outline

In the remainder of this article, NCS model and optimization preliminaries are presented in Section II. Problem statement and solution are explained in Section III. Simulation results are shown in Section IV and the article is concluded in Section V.

II. SYSTEM MODEL & PRELIMINARIES

Consider a multiple-loop NCS as schematically shown in Fig. 1. It consists of L control loops, with the set of all loops denoted by $\mathcal{L} = \{1, \dots, L\}$, where sensor-to-controller links are closed over a multi-hop communication network.

A. Control Model

Loop $i \in \mathcal{L}$ consists of a physical process \mathcal{P}^i , sensor \mathcal{S}^i and a control unit including an estimator \mathcal{E}^i and a feedback controller \mathcal{C}^i . All processes follow LTI dynamics disturbed by exogenous stochastic inputs. The process \mathcal{P}^i is described by

$$\mathbf{x}_{k+1}^i = \mathbf{A}^i \mathbf{x}_k^i + \mathbf{B}^i \mathbf{u}_k^i + \mathbf{w}_k^i, \quad (1)$$

where $\mathbf{x}_k^i \in \mathbb{R}^{n_i}$ is the system state of loop i at time-step k , $\mathbf{u}_k^i \in \mathbb{R}^{m_i}$ is the control input, and $\mathbf{A}^i \in \mathbb{R}^{n_i \times n_i}$, $\mathbf{B}^i \in \mathbb{R}^{n_i \times m_i}$ represent the system and control matrices, respectively. The exogenous disturbance $\mathbf{w}_k^i \in \mathbb{R}^{n_i}$ takes random values at each time k according to a zero-mean Gaussian distribution with covariance \mathbf{Z}^i and is assumed to be an i.i.d. process for all $i \in \mathcal{L}$ and $k \in \{0, 1, \dots\}$. We, moreover, assume that the initial values \mathbf{x}_0^i 's, $i \in \mathcal{L}$, are i.i.d. from distributions with symmetric density functions around their respective means $\mathbb{E}[\mathbf{x}_0^i]$. The disturbances \mathbf{w}_k^i 's are presumed to be independent from the initial states \mathbf{x}_0^i 's, for all i and all k . We assume that all control loops $i \in \mathcal{L}$ evolve in discrete time with sampling periods T^i , i.e., time-step k refers to the time instant $k \cdot T^i$ for the i^{th} loop.

Quality of control for the i^{th} control loop is measured in infinite time-horizon, by the following LQG cost function J^i :

$$J^i = \limsup_{K \rightarrow \infty} \frac{1}{K} \mathbb{E} \left\{ \sum_{k=0}^{K-1} (\mathbf{x}_k^i)^T \mathbf{Q}_x^i \mathbf{x}_k^i + (\mathbf{u}_k^i)^T \mathbf{Q}_u^i \mathbf{u}_k^i \right\}, \quad (2)$$

where \mathbf{Q}_x^i and \mathbf{Q}_u^i are positive semi-definite and positive definite matrices of appropriate dimensions, respectively.

The sensor-controller link is closed over the communication network. The control unit of each sub-system $i \in \mathcal{L}$ includes a

controller \mathcal{C}^i that generates, at a time k , the control signal \mathbf{u}_k^i , and an estimator \mathcal{E}^i that computes state estimation $\hat{\mathbf{x}}_k^i$ in case \mathbf{x}_k^i is not accessible. We assume that sensors measure perfect copies of their corresponding sub-system's state information. The control input \mathbf{u}_k^i is generated according to a control law $\xi^i = \{\xi_k^i\}$, described by causal mappings ξ_k^i from the i^{th} -loop observation history at time k to the respective control input. We allow the control law to depend on the complete observation history of the received information at the control side. In addition, we do not restrict the control inputs to remain constant in between successful transmissions. The combination of local control laws is denoted by $\xi = \{\xi^1, \dots, \xi^L\} \in \Xi$, where Ξ denotes the set of all admissible control laws.

Each sensor has a sampler attached to decide when to transmit the current state information to the controller. The sampling decision is denoted by $\delta_k^i \in \{0, 1\}$, where $\delta_k^i = 1$ indicates that \mathbf{x}_k^i is transmitted, and $\delta_k^i = 0$ indicates otherwise. The transmission induces a network packet of r_k^i information units¹, which is forwarded to the network for transport to the controller². The sampling decision is the outcome of a sampling law φ^i , which maps the history of state observations into δ_k^i . Sampling laws are all aggregated in a vector $\varphi = \{\varphi^1, \dots, \varphi^L\} \in \Phi$, and Φ is the set of all admissible laws.

B. Network Model

The network is a set of nodes $\mathcal{N} = \{1, 2, \dots\}$, each representing a transmitting or receiving device. Each sensor is attached to a source node $s_i \in \mathcal{N}$ and each controller to a target node $t_i \in \mathcal{N}$. In general, there might be loops that share a source or target node, such that we define the set $\mathcal{U}_n = \{i \in \mathcal{L} : s_i = n\}$ of loops that have a specific node n as their source node. Further, there might be nodes that are neither source, nor target but can forward data. Each loop is associated with a dedicated path $\mathcal{Z}_i = \{(s_i, n_{i_1}), \dots, (n_{i_{l-1}}, t_i)\}$, i.e., a sequence of links $(n_{i_{d-1}}, n_{i_d}) \in \mathcal{N} \times \mathcal{N}$ connecting the source and target nodes, over which its corresponding data is transported. The path is kept fixed and determined a priori, therefore routing is not part of the given problem.

The nodes are coupled by a link state matrix $\mathbf{Q} \in \mathcal{Q}$, where each element Q_{mn} denotes the link state for transmissions from node m to n and \mathcal{Q} is the set of states that \mathbf{Q} may assume. For example, in a wireless communication system with single antennas $Q_{mn} \in [0, 1]$ could be the attenuation coefficient between m and n , while \mathbf{Q} would be the channel matrix taken from the set $\mathcal{Q} = [0, 1]^{|N| \times |N|}$ of possible channel matrices. Each node has a set of available actions to choose to transmit data. The combined actions of all nodes are denoted by the matrix $\mathbf{A} \in \mathcal{A}$, where element A_{mn} denotes the action of link (m, n) and \mathcal{A} is the set of all valid matrices. The combination of an action and link state leads to the data transmission. The maximum amount of data that can be transmitted for a defined action is described by the rate function $\mathbf{R}: \mathcal{Q} \times \mathcal{A} \mapsto \mathbb{R}_+^{|N| \times |N|}$, which is a mapping from the link and action spaces $\mathcal{Q} \times \mathcal{A}$ to the node-by-node transmission rate R_{mn} . Each element R_{mn} indicates the amount of data that is transmitted from node m

to node n , expressed in appropriate dimension of information units per slot. We assume no packet losses occur. We discuss this in more detail in Section II-C.

Assume that the network operates in a time-slotted fashion with slot τ of width T_τ , i.e., τ refers to the time interval $((\tau - 1)T_\tau, \tau T_\tau]$. We make the assumption that $T_\tau \ll T^i$, $\forall i$, i.e., the network operates significantly faster than the control loops. By this assumption, data transportation can be considered to be delay-free from the control loop perspective, although in reality it might require multiple communication slots due to queuing or retransmissions. Again, we discuss the impact and necessity of the real-time assumption in Section II-C. We assume that the link state \mathbf{Q} changes from slot to slot according to a stationary process but remains constant in state $\mathbf{Q}[\tau]$ at slot τ . Further, in each slot a single action choice \mathbf{A} can be made, which is denoted by $\mathbf{A}[\tau]$. The combination of action and link state leads to an amount of $\mathbf{R}[\tau] = \mathbf{R}(\mathbf{Q}[\tau], \mathbf{A}[\tau])$ information units being transmitted among the nodes. We assume the maximum achievable rate is finite for any link, i.e., $\max_{\mathcal{A}, \mathcal{Q}} \|\mathbf{R}(\mathbf{Q}[\tau], \mathbf{A}[\tau])\|_\infty < \infty$.

Each node is assumed to have an infinite length transmission buffer whose traffic passes through the node. The buffer is used to store data originating from the corresponding sensor for relaying. We denote the buffer back-log at slot τ , the set of all back-logs for loop i , and all back-logs for all loops by $B_n^i[\tau]$, $\mathbf{B}^i[\tau] = \{B_n^i[\tau] \forall n \in \mathcal{N}\}$, and $\mathbf{B}[\tau] = \{\mathbf{B}^i[\tau] \forall i \in \mathcal{L}\}$, respectively. A source node s_i is assumed to have an infinitely large CC buffer with the back-log denoted by $Y^i[\tau]$. This buffer stores data output of the sampler until it is pushed into the transmission buffer. Technically, the CC buffer resides in the transport layer and corresponds to, e.g., the input buffer to a Transmission Control Protocol (TCP) socket, whereas the transmission buffer is in the MAC layer at the outgoing network interface chip. Transferring data from the CC buffer to transmission buffer is done based on a CC mechanism.

Remark 1: The described network model has been developed in [26] for cross-layer optimization. By adjusting the link state and action sets, a variety of communication system models can be realized within the sketched model including wireline networks [26, Ex. 2.1], wireless network with channel variation and power control [26, Ex. 2.5], ad-hoc networks [26, Ex. 2.6], satellite downlinks [26, Ex. 2.4], and cellular networks with adaptive modulation and coding [27, Ch. 2.2.3].

Define $\mathcal{K}^i[\tau] = \{k : (\tau - 1)T_\tau < kT^i \leq \tau T_\tau\}$ as the set of control time-steps of loop i that fall into a network slot. Then, the amount of input data $r^i[\tau]$ arriving into the CC buffer of source node s_i in slot τ can be expressed as

$$r^i[\tau] = \sum_{k \in \mathcal{K}^i[\tau]} \delta_k^i r_k^i. \quad (3)$$

Note that $r^i[\tau]$ can be interpreted as the arrival process to the CC buffer of node s_i , the exact statistics of which depend on the sampling mechanism φ^i and the differences in time scales of the control and communication systems. Having the assumption that T_τ is much shorter than T^i , $r^i[\tau] = 0$ holds in most of the slots. In general, what we essentially require is that $r^i = \mathbb{E}_\tau \{r^i[\tau]\}$ remains finite. This is not restrictive as T^i and the sampling rates of all control loops are finite. Therefore,

¹Information units can, e.g., be bits, Bytes or service data units (SDUs).

²We generally assume time-varying r_k^i may differ among loops. In many cases we can make the valid assumption that $r_k^i = r^i \forall k$, or $r_k^i = r \forall i, k$.

$\frac{T^i}{T_\tau}$ is non-zero and finite. By the Lindley's recursion [28, Ch. 1], the evolution of the CC buffer back-log becomes

$$Y^i[\tau] = [Y^i[\tau - 1] + r^i[\tau] - \mu_{s_i}^i[\tau]]^+, \quad (4)$$

where $\mu_{s_i}^i[\tau]$ is the admission decision at node s_i , i.e., the data amount pushed from i 's CC buffer into node s_i 's transmission queue in slot τ , with the notation $[\cdot]^+ \triangleq \max\{\cdot, 0\}$.

The admission can be interpreted as service process to the CC buffer, with expected service rate $\mu_{s_i}^i = \mathbb{E}_\tau \{\mu_{s_i}^i[\tau]\}$. At the same time, the served amount of data acts as arrival to the MAC layer transmission buffer. Define the amount of data originating from loop i , that has been transmitted over link (m, n) in slot τ , by $R_{mn}^i[\tau]$. Then the following must hold:

$$\sum_{i \in \mathcal{L}} R_{mn}^i[\tau] \leq R_{mn}[\tau] \quad \forall (m, n), \tau. \quad (5)$$

Further, for notational consistency, define arrival processes $\mu_n^i[\tau]$ for any combination of i, n , such that $\mu_n^i[\tau] = 0 \forall \tau$ if $n \neq s_i$. Then, the back-log of the transmission buffer for loop i on node n , i.e. $B_n^i[\tau]$, evolves in time according to³:

$$B_n^i[\tau] = \left[B_n^i[\tau - 1] + \sum_{m \in \mathcal{N}} R_{mn}^i[\tau] + \mu_n^i[\tau] - \sum_{o \in \mathcal{N}} R_{no}^i[\tau] \right]^+. \quad (6)$$

Due to the assumed routing on a single path, a node is either a source, in which case the incoming rates $R_{mn}^i[\tau]$ must be zero in all slots, or otherwise $\mu_n^i[\tau] = 0, \forall \tau$. We further assume that $B_{t_i}[\tau] = 0 \forall \tau$, as all data will be forwarded towards the upper layers, i.e., to the controller, without considerable delay.

Given this model, in each slot the actions $\mathbf{A}[\tau]$ are chosen according to a scheduling law $\pi \in \Pi$, where π is a mapping from the history of link states $\mathcal{H}_Q[\tau] = \{\dots, \mathbf{Q}[\tau - 1], \mathbf{Q}[\tau]\}$ and queue back-logs $\mathcal{H}_B[\tau] = \{\dots, \mathbf{B}[\tau - 1], \mathbf{B}[\tau]\}$ to an action out of the set \mathcal{A} , and Π is the set of all possible scheduling laws. Similarly, the admissions $\mu_n^i[\tau]$ are chosen according to a CC law ψ^i , used by loop i . All employed CC laws are gathered in the vector $\psi \in \Psi$, which is one out of a set of possible laws Ψ . Similar to π , each ψ^i is a mapping from the history of CC buffer back-logs $\mathcal{H}_{Y^i}[\tau] = \{\dots, Y^i[\tau - 1], Y^i[\tau]\}$ to an amount of admitted data. Both π and ψ can, but do not have to, incorporate the effect of reporting delays by depending on out-dated buffer status and the effect of estimation inaccuracies by including randomness into the decisions. Further, π can be realized in a centralized manner or distributively at the nodes.

C. Model Justification

Several simplifying assumptions are made in the model, that require further justification. First, all transmissions are assumed to be error-free. As has been comprehensively discussed in [26, Ch. 2.4.3], this simplification does not severely limit the results as long as lost data is re-injected into the network by an error-recovery protocol, such as automatic repeat request (ARQ). Re-injection then can be modeled by an equivalent rate reduction of the channel, which falls into the sketched model.

Second, we assume that end-to-end data transport is finalized within a single control step T^i for all loops. The

³For tractability, we assume that data arrivals in a time slot happen just after transmissions, i.e., received data cannot be transmitted in the same slot.

reason for this assumption is that delays can create a feedback effect that is not yet fully understood. In fact, increased delays can lead to more requests for data transmission by the control loops, which in turn can increase the delay even further due to queuing effects. Nevertheless we expect that our results transfer to the delay-affected case with some additional modifications and find a reasonable performance verified even for the delay-affected case in our simulation results.

The targeted problem remains challenging even with these simplifications. The main challenge arises from the question which control loops should transmit while network can only serve $D < L$ transmissions per time. Further, what if network has complex physical and MAC layers, randomly varying channels and relays data in multi-hop fashion, such that D is unknown or time-dependent. Other challenges are when control loops are not synchronous and have partial information about each other, or the network is not control-aware.

D. Buffer Stability, Capacity and Transport Capacity

Define $R_{mn}^i := \mathbb{E}_\tau \{R_{mn}^i[\tau]\}$ as the time-average of $R_{mn}^i[\tau]$. We write similarly for r^i and μ_n^i . Let the buffers in the network be modeled as queuing systems with the input data as arrival process and the outgoing data as service process. From queuing theory, we take the definition of *queue stability* [26], [29], for a queue with back-log $B_n^i[\tau]$, which is defined by

$$\limsup_{N \rightarrow \infty} \frac{1}{N} \mathbb{E} \left\{ \sum_{\tau=1}^N B_n^i[\tau] \right\} < \infty. \quad (7)$$

If the expectations of the arrival and departure processes are r^i and $\mu_{s_i}^i$, respectively, then under some loose *admissibility* assumptions [26, Def.'s 3.4-3.5], $Y^i[\tau]$ is stable iff $r^i < \mu_{s_i}^i$ [26, Lemma 3.6]. This notion can be extended to a network, which we call *stable* if all network queues are stable [26, Def. 3.2]. A network is stable in the queuing sense iff [29]

$$\mu_n^i + \sum_{m \in \mathcal{N}} R_{mn}^i < \sum_{o \in \mathcal{N}} R_{no}^i \quad \forall i, n. \quad (8)$$

If a network is unstable then a node with a bottleneck link exists. Assume that we need to operate the network to meet average per-link rate targets $R_{mn}, \forall m, n$. Then we can define the feasible region for all targets, i.e., the *Network Capacity* \mathcal{C} , [30]. Let the actions $\mathbf{A}[\tau]$ in each slot be chosen according to a scheduling law $\pi \in \Pi$. Then from [26], \mathcal{C} is defined as

$$\begin{aligned} \mathcal{C} = & \{ \mathbf{R} : R_{mn} \geq 0, R_{nn} = 0 \quad \forall m, n; \\ & \exists \pi \in \Pi : R_{mn} \leq \mathbb{E}_\tau \{ R_{mn}(\mathbf{Q}[\tau], \mathbf{A}[\tau]) \} \quad \forall m, n \}, \end{aligned}$$

and is the set of expected per-link rates that can be provided by at least one scheduling law. The first row ensures that all rates are non-negative and there is no self-communication. An important property is that \mathcal{C} is a convex set [26].

Here we take a transport-layer perspective, in which the exact routes and MAC layer procedures are not of interest. Given that all paths \mathcal{Z}_i are fixed, we extend the MAC layer network capacity towards a transport-layer capacity; the *Transport Capacity* Λ . Define the set of valid per-loop link rates \mathcal{R}_i as $\mathcal{R}_i = \{ \mathbf{R}^i : R_{mn}^i \geq 0; R_{mn}^i = 0 \quad \forall (m, n) \notin \mathcal{Z}_i \}$.

Considering that μ_n^i is an expected end-to-end data rate, the transport capacity is defined as in [26]:

$$\Lambda = \{ \boldsymbol{\mu} \geq \mathbf{0} : \mu_n^i = 0 \ \forall n \neq s_i, \quad (9a)$$

$$\exists \mathbf{R} \in \mathcal{C} \text{ and } \mathbf{R}^i \in \mathcal{R}_i, \quad (9b)$$

$$\text{s.t. } \sum_{i \in \mathcal{L}} R_{mn}^i \leq R_{mn} \ \forall (m, n) \quad (9c)$$

$$\mu_n^i + \sum_{m \in \mathcal{N}} R_{mn}^i \leq \sum_{o \in \mathcal{N}} R_{no}^i \}, \quad (9d)$$

where $\mathbf{0}$ is a zero vector of compatible dimension and \geq denotes elementwise comparison. Vector $\boldsymbol{\mu}$ contains the served, expected end-to-end rate for each communication flow i . The constraint (9a) ensures that rates are only provided to flows that originate at the respective node, while (9b) demands that all MAC layer average rates are chosen from the network capacity and hence achievable by a scheduling law, as well as that the per-link rate assignments comply with the chosen routes. The third constraint (9c) ensures that the loop rates comply with the link rates, and (9d) ensures network stability⁴. Note that \mathcal{C} and \mathcal{R}_i are convex, and so are the constraints (9a)–(9d), hence Λ is convex as it is formed by the intersection of convex sets.

Given the transport capacity, we can demand that all loop rates r^i should be served by the network by simply ensuring

$$r^i \leq \mu_{s_i}^i \ \forall i; \quad \boldsymbol{\mu} \in \Lambda. \quad (10)$$

This formulation abstracts away the technical complexity of including the underlying network and MAC layers explicitly.

III. PROBLEM STATEMENT & ASSESSMENT

We now construct our target optimization problem, so-called global optimization problem (GOP). The goal is to maximize control performance in form of a weighted cost making use of both control and network parameters. It is formulated as

$$\text{GOP: } \min_{\varphi, \xi, \psi, \pi} \sum_{i \in \mathcal{L}} w^i J^i, \ \text{s.t. } \varphi \in \Phi, \xi \in \Xi, \psi \in \Psi, \pi \in \Pi. \quad (11)$$

GOP minimizes the weighted sum of local LQG costs, over all possible sampling, control, CC and scheduling laws.

A. Decomposition of Control and Networking

The GOP considers joint optimization over networking and control parameters. As this constitutes an impractical solution from the global perspective, we aim at finding ways to separate different aspects from one another. To do so, we interpret $J^i = J^i(\varphi, \xi, \psi, \pi)$ as set-function of the considered policies. Then, we can use the general equality [31]

$$\min_{\varphi, \xi, \psi, \pi} \sum_{i \in \mathcal{L}} w^i J^i = \min_{\psi, \pi} v(\psi, \pi), \quad (12)$$

$$\text{where } v(\psi, \pi) = \inf_{\Phi \times \Xi} \sum_{i \in \mathcal{L}} w^i J^i(\varphi, \xi, \psi, \pi). \quad (13)$$

That is, for fixed CC mechanism ψ and scheduling law π , the cost functions are optimized over the possible sampling and control laws φ and ξ , respectively. The mapping of $\{\psi, \pi\}$ to its minimum weighted sum cost, i.e., given the optimal φ and

⁴ Network stability condition is formally introduced in (8). Comparing it with the constraint (9d), “ \leq ” is an approximation of “ $<$ ” to ease the development. Technically, we would have to add an arbitrarily small $\varepsilon > 0$ to the left hand side and take the limit $\varepsilon \rightarrow 0$, which leads to the same results.

ξ , can be interpreted as set-function $v(\psi, \pi)$ over $\Psi \times \Pi$, and the network parameters are optimized in the outer loop.

The problem (12) is denoted the *master problem*, and (13) the *primal problem*. Note that technically, we would have to restrict $\{\psi, \pi\}$ to a set that renders the primal problem feasible. However, as it is an unconstrained problem, the feasible sets are simply the introduced sets Ψ and Π , respectively.

We can bring this abstract formulation into a more technical form that resides on transport layer. For this, we leverage results that have been derived in [7], where the problem

$$\min_{\varphi, \xi} \sum_{i \in \mathcal{L}} J^i \ \text{s.t.} \ \sum_{i \in \mathcal{L}} r^i \leq c \quad (14)$$

is considered. It is argued that the average rate $r^i(\varphi, \xi)$ and cost $J^i(\varphi, \xi)$ depend on the chosen pair $\{\varphi, \xi\}$. Hence the region of all feasible tuples (J^i, r^i) can be constructed as

$$\mathcal{J}_i = \{ (J_*^i, r_*^i) : \exists \varphi, \xi \ \text{s.t.} \ J^i(\varphi, \xi) = J_*^i, r^i(\varphi, \xi) = r_*^i \}.$$

Note that \mathcal{J}_i is shown to be convex [7]. Then, the Pareto curve

$$J^i(r^i) = \inf \{ J_*^i : (J_*^i, r_*^i) \in \mathcal{J}_i \} \quad (15)$$

represents a convex function taking the rate as input to determine the optimal cost. The curve $J^i(r^i)$ then corresponds to the cost under an optimal choice φ, ξ such that $r^i(\varphi, \xi) = r_*^i$.

Adopting this knowledge, we can further re-state the master problem by referring to the feasible region of end-to-end rates that can be served by a combination (ψ, π) of CC and scheduling. This region is exactly the transport capacity Λ . Then, the master problem simply reduces to

$$\min_{\boldsymbol{\mu}, \mathbf{r}} \sum_{i \in \mathcal{L}} w^i J^i(r^i) \ \text{s.t.} \ r^i \leq \mu_{s_i}^i \ \forall i; \quad \boldsymbol{\mu} \in \Lambda. \quad (16)$$

Note that, technically, in problem (16), we do not directly optimize over the networking and control policies, but rather over a set of feasible end-to-end rates and achievable cost values for which such policies exist. However, we can deduce the optimal policies from the argument minimizing the problem.

B. Optimal Control

Due to the similarity of (14) and (16), the results of [7] are directly transferable to solve the primal problem. As effect of the sum-structure in the objective, for given fixed $\mu_{s_i}^i$, the primal problem can be decomposed into per-loop problems as

$$\min_{\varphi^i, \xi^i} w^i J^i(r^i) \ \text{s.t.} \ r^i \leq \mu_{s_i}^i. \quad (17)$$

Inspired by [7], we study the structural properties of the optimal control and event-triggered sampling policy. In fact, (17) can be solved by scalarization approach using a fixed Lagrange multiplier $\lambda_i \geq 0$, yielding the unconstrained problem

$$\min_{\varphi^i, \xi^i} w^i J^i(r^i) + \lambda_i (r^i - \mu_{s_i}^i) \hat{=} \min_{\varphi^i, \xi^i} w^i J^i(r^i) + \lambda_i r^i,$$

where λ_i is referred to as “communication price”. For fixed λ_i , the optimal control policy is derived as a certainty equivalence controller in combination with a model-based estimator. For time-varying λ_i , an adaptation model is proposed in [7] that proposes an adaptive pricing model by use of a gradient ascent on the dual problem. The results of this article are extendable to the adaptive pricing following the ideas of [7].

It is observed from the relaxed problem (16) that the optimal policies ξ^i and φ^i are solely characterized by the transmission rate r^i and the cost J^i of sub-system i . Hence, we will search for the feasible region of the pairs (J^i, r^i) with respect to the dominating class of control and sampling strategies to form the Pareto optimal policies. Having the class of dominating strategies found, we can then confine our search within this class of narrowed down admissible strategies to solve the optimization problem (16) without losing optimality.

It is discussed in [4] that any pair of policies (ξ^i, φ^i) with the certainty equivalence controller is dominating. Hence, the optimal control policy can be expressed as the causal mapping of the observation history stored at the controller side, i.e.,

$$\mathbf{u}_k^i = \xi_k^{i,*}(Z_k^i) = -\mathbf{K}_*^i \mathbb{E}[\mathbf{x}_k^i | Z_k^i], \quad (18)$$

where Z_k^i denotes the observation history at the control side from the initial time until time k , and $\mathbb{E}[\mathbf{x}_k^i | Z_k^i]$ denotes the optimal state estimation at time k at control side given Z_k^i . The optimal control gain \mathbf{K}_*^i can then be computed as follows

$$\mathbf{K}_*^i = (\mathbf{B}^{i\top} \mathbf{P}^i \mathbf{B}^i + \mathbf{Q}_u^i)^{-1} \mathbf{B}^{i\top} \mathbf{P}^i \mathbf{A}^i, \quad (19)$$

where \mathbf{P}^i solves the succeeding algebraic Riccati equation

$$\mathbf{P}^i = \mathbf{Q}_x^i + \mathbf{A}^{i\top} \left(\mathbf{P}^i - \mathbf{P}^i \mathbf{B}^i (\mathbf{Q}_u^i + \mathbf{B}^{i\top} \mathbf{P}^i \mathbf{B}^i)^{-1} \mathbf{B}^{i\top} \mathbf{P}^i \right) \mathbf{A}^i.$$

We denote the binary variable γ_k^i as the *delivery indicator*, i.e., if $\delta_k^i = 1$, then $\gamma_k^i = 1$ indicates that \mathbf{x}_k^i is successfully delivered at time-step k , and otherwise if $\gamma_k^i = 0$. Clearly, $\gamma_k^i = 0$ if $\delta_k^i = 0$. The optimal state estimation, given the information set Z_k^i and $\mathbb{E}[\mathbf{x}_0^i]$, can then be expressed as

$$\mathbb{E}[\mathbf{x}_k^i | Z_k^i] = \begin{cases} \mathbf{x}_k^i, & \delta_k^i \gamma_k^i = 1, \\ \mathbb{E}[\mathbf{x}_k^i | Z_{k-1}^i], & \text{otherwise,} \end{cases} \quad (20)$$

where, from (1) and (18), we have

$$\begin{aligned} \mathbb{E}[\mathbf{x}_k^i | Z_{k-1}^i] &= \mathbb{E}[\mathbf{A}^i \mathbf{x}_{k-1}^i - \mathbf{B}^i \mathbf{K}_*^i \mathbb{E}[\mathbf{x}_{k-1}^i | Z_{k-1}^i] + \mathbf{w}_k^i | Z_{k-1}^i] \\ &= (\mathbf{A}^i - \mathbf{B}^i \mathbf{K}_*^i) \mathbb{E}[\mathbf{x}_{k-1}^i | Z_{k-1}^i]. \end{aligned} \quad (21)$$

The variable γ_k^i in (20) represents the effects of network actions on transmitted data packets. Assuming that the communication network has much finer slotted periods compared to the control sampling periods, and also assuming that there are no (net) packet losses, it holds that $\gamma_k^i = \delta_k^i$, i.e., any packet is delivered within the corresponding control sampling slot if it is transmitted, and hence $\delta_k^i \gamma_k^i = \delta_k^i$ in (20). In fact, we assume that the time duration required for the entire data transportation including contention resolution, queuing, retransmissions, and node allocation, is negligible from the control perspective. This assumption remains valid for a wide range of NCS applications wherein the dynamics of the processes are not super fast, e.g. smart homes, traffic control, electric power flow, district heating systems and typical chemical process control. In these applications, the required sampling rates of the dynamical processes are typically 10Hz or lower, while today's communication technology can guarantee much faster data handling and transmission with negligible delay ($< 1\text{ms}$). This idealization leads to expressing the estimation process as in (20) where $\delta_k^i \gamma_k^i$ is being substituted by δ_k^i . We define

$e_{k|k-1}^i = \mathbf{x}_k^i - \mathbb{E}[\mathbf{x}_k^i | Z_{k-1}^i]$ as the estimation error computed at the sampling unit of sub-system i at time-step k given the information Z_{k-1}^i . Note that $e_{k|k-1}^i$ is computed before the sampler decides on δ_k^i . Therefore, using (1), (20) and $\delta_k^i \gamma_k^i = \delta_k^i$ and knowing that $\delta_k^i = 0$ results in $\mathbb{E}[\mathbf{x}_k^i | Z_k^i] = \mathbb{E}[\mathbf{x}_k^i | Z_{k-1}^i]$, the dynamics of the one-step ahead estimation error becomes

$$e_{k+1|k}^i = (1 - \delta_k^i) \mathbf{A}^i e_{k|k-1}^i + \mathbf{w}_k^i. \quad (22)$$

Remark 2: To derive the optimal sampling policy we use the results presented in [7], [32] and assume that for the event-based remote estimation the optimal event-triggered sampling law is symmetric, if: 1) the noise distribution is zero-mean, unimodal and symmetric, and, 2) distribution of \mathbf{x}_0^i is symmetric around $\mathbb{E}[\mathbf{x}_0^i]$, $\forall i$. Despite some efforts in, e.g. [33], [34] that hint the optimality of symmetric event-triggered sampling laws for higher dimensions, this result is formally proved only for first-order LTI systems [35]. However, it is discussed in [36] that even if the optimal event-triggered sampling law is not symmetric for higher order systems, then an extra bias term will be added to the optimal estimator which has no compromising effect on derivation of our following results.

Employing (18), (20) and $\delta_k^i \gamma_k^i = \delta_k^i$, the local LQG cost function J^i in (2) can be equivalently expressed as follows:

$$J^i = \text{Tr}(\mathbf{P}^i \mathbf{Z}^i) + \limsup_{K \rightarrow \infty} \frac{1}{K} \mathbb{E} \left[\sum_{k=0}^{K-1} (1 - \delta_k^i) e_{k|k-1}^{i\top} \mathbf{Q}_e^i e_{k|k-1}^i \right]$$

where $\mathbf{Q}_e^i = \mathbf{K}_*^{i\top} (\mathbf{Q}_u^i + \mathbf{B}^{i\top} \mathbf{P}^i \mathbf{B}^i) \mathbf{K}_*^i$, and \mathbf{Z}^i is the covariance matrix of the corresponding noise process with realization \mathbf{w}_k^i . The optimal sampling law $\varphi_k^{i,*}$ can then be computed as

$$\varphi_k^{i,*}(e_{k|k-1}^i) = \arg \min_{\varphi^i \in \Phi^i} J^i(e_{k|k-1}^i), \quad (23)$$

where Φ^i denotes the class of all admissible local sampling policies. According to the discussions in [7], (23) can be solved via scalarization method [37] using a fixed Lagrange multiplier $\lambda_i \geq 0$, yielding an unconstrained problem. Hence, the Pareto curve of the pair (J^i, r^i) can be characterized as

$$\min_{\varphi_k^{i,*}} \{J^i + \lambda_i r^i\}. \quad (24)$$

To solve the problem (24), we need to characterize the triggering law φ_k^i . From (1), (18) and (22) one can simply derive the closed-loop dynamics of a sub-system i as follows:

$$\mathbf{x}_{k+1}^i = (\mathbf{A}^i - \mathbf{B}^i \mathbf{K}_*^i) \mathbf{x}_k^i + (1 - \delta_k^i) \mathbf{B}^i \mathbf{K}_*^i e_{k|k-1}^i + \mathbf{w}_k^i. \quad (25)$$

According to (25), having the stabilizing gain \mathbf{u}_k^i , the process state \mathbf{K}_*^i is stable and controlled by the estimation error state $e_{k|k-1}^i$. Hence, to design the triggering law, we confine our search to error-dependent policies. To introduce the class of admissible triggering laws Φ^i , assume an arbitrary variable $M^i(\lambda_i) \in \mathbb{R}^+$, such that $\varphi_k^{i,*}(e_{k|k-1}^i) = 0$ for $\|e_{k|k-1}^i\|_2 \leq M^i(\lambda_i)$, and $\varphi_k^{i,*}(e_{k|k-1}^i) = 1$ for $\|e_{k|k-1}^i\|_2 > M^i(\lambda_i)$. Since $M^i(\lambda_i)$ can be selected freely, i.e. very small or very large, it does not impose any additional constraint on the class of admissible scheduling policies. Under this assumption, the problem (24) can be solved by duality using value iteration [37], [38]. Moreover, according to [7], the optimal event-triggered sampling law $\varphi_k^{i,*}(e_{k|k-1}^i) : \mathbb{R}^+ \cup \{0\} \mapsto \{0, 1\}$ is a

stationary mapping from the estimation error to a transmission decision. Finally, the optimal sampling of sub-system i at time-step k can be expressed as $\delta_k^i = \mathbb{1}\{\|e_{k|k-1}^i\|_2 > M^i(\lambda_i)\}$.

C. Dual Decomposition

We now target network optimization using the formulation in (16). The employed approach is a dual decomposition with on-line adaptation of the Lagrange multipliers. Remind that both $J^i(r^i)$ and Λ are convex, hence so is the problem (16). Further, Slaters' constraint qualification [31, Ch. 5.2.3] is guaranteed to hold for any given positive rate. This results in zero duality gap and strong duality then holds. By explicitly formulating the constraints that define Λ , the GOP becomes:

$$\min_{\mu, \mathbf{r}} \sum_{i \in \mathcal{L}} w^i J^i(r^i) \quad (26a)$$

$$\text{s.t.} \quad r^i \leq \mu_{s_i}^i; \quad (26b)$$

$$r^i, \mu_{s_i}^i \geq 0 \quad \forall i; \quad \mu_n^i = 0 \quad \forall n \neq s_i; \quad (26c)$$

$$\mu_n^i + \sum_{m \in \mathcal{N}} R_{mn}^i \leq \sum_{o \in \mathcal{N}} R_{no}^i \quad \forall n, i; \quad (26d)$$

$$\sum_{i \in \mathcal{L}} R_{mn}^i \leq R_{mn} \quad \forall (m, n); \quad (26e)$$

$$\mathbf{R} \in \mathcal{C}, \quad \mathbf{R}^i \in \mathcal{R}_i \quad \forall i. \quad (26f)$$

As indicated by the dashed line, the functionality of the problem covers two networking layers. The optimizing function (26a) and the first two constraints (26b), (26c) reside in the transport layer, because the impacted variables are the rates injected by the control sampler and the CC admission rates $\mu_{s_i}^i$. Constraints (26d)–(26f) reside on the MAC layer, as they constrain the per-link rates. When explicitly relaxing only the constraints (26b) and (26d), the Lagrangian function becomes

$$\begin{aligned} L(\mathbf{r}, \mu, \mathbf{R}^i, \lambda, \mathbf{q}) &= \sum_{i \in \mathcal{L}} [w^i J^i(r^i) + \lambda_i (r^i - \mu_{s_i}^i)] \\ &+ \sum_{n \in \mathcal{N}} \sum_{i \in \mathcal{L}} q_n^i \left(\mu_n^i + \sum_{m \in \mathcal{N}} R_{mn}^i - \sum_{o \in \mathcal{N}} R_{no}^i \right). \end{aligned}$$

Variables λ_i and q_n^i are non-negative Lagrangian multipliers, respectively. We can now construct the Karush-Kuhn-Tucker (KKT) condition [31, Ch. 5.5.3] for μ_n^i by demanding $\partial L / \partial \mu_n^i = 0$, which yields that $\lambda_i = q_{s_i}^i$. Using this, both, μ and λ can be eliminated from the Lagrangian, which now is:

$$\begin{aligned} L(\mathbf{r}, \mathbf{R}^i, \mathbf{q}) &= \sum_{i \in \mathcal{L}} [w^i J^i(r^i) + q_{s_i}^i r^i] \quad (27) \\ &+ \sum_{n \in \mathcal{N}} \sum_{i \in \mathcal{L}} q_n^i \left(\sum_{m \in \mathcal{N}} R_{mn}^i - \sum_{o \in \mathcal{N}} R_{no}^i \right). \end{aligned}$$

Let $\Omega = \{\mathbf{r}, \mathbf{R}^i : \exists \mathbf{R} \text{ s.t. } (26c), (26e), (26f) \text{ hold}\}$ be the domain of $L(\mathbf{r}, \mathbf{R}^i, \mathbf{q})$ over the primal variables \mathbf{r} and \mathbf{R}^i . Then, the dual function reduces to

$$\Theta(\mathbf{q}) = \inf_{(\mathbf{r}, \mathbf{R}^i) \in \Omega} L(\mathbf{r}, \mathbf{R}^i, \mathbf{q}).$$

Due to strong duality, the GOP can be solved in the dual domain, i.e., by solving $\max_{\mathbf{q} \geq 0} \Theta(\mathbf{q})$, which is a convex problem. While we cannot provide a closed-form expression for the dual function, we can evaluate its value for given \mathbf{q} by solving a minimization problem on $L(\mathbf{r}, \mathbf{R}^i, \mathbf{q})$. For fixed

multipliers \mathbf{q} , the Lagrangian (27) has two additive parts that depend on different variables \mathbf{r} and \mathbf{R}^i . Thus, both parts can be optimized independently of each other. In \mathbf{r} , the optimization problem decomposes into independent problems of the form:

$$\min_{r^i \geq 0} w^i J^i(r^i) + q_{s_i}^i r^i, \quad (28)$$

which is an unconstrained problem for a single loop. The solution for (28) is investigated in [7] and is discussed above.

By re-ordering the second sum of $L(\mathbf{r}, \mathbf{R}^i, \mathbf{q})$, converting the minimization into a maximization and explicitly stating the constraints of Ω , the optimization problem in \mathbf{R}^i becomes:

$$\max_{\mathbf{R}^i, \mathbf{R}} \sum_{m \in \mathcal{N}} \sum_{n \in \mathcal{N}} \sum_{i \in \mathcal{L}} R_{mn}^i (q_m^i - q_n^i) \quad (29)$$

$$\text{s.t.} \quad \sum_{i \in \mathcal{L}} R_{mn}^i \leq R_{mn} \quad \forall (m, n); \quad (30)$$

$$\mathbf{R} \in \mathcal{C}, \quad \mathbf{R}^i \in \mathcal{R}_i \quad \forall i. \quad (31)$$

Parts of this problem can be solved analytically. Note that the majority of R_{mn}^i are zero due to the constraint set \mathcal{R}_i , which constrains communication to the routed path of each loop. For fixed R_{mn} , the problem decomposes into independent problems for each link (m, n) . In particular, a weighted sum of those per-loop rates R_{mn}^i that are allowed to use link (m, n) needs to be maximized. Clearly, if $q_m^i < q_n^i$, the maximum value is obtained by $R_{mn}^i = 0$. Among all those loops i for which $q_m^i \geq q_n^i$, the optimal solution is readily solved as

$$R_{mn}^i = \begin{cases} R_{mn}, & \text{if } i = \arg \max_i \{q_m^i - q_n^i\} \\ 0, & \text{else.} \end{cases} \quad (32)$$

If several links are tied on the $\arg \max$, a random link may be chosen. Technically, the solution of this sub-problem provides a flow prioritization decision, as it defines to which loop i the data rate of a link is assigned. The multipliers then play the role of prioritization factors. We can now define

$$W_{mn}^i := [q_m^i - q_n^i]^+; \quad W_{mn} := \max_i \{W_{mn}^i\}. \quad (33)$$

Using the optimal values and definitions, the stated problem has the simpler expression

$$\max_{\mathbf{R} \in \mathcal{C}} \sum_{m \in \mathcal{N}} \sum_{n \in \mathcal{N}} W_{mn} R_{mn}. \quad (34)$$

This is a MAC layer weighted sum-rate (WSR) maximization, a problem that is well recognized in networking (e.g., [39]–[43]). The explicit solution to this problem varies depending on the exact system properties, i.e., with the action set \mathcal{A} and link state set \mathcal{Q} , respectively. However, it is well investigated under various system assumptions. We conclude that given \mathbf{q} , the value of $\Theta(\mathbf{q})$ can be obtained by solving a combination of optimal control, flow scheduling and WSR maximization.

Given this development, we can choose the optimal multipliers by maximizing the dual function with a gradient ascent [31], [44]. As the optimal values of the Lagrange-variables satisfy $\lambda_i = q_{s_i}^i \quad \forall i$, it is only necessary to update \mathbf{q} . Using the formulation in (27), this results in the update formula

$$q_n^i[x+1] := \left[q_n^i[x] + \theta \left[\sum_{m \in \mathcal{N}} R_{mn}^i + \sum_{i \in \mathcal{U}_n} r^i - \sum_{o \in \mathcal{N}} R_{no}^i \right] \right]^+ \quad (35)$$

Algorithm 1 Back-pressure Solution

```

1: Pre-design  $\xi^i \forall i$  using
2:  $\zeta_k^{i,*}(Z_k^i) = -\mathbf{K}_*^i \mathbb{E}[\mathbf{x}_k^i | Z_k^i]$  according to (19)-(21)
3: Pre-design  $M^i(\lambda) \forall i$  (e.g., with value iteration [45])
4: Choose  $\theta > 0$ 
5: for  $\tau = 1, \dots, \infty$  do
6:   for all  $i \in \mathcal{L}, k \in \mathcal{K}^i[\tau]$  do
7:      $\mathbf{u}_k^i = \zeta_k^{i,*}(Z_k^i)$ 
8:      $\delta_k^i = \mathbb{1}\{\|e_{k|k-1}^i\|_2 > M^i(\theta B_{s_i}[\tau])\}$ 
9:   end for
10:  for all  $(m, n) \in \mathcal{N} \times \mathcal{N}$  do
11:    for all  $i : (m, n) \in \mathcal{Z}_i$  do
12:       $W_{mn}^i[\tau] := [B_n^i[\tau] - B_m^i[\tau]]^+$ 
13:    end for
14:     $W_{mn}[\tau] := \max_i \{W_{mn}^i[\tau]\}$ 
15:     $i_{mn}^* := \arg \max_i \{W_{mn}^i[\tau]\}$ 
16:  end for
17:   $\mathbf{A}[\tau] := \arg \max_{\mathbf{A} \in \mathcal{A}} \sum_{m \in \mathcal{N}} \sum_{n \in \mathcal{N}} W_{mn} R_{mn}(\mathbf{Q}[\tau], \mathbf{A})$ 
18:  Assign resulting rates to  $i_{mn}^* \forall (m, n)$ 
19: end for

```

where $x \in \mathbb{N}_+$ is the iteration and $\theta > 0$ is a fixed step-size.

From convex optimization theory [31], [44], it is known that for appropriately chosen fixed step-sizes, gradient ascent algorithms converge towards a vicinity of the optimal solutions from arbitrary initial points. The size of the vicinity and convergence speed thereby depends on the step-size and smaller step-sizes result in a smaller vicinity but slower convergence. By comparing (35) with (6) and choosing $q_n^i[0] := \theta B_n^i[0] \forall n, l$, it becomes clear that $q_n^i[x] := \theta B_n^i[x]$, i.e., q_n^i reflects the behavior of the respective MAC layer queue.

D. Optimal Networking

For the optimal CC and scheduling strategies ψ and π , any value of μ_n^i satisfies the KKT condition because the optimal multipliers are given by $\lambda_i = q_{s_i}^i \forall i$. From the complementary slackness conditions, it must hold at optimality that

$$\lambda_i (r^i - \mu_{s_i}^i) = 0 \quad \forall i. \quad (36)$$

We further deduce that at optimality, $\lambda_i > 0$ because $J^i(r^i)$ is decreasing in r^i . Let $\lambda_i = 0$ be an optimal multiplier, then r^i could be ever increased to reduce the Lagrangian (27) further, which contradicts optimality of any r^i and leads to infeasibility due to violation of the rate constraint. Hence $\lambda_i > 0$ must hold, leading to $\mu_{s_i}^i = r^i$ by (36), i.e., the optimal admitted rate matches the injected one. Hence there is no need for CC in the given formulation. Indeed, as the sampling strategy is network-aware, it implicitly performs the task of CC. Therefore, using an optimal sampling strategy, the best CC policy is to pass through any traffic towards the MAC-layer immediately.

E. Resulting Algorithm

The optimization algorithm, i.e. Algorithm 1, is a combination of certainty equivalent control, threshold based sampling and back-pressure scheduler [1], [26], [30]: As shown in lines 2 and 7, each loop uses the certainty equivalent control law

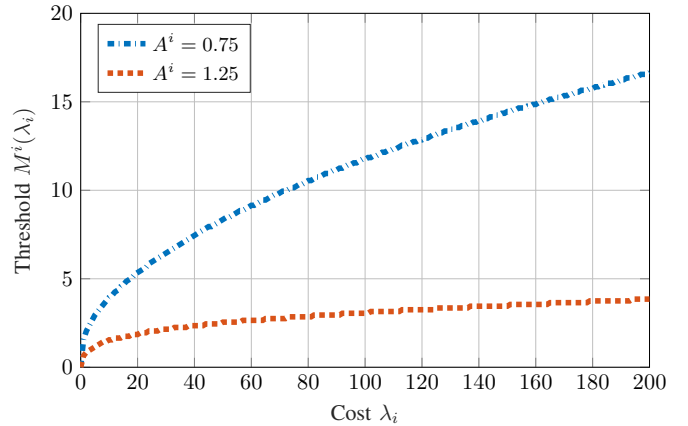


Fig. 2. Sampling threshold M^i as a function of λ_i , given $A^i \in \{0.75, 1.25\}$

in (19)–(21). Further, a threshold mapping $M^i : \mathbb{R}_+ \mapsto \mathbb{R}_+$ from each Lagrange multiplier λ_i to a threshold $M^i(\lambda_i)$ is designed. This can be done with value iteration [45], using the error as system state and fixed λ_i as transmission cost, [7]. In each control step, the samplers use a threshold policy (line 8) where a scaled version of the MAC back-log, $\theta B_{s_i}[\tau]$, is used as price value. On the network side each node $n \in \mathcal{N}$ determines the $W_{mn}^i[\tau] = [B_n^i[\tau] - B_m^i[\tau]]^+$ of all control loops whose traffic passes through them. The values are then used to solve a back-pressure scheduling problem in line 17 and the resulting rates are assigned to the loops with maximum differential back-log on each node.

IV. SIMULATION RESULTS

We present a simulation study with the back-pressure solution from Algorithm 1. We assume $|\mathcal{L}| = \{2, 4, 6, \dots, 46\}$ control loops over a two-hop wireless network, in which all packets generated at the source nodes are forwarded to their destinations through a central base station node. Two transmission channels are available for each uplink and downlink hops to transport the data. We assume that the base station knows the queue backlog lengths and channel qualities through buffers status reports and channel sounding, based on which it enforces schedules according to a back-pressure scheduling law. To create diversity of CC mechanisms among loops, consider two classes of scalar plants with $A^i \in \{0.75, 1.25\}$. Let the number of stable plants ($A^i = 0.75$) be equal with that of unstable ones ($A^i = 1.25$), $B^i = 1$, and $w^i \sim \mathcal{N}(0, 1)$, $\forall i \in \mathcal{L}$. Packet size and channel quality is equal for all loops and each link can accommodate two users simultaneously. We consider equal sampling period among all control loops, and ten times faster communication $T_k = T^i = 10 \cdot T_\tau, \forall i \in \mathcal{L}$.

Fig. 2 illustrates the threshold values for both classes of loops for $Q_x^i = 1.0$ and $Q_u^i = 0, \forall i$. From (19) together with $Q_u^i = 0$, the optimal control becomes a deadbeat controller with the optimal gain $K_*^i = A^i$. The values are obtained by using the value iteration to solve an average cost-per-stage problem for each fixed λ_i , following [7]. Note that as shown in Section III-C, threshold values of the i -th loop λ_i are proportional to the current backlog in the MAC layer queue, i.e., $\lambda_i = q_{s_i}^i = \theta B_{s_i}^i$. A higher queue backlog leads to a higher threshold value which reduces the chance of a packet

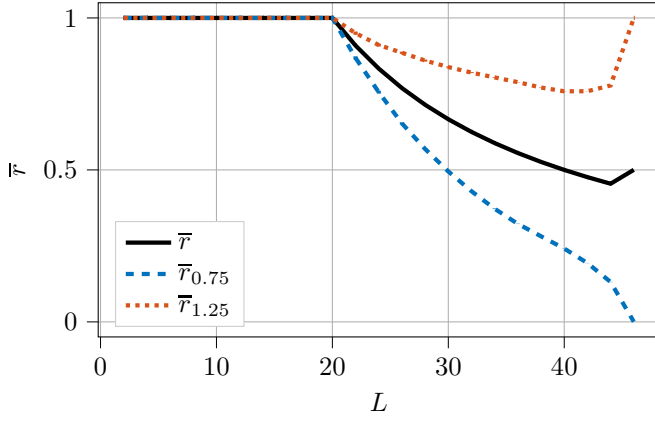


Fig. 3. Solid line: average packet injection rate per system, i.e., \bar{r} . Dashed lines $\bar{r}_{0.75}$ and $\bar{r}_{1.25}$: average rate of stable and unstable plants, respectively.

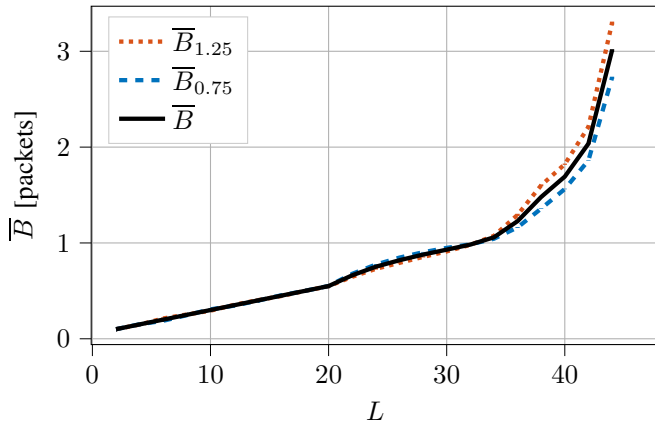


Fig. 4. Solid line: average queue backlog of the MAC buffer per system, i.e., \bar{B} . Dashed lines $\bar{B}_{0.75}$ and $\bar{B}_{1.25}$: average queue backlog of stable and unstable plants, respectively. Vertical error bars with 95% confidence intervals.

injection at the source, effectively leading to a CC mechanism. Further, it is observed that rate reduction is more aggressive for stable plants due to the increased threshold.

Figs. 3 and 4 present the interplay between the queue backlog (queued packets) at the source and the resulting average rate \bar{r} admitted at the source in terms of packets per slot. In addition, the averages over all stable and unstable loops are shown. Confidence intervals for 95% confidence level are included but mostly smaller than the line width in the figures. As the number of loops L increases from 2 to 20, we observe that the average rate \bar{r} per loop stays constant. The initial rate being equal to 1.0 corresponds to the normalized sampling rate of control loops and implies that all of the generated packets have been successfully delivered to the respective recipient. As the number of loops exceeds 20, which is also the maximum number of transmission opportunities available in sampling period T_k , the CC mechanism reduces the packet admission rate. The system becomes unstable when $L = 46$. From this point on, due to divergence of error in unstable loops, the CC algorithm starts to inject packets into MAC queue with full sampling rate, i.e., $\bar{r} = 1.0$, effectively overloading the network. Hence, the packet injection stops completely for the stable loops with $A^i = 0.75$, as their error norm hardly exceeds the respective threshold values. In order to avoid visual clutter,

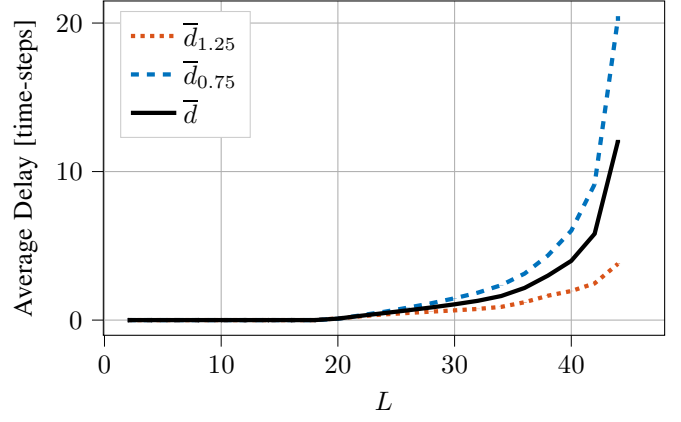


Fig. 5. The solid line illustrates the average delay per system, i.e., \bar{d} . Dashed lines $\bar{d}_{0.75}$ and $\bar{d}_{1.25}$ show the delay of stable and unstable plants, respectively. Vertical error bars represent 95% confidence intervals.

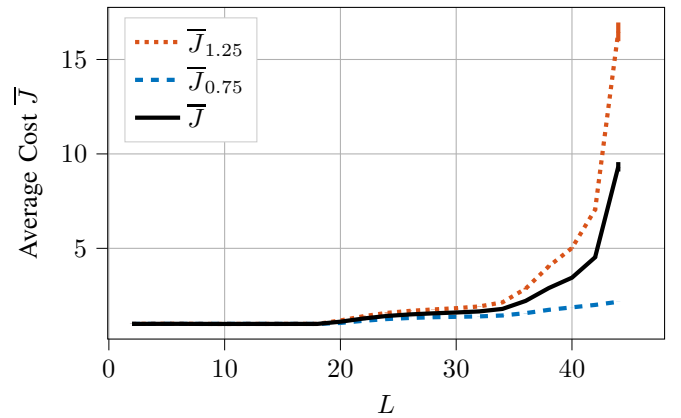


Fig. 6. Solid line illustrates the average quadratic cost per system, i.e., \bar{J} . Dashed lines $\bar{J}_{0.75}$ and $\bar{J}_{1.25}$ show the average rate of stable and unstable plants, respectively. Vertical error bars represent 95% confidence intervals.

we exclude the results for $L=46$ in Figs. 4, 5 and 6.

From Fig. 4 we can see that together with the admission control, back-pressure solution as a MAC policy succeeds limiting queue backlog length up to 44 loops. Since Algorithm 1 selects the user with maximum queue backlog on each link, average queue backlog stays close for both plant classes for $L \leq 44$. From the results illustrated in Figs. 3 and 4, we can conclude that the unstable loops, i.e., $A^i = 1.25$, constitute the majority of the ongoing traffic as network congestion increases. This is evident from Figure 5 as well which shows the average delay in time-steps. Even though packet injection rate of the unstable loops is much higher than the stable ones, due to prioritization of larger queue backlog, they are provided lower end-to-end delay. The resulting control cost is illustrated in Fig. 6. It shows that for higher number of loops, the control cost of the unstable loops is higher even though they are served higher rates and lower delays. This follows from the higher sensitivity of unstable loops to packet drops and delays [46].

V. CONCLUSIONS

In this work we investigate a joint system design for NCS, from both, control and networking perspectives. We formulate the problem of minimizing the weighted sum LQG cost for

stochastic LTI systems in a multi-hop network with generalized MAC layer capabilities. Optimization is performed over the set of admissible sampling, control, congestion control and scheduling strategies. We perform decomposition of the global problem into a “primal” control and a “master” networking problem, which are coupled through Lagrangian multipliers. The primal problem is solved for fixed multipliers and leads to a certainty equivalence control together with a threshold based sampling policy. A dual optimization is used for the master problem, leading to a back-pressure type scheduler with a simple pass-through congestion control. Interestingly, the Lagrange multipliers are shown to be related to queue back-logs, i.e., the local back-log could be used as “communication price” for the corresponding control loop. The resulting structure was applied and implemented to a two-hop cellular network, where the observations consistently verified the theoretical results.

REFERENCES

- [1] M. Chiang, S. H. Low, A. R. Calderbank, and J. C. Doyle, “Layering as optimization decomposition: A mathematical theory of network architectures,” *IEEE Proceedings*, vol. 95, no. 1, pp. 255–312, 2007.
- [2] P. Bommannavar and T. Basar, “Optimal control with limited control actions and lossy transmissions,” in *47th IEEE Conference on Decision and Control*. IEEE, 2008, pp. 2032–2037.
- [3] A. Molin and S. Hirche, “On lqg joint optimal scheduling and control under communication constraints,” in *Proceedings of the 48th IEEE Conference on Decision and Control*, 2009, pp. 5832–5838.
- [4] —, “On the optimality of certainty equivalence for event-triggered control systems,” *IEEE Trans. Autom. Control*, vol. 58, no. 2, pp. 470–474, 2013.
- [5] M. S. Branicky, S. M. Philips, and W. Zhang, “Scheduling and Feedback Co-Design for Networked Control Systems,” in *Proceedings of the 41st IEEE Conference on Decision and Control*, 2002, pp. 1211–1217.
- [6] W. P. M. H. Heemels, A. R. Teel, N. van de Wouw, and D. Nešić, “Networked Control Systems with Communication Constraints: Trade-offs between Transmission Intervals and Delays,” in *Proceedings of the European Control Conference*. EUCA, 2009, pp. 4296–4301.
- [7] A. Molin and S. Hirche, “Price-based adaptive scheduling in multi-loop control systems with resource constraints,” *IEEE Trans. Autom. Control*, vol. 59, no. 12, pp. 3282–3295, 2014.
- [8] D. Maity, M. H. Mamduhi, S. Hirche, K. H. Johansson, and J. S. Baras, “Optimal lqg control under delay-dependent costly information,” *IEEE Control Systems Letters*, vol. 3, no. 1, pp. 102–107, 2019.
- [9] L. Xiao, M. Johansson, H. Hindi, S. Boyd, and A. Goldsmith, “Joint optimization of communication rates and linear systems,” *IEEE Trans. Autom. Control*, vol. 48, no. 1, pp. 148–153, 2003.
- [10] A. Molin and S. Hirche, “Optimal design of decentralized event-triggered controllers for large-scale systems with contention-based communication,” in *2011 50th IEEE Conference on Decision and Control and European Control Conference*, Dec 2011, pp. 4710–4716.
- [11] M. H. Mamduhi, D. Tolić, and S. Hirche, “Robust Event-Based Data Scheduling for Resource Constrained Networked Control Systems,” in *2015 American Control Conference (ACC)*, 2015, pp. 4695–4701.
- [12] G. C. Walsh and H. Ye, “Scheduling of Networked Control Systems,” *IEEE Control Syst. Mag.*, vol. 10, no. 3, pp. 57–65, 2001.
- [13] G. C. Walsh, H. Ye, and L. G. Bushnell, “Stability Analysis of Networked Control Systems,” *IEEE Trans. Control Syst. Technol.*, vol. 10, no. 3, pp. 438–446, 2002.
- [14] R. Schoeffauer and G. Wunder, “Predictive network control and throughput sub-optimality of max weight,” in *2018 European Conference on Networks and Communications (EuCNC)*. IEEE, 2018, pp. 1–6.
- [15] M. H. Mamduhi, D. Tolić, and S. Hirche, “Decentralized event-based scheduling for shared-resource networked control systems,” in *Control Conference (ECC), 2015 European*. IEEE, 2015, pp. 947–953.
- [16] M. Vilgelm, M. H. Mamduhi, W. Kellerer, and S. Hirche, “Adaptive Decentralized MAC for Event-Triggered Networked Control Systems,” in *Proceedings of the 19th International Conference on Hybrid Systems: Computation and Control (HSCC)*. ACM, 2016, pp. 165–174.
- [17] K. Gatsis, A. Ribeiro, and G. J. Pappas, “Control-Aware Random Access Communication,” in *2016 ACM/IEEE 7th International Conference on Cyber-Physical Systems (ICCP)*. IEEE, 2016, pp. 1–9.
- [18] M. Balaghi, D. J. Antunes, M. H. Mamduhi, and S. Hirche, “An optimal LQG controller for stochastic event-triggered scheduling over a lossy communication network,” *7th IFAC Workshop on Distributed Estimation and Control in Networked Systems*, vol. 51, no. 23, pp. 58 – 63, 2018.
- [19] G. Boggia and P. Camarda, “Toward wireless networked control systems: an experimental study on real-time communications in 802.11 WLANs,” *Systems, 2008. WFC*, 2008.
- [20] S. Misra, P. V. Krishna, V. Saritha, H. Agarwal, L. Shu, and M. S. Obaidat, “Efficient medium access control for cyber-physical systems with heterogeneous networks,” *IEEE Syst. J.*, vol. 9, no. 1, pp. 22–30, 2015.
- [21] M. Eisen, M. M. Rashid, K. Gatsis, D. Cavalcanti, N. Himayat, and A. Ribeiro, “Control aware radio resource allocation in low latency wireless control systems,” *arXiv preprint arXiv:1811.00409*, 2018.
- [22] D. E. Quevedo, A. Ahlén, and J. Ostergaard, “Energy efficient state estimation with wireless sensors through the use of predictive power control and coding,” *IEEE Trans. Signal Process.*, vol. 58, no. 9, pp. 4811–4823, 2010.
- [23] X. Liu and A. Goldsmith, “Wireless network design for distributed control,” in *Proceedings of the IEEE Conference on Decision and Control*. Citeseer, 2004, pp. 2823–2829.
- [24] J. Wu, Q. Jia, K. H. Johansson, and L. Shi, “Event-based sensor data scheduling: Trade-off between communication rate and estimation quality,” *IEEE Trans. Autom. Control*, vol. 58, no. 4, pp. 1041–1046, 2013.
- [25] B. Li, Y. Ma, T. Westenbroek, C. Wu, H. Gonzalez, and C. Lu, “Wireless routing and control: a cyber-physical case study,” in *Cyber-Physical Systems, ACM/IEEE 7th International Conference on*, 2016, pp. 1–10.
- [26] L. Georgiadis, M. J. Neely, and L. Tassiulas, “Resource allocation and cross-layer control in wireless networks,” *Foundations and Trends in Networking*, vol. 1, no. 1, pp. 1–144, 2006.
- [27] M. Klügel, “Operation and control of device-to-device communication in cellular networks,” Ph.D. dissertation, TU Munich, 2019.
- [28] S. Asmussen, *Applied Probability and Queues*. Springer NY, 2003.
- [29] M. J. Neely, “Stochastic network optimization with application to communication and queueing systems,” *Synthesis Lectures on Communication Networks*, vol. 3, no. 1, pp. 1–211, 2010.
- [30] X. Lin, N. B. Shroff, and R. Srikant, “A tutorial on cross-layer optimization in wireless networks,” *IEEE J. Sel. Areas Commun.*, vol. 24, no. 8, pp. 1452–1463, Aug 2006.
- [31] S. Boyd and L. Vandenberghe, *Convex Optimization*. New York, NY, USA: Cambridge University Press, 2004.
- [32] C. Ramesh, H. Sandberg, and K. H. Johansson, “Design of state-based schedulers for a network of control loops,” *IEEE Trans. Autom. Control*, vol. 58, no. 8, pp. 1962–1975, Aug 2013.
- [33] A. Nayyar, T. Baar, D. Teneketzis, and V. V. Veeravalli, “Optimal strategies for communication and remote estimation with an energy harvesting sensor,” *IEEE Trans. Autom. Control*, vol. 58, no. 9, pp. 2246–2260, Sep. 2013.
- [34] M. Rabi, G. V. Moustakides, and J. S. Baras, “Adaptive sampling for linear state estimation,” *SIAM J. Control Optim.*, vol. 50, no. 2, pp. 672–702, Mar. 2012.
- [35] G. M. Lipsa and N. C. Martins, “Remote state estimation with communication costs for first-order lti systems,” *IEEE Trans. Autom. Control*, vol. 56, no. 9, pp. 2013–2025, Sep. 2011.
- [36] A. Molin and S. Hirche, “Structural characterization of optimal event-based controllers for linear stochastic systems,” in *49th IEEE Conference on Decision and Control (CDC)*, Dec 2010, pp. 3227–3233.
- [37] O. Hernández-Lerma and R. Romera, “The scalarization approach to multiobjective markov control problems: Why does it work?” *Appl. Math. Optim.*, vol. 50, no. 3, pp. 279–293, Oct 2004.
- [38] O. Hernández-Lerma, *Adaptive Markov Control Processes*. Berlin, Heidelberg: Springer-Verlag, 2001.
- [39] M. Kobayashi and G. Caire, “An iterative water-filling algorithm for maximum weighted sum-rate of gaussian mimo-bc,” *IEEE J. Sel. Areas Commun.*, vol. 24, no. 8, pp. 1640–1646, 2006.
- [40] S. S. Christensen, R. Agarwal, E. D. Carvalho, and J. M. Cioffi, “Weighted sum-rate maximization using weighted mmse for mimo-bc beamforming design,” *IEEE Trans. Wireless Commun.*, vol. 7, no. 12, pp. 4792–4799, December 2008.
- [41] I. C. Wong and B. Evans, “Optimal downlink OFDMA resource allocation with linear complexity to maximize ergodic rates,” *IEEE Trans. Wireless Commun.*, vol. 7, no. 3, pp. 962–971, 2008.
- [42] I. C. Wong, O. Oteri, and W. McCoy, “Optimal resource allocation in uplink sc-fdma systems,” *IEEE Trans. Wireless Commun.*, vol. 8, no. 5, pp. 2161–2165, May 2009.

- [43] C. W. Tan, M. Chiang, and R. Srikant, "Maximizing sum rate and minimizing mse on multiuser downlink: Optimality, fast algorithms and equivalence via max-min sinr," *IEEE Trans. Signal Process.*, vol. 59, no. 12, pp. 6127–6143, Dec 2011.
- [44] P. P. Marino, *Optimization of Computer Networks: Modeling and Algorithms: a Hands-on Approach*. John Wiley & Sons, 2016.
- [45] D. P. Bertsekas, *Dynamic Programming and Optimal Control, Vol. II*, 3rd ed. Athena Scientific, 2007.
- [46] W. Zhang, M. S. Branicky, and S. M. Phillips, "Stability of networked control systems," *IEEE Control Syst. Mag.*, vol. 21, no. 1, pp. 84–99, Feb 2001.