

A General Framework for Empirical Bayes Estimation in Discrete Linear Exponential Family

Trambak Banerjee

*Data Sciences and Operations
University of Southern California
Los Angeles, CA 90089, USA*

TRAMBAKB@USC.EDU

Qiang Liu

*Computer Science
University of Texas at Austin
Austin, Texas 78712, USA*

LQIANG@CS.UTEXAS.EDU

Gourab Mukherjee

*Data Sciences and Operations
University of Southern California
Los Angeles, CA 90089, USA*

GOURAB@USC.EDU

Wenguang Sun

*Data Sciences and Operations
University of Southern California
Los Angeles, CA 90089, USA*

WENGUANS@MARSHALL.USC.EDU

Editor:

Abstract

We develop a Nonparametric Empirical Bayes (NEB) framework for compound estimation in the discrete linear exponential family, which includes a wide class of discrete distributions frequently arising from modern big data applications. We propose to directly estimate the Bayes shrinkage factor in the generalized Robbins' formula via solving a scalable convex program, which is carefully developed based on a RKHS representation of the Stein's discrepancy measure. The new NEB estimation framework is flexible for incorporating various structural constraints into the data driven rule, and provides a unified approach to compound estimation with both regular and scaled squared error losses. We develop theory to show that the class of NEB estimators enjoys strong asymptotic properties. Comprehensive simulation studies as well as analyses of real data examples are carried out to demonstrate the superiority of the NEB estimator over competing methods.

Keywords: Asymptotic Optimality; Empirical Bayes; Power Series Distributions; Shrinkage estimation; Stein's discrepancy

1. Introduction

Shrinkage methods, exemplified by the seminal work of James and Stein (1961), have received renewed attention in modern large-scale inference problems (Efron, 2012; Fourdrinier et al., 2018). Under this setting, the classical Normal means problem has been extensively studied (Brown, 2008; Jiang et al., 2009; Brown and Greenshtein, 2009; Efron, 2011; Xie et al., 2012; Weinstein et al., 2018). However, in a variety of applications, the observed data are often discrete. For instance, in the News Popularity study discussed in Section 5, the goal is to estimate the popularity of a large number of news items based on their frequencies of being shared in social media platforms such as Facebook and LinkedIn. Another important application scenario arises from genomics research, where estimating the expected number of mutations across a large number of genomic locations can help identify key drivers or inhibitors of a given phenotype of interest.

We mention two main limitations of existing shrinkage estimation methods. First, the methodology and theory developed for continuous variables, in particular for Normal means problem, may not be directly applicable to discrete models. Second, existing methods have focused on the squared error loss. However, the scaled loss (Clevenson and Zidek, 1975), which effectively reflects the asymmetries in decision making [cf. Equation (3)], is a more desirable choice for many discrete models such as Poisson, where the scaled loss corresponds to the local Kulback-Leibler distance. The scaled loss also provides a more desirable criterion in a range of sparse settings, for example, when the goal is to estimate the rates of rare outcomes in Binomial distributions (Fourdrinier and Robert, 1995). Much research is needed for discrete estimation problems under various loss functions. This article develops a general framework for empirical Bayes estimation for the discrete linear exponential (DLE) family, also known as the family of discrete power series distributions (Noack, 1950), under both regular and scaled error losses.

The DLE family includes a wide class of popular members such as the Poisson, Binomial, negative Binomial and Geometric distributions. Let Y be a non-negative integer valued random variable. Then Y is said to belong to a DLE family if its probability mass function (pmf) is of the form

$$p(y|\theta) = \frac{a_y \theta^y}{g(\theta)}, \quad y \in \{0, 1, 2, \dots\}, \quad (1)$$

where a_y and $g(\theta)$ are known functions such that $a_y \geq 0$ is independent of θ and $g(\theta)$ is a normalizing factor that is differentiable at every θ . Special cases of DLE include the Poisson(λ) distribution with $a_y = (y!)^{-1}$, $\theta = \lambda$ and $g(\theta) = \exp(\theta)$, and the Binomial(m, q) distribution with $a_y = \binom{m}{y}$, $\theta = q/(1-q)$ and $g(\theta) = (1+\theta)^m$.

Suppose Y_1, \dots, Y_n obey the following hierarchical model

$$Y_i | \theta_i \stackrel{ind.}{\sim} \text{DLE}(\theta_i), \quad \theta_i \stackrel{i.i.d.}{\sim} G(\cdot), \quad (2)$$

where $G(\cdot)$ is an unspecified prior distribution on θ_i . The problem of interest is to estimate $\boldsymbol{\theta} = (\theta_1, \dots, \theta_n)$ based on $\mathbf{Y} = (Y_1, \dots, Y_n)$. Empirical Bayes approaches to this compound decision problem date back to the famous Robbins' formula (Robbins, 1956) under the Poisson model. Important recent progresses by Brown et al. (2013), Koenker and Mizera (2014) and Koenker and Gu (2017) show that Robbins' estimator can be vastly improved by incorporating smoothness and monotonicity adjustments. The main idea of

existing works is to approximate the shrinkage factor in the Bayes estimator as smooth functionals of the unknown marginal pmf $p(y)$. The pmf can be estimated in various ways including the observed empirical frequencies (Robbins, 1956), the smoothness-adjusted estimator (Brown et al., 2013) or the shape-constrained NPMLE approach (Koenker and Mizera, 2014; Koenker and Gu, 2017).

This article develops a general non-parametric empirical Bayes (NEB) framework for compound estimation in discrete models. We first derive generalized Robbins' formula (GRF) for the DLE Model (2), and then implement GRF via solving a scalable convex program. The powerful convex program, which is carefully developed based on a reproducing kernel Hilbert space (RKHS) representation of Stein's discrepancy measure, leads to a class of efficient NEB shrinkage estimators. We develop theories to show that the NEB estimator is \sqrt{n} consistent up to certain logarithmic factors and enjoys superior risk properties. Simulation studies are conducted to illustrate the superiority of the proposed NEB estimator when compared to existing state-of-the-art approaches such as Brown et al. (2013), Koenker and Mizera (2014) and Koenker and Gu (2017). We show that the NEB estimator has smaller risk in all comparisons and the efficiency gain is substantial in many settings.

There are several advantages of the proposed NEB estimation framework. First, in contrast with existing methods such as the smoothness-adjusted Poisson estimator in Brown et al. (2013), our methodology covers a much wider range of distributions and presents a unified approach to compound estimation in discrete models. Second, our proposed convex program is fast and scalable. It directly produces stable estimates of optimal Bayes shrinkage factors and can easily incorporate various structural constraints into the decision rule. By contrast, the three-step estimator in Brown et al. (2013), which involves smoothing, Rao-Blackwellization and monotonicity adjustments, is complicated, computationally intensive and sometimes unstable (as the numerator and denominator of the ratio are computed separately). Third, the RKHS representation of Stein's discrepancy measure provides a new analytical tool for developing theories such as asymptotic optimality and convergence rates. Finally, the NEB estimation framework is robust to departures from the true model due to its utilization of a generic quadratic program that does not rely on the specific form of a particular DLE family. Our numerical results in Section 4 demonstrate that the NEB estimator has significantly better risk performance than competitive approaches of Efron (2011), Brown et al. (2013) and Koenker and Gu (2017) under a mis-specified Poisson model.

An alternative approach to compound estimation in discrete models, as suggested and investigated by Brown et al. (2013), is to employ variance stabilizing transformations, which converts the discrete problem to a classical normal means problem. This allows estimation via Tweedie's formula for normal variables (Efron, 2011), where the marginal density can be estimated using NPMLE (Jiang et al., 2009; Koenker and Mizera, 2014) or through kernel density methods (Brown and Greenshtein, 2009). However, there are several drawbacks of this approach compared to our NEB framework. First, Tweedie's formula is not applicable to scaled error loss whereas our methodology is built upon the generalized Robbins' formula, which covers both regular and scaled squared error losses. Second, there can be information loss in conventional data processing steps such as standardization, transformation and continuity approximation. While investigating the impact of information loss on compound estimation is of great interest, it is desirable to develop methodologies directly based on generalized Robbins' formula that is specifically derived and tailored for discrete

variables. Finally, our NEB framework provides a convenient tool for developing asymptotic theories. By contrast, convergence rates are yet to be developed for normality inducing transformations, which can be highly non-trivial.

The rest of the paper is organized as follows. In Section 2, we introduce our estimation framework while Section 3 presents a theoretical analysis of the NEB estimator. The numerical performance of our method is investigated using both simulated and real data in Sections 4 and 5 respectively. Additional technical details and proofs are relegated to the Appendices.

2. A General Framework for Compound Estimation in DLE Family

This section describes the proposed NEB framework for compound estimation in discrete models. We first introduce in Section 2.1 the generalized Robbins' formula for the DLE family (2), then propose in Section 2.2 a convex optimization approach for its practical implementation. Details for tuning parameter selection are discussed in Section 2.3.

2.1 Generalized Robbins' formula for DLE models

Denote δ_i an estimator of θ_i . Consider a class of loss functions

$$\ell^{(k)}(\theta_i, \delta_i) = \theta_i^{-k}(\theta_i - \delta_i)^2 \tag{3}$$

for $k \in \{0, 1\}$, where $\ell^{(0)}(\theta_i, \delta_i)$ is the usual squared error loss, and $\ell^{(1)}(\theta_i, \delta_i) = \theta_i^{-1}(\delta_i - \theta_i)^2$ corresponds to the scaled squared error loss (Clevenson and Zidek, 1975; Fourdrinier and Robert, 1995). In compound estimation, one is concerned with the average loss

$$\mathcal{L}_n^{(k)}(\boldsymbol{\theta}, \boldsymbol{\delta}) = n^{-1} \sum_{i=1}^n \ell^{(k)}(\theta_i, \delta_i).$$

The associated risk is denoted $R_n^{(k)}(\boldsymbol{\theta}, \boldsymbol{\delta}) = \mathbb{E}_{\mathbf{Y}|\boldsymbol{\theta}} \mathcal{L}_n^{(k)}(\boldsymbol{\theta}, \boldsymbol{\delta})$. Let $\mathbf{G}(\boldsymbol{\theta})$ denote the joint distribution of $(\theta_1, \dots, \theta_n)$. The Bayes estimator $\boldsymbol{\delta}_{(k)}^\pi$ that minimizes the Bayes risk $B_n^{(k)}(\boldsymbol{\theta}) = \int R_n^{(k)}(\boldsymbol{\theta}, \boldsymbol{\delta}) d\mathbf{G}(\boldsymbol{\theta})$ is given by Lemma 1.

Lemma 1 (Generalized Robbins' formula). *Consider the DLE Model (2). Let $p(\cdot) = \int p(\cdot|\boldsymbol{\theta}) dG(\boldsymbol{\theta})$ be the marginal pmf of Y . Define for $k \in \{0, 1\}$,*

$$w_p^{(k)}(y_i) = \frac{p(y_i - k)}{p(y_i + 1 - k)}, \text{ for } y_i = k, k + 1, \dots.$$

Then the Bayes estimator that minimizes the risk $B_n^{(k)}(\boldsymbol{\theta})$ is given by $\boldsymbol{\delta}_{(k)}^\pi = \{\delta_{(k),i}^\pi(y_i) : 1 \leq i \leq n\}$, where

$$\delta_{(k),i}^\pi(y_i) = \begin{cases} \frac{a_{y_i-k}/a_{y_i+1-k}}{w_p^{(k)}(y_i)}, & \text{for } y_i = k, k + 1, \dots \\ 0, & \text{for } y_i < k \end{cases}. \tag{4}$$

Remark 1. Under the squared error loss ($k = 0$) with $Y_i \mid \theta_i \sim \text{Poi}(\theta_i)$ and $a_{y_i} = (y_i!)^{-1}$, Lemma 1 yields

$$\delta_{(0),i}^\pi(y_i) = (y_i + 1) \frac{p(y_i + 1)}{p(y_i)}, \quad (5)$$

which recovers the classical Robbins' formula (Robbins, 1956). In contrast, under the scaled loss, we have

$$\delta_{(1),i}^\pi(y_i) = y_i \frac{p(y_i)}{p(y_i - 1)} \text{ for } y_i > 0 \text{ and } \delta_{(1),i}^\pi(y_i) = 0 \text{ otherwise.} \quad (6)$$

Under scaled error loss the estimator (5) can be much outperformed by (6) (and vice versa under the regular loss). We develop parallel results for the two types of loss functions.

Next we discuss related works for implementing Robbins' formula under the empirical Bayes (EB) estimation framework. Inspecting (4) and (5), we can view a_{y_i-k}/a_{y_i+1-k} as a naive and known estimator of θ_i . The ratio functional $w_p^{(k)}(y_i)$, which is unknown in practice, represents the optimal shrinkage factor that depends on $p(\cdot)$. Hence, a simple EB approach, as done in the classical Robbins' formula, is to estimate $w_p^{(k)}(y)$ by plugging-in empirical frequencies: $\hat{w}_n^{(0)}(y) = \hat{p}_n(y)/\hat{p}_n(y+1)$, where $\hat{p}_n(y) = n^{-1} \sum_{i=1}^n \mathbb{I}(y_i = y)$. It is noted by Brown et al. (2013) that this plug-in estimator can be highly inefficient especially when θ_i are small. Moreover, the numerator and denominator in $w_p^{(0)}(y)$ are estimated separately, which may lead to unstable ratios. Brown et al. (2013) showed that Robbins' formula can be dramatically improved by imposing additional smoothness and monotonicity adjustments. An alternative approach is to estimate $p(y)$ using NPMLE (Jiang et al., 2009) under appropriate shape constraints (Koenker and Mizera, 2014). However, efficient estimation of $p(y)$ may not directly translate into an efficient estimation of the underlying ratio $p(y+1)/p(y)$. We recast the compound estimation problems as a convex program, which directly produces consistent estimates of the ratio functionals

$$\mathbf{w}_p^{(k)} = \left\{ w_p^{(k)}(y_1), \dots, w_p^{(k)}(y_n) \right\}$$

from data. The estimators are shown to enjoy superior numerical and theoretical properties. Unlike existing works that are limited to regular loss and specific members in the DLE family, our method can handle a wide range of distributions and various types of loss functions in a unified framework.

2.2 Shrinkage estimation by convex optimization

This section focuses on the scaled squared error loss ($k = 1$). Methodologies and theories for the case with usual squared error loss ($k = 0$) can be derived similarly; details are provided in Appendix A.1. We first introduce some notations and then present the NEB estimator in Definition 1A.

Suppose Y is a non-negative integer-valued random variable with pmf $p(\cdot)$. Define

$$h_0^{(1)}(y) = \begin{cases} 1, & \text{if } y = 0 \\ 1 - w_p^{(1)}(y), & \text{if } y \in \{1, 2, \dots\}. \end{cases} \quad (7)$$

Let $\mathcal{K}_\lambda(y, y') = \exp\{-\frac{1}{2\lambda}(y-y')^2\}$ be the positive definite Radial Basis Function (RBF) kernel with bandwidth parameter $\lambda \in \Lambda$ where Λ is a compact subset of \mathbb{R}^+ bounded away from 0. Given observations $\mathbf{y} = (y_1, \dots, y_n)$ from Model (2), let $\mathbf{h}_0^{(1)} = \{h_0^{(1)}(y_1), \dots, h_0^{(1)}(y_n)\}$. Define operators $\Delta_y \mathcal{K}_\lambda(y, y') = \mathcal{K}_\lambda(y+1, y') - \mathcal{K}_\lambda(y, y')$ and

$$\Delta_{y,y'} \mathcal{K}_\lambda(y, y') = \Delta_{y'} \Delta_y \mathcal{K}_\lambda(y, y') = \Delta_y \Delta_{y'} \mathcal{K}_\lambda(y, y').$$

Consider the following $n \times n$ matrices, which are needed in the definition of the NEB estimator:

$$\mathbf{K}_\lambda = n^{-2}[\mathcal{K}_\lambda(y_i, y_j)]_{ij}, \quad \Delta \mathbf{K}_\lambda = n^{-2}[\Delta_{y_i} \mathcal{K}_\lambda(y_i, y_j)]_{ij}, \quad \Delta_2 \mathbf{K}_\lambda = n^{-2}[\Delta_{y_i, y_j} \mathcal{K}_\lambda(y_i, y_j)]_{ij}.$$

Definition 1A (NEB estimator). *Consider the DLE Model (2) with loss $\ell^{(1)}(\theta_i, \delta_i)$. For any fixed $\lambda \in \Lambda$, let $\hat{\mathbf{h}}_n^{(1)}(\lambda) = \{\hat{h}_1^{(1)}(\lambda), \dots, \hat{h}_n^{(1)}(\lambda)\}$ be the solution to the following quadratic optimization problem:*

$$\min_{\mathbf{h} \in \mathbf{H}_n} \hat{\mathbb{M}}_{\lambda, n}(\mathbf{h}) = \mathbf{h}^T \mathbf{K}_\lambda \mathbf{h} + 2\mathbf{h}^T \Delta \mathbf{K}_\lambda \mathbf{1} + \mathbf{1}^T \Delta_2 \mathbf{K}_\lambda \mathbf{1}, \quad (8)$$

where $\mathbf{H}_n = \{\mathbf{h} = (h_1, \dots, h_n) : \mathbf{A}\mathbf{h} \preceq \mathbf{b}, \mathbf{C}\mathbf{h} = \mathbf{d}\}$ is a convex set and $\mathbf{A}, \mathbf{C}, \mathbf{b}$ and \mathbf{d} are known real matrices and vectors that enforce linear constraints on the components of \mathbf{h} . Define $\hat{w}_i^{(1)}(\lambda) = 1 - \hat{h}_i^{(1)}(\lambda)$. Then the NEB estimator is given by $\delta_{(1)}^{\text{neb}}(\lambda) = \{\delta_{(1),i}^{\text{neb}}(\lambda) : 1 \leq i \leq n\}$, where

$$\delta_{(1),i}^{\text{neb}}(\lambda) = \frac{a_{y_i-1}/a_{y_i}}{\hat{w}_i^{(1)}(\lambda)}, \quad \text{if } y_i \in \{1, 2, \dots\},$$

and $\delta_{(1),i}^{\text{neb}}(\lambda) = 0$ if $y_i = 0$.

Next we provide some insights on why the optimization criterion (8) works; theories are developed in Section 3 to establish the properties of the NEB estimator rigorously. Denote $h_0^{(1)}$ and $\tilde{h}^{(1)}$ as the ratio functionals corresponding to pmfs p and \tilde{p} , respectively. Suppose Y_i are i.i.d. samples obeying $p(y)$. Theorem 1 shows that

$$\hat{\mathbb{M}}_{\lambda, n}(\tilde{\mathbf{h}}) = \mathbb{M}_\lambda(\tilde{\mathbf{h}}) + O_p\left(\frac{\log^2 n}{n^{1/2}}\right),$$

where $\hat{\mathbb{M}}_{\lambda, n}(\tilde{\mathbf{h}})$ is the objective function in (8) and $\mathbb{M}_\lambda(\tilde{\mathbf{h}})$, also denoted $\mathcal{S}_\lambda[\tilde{p}](p)$, is the kernelized Stein's discrepancy (KSD). Roughly speaking, the KSD measures how different one distribution p is from another distribution \tilde{p} , with $\mathcal{S}_\lambda[\tilde{p}](p) = 0$ if and only if $\tilde{p} = p$. A key feature of the KSD is that $\mathcal{S}_\lambda[\tilde{p}](p)$ can be equivalently represented by the discrepancy between the corresponding ratio functionals $h_0^{(1)}$ and $\tilde{h}^{(1)}$. Hence, optimizing (8) is asymptotically equivalent to finding $\tilde{h}^{(1)}$ that is as close as possible to the true underlying $h_0^{(1)}$, which corresponds to the optimal shrinkage factor in the compound estimation problem. Theorems 2A and 3A demonstrate that (8) is an effective convex program in the sense that the minimizer $\hat{\mathbf{h}}_n$ is \sqrt{n} consistent with respect to $\mathbf{h}_0^{(1)}$, and the resultant NEB estimator converges to the Bayes estimator.

2.3 Structural constraints and bandwidth selection

In problem (8) the linear inequality $\mathcal{A}\mathbf{h} \preceq \mathbf{b}$ can be used to impose structural constraints on the NEB rule $\delta_{(1)}^{\text{neb}}(\lambda)$. The structural constraints, which may take the form of monotonicity constraints as pursued in, for example, Brown et al. (2013) and Koenker and Mizera (2014), have been shown to be effective for stabilizing the estimator and hence improving the accuracy. For example, when $Y_i | \theta_i \sim \text{Poi}(\theta_i)$ then $\delta_{(1),i}^{\pi}(y_i) = (y_i + 1)/w_p^{(1)}(y_i)$ and \mathcal{A}, \mathbf{b} can be chosen such that

$$h_{(i-1)} - \frac{y_{(i-1)} + 1}{y_{(i)} + 1} h_{(i)} \leq 1 - \frac{y_{(i-1)} + 1}{y_{(i)} + 1}, \text{ for } 2 \leq i \leq n$$

and $y_{(1)} \leq y_{(2)} \leq \dots \leq y_{(n)}$. Moreover, when $y_i = 0$ we set $\delta_{(1),i}^{\text{neb}}(\lambda) = 0$ by convention (see lemma 1). The equality constraints $\mathcal{C}\mathbf{h} = \mathbf{d}$ accommodate such boundary conditions along with instances of ties for which we require $h_i = h_j$ whenever $y_i = y_j$.

The implementation of the quadratic program in (8) requires the choice of a tuning parameter λ in the RBF kernel. For practical applications, λ must be determined in a data-driven fashion. For infinitely divisible random variables (Klenke, 2014) such as Poisson variables, Brown et al. (2013) proposed a modified cross validation (MCV) method for choosing the tuning parameter. However, the MCV method cannot be applied to distributions with bounded support, e.g. variables that are not infinitely divisible (Sato and Ken-Iti, 1999) such as the Binomial distribution. To provide a unified estimation framework for the DLE family, we develop an alternative method for choosing λ . The key idea is to derive an asymptotic risk estimate $\text{ARE}_n^{(1)}(\lambda)$ that serves as an approximation of the true risk $\mathcal{R}_n^{(1)}(\boldsymbol{\theta}, \cdot)$. Then the tuning parameter is chosen to minimize $\text{ARE}_n^{(1)}(\lambda)$.

The methodology based on ARE is illustrated below for Poisson and Binomial models under the scaled loss (see Definitions 2A and 3A, respectively). The ideas can be extended to other members in the DLE family. In Appendix A.2, we provide relevant details for choosing λ under the regular loss $\mathcal{L}_n^{(0)}$.

Definition 2A (ARE of $\delta_{(1)}^{\text{neb}}(\lambda)$ in the Poisson model). *Suppose $Y_i | \theta_i \stackrel{\text{ind.}}{\sim} \text{Poi}(\theta_i)$. Under the loss $\ell^{(1)}(\theta_i, \cdot)$, an ARE of the true risk of $\delta_{(1)}^{\text{neb}}(\lambda)$ is*

$$\text{ARE}_n^{(1,\mathcal{P})}(\lambda) = \frac{1}{n} \left\{ \sum_{i=1}^n y_i + \sum_{i=1}^n \psi_\lambda(y_i) - 2 \sum_{i=1}^n \delta_{(1),i}^{\text{neb}}(\lambda) \right\}, \text{ where}$$

$$\psi_\lambda(y_i) = \{\delta_{(1),j}^{\text{neb}}(\lambda)\}^2 / (y_i + 1), \quad y_i = 0, 1, \dots$$

with $j \in \{1, \dots, n\}$ such that $y_j = y_i + 1$.

For the Binomial model, we proceed along similar lines and consider the following asymptotic risk estimate of the true risk.

Definition 3A (ARE of $\delta_{(1)}^{\text{neb}}(\lambda)$ in the Binomial model). *Suppose $Y_i | q_i \sim \text{Bin}(m, q_i)$. Hence in Equations (1) and (2) we have $a_{y_i} = \binom{m}{y_i}$ and $\theta_i = q_i / (1 - q_i)$. Under the loss $\ell^{(1)}(\theta_i, \cdot)$, an ARE of the true risk of $\delta_{(1)}^{\text{neb}}(\lambda)$ is*

$$\text{ARE}_n^{(1,\mathcal{B})}(\lambda) = \frac{1}{n} \left\{ \sum_{i=1}^n \frac{y_i}{m - y_i + 1} + \sum_{i=1}^n (m - y_i) \psi_\lambda(y_i) - 2 \sum_{i=1}^n \delta_{(1),i}^{\text{neb}}(\lambda) \right\}, \text{ where}$$

$$\psi_\lambda(y_i) = \{\delta_{(1),j}^{\text{neb}}(\lambda)\}^2 / (y_i + 1), \quad y_i = 0, \dots, m.$$

with $j \in \{1, \dots, n\}$ such that $y_j = y_i + 1$.

Remark 2. Although the expression for ψ_λ appears to be identical across Definitions 2A and 3A, it differs with respect to $\delta_{(1)}^{\text{neb}}(\lambda)$. Specifically, in definition 2A, $\delta_{(1)}^{\text{neb}}(\lambda)$ is the NEB estimator of the Poisson means, whereas in Definition 3A, $\delta_{(1)}^{\text{neb}}(\lambda)$ is the NEB estimator of the Binomial odds.

Remark 3. If for some i , $y_i + 1$ is not available in the observed sample \mathbf{y} , $\psi_\lambda(y_i)$ can be calculated using cubic splines, and a linear interpolation can be used to tackle the boundary point of the observed sample maxima.

We propose the following estimate of the tuning parameter λ based on the ARE:

$$\hat{\lambda} = \begin{cases} \arg \min_{\lambda \in \Lambda} \text{ARE}_n^{(1,\mathcal{P})}(\lambda), & \text{if } Y_i \mid \theta_i \stackrel{\text{ind.}}{\sim} \text{Poi}(\theta_i) \\ \arg \min_{\lambda \in \Lambda} \text{ARE}_n^{(1,\mathcal{B})}(\lambda), & \text{if } Y_i \mid q_i \stackrel{\text{ind.}}{\sim} \text{Bin}(m, q_i) \end{cases} . \quad (9)$$

In practice we recommend using $\Lambda = [10, 10^2]$, which works well in all our simulations and real data analyses. In Section 3, we present Lemmas 2 and 3 to provide asymptotic justifications for selecting λ using equation (9).

3. Theory

This section studies the theoretical properties for the NEB estimator under the Poisson and Binomial models. We first investigate the large-sample behavior of the KSD measure (Section 3.1), then turn to the performance of the estimated risk ratios $\hat{\mathbf{w}}_n$ (Section 3.2), and finally establish the consistency and risk properties of the proposed estimator δ^{neb} (Section 3.3). The accuracy of the ARE criteria, which are used in choosing tuning parameter λ , will also be investigated.

3.1 Theoretical properties of the KSD measure

To provide motivation and theoretical support for Definition 1A, we introduce the Kernelized Stein's Discrepancy (KSD) (Liu et al., 2016; Chwialkowski et al., 2016) and discuss its connection to the quadratic program (8). While the KSD has been used in various contexts including goodness of fit tests (Liu et al., 2016), variational inference (Liu and Wang, 2016) and Monte Carlo integration (Oates et al., 2017), our theory on its connection to the compound estimation problem and empirical Bayes methodology is novel.

Assume that Y and Y' are i.i.d. copies from the marginal pmf p . Consider h_0 defined in Equation (7)¹. Let \tilde{p} denote a pmf on the support of Y , for which we similarly define \tilde{h} . The KSD, which is formally defined as

$$\mathcal{S}_\lambda[\tilde{p}](p) = \mathbb{E}_p \left[\left\{ \tilde{h}(Y) - h_0(Y) \right\} \mathcal{K}_\lambda(Y, Y') \left\{ \tilde{h}(Y') - h_0(Y') \right\} \right], \quad (10)$$

1. In Section 3.1 we shall drop the superscript from \mathbf{h}_0 , which is used to indicate whether the loss is scaled or regular. The simplification has no impact since the general idea holds for both types of losses and the discussion in this section focuses on the scaled loss.

provides a discrepancy measure between p and \tilde{p} in the sense that (a)

$$\mathcal{S}_\lambda[\tilde{p}](p) \geq 0 \text{ and } \mathcal{S}_\lambda[\tilde{p}](p) = 0 \text{ if and only if } p = \tilde{p},$$

and (b) informally, $\mathcal{S}_\lambda[\tilde{p}](p)$ tends to increase when there is a bigger disparity between h_0 and \tilde{h} (or equivalently, between p and \tilde{p}).

The direct evaluation of $\mathcal{S}_\lambda[\tilde{p}](p)$ via Equation (10) is difficult because h_0 is unknown. Note that while the pmf p can be learned well from a random sample $\{Y_1, \dots, Y_n\} \sim p$, we introduce an alternative representation of KSD, developed by Liu et al. (2016), in a reproducing kernel Hilbert space (RKHS) that does not directly involve unknown h_0 . Concretely, consider a smooth positive definite kernel function $\kappa_\lambda[\tilde{p}]$:

$$\kappa_\lambda[\tilde{p}](u, v) = \tilde{h}(u)\tilde{h}(v)\mathcal{K}_\lambda(u, v) + \tilde{h}(u)\Delta_v\mathcal{K}_\lambda(u, v) + \tilde{h}(v)\Delta_u\mathcal{K}_\lambda(u, v) + \Delta_{u,v}\mathcal{K}_\lambda(u, v). \quad (11)$$

For i.i.d. copies (Y, Y') from distribution p , it can be shown that

$$\begin{aligned} \mathcal{S}_\lambda[\tilde{p}](p) &= \mathbb{E}_{(Y, Y') \stackrel{i.i.d.}{\sim} p} \left[\kappa_\lambda[\tilde{p}](Y, Y') \right] \\ &= \frac{1}{n(n-1)} \mathbb{E}_p \left[\sum_{1 \leq i \neq j \leq n} \kappa_\lambda[\tilde{h}(Y_i), \tilde{h}(Y_j)](Y_i, Y_j) \right] \\ &:= \mathbb{M}_\lambda(\tilde{\mathbf{h}}), \end{aligned} \quad (12)$$

where $\{Y_1, \dots, Y_n\}$ is a random sample from p . It can be similarly shown that $\mathbb{M}_\lambda(\tilde{\mathbf{h}}) = 0$ if and only if $\tilde{\mathbf{h}} = \mathbf{h}_0$. Substituting the empirical distribution \hat{p}_n in place of the pmf p in (12), we obtain the following empirical evaluation scheme for $\mathcal{S}_\lambda[\tilde{p}](p)$ that is both intuitive and computationally efficient:

$$\mathcal{S}_\lambda[\tilde{p}](\hat{p}_n) = \frac{1}{n^2} \sum_{i=1}^n \sum_{j=1}^n \kappa_\lambda[\tilde{h}(y_i), \tilde{h}(y_j)](y_i, y_j) := \hat{\mathbb{M}}_{\lambda, n}(\tilde{\mathbf{h}}). \quad (13)$$

Note that (13) is exactly the objective function of the quadratic program (8).

The empirical representation of KSD (13) provides an extremely useful tool for solving the discrete compound decision problem under the EB estimation framework. A key observation is that the kernel function $\kappa_\lambda[\tilde{p}](u, v)$ depends on \tilde{p} only through \tilde{h} . Meanwhile, the EB implementation of the generalized Robbins' formula [cf. Equations (4) and (7)] essentially boils down to the estimation of h_0 . Hence, if $\mathcal{S}_\lambda[\tilde{p}](\hat{p}_n)$ is asymptotically equal to $\mathcal{S}_\lambda[\tilde{p}](p)$, then minimizing $\mathcal{S}_\lambda[\tilde{p}](\hat{p}_n)$ with respect to the unknowns $\tilde{\mathbf{h}} = \{\tilde{h}(y_1), \dots, \tilde{h}(y_n)\}$ is effectively the process of finding an \tilde{h} that is as close as possible to h_0 , which yields an asymptotically optimal solution to the EB estimation problem. Therefore our formulation of the NEB estimator $\delta^{\text{neb}}(\lambda)$ would be justified as long as we can establish the asymptotic consistency of the sample criterion $\mathcal{S}_\lambda[\tilde{p}](\hat{p}_n)$ around the population criterion $\mathcal{S}_\lambda[\tilde{p}](p)$ uniformly over λ (Theorem 1).

For a fixed mass function \tilde{p} on the support of Y , we impose the following regularity conditions that are needed in our technical analysis.

(A1) $\mathbb{E}_p |\kappa_\lambda[\tilde{h}(U), \tilde{h}(V)](U, V)|^2 < \infty$ for all $\lambda \in \Lambda$ where Λ is a compact subset of \mathbb{R}^+ bounded away from 0.

- (A2) For some $\epsilon \in (0, 1)$, $\overline{\lim}_{n \rightarrow \infty} n^{-1} \sum_{i=1}^n \exp(\epsilon \theta_i) < \infty$.
- (A3) For any function g that satisfies $0 < \|g\|_2^2 < \infty$, there exists a constant $c > 0$ such that $\sum_{i,j=1}^n g(y_i) \mathcal{K}_\lambda(y_i, y_j) g(y_j) > c \|g\|_2^2$ for every $\lambda \in \Lambda$.
- (A4) The feasible solutions \mathbf{h}_n to equations (8) and (15) satisfy $\sup_{\mathbf{h}_n \in \mathbf{H}_n} \|\mathbf{h}_n\|_1 = O(n \log n)$.

Remark 4. Assumption (A1) is a standard moment condition on the kernel function related to V-statistics, see, for example, Serfling (2009). Assumption (A2) ensures that with high probability $\max(Y_1, \dots, Y_n) \leq \log n$ as $n \rightarrow \infty$. This idea is formalized by Lemma A in Appendix B. Assumption (A3) is a standard condition which ensures that the KSD $\mathcal{S}_\lambda[\tilde{p}](p)$ is a valid discrepancy measure (Liu et al., 2016; Chwialkowski et al., 2016). Assumption (A4) provides a control on the growth rate of the ℓ_1 norm of the feasible solutions. In particular, both Assumptions (A3) and (A4) play a critical role in establishing point-wise Lipschitz stability of the optimal solution $\hat{\mathbf{h}}_n(\lambda)$ under perturbations on the tuning parameter $\lambda \in \Lambda$ (see Lemma B in Appendix B).

Theorem 1. *If p and \tilde{p} are probability mass functions on the support of Y then, under Assumptions (A1) and (A2), we have*

$$\sup_{\lambda \in \Lambda} \left| \hat{\mathbb{M}}_{\lambda,n}(\tilde{\mathbf{h}}) - \mathbb{M}_\lambda(\tilde{\mathbf{h}}) \right| = O_p\left(\frac{\log^2 n}{\sqrt{n}}\right).$$

In the context of our compound estimation framework, Theorem 1 is significant because it guarantees that the empirical version of the KSD measure given by $\hat{\mathbb{M}}_{\lambda,n}(\tilde{\mathbf{h}})$ is asymptotically close to its population counterpart $\mathbb{M}_\lambda(\tilde{\mathbf{h}})$ uniformly in $\lambda \in \Lambda$. Moreover, along with the fact that $\mathbb{M}_\lambda(\mathbf{h}_0) = 0$, Theorem 1 establishes that $\hat{\mathbb{M}}_{\lambda,n}(\mathbf{h})$ is the appropriate criteria to minimize with respect to $\mathbf{h} \equiv \tilde{\mathbf{h}}$. In Theorem 2A, we further show that the resulting estimator of the ratio functionals $\mathbf{w}_p^{(1)}$ from equation (8) are consistent.

3.2 Theoretical properties of $\hat{\mathbf{w}}_n$

The optimization problem in (8) is defined over a convex set $\mathbf{H}_n \subset \mathbb{R}^n$. However, the dimension of \mathbf{H}_n , denoted by $\dim(\mathbf{H}_n)$, is usually much smaller than n . Consider the Binomial case where $Y_i | q_i \sim \text{Bin}(m_i, q_i)$ with $q_i \in (0, 1)$, $m_i \leq m < \infty$ and $\theta_i = q_i / (1 - q_i)$. Here $\dim(\mathbf{H}_n)$ is at most m since $\max(Y_1, \dots, Y_n) \leq m$. While the boundedness of the support is not always available outside the Binomial case, in most practical applications it is reasonable to assume that the distribution of θ_i has some finite moments, which ensures that $\dim(\mathbf{H}_n)$ grows slower than $\log n$; see Assumption (A2). In Lemma A we make this precise. The next theorem establishes the asymptotic consistency of $\hat{\mathbf{w}}_n^{(1)}(\lambda)$.

Theorem 2A. *Let $\mathcal{K}_\lambda(\cdot, \cdot)$ be the positive definite RBF kernel with bandwidth parameter $\lambda \in \Lambda$. If $\lim_{n \rightarrow \infty} c_n n^{-1/2} \log^2 n = 0$ then, under Assumptions (A1) - (A3), we have for any $\lambda \in \Lambda$,*

$$\lim_{n \rightarrow \infty} \mathbb{P} \left\{ \left\| \hat{\mathbf{w}}_n^{(1)}(\lambda) - \mathbf{w}_p^{(1)} \right\|_2 \geq c_n^{-1} \epsilon \right\} = 0, \text{ for any } \epsilon > 0,$$

where $\hat{\mathbf{w}}_n^{(1)}(\lambda) = 1 - \hat{\mathbf{h}}_n^{(1)}(\lambda)$.

Theorem 2A shows that under the scaled squared error loss, $\hat{\boldsymbol{w}}_n^{(1)}(\lambda)$, the optimizer of quadratic form (8), provides a consistent estimator of $\boldsymbol{w}_p^{(1)}$, the optimal shrinkage factor in the Bayes rule (Lemma 1). Theorem 2A is proved in Appendix B.3, where we also include relevant details for proving a companion result under the regular squared error loss.

Remark 5. The estimation framework in Definition 1A may be used for producing consistent estimators for any member in the DLE family. This allows the corresponding NEB estimator to cover a much wider class of discrete distributions than previously proposed. Compared to existing methods (Efron, 2011; Brown et al., 2013; Koenker and Mizera, 2014; Koenker and Gu, 2017), our proposed NEB estimation framework is robust against departures from the true data generating process. This is due to the fact that the quadratic optimization problem in (8) does not rely on the specific form of the distribution of $Y|\boldsymbol{\theta}$, and that the shrinkage factors are estimated in a non-parametric fashion. The robustness of the estimator is corroborated by our numerical results in Section 4.

3.3 Properties of the NEB estimator

In this section we discuss the risk properties of the NEB estimator. We begin with two lemmas showing that uniformly in $\lambda \in \Lambda$, the gap between the estimated risk $\text{ARE}_n^{(1)}(\lambda)$ and true risk is asymptotically negligible. This justifies our proposed methodology for choosing the tuning parameter λ in Section 2.3. In the following two lemmas, we let c_n be a sequence satisfying $\lim_{n \rightarrow \infty} c_n n^{-1/2} \log^{5/2} n = 0$.

Lemma 2. *Under Assumptions (A3) and (A4) and the Binomial model, we have*

$$\begin{aligned} (a). \quad & c_n \sup_{\lambda \in \Lambda} \left| \text{ARE}_n^{(1, \mathcal{B})}(\lambda, \mathbf{Y}) - \mathcal{R}_n^{(1)}(\boldsymbol{\theta}, \boldsymbol{\delta}_{(1)}^{\text{neb}}(\lambda)) \right| = o_p(1); \\ (b). \quad & c_n \sup_{\lambda \in \Lambda} \left| \text{ARE}_n^{(1, \mathcal{B})}(\lambda, \mathbf{Y}) - \mathcal{L}_n^{(1)}(\boldsymbol{\theta}, \boldsymbol{\delta}_{(1)}^{\text{neb}}(\lambda)) \right| = o_p(1). \end{aligned}$$

Lemma 3. *Under Assumptions (A2), (A3) and (A4) and the Poisson model, we have*

$$\begin{aligned} (a). \quad & c_n \sup_{\lambda \in \Lambda} \left| \text{ARE}_n^{(1, \mathcal{P})}(\lambda, \mathbf{Y}) - \mathcal{R}_n^{(1)}(\boldsymbol{\theta}, \boldsymbol{\delta}_{(1)}^{\text{neb}}(\lambda)) \right| = o_p(1); \\ (b). \quad & c_n \sup_{\lambda \in \Lambda} \left| \text{ARE}_n^{(1, \mathcal{P})}(\lambda, \mathbf{Y}) - \mathcal{L}_n^{(1)}(\boldsymbol{\theta}, \boldsymbol{\delta}_{(1)}^{\text{neb}}(\lambda)) \right| = o_p(1). \end{aligned}$$

To analyze the quality of the data-driven bandwidth $\hat{\lambda}$ [cf. Equation (9)], we consider an oracle loss estimator $\boldsymbol{\delta}_{(1)}^{\text{orc}} := \boldsymbol{\delta}_{(1)}^{\text{neb}}(\lambda_1^{\text{orc}})$, where

$$\lambda_1^{\text{orc}} := \arg \min_{\lambda \in \Lambda} \mathcal{L}_n^{(1)} \left\{ \boldsymbol{\theta}, \boldsymbol{\delta}_{(1)}^{\text{neb}}(\lambda) \right\}.$$

The oracle bandwidth λ_1^{orc} is not available in practice since it requires the knowledge of unknown $\boldsymbol{\theta}$. However, it provides a benchmark for assessing the effectiveness of the data-driven bandwidth selection procedure in Section 2.3. The following lemma shows that the loss of $\boldsymbol{\delta}_{(1)}^{\text{neb}}(\hat{\lambda})$ converges in probability to the loss of $\boldsymbol{\delta}_{(1)}^{\text{orc}}$.

Lemma 4. *Under Assumptions (A2) - (A4), if $\lim_{n \rightarrow \infty} c_n n^{-1/2} \log^{5/2} n = 0$, then for both the Poisson and Binomial models, we have*

$$\lim_{n \rightarrow \infty} \mathbb{P} \left[\mathcal{L}_n^{(1)} \left\{ \boldsymbol{\theta}, \boldsymbol{\delta}_{(1)}^{\text{neb}}(\hat{\lambda}) \right\} \geq \mathcal{L}_n^{(1)}(\boldsymbol{\theta}, \boldsymbol{\delta}_{(1)}^{\text{orc}}) + c_n^{-1} \epsilon \right] = 0 \text{ for any } \epsilon > 0.$$

Obviously, the estimator $\delta_{(1)}^{\text{neb}}(\lambda_1^{\text{orc}})$ is lower bounded by the risk of the optimal solution $\delta_{(1)}^\pi$ (Lemma 1). Next we study the *asymptotic optimality* of $\delta_{(1)}^{\text{neb}}$, which aims to provide decision theoretic guarantees on $\delta_{(1)}^{\text{neb}}$ in relation to $\delta_{(1)}^\pi$. Theorem 3A establishes the optimality theory by showing that (a) the largest coordinate-wise gap between $\delta_{(1)}^{\text{neb}}(\hat{\lambda})$ and $\delta_{(1)}^\pi$ is asymptotically small, and (b) the estimation loss of the NEB estimator converges in probability to the loss of the corresponding Bayes estimator as $n \rightarrow \infty$.

Theorem 3A. *Under the conditions of Theorem 2A, if $\lim_{n \rightarrow \infty} c_n n^{-1/2} \log^4 n = 0$, then for both the Poisson and Binomial models, we have*

$$c_n \left\| \delta_{(1)}^{\text{neb}}(\hat{\lambda}) - \delta_{(1)}^\pi \right\|_\infty = o_p(1).$$

Furthermore, under the same conditions, we have for both the Poisson and Binomial models,

$$\lim_{n \rightarrow \infty} \mathbb{P} \left[\mathcal{L}_n^{(1)}(\boldsymbol{\theta}, \delta_{(1)}^{\text{neb}}(\hat{\lambda})) \geq \mathcal{L}_n^{(1)}(\boldsymbol{\theta}, \delta_{(1)}^\pi) + c_n^{-1} \epsilon \right] = 0 \text{ for any } \epsilon > 0.$$

Remark 6. The second part of the statement of Theorem 3A follows from the first part and Lemma 4. In Appendix A.2, we discuss the counterpart to Theorem 3A under the squared error loss $\mathcal{L}_n^{(0)}$.

4. Numerical Results

In this section we first discuss, in Section 4.1, the implementation details of the convex program (8) and bandwidth selection process (9) (see also (19) in Appendix A.2). Then we investigate the numerical performance of the NEB estimator for Poisson and Binomial compound decision problems, respectively in Sections 4.2 and 4.3. Both regular and scaled losses will be considered. Our numerical results demonstrate that the proposed the NEB estimator enjoys superior numerical performance and the efficiency gain over competitive methods is substantial in many settings.

We have developed an R package, `npeb`, to implement our proposed NEB estimator in Definitions 1A (and Definition 1B in Appendix A.1), for the Poisson and Binomial models under both regular and scaled losses. Moreover, the R code that reproduces the numerical results in simulations can be downloaded from the following link:

https://github.com/trambakbanerjee/DLE_paper.

4.1 Implementation Details

For a fixed λ we use the R-package `CVXR` (Fu et al., 2017) to solve the optimization problem in Equations (8) [and (15) in Appendix A.1]. As discussed in Section 2.2, in the implementation under the scaled squared error loss ($k = 1$) the linear inequality constraints, given by $\mathbf{A}\mathbf{h} \preceq \mathbf{b}$, ensure that the resulting decision rule $\delta_{(1)}^{\text{neb}}(\lambda)$ is monotonic, while the equality constraints $\mathbf{C}\mathbf{h} = \mathbf{d}$ handle boundary cases that involve $y_i = 0$ and ties. Moreover, since $w_p^{(1)}(y) > 0$, the inequality constraints also ensure that $h_i < 1$ whenever $y_i > 0$. Implementation under the squared error loss ($k = 0$) follows along similar lines and the inequality constraints in this case ensure that $h_i + y_i > 0$ whenever $y_i \geq 0$.

A data-driven choice of the tuning parameter λ is obtained by first solving problems (8) and (15) over a grid of λ values, i.e. $\{\lambda_1, \dots, \lambda_s\}$, and then computing the corresponding asymptotic risk estimate $\text{ARE}_n^{(k)}(\lambda_j)$ for $j = 1, \dots, s$. Then λ is chosen according to

$$\hat{\lambda}_k := \arg \min_{\lambda \in \lambda_1, \dots, \lambda_s} \text{ARE}_n^{(k)}(\lambda),$$

where $k \in \{0, 1\}$. For all simulations and real data analyses considered in this paper, we have fixed $s = 10$ and employed an equi-spaced grid over $[10, 10^2]$.

4.2 Simulations: Poisson Distribution

In this section, we generate observations $Y_i \mid \theta_i \stackrel{iid.}{\sim} \text{Poi}(\theta_i)$ for $i = 1, \dots, n$ and vary n from 500 to 5000 in increments of 500. We consider four different scenarios to simulate θ_i . For each scenario, the following competing estimators are considered:

- the proposed estimator, denoted **NEB**;
- the oracle **NEB** estimator $\delta^{\text{or}} := \delta^{\text{neb}}(\lambda^{\text{orc}})$, denoted **NEB OR**;
- the estimator of Poisson means based on Brown et al. (2013), denoted **BGR**;
- the estimator of Poisson means based on Koenker and Gu (2017), denoted **KM**;
- Tweedie's formula based on Efron (2011) for the Poisson model, denoted **TF OR**;
- Tweedie's formula for the Normal means problem based on transformed data and the convex optimization approach in Koenker and Mizera (2014), denoted **TF Gauss**. The approach using transformation was suggested by Brown et al. (2013).

The risk performance of the **TF OR** method relies heavily on the choice of a suitable bandwidth parameter $h > 0$. We use the oracle loss estimate h^{orc} , which is obtained by minimizing the true loss $\mathcal{L}_n^{(0)}$. The **TF Gauss** methodology is only applicable for the Normal means problem, and uses a variance stabilization transformation on Y_i to get $Z_i = 2\sqrt{Y_i + 0.25}$. The Z_i are then treated as approximate Normal random variables with mean μ_i and variances 1. To estimate normal means μ_i , we use the NPMLE approach proposed by Koenker and Mizera (2014). Finally, θ_i is estimated as $0.25\hat{\mu}_i^2$.

It is important to note that the competitors to our **NEB** estimator only focus on the regular loss $\mathcal{L}_n^{(0)}$. Nevertheless, in our simulation we assess the performance of these estimators for estimating θ under both $\mathcal{L}_n^{(0)}$ and $\mathcal{L}_n^{(1)}$. Consider the following settings:

Scenario 1: We generate $\theta_i \stackrel{iid.}{\sim} \text{Unif}(0.5, 15)$ for $i = 1, \dots, n$.

Scenario 2: We generate $\theta_i \stackrel{iid.}{\sim} 0.75 \text{Gamma}(5, 1) + 0.25 \text{Gamma}(10, 1)$ for $i = 1, \dots, n$.

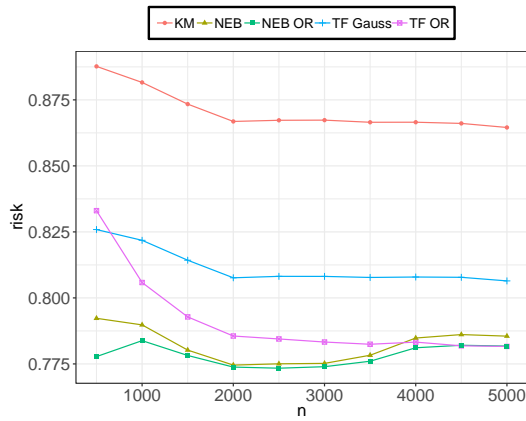
In the next two scenarios we assess the robustness of the five competing estimators to departures from the Poisson model. Specifically consider the Conway-Maxwell-Poisson distribution (Shmueli et al., 2005) $\text{CMP}(\theta_i, \nu)$. The **CMP** distribution is a generalization of some well-known discrete distributions. With $\nu < 1$, **CMP** represents a discrete distribution that has longer tails than the Poisson distribution with parameter θ_i .

Scenario 3: We generate $\theta_i \stackrel{iid.}{\sim} 0.5 \delta_{\{10\}} + 0.5 \text{Gamma}(5, 2)$ for each i and let

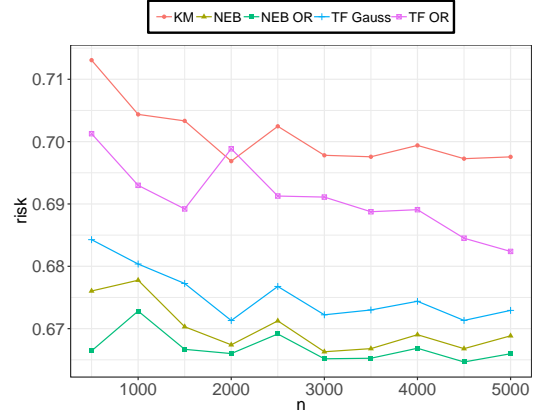
$$Y_i | \theta_i \stackrel{iid.}{\sim} 0.8 \text{Poi}(\theta_i) + 0.2 \text{CMP}(\theta_i, \nu),$$

where we let $\nu = 0.8$ for the CMP distribution.

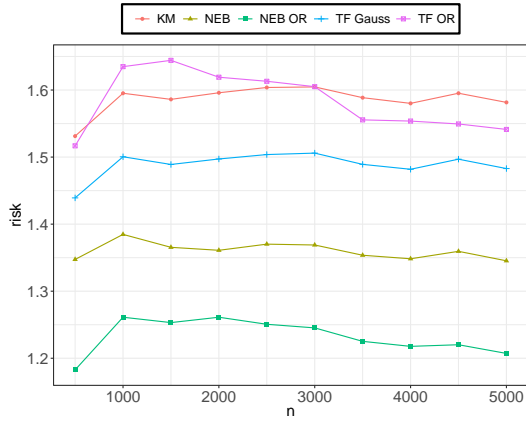
Scenario 4: We let θ to be an equi-spaced vector of length n in $[1, 5]$ and let $Y_i | \theta_i$ be distributed as the CMP distribution with parameters θ_i and $\nu = 0.8$.



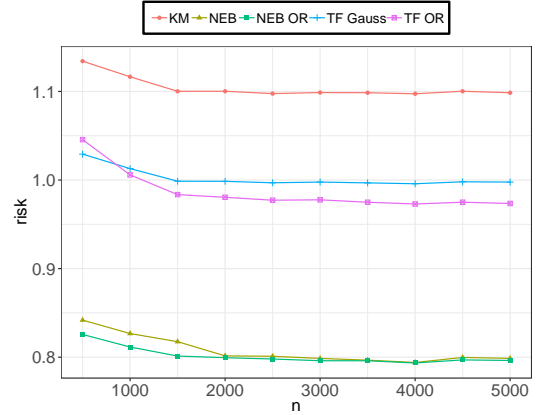
(a) Scenario 1: Estimation of θ under loss $\mathcal{L}_n^{(1)}$ where $\theta_i \stackrel{iid.}{\sim} \text{Unif}(0.5, 15)$.



(b) Scenario 2: Estimation of θ under loss $\mathcal{L}_n^{(1)}$ where $\theta_i \stackrel{iid.}{\sim} 0.75 \text{Gamma}(5, 1) + 0.25 \text{Gamma}(10, 1)$.



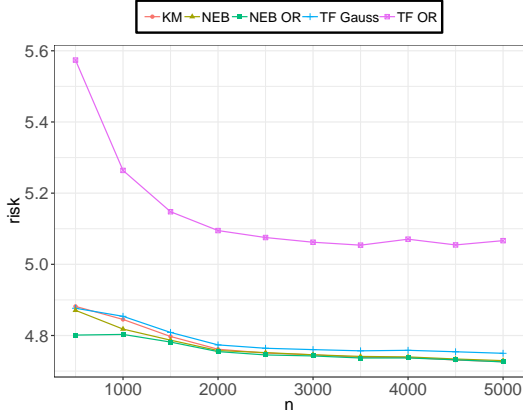
(c) Scenario 3: Estimation of θ under loss $\mathcal{L}_n^{(1)}$ where $\theta_i \stackrel{iid.}{\sim} 0.5 \delta_{\{10\}} + 0.5 \text{Gamma}(5, 2)$.



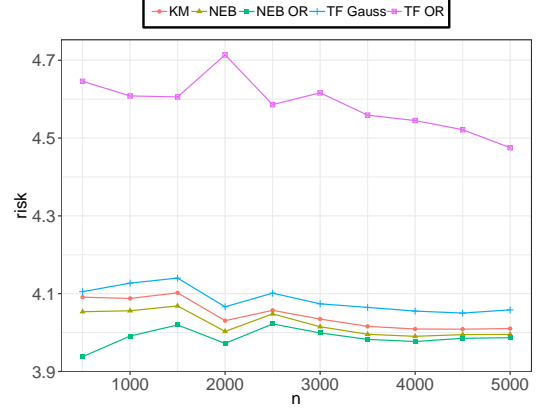
(d) Scenario 4: Estimation of θ under loss $\mathcal{L}_n^{(1)}$ where θ is an equi-spaced vector of length n in $[1, 5]$ and $Y_i | \theta_i \stackrel{iid.}{\sim} \text{CMP}(\theta_i, 0.8)$.

Figure 1: Poisson compound decision problem under scaled squared error loss: Risk estimates of the various estimators for scenarios 1 to 4.

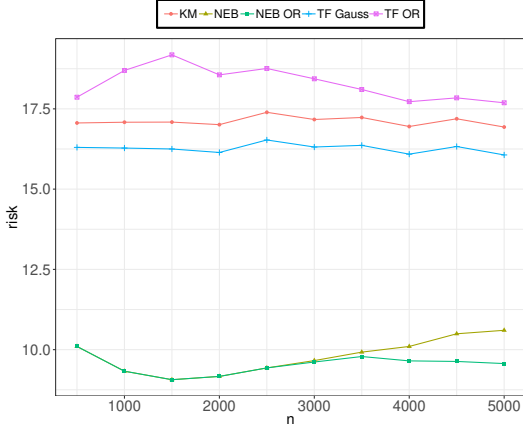
The performances of these four estimators are presented in figures 1 and 2 wherein the risk $\mathcal{R}_n^{(k)}(\theta, \cdot)$ of the various estimators is estimated using 50 Monte Carlo repetitions for



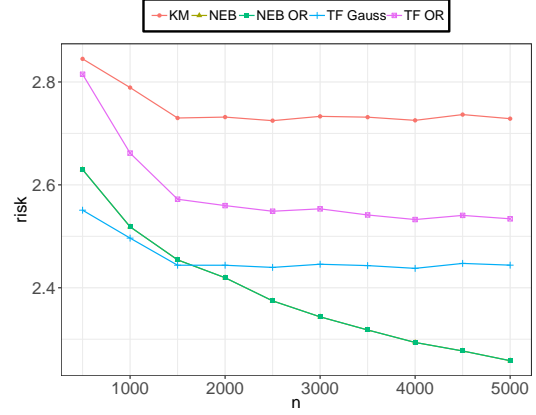
(a) Scenario 1: Estimation of θ under loss $\mathcal{L}_n^{(0)}$ where $\theta_i \stackrel{iid.}{\sim} \text{Unif}(0.5, 15)$.



(b) Scenario 2: Estimation of θ under loss $\mathcal{L}_n^{(0)}$ where $\theta_i \stackrel{iid.}{\sim} 0.75 \text{Gamma}(5, 1) + 0.25 \text{Gamma}(10, 1)$.



(c) Scenario 3: Estimation of θ under loss $\mathcal{L}_n^{(0)}$ where $\theta_i \stackrel{iid.}{\sim} 0.5 \delta_{\{10\}} + 0.5 \text{Gamma}(5, 2)$.



(d) Scenario 4: Estimation of θ under loss $\mathcal{L}_n^{(0)}$ where θ is an equi-spaced vector of length n in $[1, 5]$ and $Y_i | \theta_i \stackrel{ind.}{\sim} \text{CMP}(\theta_i, 0.8)$.

Figure 2: Poisson compound decision problem under squared error loss: Risk estimates of the various estimators for scenarios 1 to 4.

varying n . Tables 1 and 2 report the risk ratios $\mathcal{R}_n^{(k)}(\theta, \cdot) / \mathcal{R}_n^{(k)}(\theta, \delta_k^{\text{neb}})$ at $n = 5000$ and for $k = 1, 0$ respectively, where a risk ratio bigger than 1 demonstrates a smaller estimation risk for the NEB estimator. For BGR the modified cross validation approach of choosing the bandwidth parameter was extremely slow in our simulations and we therefore report its risk performance only at $n = 5000$. From figures 1, 2 and tables 1, 2, we note that the NEB estimator demonstrates an overall competitive risk performance. In particular, we see that when estimation is conducted under loss $\mathcal{L}_n^{(1)}$ the risk ratios of the competing estimators in table 1 reflect a relatively better performance of the NEB estimator which is not surprising considering the fact that KM, TF Gauss and TF OR are designed to estimate θ under loss $\mathcal{L}_n^{(0)}$. We note that TF Gauss is highly competitive against KM (Koenker and

Table 1: Poisson compound decision problem under scaled squared error loss: Risk ratios $\mathcal{R}_n^{(1)}(\boldsymbol{\theta}, \cdot) / \mathcal{R}_n^{(1)}(\boldsymbol{\theta}, \boldsymbol{\delta}_k^{\text{neb}})$ at $n = 5000$ for estimating $\boldsymbol{\theta}$.

Method	Scenario			
	1	2	3	4
KM	1.10	1.04	1.17	1.37
TF Gauss	1.03	1.01	1.10	1.25
TF OR	1.00	1.02	1.14	1.22
BGR	1.22	1.07	1.16	1.37
NEB	1.00	1.00	1.00	1.00
NEB OR	1.00	1.00	0.90	1.00

Table 2: Poisson compound decision problem under squared error loss: Risk ratios $\mathcal{R}_n^{(0)}(\boldsymbol{\theta}, \cdot) / \mathcal{R}_n^{(0)}(\boldsymbol{\theta}, \boldsymbol{\delta}_k^{\text{neb}})$ at $n = 5000$ for estimating $\boldsymbol{\theta}$.

Method	Scenario			
	1	2	3	4
KM	1.00	1.00	1.59	1.21
TF Gauss	1.00	1.01	1.51	1.08
TF OR	1.07	1.12	1.66	1.12
BGR	1.01	1.01	1.55	1.15
NEB	1.00	1.00	1.00	1.00
NEB OR	1.00	1.00	0.90	1.00

Mizera, 2014) and this observation was also reported in Brown et al. (2013). Of particular interest are Scenarios 3 and 4, which reflect the relative performance of these estimators under departures from the Poisson model. The NEB estimator has a significantly better risk performance in these settings across both types of losses.

4.3 Simulations: Binomial Distribution

In this section, we generate $Y_i | q_i \stackrel{\text{ind.}}{\sim} \text{Bin}(m_i, q_i)$ for $i = 1, \dots, n$ and vary n from 500 to 5000 in increments of 500. We consider four different scenarios to simulate $\theta_i = q_i / (1 - q_i)$ and for each scenario we consider the following competing estimators:

- the proposed estimator, denoted NEB;
- the oracle NEB estimator $\boldsymbol{\delta}^{\text{or}} := \boldsymbol{\delta}^{\text{neb}}(\lambda^{\text{orc}})$, denoted NEB OR;
- the estimator of Binomial means based on Koenker and Gu (2017), denoted KM;
- Tweedie’s formula for Binomial log odds based on Efron (2011) and Fu et al. (2018), denoted TF OR;
- Tweedie’s formula for the Normal means problem based on transformed data and the convex optimization approach in Koenker and Mizera (2014), denoted TF Gauss.

For TF OR, analogous to the Poisson case, we continue to use the oracle loss estimate h^{orc} as a choice for the bandwidth parameter. Since the TF Gauss methodology is only applicable for the Normal means problem, it uses a variance stabilization transformation on Y_i to get $Z_i = \arcsin \sqrt{(Y_i + 0.25) / (m_i + 0.5)}$. The Z_i are then treated as approximate Normal random variables with mean μ_i , variances $(4m_i)^{-1}$, and estimate of the means μ_i ’s are obtained using the NPMLE approach of Koenker and Mizera (2014). Finally, q_i is estimated as $\{\sin(\hat{\mu}_i)\}^2$. We note that unlike the Poisson case discussed earlier, the competitors to our NEB estimator do not directly estimate the odds $\boldsymbol{\theta}$. For instance, under a squared error loss both KM and TF Gauss estimate the success probabilities \mathbf{q} while TF

OR estimates $\log \boldsymbol{\theta}$. Nevertheless, in this simulation experiment we assess the performance of these estimators for estimating the odds under both squared error loss and its scaled version.

The following settings are considered in our simulation:

Scenario 1: We generate $q_i \stackrel{iid.}{\sim} 0.4 \delta_{\{0.5\}} + 0.6 \text{Beta}(2, 5)$ and fix $m_i = 5$ for $i = 1, \dots, n$.

Scenario 2: We let $\theta_i \stackrel{iid.}{\sim} 0.8 \delta_{\{0.5\}} + 0.2 \text{Gamma}(1, 2)$ and fix $m_i = 10$ for $i = 1, \dots, n$. In this scenario we let the odds θ_i arise from a mixture model that has 80% point mass at 0.5.

Scenario 3: $\theta_i \stackrel{iid.}{\sim} \chi_2^2$ and fix $m_i = 5$ for $i = 1, \dots, n$. This scenario is similar to scenario 2 where we let the odds θ_i arise from a Chi-square distribution with 2 degrees of freedom.

Scenario 4: We generate $q_i \stackrel{iid.}{\sim} 0.5 \text{Beta}(1, 1) + 0.5 \text{Beta}(1, 3)$ and fix $m_i = 10$ for $i = 1, \dots, n$.

The simulation results are presented in Figures 3 and 4 wherein the risks of various estimators are calculated by averaging over 50 Monte Carlo repetitions for varying n . Tables 3 and 4 report the risk ratios $\mathcal{R}_n^{(k)}(\boldsymbol{\theta}, \cdot) / \mathcal{R}_n^{(k)}(\boldsymbol{\theta}, \boldsymbol{\delta}_k^{\text{neb}})$ at $n = 5000$ and for $k = 1, 0$ respectively, where a risk ratio bigger than 1 demonstrates a smaller estimation risk for the NEB estimator.

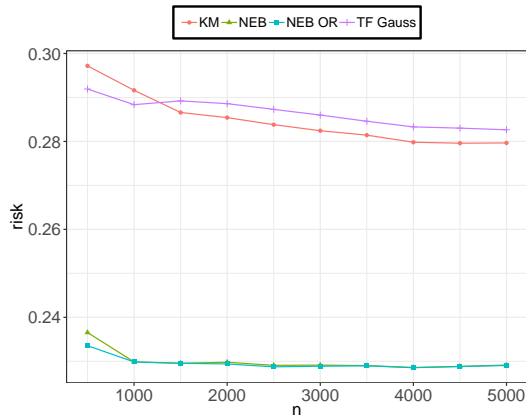
Table 3: The Binomial compound decision problem under scaled squared error loss: Risk ratios $\mathcal{R}_n^{(1)}(\boldsymbol{\theta}, \cdot) / \mathcal{R}_n^{(1)}(\boldsymbol{\theta}, \boldsymbol{\delta}_k^{\text{neb}})$ at $n = 5000$ for estimating $\boldsymbol{\theta}$.

	Scenario			
Method	1	2	3	4
KM	1.22	1.38	1.26	1.03
TF Gauss	1.23	1.51	1.34	1.08
TF OR	> 10	> 10	> 10	> 10
NEB	1.00	1.00	1.00	1.00
NEB OR	1.00	1.00	1.00	1.00

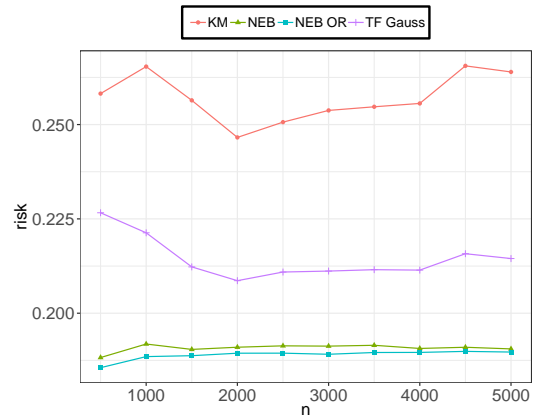
Table 4: The Binomial compound decision problem under the usual squared error loss: Risk ratios $\mathcal{R}_n^{(0)}(\boldsymbol{\theta}, \cdot) / \mathcal{R}_n^{(0)}(\boldsymbol{\theta}, \boldsymbol{\delta}_k^{\text{neb}})$ at $n = 5000$ for estimating $\boldsymbol{\theta}$

	Scenario			
Method	1	2	3	4
KM	1.01	1.08	1.08	1.06
TF Gauss	1.06	1.06	1.09	1.17
TF OR	> 10	> 10	> 10	> 10
NEB	1.00	1.00	1.00	1.00
NEB OR	1.00	0.99	0.99	1.00

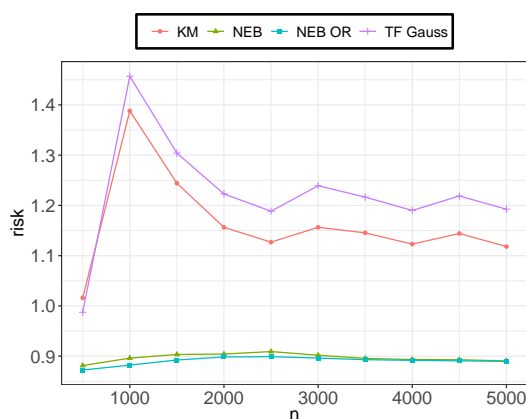
We can see from the simulation results that the NEB estimator demonstrates an overall superior risk performance than its competitors. In particular, we see that when estimation is conducted under loss $\mathcal{L}_n^{(1)}$ the risk ratios of the competing estimators in Table 3 reflect a significantly better performance of the NEB estimator. This is not surprising because KM, TF Gauss and TF OR are designed to estimate \mathbf{q} under loss $\mathcal{L}_n^{(0)}$. This also explains the relatively improved performance of these estimators as seen through their risk ratios in table 4 wherein the estimation is conducted under the usual squared error loss $\mathcal{L}_n^{(0)}$. Across



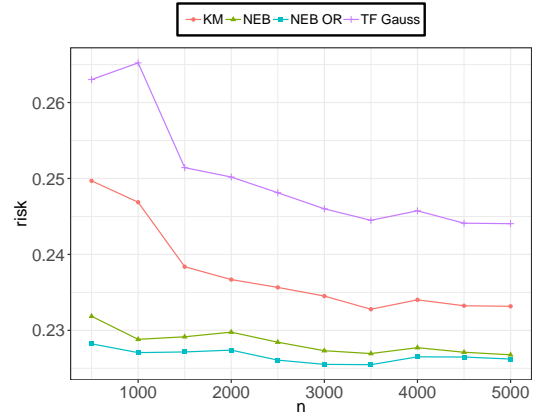
(a) Scenario 1: Estimation of odds θ under loss $\mathcal{L}_n^{(1)}$ where $q_i \stackrel{iid.}{\sim} 0.4 \delta_{\{0.5\}} + 0.6 \text{Beta}(2, 5)$ and $m_i = 5$.



(b) Scenario 2: Estimation of odds θ under loss $\mathcal{L}_n^{(1)}$ where $\theta_i \stackrel{iid.}{\sim} 0.8 \delta_{\{0.5\}} + 0.2 \text{Gamma}(1, 2)$ and fix $m_i = 10$.



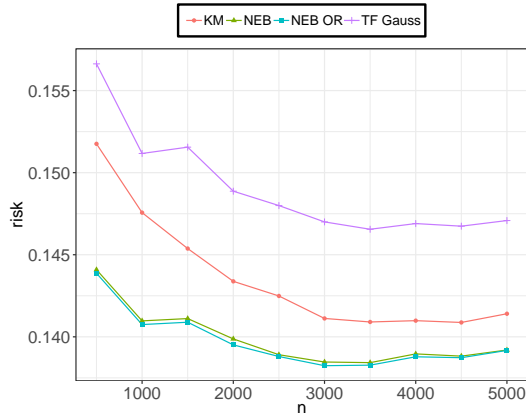
(c) Scenario 3: Estimation of odds θ under loss $\mathcal{L}_n^{(1)}$ where $\theta_i \stackrel{iid.}{\sim} \chi_2^2$ and $m_i = 5$.



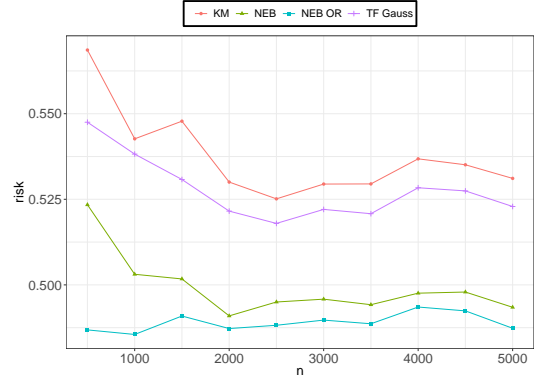
(d) Scenario 4: Estimation of odds θ under loss $\mathcal{L}_n^{(1)}$ where $q_i \stackrel{iid.}{\sim} 0.5 \text{Beta}(1, 1) + 0.5 \text{Beta}(1, 3)$ and $m_i = 10$.

Figure 3: Binomial compound decision problem under scaled squared error loss: Risk estimates of the various estimators for Scenarios 1 to 4.

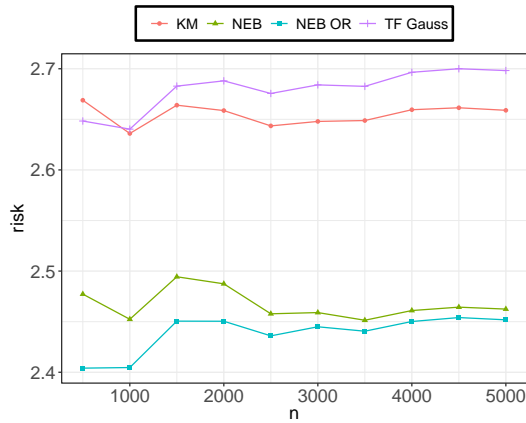
the four scenarios, TF OR exhibits the poorest performance and appears to suffer from the fragmented approach of estimating the gradient of the log density $\log p(\mathbf{y})$ and its first derivative with respect to \mathbf{y} are estimated separately using a Gaussian kernel with common bandwidth h^{orc} . The approach of using a variance stabilizing transformation to convert the data to approximate normality renders TF Gauss highly competitive to KM (Koenker and Mizera, 2014). A similar phenomenon was also reported in Brown et al. (2013) in the context of the Poisson model. However, under the Binomial model, when the primary goal is to estimate the odds θ , the risk ratios reported in Tables 3 and 4 suggest that the proposed NEB estimator is by far the best amongst these competitors under both types of losses.



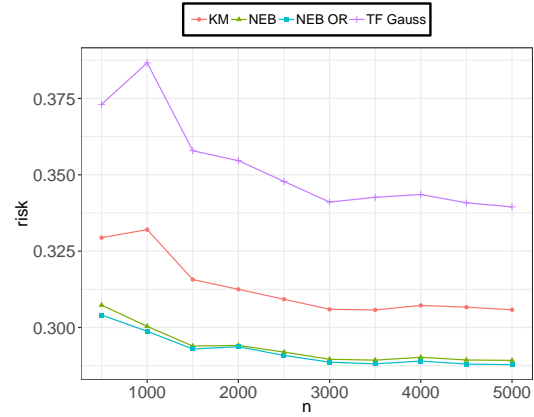
(a) Scenario 1: Estimation of odds θ under loss $\mathcal{L}_n^{(0)}$ where $q_i \stackrel{iid.}{\sim} 0.4 \delta_{\{0.5\}} + 0.6 \text{Beta}(2, 5)$ and $m_i = 5$.



(b) Scenario 2: Estimation of odds θ under loss $\mathcal{L}_n^{(0)}$ where $\theta_i \stackrel{iid.}{\sim} 0.8 \delta_{\{0.5\}} + 0.2 \text{Gamma}(1, 2)$ and $m_i = 10$.



(c) Scenario 3: Estimation of odds θ under loss $\mathcal{L}_n^{(0)}$ where $\theta_i \stackrel{iid.}{\sim} \chi_2^2$ and $m_i = 5$.



(d) Scenario 4: Estimation of odds θ under loss $\mathcal{L}_n^{(0)}$ where $q_i \stackrel{iid.}{\sim} 0.5 \text{Beta}(1, 1) + 0.5 \text{Beta}(1, 3)$ and $m_i = 10$.

Figure 4: Binomial compound decision problem under squared error loss: Risk estimates of the various estimators for Scenarios 1 to 4.

5. Real Data Analyses

This section illustrates the proposed method for estimating the Juvenile Delinquency rates from Poisson models and news popularity in Binomial models.

5.1 Estimation of Juvenile Delinquency rates

In this section we consider an application for analysis of the Uniform Crime Reporting Program (UCRP) Database (US Department of Justice and Federal Bureau of Investigation, 2014) that holds county-level counts of arrests and offenses ranging from robbery to weapons violations in 2012. The database is maintained by the National Archive of Criminal Justice

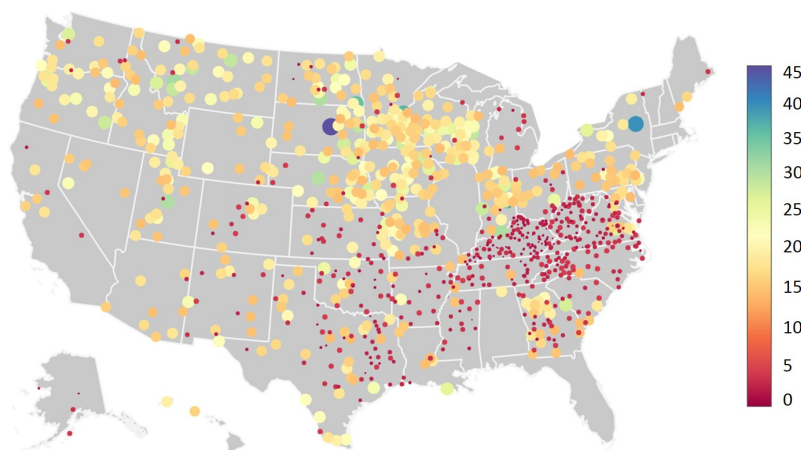


Figure 5: Observed Juvenile Delinquency rates in 2012. The top 500 and bottom 500 counties are plotted. The data on Florida arrests is not available in the US Department of Justice and Federal Bureau of Investigation (2014) database.

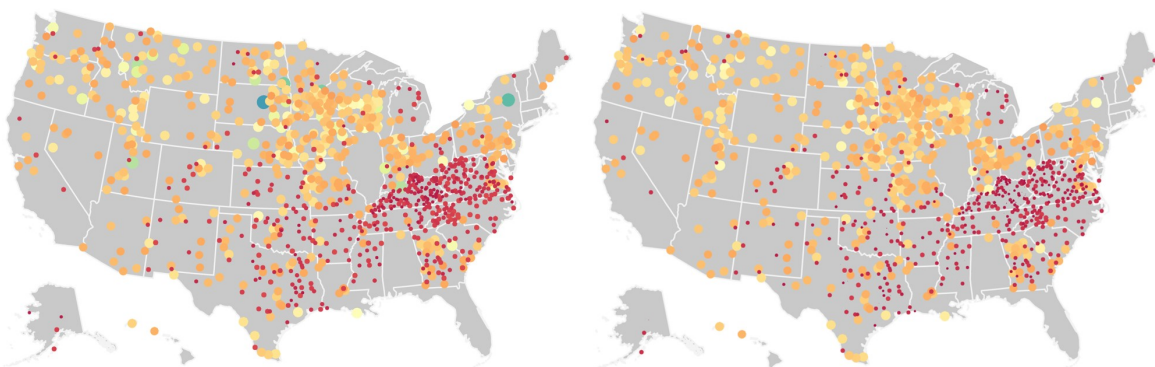


Figure 6: Estimated Juvenile Delinquency rates of the 1000 counties exhibited in figure 5. Left: Estimation under squared error loss ($k = 0$). Right: Estimation under scaled squared error loss ($k = 1$).

Data (NACJD) and is one of the most widely used database for research related to factors that affect juvenile delinquency (JD) rates across the United States; see for example Aizer and Doyle Jr (2015) and Damm and Dustmann (2014); Koski et al. (2018). A preliminary and important goal in these analyses is to estimate the JD rates based on the observed arrest data and determine the counties that are amongst the worst or least affected. However with almost 3,000 counties being evaluated the JD rates are susceptible to selection bias, wherein some of the data points are in the extremes merely by chance and traditional estimators may underestimate or overestimate the corresponding means, especially in counties with fewer total number of arrests across all age groups.

For the purpose of our analyses, we use the 2012 UCRP data that spans $n = 3,178$ counties in the U.S. and consider estimating the mean JD rate θ as a vector of Poisson means. The observed data for county i is denoted y_i , which represents the number of juvenile arrests expressed as a percentage of total arrests in that county in Year 2012. We

Table 5: Loss ratios of the competing methods for estimating θ .

(n = 2, 803)		Loss ratios	
Method	k = 1	k = 0	
NEB	1.00	1.00	
BGR	1.18	1.03	
KM	1.19	1.03	
TF Gauss	1.12	1.01	
TF OR	1.11	1.05	

assume that $Y_i | \theta_i \stackrel{ind.}{\sim} \text{Poi}(\theta_i)$ for $i = 1, \dots, n$. Figure 5 plots the observed data for the top 500 and the bottom 500 counties that have at least 1 juvenile arrest. Campbell county in South Dakota, followed by Fulton county in New York, exhibits the highest observed JD rates in Year 2012.

As discussed in Section 4.2, we consider the following 5 estimators of θ : NEB, BGR (Brown et al., 2013), KM (Koenker and Gu, 2017), TF OR (Efron, 2011) and TF Gauss (Koenker and Mizera, 2014; Brown et al., 2013). We use the 2014 UCRP data (US Department of Justice and Federal Bureau of Investigation, 2017) to compare their estimation accuracies under both $\mathcal{L}_n^{(0)}$ and $\mathcal{L}_n^{(1)}$ losses. The data were cleaned prior to any analyses which ensured that all counties in the year 2012 had at least one arrest (juvenile or not). This resulted in $n = 2803$ counties where all methods are applied to.

In Figure 6 we visualize the shrinkage estimates of JD rates for those 1000 counties considered in Figure 5. The left plot presents the estimates under the squared error loss while right plot presents the results under the scaled squared error loss. Notably, the scaled error loss exhibits a larger magnitude of shrinkage for the bigger observations than the squared error loss. Table 5 reports the loss ratios $\mathcal{L}_n^{(k)}(\theta, \delta) / \mathcal{L}_n^{(k)}(\theta, \delta_{(k)}^{\text{neb}})$ where for any estimator δ of θ , a ratio bigger than 1 indicates a smaller estimation loss for $\delta_{(k)}^{\text{neb}}$. We can see that for estimating θ , all four competitors exhibit loss ratios bigger than 1 under the scaled squared error loss ($k = 1$). This is not surprising since these competitors are designed to estimate θ under the regular squared error loss ($k = 0$). Interestingly, even under the regular loss, the NEB estimator continues to provide a better estimation accuracy than TF OR, BGR and KM, and demonstrates a competitive performance against TF Gauss.

5.2 News popularity in social media platforms

Journalists and editors often face the critical task of assessing the popularity of various news items and determining which articles are likely to become popular; hence existing content generation resources can be efficiently managed and optimally allocated to avenues with maximum potential. Due to the dynamic nature of the news articles, popularity is usually measured by how quickly the article propagates (frequency) and the number of readers that the article can reach (severity) through social media platforms like Twitter, Youtube, Facebook and LinkedIn. As such predicting these two aspects of popularity based on early trends is extremely valuable to journalists and content generators (Bandari et al., 2012).

Table 6: Loss ratios of the competing methods for estimating θ . News article genre: Economy and social media: Facebook

$(n = 3,972)$ Loss Ratios		
Method	$k = 1$	$k = 0$
NEB	1.00	1.00
KM	12.25	13.25
TF Gauss	4.06	3.25
TF OR	81.57	36.24

Table 7: Loss ratios of the competing methods for estimating θ . News article genre: Microsoft and social media: LinkedIn

$(n = 3,850)$ Loss Ratios		
Method	$k = 1$	$k = 0$
NEB	1.00	1.00
KM	41.06	59.64
TF Gauss	9.31	7.44
TF OR	36.14	12.76

In this section, we assess the popularity of several news items based on their frequency of propagation and analyze a dataset from Moniz and Torgo (2018) that holds 48 hours worth of social media feedback data on a large collection of news articles since the time of first publication. For the purposes of our analysis, we consider two popular genres of news from this data set: **Economy** and **Microsoft**, and examine how frequently these articles were shared in Facebook and LinkedIn, respectively, over a period of 48 hours from the time of their first publication. Each news article in the data has a unique identifier and 16 consecutive time intervals, each of length 180 minutes, to detect whether the article was shared at least once in that time interval. Let $Z_{ij} = 1$ if article i was shared in time interval j and 0 otherwise, where $i = 1, \dots, n$ and $j = 1, \dots, 16$. Suppose $q_{ij} \in [0, 1]$ denote the probability that news article i is shared in interval j . We let $q_{ij} = q_i$ for all $j = 1, \dots, 16$ and assume that for each i , Z_{ij} are independent realizations from $\text{Ber}(q_i)$. It follows that $Y_i = \sum_{j=1}^8 Z_{ij} \stackrel{\text{ind.}}{\sim} \text{Bin}(8, q_i)$.

To assess the popularity of article i , we estimate its odds of sharing given by $\theta_i = q_i / (1 - q_i)$ and consider the following 4 estimators of θ : NEB, KM (Koenker and Gu, 2017), TF Gauss (Koenker and Mizera, 2014) and TF OR (Efron, 2011; Fu et al., 2018). We use the data on time points $j = 9, \dots, 16$ to compare the estimation accuracy of these estimators under both $\mathcal{L}_n^{(0)}$ and $\mathcal{L}_n^{(1)}$ losses. Tables 6 and 7 report the loss ratios $\mathcal{L}_n^{(k)}(\theta, \delta) / \mathcal{L}_n^{(k)}(\theta, \delta_{(k)}^{\text{neb}})$ where for any estimator δ of θ , a ratio bigger than 1 indicates a smaller estimation loss for $\delta_{(k)}^{\text{neb}}$. We observe that the three competitors to the NEB estimator exhibit loss ratios substantially bigger than 1 under both the losses. This is not surprising since these competitors are designed to estimate q and $\log \theta$ under a squared error loss ($k = 0$). However, when the primary goal is to estimate the odds, the proposed NEB estimator is by far the best amongst these competitors under both losses.

Acknowledgments

G. Mukherjee’s work was partly supported by the NSF grant DMS-1811866. W. Sun’s work was partly supported by the NSF grant DMS-1712983. Q. Liu’s work is supported in part by NSF CRII 1830161 and NSF CAREER 1846421.

Supplementary Material for “EB Estimation in Discrete Linear Exponential Family”

In this supplement, we first present in Appendix A the results for the NEB estimator under the regular squared loss, then provide in Appendix B the proofs and technical details of all theories in the main text and Appendix A.

A. Results Under the Squared Error Loss

A.1 The NEB estimator

In this section we discuss the estimation of $\mathbf{w}_p^{(0)}$ that appear in lemma 1 under the usual squared error loss ($k = 0$). Let Y be a non-negative integer-valued random variable with probability mass function (pmf) p and define

$$h_0^{(0)}(y) = \frac{y+1}{w_p^{(0)}(y)} - y, y \in \{0\} \cup \mathbb{N} \quad (14)$$

Suppose $\mathcal{K}_\lambda(y, y') = \exp\{-0.5\lambda^{-2}(y - y')^2\}$ be the positive definite RBF kernel with bandwidth parameter $\lambda \in \Lambda$ where Λ is a compact subset of \mathbb{R}^+ bounded away from 0. Given observations $\mathbf{y} = (y_1, \dots, y_n)$ from model (2), let $\mathbf{h}_0^{(0)} = (h_0^{(0)}(y_1), \dots, h_0^{(0)}(y_n))$ and define the following $n \times n$ matrices: $n^2 \mathbf{K}_\lambda = [\mathcal{K}_\lambda(y_i, y_j)]_{ij}$, $n^2 \Delta \mathbf{K}_\lambda = [\Delta_{y_i} \mathcal{K}_\lambda(y_i, y_j + 1)]_{ij}$ and $n^2 \Delta_2 \mathbf{K}_\lambda = [\Delta_{y_i, y_j} \mathcal{K}_\lambda(y_i, y_j)]_{ij}$ where $\Delta_y \mathcal{K}_\lambda(y, y') = \mathcal{K}_\lambda(y + 1, y') - \mathcal{K}_\lambda(y, y')$ and $\Delta_{y, y'} \mathcal{K}_\lambda(y, y') = \Delta_{y'} \Delta_y \mathcal{K}_\lambda(y, y') = \Delta_y \Delta_{y'} \mathcal{K}_\lambda(y, y')$.

Definition 1B (NEB estimator of θ_i). *Consider the DLE Model (2) with loss $\ell^{(0)}(\theta_i, \delta_i)$. For a fixed $\lambda \in \Lambda$, let $\hat{w}_i^{(0)}(\lambda) = (y_i + 1)/(y_i + \hat{h}_i^{(0)}(\lambda))$ and $\hat{\mathbf{h}}_n^{(0)}(\lambda) = \{\hat{h}_1^{(0)}(\lambda), \dots, \hat{h}_n^{(0)}(\lambda)\}$ be the solution to the following quadratic optimization problem:*

$$\min_{\mathbf{h} \in \mathbf{H}_n} \hat{\mathbb{M}}_{\lambda, n}(\mathbf{h}) = \mathbf{h}^T \mathbf{K}_\lambda \mathbf{h} + 2\mathbf{h}^T \Delta \mathbf{K}_\lambda \mathbf{y} + \mathbf{y}^T \Delta_2 \mathbf{K}_\lambda \mathbf{y}, \quad (15)$$

where $\mathbf{H}_n = \{\mathbf{h} = (h_1, \dots, h_n) : \mathbf{A}\mathbf{h} \preceq \mathbf{b}, \mathbf{C}\mathbf{h} = \mathbf{d}\}$ is a convex set and $\mathbf{A}, \mathbf{C}, \mathbf{b}, \mathbf{d}$ are known real matrices and vectors that enforce linear constraints on the components of \mathbf{h} . Then the NEB estimator for a fixed λ is given by $\delta_{(0)}^{\text{neb}}(\lambda) = \{\delta_{(0), i}^{\text{neb}}(\lambda) : 1 \leq i \leq n\}$, where

$$\delta_{(0), i}^{\text{neb}}(\lambda) = \frac{a_{y_i}/a_{y_i+1}}{\hat{w}_i^{(0)}(\lambda)}, \quad \text{if } y_i \in \{0, 1, 2, \dots\}$$

Theorem 2B. *Let $\mathcal{K}_\lambda(\cdot, \cdot)$ be the positive definite RBF kernel with bandwidth parameter $\lambda \in \Lambda$. If $\lim_{n \rightarrow \infty} c_n n^{-1/2} \log n = 0$ then, under assumptions A1 – A3, we have for any $\lambda \in \Lambda$,*

$$\lim_{n \rightarrow \infty} \mathbb{P} \left[\left\| \hat{\mathbf{w}}_n^{(0)}(\lambda) - \mathbf{w}_p^{(0)} \right\|_2 \geq c_n^{-1} \epsilon \right] = 0, \text{ for any } \epsilon > 0$$

where $\hat{\mathbf{w}}_n^{(0)}(\lambda) = [(Y_i + 1)/(\hat{h}_i^{(0)}(\lambda) + Y_i)]_i$.

We now provide some motivation behind the minimization problem in definition 1B for estimating the ratio functionals $\mathbf{w}_p^{(0)}$. Suppose \tilde{p} be a probability mass function on the support of Y and define

$$\mathcal{S}_\lambda[\tilde{p}](p) = \mathbb{E}_p \left[(\tilde{h}^{(0)}(Y) - h_0^{(0)}(Y)) \mathcal{K}_\lambda(Y+1, Y'+1) (\tilde{h}^{(0)}(Y') - h_0^{(0)}(Y')) \right] \quad (16)$$

where $h_0^{(0)}, \tilde{h}^{(0)}$ are as defined in equation (14) and Y, Y' are i.i.d copies from the marginal distribution that has mass function p . $\mathcal{S}_\lambda[\tilde{p}](p)$ in equation (16) is the Kernelized Stein's Discrepancy (KSD) measure that can be used to distinguish between two distributions with mass functions p, \tilde{p} such that $\mathcal{S}_\lambda[\tilde{p}](p) \geq 0$ and $\mathcal{S}_\lambda[\tilde{p}](p) = 0$ if and only if $p = \tilde{p}$ (Liu et al., 2016; Chwialkowski et al., 2016). Moreover $\mathcal{S}_\lambda[\tilde{p}](p) = \mathbb{E}_{(U,V) \stackrel{i.i.d}{\sim} p} \left[\kappa_\lambda[\tilde{p}](U, V) \right]$ where $\kappa_\lambda[\tilde{p}](u, v)$ is

$$\tilde{h}^{(0)}(u) \tilde{h}^{(0)}(v) \mathcal{K}_\lambda(u, v) + \tilde{h}^{(0)}(u) v \Delta_v \mathcal{K}_\lambda(u+1, v) + \tilde{h}^{(0)}(v) u \Delta_u \mathcal{K}_\lambda(u, v+1) + uv \Delta_{u,v} \mathcal{K}_\lambda(u, v) \quad (17)$$

An empirical evaluation scheme for $\mathcal{S}_\lambda[\tilde{p}](p)$ is given by $\mathcal{S}_\lambda[\tilde{p}](\hat{p}_n)$ where

$$\mathcal{S}_\lambda[\tilde{p}](\hat{p}_n) = \frac{1}{n^2} \sum_{i,j=1}^n \kappa_\lambda[\tilde{p}](y_i, y_j) \quad (18)$$

and $\mathbf{Y} = (Y_1, \dots, Y_n)$ is a random sample from the marginal distribution with mass function p with empirical CDF \hat{p}_n . Note that $\kappa_\lambda[\tilde{p}](u, v)$ in equation (17) involves \tilde{p} only through $\tilde{h}^{(0)}$ and may analogously be denoted by $\kappa_\lambda[\tilde{h}(u), \tilde{h}(v)](u, v) := \kappa_\lambda[\tilde{p}](u, v)$ where we have dropped the superscript from \tilde{h} that indicates that the loss in question is the regular squared error loss. This slight abuse of notation is harmless as the discussion in this section is geared towards the squared error loss only.

Under the empirical Bayes compound estimation framework of model (2), our goal is to estimate $h_0^{(0)}$. To do that we minimize $\mathcal{S}_\lambda[\tilde{p}](\hat{p}_n)$ in equation (18) with respect to the unknowns $\tilde{h} = (\tilde{h}(y_1), \dots, \tilde{h}(y_n))$ and the sample criteria

$$\hat{\mathbb{M}}_{\lambda,n}(\tilde{\mathbf{h}}) = \frac{1}{n^2} \sum_{i,j=1}^n \kappa_\lambda[\tilde{h}(y_i), \tilde{h}(y_j)](y_i, y_j)$$

is thus the objective function of the optimisation problem in equation (15) with optimisation variables $h_i \equiv \tilde{h}(y_i)$ for $i = 1, \dots, n$.

Note that $\hat{\mathbb{M}}_{\lambda,n}(\tilde{\mathbf{h}})$ above is a V-statistic and a biased estimator of the population criteria $\mathbb{M}_\lambda(\tilde{\mathbf{h}})$ that is defined in equation (12) with $\kappa_\lambda[\tilde{h}(u), \tilde{h}(v)](u, v)$ given by equation (17).

A.2 Bandwidth choice and asymptotic properties

We propose the following asymptotic risk estimate of the true risk of $\delta_{(0)}^{\text{neb}}(\lambda)$ in the Poisson and Binomial model.

Definition 2B (ARE of $\delta_{(0)}^{\text{neb}}(\lambda)$ in the Poisson model). *Suppose $Y_i \mid \theta_i \stackrel{\text{ind.}}{\sim} \text{Pois}(\theta_i)$. Under the loss $\ell^{(0)}(\theta_i, \cdot)$ an ARE of the true risk of $\delta_{(0)}^{\text{neb}}(\lambda)$ is*

$$\text{ARE}_n^{(0,P)}(\lambda) = \frac{1}{n} \left\{ \sum_{i=1}^n y_i (y_i - 1) - 2 \sum_{i=1}^n y_i \psi_\lambda(y_i) + \sum_{i=1}^n \{ \delta_{(0),i}^{\text{neb}}(\lambda) \}^2 \right\}$$

where

$$\psi_\lambda(y_i) = \delta_{(0),j}^{\text{neb}}(\lambda), \quad y_i \geq 1$$

with $j \in \{1, \dots, n\}$ such that $y_j = y_i - 1$.

Definition 3B (ARE of $\delta_{(0)}^{\text{neb}}(\lambda)$ in the Binomial model). *Suppose $Y_i \mid q_i \sim \text{Bin}(m, q_i)$ so that in equation (1) $a_{y_i} = \binom{m}{y_i}$ and $\theta_i = q_i/(1 - q_i)$ in equation (2). Under the loss $\ell^{(0)}(\theta_i, \cdot)$ an ARE of the true risk of $\delta_{(0)}^{\text{neb}}(\lambda)$ is*

$$\text{ARE}_n^{(0,\mathcal{B})}(\lambda) = \frac{1}{n} \left\{ \sum_{i=1}^n \frac{y_i(y_i - 1)}{(m - y_i + 2)(m - y_i + 1)} - 2 \sum_{i=1}^n y_i \psi_\lambda(y_i) + \sum_{i=1}^n \{\delta_{(0),i}^{\text{neb}}(\lambda)\}^2 \right\}$$

where

$$\psi_\lambda(y_i) = \delta_{(0),j}^{\text{neb}}(\lambda)/(m - y_i + 1), \quad y_i \geq 1$$

with $j \in \{1, \dots, n\}$ such that $y_j = y_i - 1$.

Note that if for some index i , $y_i - 1$ is not available in the observed sample \mathbf{y} , $\psi_\lambda(y_i)$ can be calculated using cubic splines. We propose the following estimate of the tuning parameter λ based on the ARE:

$$\hat{\lambda} = \begin{cases} \arg \min_{\lambda \in \Lambda} \text{ARE}_n^{(0,\mathcal{P})}(\lambda), & \text{if } Y_i \mid \theta_i \stackrel{\text{ind.}}{\sim} \text{Pois}(\theta_i) \\ \arg \min_{\lambda \in \Lambda} \text{ARE}_n^{(0,\mathcal{B})}(\lambda), & \text{if } Y_i \mid q_i \stackrel{\text{ind.}}{\sim} \text{Bin}(m, q_i) \end{cases} \quad (19)$$

where a choice of $\Lambda = [10, 10^2]$ work well in the simulations and real data analyses of sections 4 and 5. Lemmata 3 and 2 continue to provide the large-sample properties of the proposed $\text{ARE}_n^{(0,\mathcal{P})}$, $\text{ARE}_n^{(0,\mathcal{B})}$ criteria.

To analyze the quality of the estimates $\hat{\lambda}$ obtained from equation (19), we consider an oracle loss estimator $\delta_{(0)}^{\text{or}} := \delta_{(0)}^{\text{neb}}(\lambda_0^{\text{orc}})$ where

$$\lambda_0^{\text{orc}} = \arg \min_{\lambda \in \Lambda} \mathcal{L}_n^{(0)}(\boldsymbol{\theta}, \delta_{(0)}^{\text{neb}}(\lambda))$$

and Lemma 4 establishes the asymptotic optimality of $\hat{\lambda}$ obtained from equation (19). In theorem 3B below we provide decision theoretic guarantees on the NEB estimator and show that the largest coordinate-wise gap between $\delta_{(0)}^{\text{neb}}(\hat{\lambda})$ and $\delta_{(0)}^\pi$ is asymptotically small.

Theorem 3B. *Under the conditions of Theorem 2B, if $\lim_{n \rightarrow \infty} c_n n^{-1/2} \log^3 n = 0$ then, for the Poisson and the Binomial model,*

$$c_n \left\| \delta_{(0)}^{\text{neb}}(\hat{\lambda}) - \delta_{(0)}^\pi \right\|_\infty = o_p(1).$$

Furthermore, under the same conditions, we have for the Poisson and the Binomial model,

$$\lim_{n \rightarrow \infty} \mathbb{P} \left[\mathcal{L}_n^{(0)} \left\{ \boldsymbol{\theta}, \delta_{(0)}^{\text{neb}}(\hat{\lambda}) \right\} \geq \mathcal{L}_n^{(0)}(\boldsymbol{\theta}, \delta_{(0)}^\pi) + c_n^{-1} \epsilon \right] = 0 \text{ for any } \epsilon > 0.$$

B. Technical Details and Proofs

We will begin this section with some notations and then state two lemmas that will be used in proving the statements discussed in Section 3.

Let c_0, c_1, \dots denote some generic positive constants which may vary in different statements. Let $\mathcal{D}_n = \{0, 1, 2, \dots, C \log n\}$ and given a random sample (Y_1, \dots, Y_n) from model (2) denote B_n to be the event $\{\max_{1 \leq i \leq n} Y_i \leq C \log n\}$ where C is the constant given by lemma A below under assumption (A2).

Lemma A. *Assumption (A2) implies that with probability tending to 1 as $n \rightarrow \infty$,*

$$\max(Y_1, \dots, Y_n) \leq C \log n$$

where $C > 0$ is a constant depending on ϵ .

Our next lemma below is a statement on the pointwise Lipschitz stability of the optimal solution $\hat{\mathbf{h}}_n^{(k)}(\lambda)$ under perturbations on the parameter $\lambda \in \Lambda$. See, for example, Bonnans and Shapiro (2013) for general results on the stability and sensitivity of parametrized optimization problems.

Lemma B. *Let $\hat{\mathbf{h}}_n^{(k)}(\lambda_0)$ be the solution to problems (8) and (15), respectively, for $k \in \{0, 1\}$ and for some $\lambda_0 \in \Lambda$. Then, under Assumption (A3), there exists a constant $L > 0$ such that for any $\lambda \in \Lambda$ the solution $\hat{\mathbf{h}}_n^{(k)}(\lambda)$ to problems (8) and (15) satisfies*

$$\left\| \hat{\mathbf{h}}_n^{(k)}(\lambda) - \hat{\mathbf{h}}_n^{(k)}(\lambda_0) \right\|_2 \leq L |\lambda - \lambda_0|$$

B.1 Proof of Lemma 1

First note that for any coordinate i , the integrated Bayes risk of an estimator $\delta_{(k),i}$ of θ_i is $\sum_{y_i} \int p(y_i | \theta_i) \ell_n^{(k)}(\theta_i, \delta_{(k),i}) dG(\theta_i)$ which is minimized with respect to $\delta_{(k),i}$ if for each y_i , $\delta_{(k),i}(y_i)$ is defined as

$$\delta_{(k),i}^\pi(y_i) = \arg \min_{\delta_{(k),i}} \int p(y_i | \theta_i) \ell_n^{(k)}(\theta_i, \delta_{(k),i}) dG(\theta_i)$$

However, $\int p(y_i | \theta_i) \ell_n^{(k)}(\theta_i, \delta_{(k),i}) dG(\theta_i)$ is a minimum with respect to $\delta_{(k),i}$ when

$$\delta_{(k),i}^\pi(y_i) = \frac{\int p(y_i | \theta_i) \theta_i^{1-k} dG(\theta_i)}{\int p(y_i | \theta_i) \theta_i^{-k} dG(\theta_i)}$$

The result then follows by noting that $p(y_i - k) = \int a_{y_i - k} \theta_i^{y_i - k} / g(\theta_i) dG(\theta_i)$, and $p(y_i + 1 - k) = \int a_{y_i + 1 - k} \theta_i^{y_i + 1 - k} / g(\theta_i) dG(\theta_i)$ for $y_i = k, k + 1, \dots$

B.2 Proof of Theorem 1

Define $\tilde{\mathbb{M}}_\lambda(\mathbf{h}) = \sum_{i,j \in \mathcal{D}_n} \kappa_\lambda[h(i), h(j)](i, j) \mathbb{P}(Y = i) \mathbb{P}(Y = j)$ and re-write $\hat{\mathbb{M}}_{\lambda,n}(\mathbf{h})$ as

$$\hat{\mathbb{M}}_{\lambda,n}(\mathbf{h}) = \frac{1}{n^2} \sum_{i,j \in \mathcal{D}_n} \kappa_\lambda[h(i), h(j)](i, j) \mathcal{C}_{ij},$$

where C_{ij} is the number of pairs (Y_r, Y_s) in the sample that has $Y_r = i, Y_s = j$. Now, we have

$$\sup_{\lambda \in \Lambda} \left| \hat{\mathbb{M}}_{\lambda, n}(\mathbf{h}) - \mathbb{M}_{\lambda}(\mathbf{h}) \right| \leq \sup_{\lambda \in \Lambda} \left| \hat{\mathbb{M}}_{\lambda, n}(\mathbf{h}) - \tilde{\mathbb{M}}_{\lambda}(\mathbf{h}) \right| + \sup_{\lambda \in \Lambda} \left| \mathbb{M}_{\lambda}(\mathbf{h}) - \tilde{\mathbb{M}}_{\lambda}(\mathbf{h}) \right| \quad (20)$$

Consider the first term on the right hand side of the inequality in equation (20) above and with $P_i := \mathbb{P}(Y = i)$ note that assumption A2 and lemma A imply

$$\begin{aligned} \mathbb{E} \sup_{\lambda \in \Lambda} \left| \hat{\mathbb{M}}_{\lambda, n}(\mathbf{h}) - \tilde{\mathbb{M}}_{\lambda}(\mathbf{h}) \right| &\leq \sum_{i, j \in \mathcal{D}_n} \mathbb{E} \left[\sup_{\lambda \in \Lambda} \left| \kappa_{\lambda}[h(i), h(j)](i, j) \right| \left| \frac{C_{ij}}{n^2} - P_i P_j \right| \right] \left\{ 1 + o(1) \right\} \\ &\leq \sum_{i, j \in \mathcal{D}_n} \left\{ \mathbb{E} \left[\sup_{\lambda \in \Lambda} \left| \kappa_{\lambda}[h(i), h(j)](i, j) \right|^2 \right] \mathbb{E} \left| \frac{C_{ij}}{n^2} - P_i P_j \right|^2 \right\}^{1/2} \left\{ 1 + o(1) \right\} \end{aligned} \quad (21)$$

In equation (21) above, $\mathbb{E}|n^{-2}C_{ij} - P_i P_j|^2$ is $O(1/n)$ and assumption A1 together with the compactness of Λ and the continuity of $\kappa_{\lambda}[h(i), h(j)](i, j)$ with respect to λ imply that $\mathbb{E}[\sup_{\lambda \in \Lambda} |\kappa_{\lambda}[h(i), h(j)](i, j)|^2] < \infty$. Thus $\mathbb{E} \sup_{\lambda \in \Lambda} |\hat{\mathbb{M}}_{\lambda, n}(\mathbf{h}) - \tilde{\mathbb{M}}_{\lambda}(\mathbf{h})|$ is $O(\log^2 n/n^{1/2})$. Now consider the second term on the right hand side of the inequality in equation (20) and note that it is bounded above by the following tail sums

$$2 \sum_{i, j \in \mathcal{D}_n, i \neq j} \sup_{\lambda \in \Lambda} |\kappa_{\lambda}[h(i), h(j)](i, j)| P_i P_j + \sum_{i, j \notin \mathcal{D}_n} \sup_{\lambda \in \Lambda} |\kappa_{\lambda}[h(i), h(j)](i, j)| P_i P_j.$$

But from Assumption (A1), $\mathbb{E}_p \sup_{\lambda \in \Lambda} |\kappa_{\lambda}[h(U), h(V)](U, V)| < \infty$ and together with assumption (A2) and proof of lemma A, it follows that the terms in the display above are $O(n^{-\nu})$ for some $\nu > 1/2$.

Now fix an $\epsilon > 0$ and let $c_n = n^{1/2}/\log^2 n$. Since $\mathbb{E}_p \sup_{\lambda \in \Lambda} |\hat{\mathbb{M}}_{\lambda, n}(\mathbf{h}) - \tilde{\mathbb{M}}_{\lambda}(\mathbf{h})|$ is $O(\log^2 n/n^{1/2})$ there exists a finite constant $M > 0$ and an N_1 such that $c_n \mathbb{E} \sup_{\lambda \in \Lambda} |\hat{\mathbb{M}}_{\lambda, n}(\mathbf{h}) - \tilde{\mathbb{M}}_{\lambda}(\mathbf{h})| \leq M$ for all $n \geq N_1$. Moreover since $\sup_{\lambda \in \Lambda} |\mathbb{M}_{\lambda}(\mathbf{h}) - \tilde{\mathbb{M}}_{\lambda}(\mathbf{h})| \rightarrow 0$ as $n \rightarrow \infty$, there exists an N_2 such that $\sup_{\lambda \in \Lambda} |\mathbb{M}_{\lambda}(\mathbf{h}) - \tilde{\mathbb{M}}_{\lambda}(\mathbf{h})| \leq M/c_n$ for all $n \geq N_2$. Thus with $t = 4M/\epsilon$, we have $\mathbb{P}(c_n \sup_{\lambda \in \Lambda} |\hat{\mathbb{M}}_{\lambda, n}(\mathbf{h}) - \mathbb{M}_{\lambda}(\mathbf{h})| > t) < \epsilon$ for all $n \geq \max(N_1, N_2)$ which suffices to prove the desired result.

B.3 Proofs of Theorems 2A and 2B

We will first prove Theorem 2A. Note that from equation (7),

$$\left\| \hat{\mathbf{w}}_n^{(1)}(\lambda) - \mathbf{w}_p^{(1)} \right\|_2 = \left\| \hat{\mathbf{h}}_n^{(1)}(\lambda) - \mathbf{h}_0^{(1)} \right\|_2.$$

Now from assumption A3 and for any $\epsilon > 0$, there exists a $\delta > 0$ such that for any $\lambda \in \Lambda$,

$$\mathbb{P} \left[c_n \left\| \hat{\mathbf{h}}_n^{(1)}(\lambda) - \mathbf{h}_0^{(1)} \right\|_2 \geq \epsilon \right] \leq \mathbb{P} \left[c_n \left\{ \mathbb{M}_{\lambda}(\hat{\mathbf{h}}_n^{(1)}) - \mathbb{M}_{\lambda}(\mathbf{h}_0^{(1)}) \right\} \geq \delta \right].$$

But the right hand side is upper bounded by the sum of $\mathbb{P} \left[c_n \left\{ \mathbb{M}_{\lambda}(\hat{\mathbf{h}}_n^{(1)}) - \hat{\mathbb{M}}_{\lambda, n}(\hat{\mathbf{h}}_n^{(1)}) \right\} \geq \delta/3 \right]$, $\mathbb{P} \left[c_n \left\{ \hat{\mathbb{M}}_{\lambda, n}(\hat{\mathbf{h}}_n^{(1)}) - \hat{\mathbb{M}}_{\lambda, n}(\mathbf{h}_0^{(1)}) \right\} \geq \delta/3 \right]$ and $\mathbb{P} \left[c_n \left\{ \hat{\mathbb{M}}_{\lambda, n}(\mathbf{h}_0^{(1)}) - \mathbb{M}_{\lambda}(\mathbf{h}_0^{(1)}) \right\} \geq \delta/3 \right]$. From theorem 1, the first and third terms go to zero as $n \rightarrow \infty$ while the second term is

zero since $\hat{\mathbb{M}}_{\lambda,n}(\hat{\mathbf{h}}_n^{(1)}) \leq \hat{\mathbb{M}}_{\lambda,n}(\mathbf{h}_0^{(1)})$. This proves the statement of theorem 2A. To prove theorem 2B first note that from equation (14),

$$\left\| \hat{\mathbf{w}}_n^{(0)}(\lambda) - \mathbf{w}_p^{(0)} \right\|_2^2 \leq \sum_{i=1}^n \left\{ \frac{Y_i + 1}{\hat{h}_{n,i}^{(0)}(\lambda) h_{0,i}^{(0)}} \right\}^2 \left\{ \hat{h}_{n,i}^{(0)}(\lambda) - h_{0,i}^{(0)} \right\}^2.$$

From assumption A2 and Lemma A, there exists a constant $c_0 > 0$ such that for large n , $\max_{1 \leq i \leq n} (Y_i + 1) \leq c_0 \log n$ with high probability. Moreover for $i = 1, \dots, n$, since $\hat{w}_{n,i}^{(0)}(\lambda) > 0$ for every $\lambda \in \Lambda$ and $w_{p,i}^{(0)} > 0$, lemma A and equation (14) together imply $\hat{h}_{n,i}^{(0)}(\lambda) + c_0 \log n > 0$ and $h_{0,i}^{(0)} + c_0 \log n > 0$. Thus, conditional on the event $\{\max_{1 \leq i \leq n} (Y_i + 1) \leq c_0 \log n\}$ and for any $\epsilon > 0$,

$$\mathbb{P} \left[c_n \log n \left\| \hat{\mathbf{w}}_n^{(0)}(\lambda) - \mathbf{w}_p^{(0)} \right\|_2 \geq \epsilon \right] \leq \mathbb{P} \left[c_1 c_n \left\| \hat{\mathbf{h}}_n^{(0)}(\lambda) - \mathbf{h}_0^{(0)} \right\|_2 \geq \epsilon \right]$$

for some constant $c_1 > 0$. The proof of the statement of theorem 2B thus follows from the proof of theorem 2A above and lemma A.

B.4 Proof of Lemma 2

We will first prove the two statements of lemma 2 under the scaled squared error loss. The proof for the squared error loss will follow from similar arguments and we will highlight only the important steps. Throughout the proof, we will denote $d_1 := \inf_{\lambda \in \Lambda} \inf_{1 \leq i \leq n} (1 - \hat{h}_{n,i}^{(1)}(\lambda)) > 0$ and $d_2 := \inf_{\lambda \in \Lambda} \inf_{1 \leq i \leq n} \hat{w}_{n,i}^{(0)}(\lambda) > 0$.

Proof of statement 1 for the scaled squared error loss ($k = 1$)

Note that by triangle inequality $\sup_{\lambda \in \Lambda} \left| \text{ARE}_n^{(1,\mathcal{B})}(\lambda, \mathbf{Y}) - \mathcal{R}_n^{(1)}(\boldsymbol{\theta}, \boldsymbol{\delta}_{(1)}^{\text{neb}}(\lambda)) \right|$ is upper bounded by the following sum

$$\sup_{\lambda \in \Lambda} \left| \text{ARE}_n^{(1,\mathcal{B})}(\lambda, \mathbf{Y}) - \mathbb{E} \text{ARE}_n^{(1,\mathcal{B})}(\lambda, \mathbf{Y}) \right| + \sup_{\lambda \in \Lambda} \left| \mathbb{E} \text{ARE}_n^{(1,\mathcal{B})}(\lambda, \mathbf{Y}) - \mathcal{R}_n^{(1)}(\boldsymbol{\theta}, \boldsymbol{\delta}_{(1)}^{\text{neb}}(\lambda)) \right|.$$

Consider the first term. Using definition 3A, this term is upper bounded by

$$\begin{aligned} & \left| \frac{1}{n} \sum_{i=1}^n U_i \right| + \sup_{\lambda \in \Lambda} \left| \frac{2}{n} \sum_{i=1}^n \left\{ \delta_{(1),i}^{\text{neb}}(\lambda) - \mathbb{E} \delta_{(1),i}^{\text{neb}}(\lambda) \right\} \right| \\ & + \sup_{\lambda \in \Lambda} \left| \frac{1}{n} \sum_{i=1}^n \left\{ (m - Y_i) \psi_\lambda(Y_i) - \mathbb{E} (m - Y_i) \psi_\lambda(Y_i) \right\} \right| \end{aligned} \quad (22)$$

where $U_i = Y_i / (m - Y_i + 1) - \theta_i$, $\mathbb{E} U_i = 0$ and $\mathbb{E} U_i^2 < \infty$ since $Y_i / (m - Y_i + 1) \leq m < \infty$ for all $i = 1, \dots, n$. So, $\left| n^{-1} \sum_{i=1}^n U_i \right| = O_p(n^{-1/2})$.

Now consider the second term in equation (22) above and define $Z_n(\lambda) = n^{-1} \sum_{i=1}^n V_i(\lambda)$ where $V_i(\lambda) = \delta_{(1),i}^{\text{neb}}(\lambda) - \mathbb{E} \delta_{(1),i}^{\text{neb}}(\lambda)$. Recall that for every i such that $Y_i > 0$, $1 - \hat{h}_{n,i}^{(1)}(\lambda) > 0$ for all $\lambda \in \Lambda$. Moreover, from definition 1A for the Binomial model,

$$\delta_{(1),i}^{\text{neb}}(\lambda) = [Y_i / (m - Y_i + 1)] \left\{ 1 - \hat{h}_{n,i}^{(1)}(\lambda) \right\}^{-1}.$$

Thus, $\delta_{(1),i}^{\text{neb}}(\lambda) \leq m/d_1$ and $|V_i(\lambda)| \leq 2m/d_1$ for all $i = 1, \dots, n$. Along with the fact that $\mathbb{E}V_i(\lambda) = 0$ Hoeffding's inequality gives, for a fixed λ and (for now) arbitrary $r_n > 1$

$$\mathbb{P}\left\{|Z_n(\lambda)| > \frac{r_n}{\sqrt{n}}\right\} \leq 2 \exp\left\{-\frac{r_n^2 d_1^2}{8m^2}\right\} \quad (23)$$

Next for a perturbation λ' of λ such that $(\lambda, \lambda') \in \Lambda := [\lambda_l, \lambda_u]$, we will bound the increments $|Z_n(\lambda) - Z_n(\lambda')|$. To that effect, note that

$$n|Z_n(\lambda) - Z_n(\lambda')| \leq \|\delta_{(1)}^{\text{neb}}(\lambda) - \delta_{(1)}^{\text{neb}}(\lambda')\|_1 + \mathbb{E}\|\delta_{(1)}^{\text{neb}}(\lambda) - \delta_{(1)}^{\text{neb}}(\lambda')\|_1$$

and $d_1^2 \|\delta_{(1)}^{\text{neb}}(\lambda) - \delta_{(1)}^{\text{neb}}(\lambda')\|_1 \leq m \|\hat{\mathbf{h}}_n^{(1)}(\lambda) - \hat{\mathbf{h}}_n^{(1)}(\lambda')\|_1$. Now from lemma B we know that

$$\|\hat{\mathbf{h}}_n^{(1)}(\lambda) - \hat{\mathbf{h}}_n^{(1)}(\lambda')\|_1 \leq n^{1/2} c^{-1} |\lambda - \lambda'| \sup_{\mathbf{h} \in N_\delta(\hat{\mathbf{h}}_n^{(1)}(\lambda))} \|\nabla_{\hat{\mathbf{h}}_n, \lambda}^2 \hat{\mathbb{M}}_{\lambda, n}(\mathbf{h}) + o(1)\|_2.$$

Moreover, the Binomial model with $m < \infty$ and assumption A4 imply that the supremum in the display above is $O(\log n)$. Thus so long as $|\lambda - \lambda'| \leq \epsilon_n$,

$$|Z_n(\lambda) - Z_n(\lambda')| \leq c_0 \epsilon_n \frac{\log n}{\sqrt{n}}.$$

Now choose $\lambda_j = j\epsilon_n \in \Lambda$ and note that $A_n = \{\sup_{\lambda \in \Lambda} |Z_n(\lambda)| > 3r_n/\sqrt{n}\} \subset D_n \cup E_n$ where

$$D_n = \{\sup_j |Z_n(\lambda_j)| > r_n/\sqrt{n}\} \text{ and } E_n = \{\sup_j \sup_{|\lambda - \lambda_j| \leq \epsilon_n} |Z_n(\lambda) - Z_n(\lambda_j)| > 2r_n/\sqrt{n}\}.$$

Choose ϵ_n so that $\epsilon_n n^{-1/2} \log n = o(n^{-1/2})$ and note that $\mathbb{P}(E_n) \leq \exp\{-2r_n^2\}$ and $\mathbb{P}(D_n) \leq 2(\lambda_u/\epsilon_n) \exp\{-r_n^2 d_1^2/8m^2\}$ from equation (23) and the cardinality of λ_j . Thus,

$$P(A_n) \leq 2(\lambda_u/\epsilon_n) \exp\{-r_n^2 d_1^2/8m^2\} + \exp\{-2r_n^2\}$$

Set $r_n = (s \log n)^{1/2} (m\sqrt{8}/d_1) = O(\sqrt{\log n})$. Then $\mathbb{P}(A_n) \leq n^{-s} 3(\lambda_u/\epsilon_n)$ and thus the second term in equation (22) is $O_p(\sqrt{\log n/n})$.

We will now consider the third term in equation (22) and analyze it in a similar manner to the second term of equation (22). Here we will assume that the set $\mathcal{I}_i = \{j : Y_j = Y_i + 1\}$ is non-empty for every $i = 1, \dots, n$. Recall from definition 3A that $(m - Y_i)\psi_\lambda(Y_i) \leq m/d_1^2$ for all $Y_i = 0, 1, \dots, m$. Define $Z_n(\lambda) = n^{-1} \sum_{i=1}^n V_i(\lambda)$ where $V_i(\lambda) = (m - Y_i)\psi_\lambda(Y_i) - \mathbb{E}(m - Y_i)\psi_\lambda(Y_i)$ with $\mathbb{E}V_i(\lambda) = 0$ and $|V_i(\lambda)| \leq 2m/d_1^2$. Hoeffding's inequality gives, for a fixed λ and (for now) arbitrary $r_n > 1$

$$\mathbb{P}\left\{|Z_n(\lambda)| > \frac{r_n}{\sqrt{n}}\right\} \leq 2 \exp\left\{-\frac{r_n^2 d_1^4}{8m^2}\right\}$$

Moreover, for a perturbation λ' of λ such that $(\lambda, \lambda') \in \Lambda$, the increments $n|Z_n(\lambda) - Z_n(\lambda')|$ are bounded above by $m\|\psi_\lambda - \psi_{\lambda'}\|_1 + m\mathbb{E}\|\psi_\lambda - \psi_{\lambda'}\|_1$ where $\psi_\lambda = (\psi_\lambda(Y_1), \dots, \psi_\lambda(Y_n))$ for any $\lambda \in \Lambda$. Now, note that from definition 3A and for the Binomial model,

$$|\psi_\lambda(Y_i) - \psi_{\lambda'}(Y_i)| \leq 2(m^2/d_1^3) |\hat{h}_{n,j}(\lambda) - \hat{h}_{n,j}(\lambda')|,$$

where $j \in \mathcal{I}_i$. Therefore

$$|Z_n(\lambda) - Z_n(\lambda')| \leq 2 \frac{m^3}{nd_1^3} \left[\|\hat{\mathbf{h}}_n^{(1)}(\lambda) - \hat{\mathbf{h}}_n^{(1)}(\lambda')\|_1 + \mathbb{E} \|\hat{\mathbf{h}}_n^{(1)}(\lambda) - \hat{\mathbf{h}}_n^{(1)}(\lambda')\|_1 \right].$$

Now lemma B and assumption A4 imply that the right hand side of the inequality above is $|\lambda - \lambda'|O(n^{-1/2} \log n)$. So as long as $|\lambda - \lambda'| \leq \epsilon_n$, choose $\lambda_j = j\epsilon_n \in \Lambda$. In a manner similar to the second term of equation (22) define the events A_n , D_n and E_n , and set $r_n = (s \log n)^{1/2} (m\sqrt{8}/d_1^2)$ to conclude that the third term of equation (22) continues to be $O_p(\sqrt{\log n/n})$ which suffices to prove the statement of the result.

Proof of statement 2 for the scaled squared error loss ($k = 1$)

Note that $\sup_{\lambda \in \Lambda} |\text{ARE}_n^{(1,\mathcal{B})}(\lambda, \mathbf{Y}) - \mathcal{L}_n^{(1)}(\boldsymbol{\theta}, \boldsymbol{\delta}_{(1)}^{\text{neb}}(\lambda))|$ is bounded above by the sum of: $\sup_{\lambda \in \Lambda} |\text{ARE}_n^{(1,\mathcal{B})}(\lambda, \mathbf{Y}) - \mathcal{R}_n^{(1)}(\boldsymbol{\theta}, \boldsymbol{\delta}_{(1)}^{\text{neb}}(\lambda))|$ and $\sup_{\lambda \in \Lambda} |\mathcal{L}_n^{(1)}(\boldsymbol{\theta}, \boldsymbol{\delta}_{(1)}^{\text{neb}}(\lambda)) - \mathbb{E} \mathcal{L}_n^{(1)}(\boldsymbol{\theta}, \boldsymbol{\delta}_{(1)}^{\text{neb}}(\lambda))|$. The first term is $O_p(\sqrt{\log n/n})$ from statement 1. The second term is bounded above by

$$\frac{2}{n} \sup_{\lambda \in \Lambda} \left| \sum_{i=1}^n \left\{ \delta_{(1),i}^{\text{neb}}(\lambda) - \mathbb{E} \delta_{(1),i}^{\text{neb}}(\lambda) \right\} \right| + \frac{1}{n} \sup_{\lambda \in \Lambda} \left| \sum_{i=1}^n \theta_i^{-1} \left\{ \left[\delta_{(1),i}^{\text{neb}}(\lambda) \right]^2 - \mathbb{E} \left[\delta_{(1),i}^{\text{neb}}(\lambda) \right]^2 \right\} \right| \quad (24)$$

where the first term in equation (24) is $O_p(\sqrt{\log n/n})$ from the proof of statement 1. Now consider the second term in equation (24) and define $Z_n(\lambda) = n^{-1} \sum_{i=1}^n V_i(\lambda)$ where $\theta_i V_i(\lambda) = [\delta_{(1),i}^{\text{neb}}(\lambda)]^2 - \mathbb{E}[\delta_{(1),i}^{\text{neb}}(\lambda)]^2$. Recall that from definition 1A for the Binomial model,

$$\delta_{(1),i}^{\text{neb}}(\lambda) = [Y_i / (m - Y_i + 1)] \left\{ 1 - \hat{h}_{n,i}^{(1)}(\lambda) \right\}^{-1}.$$

Thus, $[\delta_{(1),i}^{\text{neb}}(\lambda)]^2 \leq m^2/d_1^2$ and $|V_i(\lambda)| \leq 2\theta_i^{-1}m^2/d_1^2$ for all $i = 1, \dots, n$. For an arbitrary $r_n > 1$ and λ fixed, we have from Hoeffding's inequality,

$$\mathbb{P} \left\{ |Z_n(\lambda)| > \frac{r_n}{\sqrt{n}} \right\} \leq 2 \exp \left\{ - \frac{r_n^2 d_1^4 n}{8m^2 \sum_{i=1}^n \theta_i^{-1}} \right\} \quad (25)$$

Moreover for a perturbation λ' of λ such that $(\lambda, \lambda') \in \Lambda$,

$$\sum_{i=1}^n \theta_i^{-1} \left| [\delta_{(1),i}^{\text{neb}}(\lambda)]^2 - [\delta_{(1),i}^{\text{neb}}(\lambda')]^2 \right| \leq \frac{2m^2}{d_1^2} \left\| \hat{\mathbf{h}}_n^{(1)}(\lambda) - \hat{\mathbf{h}}_n^{(1)}(\lambda') \right\|_2 \sum_{i=1}^n \theta_i^{-1}.$$

Thus lemma B, assumption A4 and the display above together imply that $n|Z_n(\lambda) - Z_n(\lambda')|$ is bounded above by $c_1 |\lambda - \lambda'| \log n \sum_{i=1}^n \theta_i^{-1}$. Now as long as $|\lambda - \lambda'| \leq \epsilon_n$, choose ϵ_n so that $\epsilon_n n^{-1} \log n \sum_{i=1}^n \theta_i^{-1} = o(n^{-1/2})$ and along with equation (25), follow the steps outlined in the proof of the second term in equation (22) to conclude that the second term in equation (24) is $O_p(\sqrt{\log n/n})$ from which the desired result follows.

Proof of statement 1 for the squared error loss ($k = 0$)

The proof of this statement is very similar to the proof of statement 1 under the scaled squared error loss and therefore we highlight the important steps here. To prove statement 1, we will only look at the term $\sup_{\lambda \in \Lambda} \left| \text{ARE}_n^{(0, \mathcal{B})}(\lambda, \mathbf{Y}) - \mathbb{E} \text{ARE}_n^{(0, \mathcal{B})}(\lambda, \mathbf{Y}) \right|$ because under the Binomial model, it can be verified using definition 3B that $\mathbb{E} \text{ARE}_n^{(0, \mathcal{B})}(\lambda) = \mathcal{R}_n^{(0)}(\boldsymbol{\theta}, \boldsymbol{\delta}_{(0)}^{\text{neb}}(\lambda))$. Now note that $\sup_{\lambda \in \Lambda} \left| \text{ARE}_n^{(0, \mathcal{B})}(\lambda, \mathbf{Y}) - \mathbb{E} \text{ARE}_n^{(0, \mathcal{B})}(\lambda, \mathbf{Y}) \right|$ is bounded above by

$$\begin{aligned} & \left| \frac{1}{n} \sum_{i=1}^n U_i \right| + \sup_{\lambda \in \Lambda} \left| \frac{2}{n} \sum_{i=1}^n \left\{ Y_i \psi_\lambda(Y_i) - \mathbb{E} Y_i \psi_\lambda(Y_i) \right\} \right| \\ & + \frac{1}{n} \sup_{\lambda \in \Lambda} \left| \sum_{i=1}^n \left\{ \left[\delta_{(0), i}^{\text{neb}}(\lambda) \right]^2 - \mathbb{E} \left[\delta_{(0), i}^{\text{neb}}(\lambda) \right]^2 \right\} \right| \end{aligned} \quad (26)$$

where $U_i = Y_i(Y_i - 1)/[(m - Y_i + 2)(m - Y_i + 1)] - \theta_i^2$, $\mathbb{E} U_i = 0$ and $\mathbb{E} U_i^2 < \infty$ since $|U_i| \leq m^2 < \infty$ for all $i = 1, \dots, n$. So, $\left| n^{-1} \sum_{i=1}^n U_i \right| = O_p(n^{-1/2})$. For the second term in equation (26) note that from definition 3B, $Y_i \psi_\lambda(Y_i) \leq m^2/d_2$ and for a perturbation λ' of λ such that $(\lambda, \lambda') \in \Lambda$,

$$\sum_{i=1}^n Y_i \left| \psi_\lambda(Y_i) - \psi_{\lambda'}(Y_i) \right| \leq c_2 |\lambda - \lambda'| \sqrt{n} \log n \{1 + o(1)\}.$$

The last inequality in the display above follows from definition 3B, lemma B and assumption A4. Thus the upper bound on the second term of equation (26) and the corresponding upper bound on its increments over $(\lambda, \lambda') \in \Lambda$ suffice to show that this term is $O_p(\sqrt{\log n/n})$. Finally, the third term in equation (26) is bounded above by $4m^2/d_2^2$ and $\|\boldsymbol{\delta}_{(0)}^{\text{neb}}(\lambda) - \boldsymbol{\delta}_{(0)}^{\text{neb}}(\lambda')\|_1$ is $|\lambda - \lambda'| O(\sqrt{n} \log n)$ for $(\lambda, \lambda') \in \Lambda$ from which the desired follows that $\sup_{\lambda \in \Lambda} \left| \text{ARE}_n^{(0, \mathcal{B})}(\lambda, \mathbf{Y}) - \mathbb{E} \text{ARE}_n^{(0, \mathcal{B})}(\lambda, \mathbf{Y}) \right|$ is $O_p(\sqrt{\log n/n})$.

Proof of statement 2 for the squared error loss ($k = 0$)

We will only look at the term $\sup_{\lambda \in \Lambda} |\mathcal{L}_n^{(0)}(\boldsymbol{\theta}, \boldsymbol{\delta}_{(0)}^{\text{neb}}(\lambda)) - \mathbb{E} \mathcal{L}_n^{(0)}(\boldsymbol{\theta}, \boldsymbol{\delta}_{(0)}^{\text{neb}}(\lambda))|$ and show that it is $O_p(\sqrt{\log n/n})$. Note that

$$\frac{2}{n} \sup_{\lambda \in \Lambda} \left| \sum_{i=1}^n \theta_i \left\{ \delta_{(0), i}^{\text{neb}}(\lambda) - \mathbb{E} \delta_{(0), i}^{\text{neb}}(\lambda) \right\} \right| + \frac{1}{n} \sup_{\lambda \in \Lambda} \left| \sum_{i=1}^n \left\{ \left[\delta_{(0), i}^{\text{neb}}(\lambda) \right]^2 - \mathbb{E} \left[\delta_{(0), i}^{\text{neb}}(\lambda) \right]^2 \right\} \right| \quad (27)$$

is an upper bound on $\sup_{\lambda \in \Lambda} |\mathcal{L}_n^{(0)}(\boldsymbol{\theta}, \boldsymbol{\delta}_{(0)}^{\text{neb}}(\lambda)) - \mathbb{E} \mathcal{L}_n^{(0)}(\boldsymbol{\theta}, \boldsymbol{\delta}_{(0)}^{\text{neb}}(\lambda))|$. Analogous to the preceding proofs under lemma 2, we will provide the upper bounds and bounds on the increments with respect to perturbations on λ for the two terms in equation (27). The rest of the proof will then follow from the proof of statement 1 in lemma 2.

From definition 1B, we know that $\delta_{(0), i}^{\text{neb}}(\lambda) \leq 2m/d_2$. Thus

$$\sum_{i=1}^n |\theta_i \delta_{(0), i}^{\text{neb}}(\lambda)| \leq 2(m/d_2) \sum_{i=1}^n \theta_i.$$

Moreover, from Lemma B and Assumption (A4),

$$\sum_{i=1}^n \theta_i \left| \delta_{(0),i}^{\text{neb}}(\lambda) - \delta_{(0),i}^{\text{neb}}(\lambda') \right| \leq c_3 |\lambda - \lambda'| \sum_{i=1}^n \theta_i \log n \{1 + o(1)\}$$

and

$$\sum_{i=1}^n \left| \left[\delta_{(0),i}^{\text{neb}}(\lambda) \right]^2 - \left[\delta_{(0),i}^{\text{neb}}(\lambda') \right]^2 \right| \leq c_4 |\lambda - \lambda'| \sqrt{n} \log n \{1 + o(1)\}$$

for $(\lambda, \lambda') \in \Lambda$. Hoeffding's inequality and the steps outlined in the proof of statement 1 ($k = 1$) of lemma 2 will then show that both the terms in equation (27) are $O_p(\sqrt{\log n/n})$ which proves the desired result.

B.5 Proof of Lemma 3

We will first prove the two statements of lemma 3 under the scaled squared error loss. The proof for the squared error loss will follow from similar arguments and we will highlight only the important steps. Throughout the proof, we will denote $d_1 := \inf_{\lambda \in \Lambda} \inf_{1 \leq i \leq n} (1 - \hat{h}_{n,i}^{(1)}(\lambda)) > 0$ and $d_2 := \inf_{\lambda \in \Lambda} \inf_{1 \leq i \leq n} \hat{w}_{n,i}^{(0)}(\lambda) > 0$.

Proof of statement 1 for the scaled squared error loss ($k = 1$)

Note that by triangle inequality $\sup_{\lambda \in \Lambda} \left| \text{ARE}_n^{(1, \mathcal{P})}(\lambda, \mathbf{Y}) - \mathcal{R}_n^{(1)}(\boldsymbol{\theta}, \boldsymbol{\delta}_{(1)}^{\text{neb}}(\lambda)) \right|$ is upper bounded by the following sum:

$$\sup_{\lambda \in \Lambda} \left| \text{ARE}_n^{(1, \mathcal{P})}(\lambda, \mathbf{Y}) - \mathbb{E} \text{ARE}_n^{(1, \mathcal{P})}(\lambda, \mathbf{Y}) \right| + \sup_{\lambda \in \Lambda} \left| \mathbb{E} \text{ARE}_n^{(1, \mathcal{P})}(\lambda, \mathbf{Y}) - \mathcal{R}_n^{(1)}(\boldsymbol{\theta}, \boldsymbol{\delta}_{(1)}^{\text{neb}}(\lambda)) \right|.$$

Under the Poisson model and definition 2A it can be shown that

$$\mathbb{E} \left\{ \text{ARE}_n^{(1, \mathcal{P})}(\lambda, \mathbf{Y}) \right\} = \mathcal{R}_n^{(1)}(\boldsymbol{\theta}, \boldsymbol{\delta}_{(1)}^{\text{neb}}(\lambda)).$$

So the second term in the display above is zero. Now consider the first term and note that it is bounded above by

$$\left| \frac{1}{n} \sum_{i=1}^n U_i \right| + \sup_{\lambda \in \Lambda} \left| \frac{2}{n} \sum_{i=1}^n \left\{ \delta_{(1),i}^{\text{neb}}(\lambda) - \mathbb{E} \delta_{(1),i}^{\text{neb}}(\lambda) \right\} \right| + \sup_{\lambda \in \Lambda} \left| \frac{1}{n} \sum_{i=1}^n \left\{ \psi_\lambda(Y_i) - \mathbb{E} \psi_\lambda(Y_i) \right\} \right| \quad (28)$$

where $U_i = Y_i - \theta_i$ and $\mathbb{E} U_i = 0$. Then using Hoeffding's inequality on $\left| n^{-1} \sum_{i=1}^n U_i \right|$ along with assumption A3 and lemma A gives that the first term in equation (28) is $O_p(\log^{3/2} n / \sqrt{n})$. Now consider the second term in equation (28) and define $V_i(\lambda) = \delta_{(1),i}^{\text{neb}}(\lambda) - \mathbb{E} \delta_{(1),i}^{\text{neb}}(\lambda)$ with $Z_n(\lambda) = n^{-1} \sum_{i=1}^n V_i(\lambda)$. Conditional on the event B_n , we have $|V_i(\lambda)| \leq 2C \log n / d_1$. Moreover conditional on B_n , assumptions A2 – A4 and lemma B give

$$\left| Z_n(\lambda) - Z_n(\lambda') \right| \leq c_0 \epsilon_n \frac{\log^4 n}{\sqrt{n}} \{1 + o(1)\}$$

whenever $(\lambda, \lambda') \in \Lambda$ and $|\lambda - \lambda'| \leq \epsilon_n$. The proof of statement 1 for lemma 2 and the bounds in the display above along with those developed for $V_i(\lambda)$ establish that the second term in equation (28) is $O_p(\log^{3/2} n/\sqrt{n})$. Now for the third term in equation (28), define $V_i(\lambda) = \psi_\lambda(Y_i) - \mathbb{E}\psi_\lambda(Y_i)$. From assumption A3 and lemma A, there exists a constant $C' > 0$ such that for large n , $\max_{1 \leq i \leq n}(Y_i + 1) \leq C' \log n$ with high probability which gives, conditional on the event $B'_n = \{\max_{1 \leq i \leq n}(Y_i + 1) \leq C' \log n\}$, $|V_i(\lambda)| \leq c_1 \log^2 n$. Moreover with $Z_n(\lambda) = n^{-1} \sum_{i=1}^n V_i(\lambda)$ and conditional on the event B'_n , assumptions A2 – A4 and lemma B give

$$\left| Z_n(\lambda) - Z_n(\lambda') \right| \leq c_2 \epsilon_n \frac{\log^5 n}{\sqrt{n}} \{1 + o(1)\}.$$

Now we mimic the proof of statement 1 for lemma 2 to establish that the third term in equation (28) is $O_p(\log^{5/2} n/\sqrt{n})$ which proves the statement of the lemma.

Proof of statement 2 for the scaled squared error loss ($k = 1$)

For the proof of this statement, we will show that $\sup_{\lambda \in \Lambda} |\mathcal{L}_n^{(1)}(\boldsymbol{\theta}, \boldsymbol{\delta}_{(1)}^{\text{neb}}(\lambda)) - \mathbb{E}\mathcal{L}_n^{(1)}(\boldsymbol{\theta}, \boldsymbol{\delta}_{(1)}^{\text{neb}}(\lambda))|$ is $O_p(\log^{5/2} n/\sqrt{n})$. This term is bounded above by

$$\frac{2}{n} \sup_{\lambda \in \Lambda} \left| \sum_{i=1}^n \left\{ \delta_{(1),i}^{\text{neb}}(\lambda) - \mathbb{E}\delta_{(1),i}^{\text{neb}}(\lambda) \right\} \right| + \frac{1}{n} \sup_{\lambda \in \Lambda} \left| \sum_{i=1}^n \theta_i^{-1} \left\{ \left[\delta_{(1),i}^{\text{neb}}(\lambda) \right]^2 - \mathbb{E} \left[\delta_{(1),i}^{\text{neb}}(\lambda) \right]^2 \right\} \right| \quad (29)$$

where the first term in equation (29) is $O_p(\log^{3/2} n/\sqrt{n})$ from the proof of statement 1. Now consider the second term in equation (29) and define $Z_n(\lambda) = n^{-1} \sum_{i=1}^n V_i(\lambda)$ where $\theta_i V_i(\lambda) = [\delta_{(1),i}^{\text{neb}}(\lambda)]^2 - \mathbb{E}[\delta_{(1),i}^{\text{neb}}(\lambda)]^2$. Conditional on the event B_n , we have $|V_i(\lambda)| \leq 2\theta_i^{-1}(C/d_1)^2 \log^2 n$. Moreover for a perturbation λ' of λ such that $(\lambda, \lambda') \in \Lambda$,

$$\sum_{i=1}^n \theta_i^{-1} \left| [\delta_{(1),i}^{\text{neb}}(\lambda)]^2 - [\delta_{(1),i}^{\text{neb}}(\lambda')]^2 \right| \leq \frac{2C^2 \log^2 n}{d_1^3} \left\| \hat{\mathbf{h}}_n^{(1)}(\lambda) - \hat{\mathbf{h}}_n^{(1)}(\lambda') \right\|_2 \sum_{i=1}^n \theta_i^{-1}$$

conditional on B_n . Thus assumptions A2 – A4, lemma B and the above display together imply that $n|Z_n(\lambda) - Z_n(\lambda')|$ is bounded above by $c_0 \epsilon_n \log^5 n \sum_{i=1}^n \theta_i^{-1} \{1 + o(1)\}$ whenever $|\lambda - \lambda'| \leq \epsilon_n$. Now we follow the steps outlined in the proof of statement 1 for lemma 3 to conclude that the second term in equation (29) is $O_p(\log^{5/2} n/\sqrt{n})$ from which the desired result follows.

Proof of statement 1 for the squared error loss ($k = 0$)

The proof of this statement is very similar to the proof of statement 1 under the scaled squared error loss and therefore we highlight the important steps here. To prove statement 1, we will only show that the term $\sup_{\lambda \in \Lambda} \left| \text{ARE}_n^{(0, \mathcal{P})}(\lambda, \mathbf{Y}) - \mathbb{E}\text{ARE}_n^{(0, \mathcal{P})}(\lambda, \mathbf{Y}) \right|$ is $O_p(\log n^{5/2}/\sqrt{n})$ because under the Poisson model, it can be verified using definition 2B that $\mathbb{E}\text{ARE}_n^{(0, \mathcal{P})}(\lambda) = \mathcal{R}_n^{(0)}(\boldsymbol{\theta}, \boldsymbol{\delta}_{(0)}^{\text{neb}}(\lambda))$. Now note that $\sup_{\lambda \in \Lambda} \left| \text{ARE}_n^{(0, \mathcal{P})}(\lambda, \mathbf{Y}) - \mathbb{E}\text{ARE}_n^{(0, \mathcal{P})}(\lambda, \mathbf{Y}) \right|$

is bounded above by

$$\begin{aligned} & \left| \frac{1}{n} \sum_{i=1}^n U_i \right| + \sup_{\lambda \in \Lambda} \left| \frac{2}{n} \sum_{i=1}^n \{Y_i \psi_\lambda(Y_i) - \mathbb{E} Y_i \psi_\lambda(Y_i)\} \right| \\ & + \frac{1}{n} \sup_{\lambda \in \Lambda} \left| \sum_{i=1}^n \left\{ \left[\delta_{(0),i}^{\text{neb}}(\lambda) \right]^2 - \mathbb{E} \left[\delta_{(0),i}^{\text{neb}}(\lambda) \right]^2 \right\} \right| \end{aligned} \quad (30)$$

where $U_i = Y_i(Y_i - 1) - \theta_i^2$ and $\mathbb{E}U_i = 0$. Then using Hoeffding's inequality on $\left| n^{-1} \sum_{i=1}^n U_i \right|$, along with assumption A3 and lemma A, gives that the first term in equation (30) is $O_p(\log^{5/2} n / \sqrt{n})$. Now for the second term in equation (30), define $V_i(\lambda) = Y_i \psi_\lambda(Y_i) - \mathbb{E} Y_i \psi_\lambda(Y_i)$. Conditional on the event B_n , $|V_i(\lambda)| \leq c_0 \log^2 n$. Moreover with $Z_n(\lambda) = n^{-1} \sum_{i=1}^n V_i(\lambda)$ and conditional on the event B_n , assumptions A2 – A4 and lemma B give

$$|Z_n(\lambda) - Z_n(\lambda')| \leq c_1 \epsilon_n n^{-1/2} \log^5 n \{1 + o(1)\}$$

whenever $|\lambda - \lambda'| \leq \epsilon_n$ for $(\lambda, \lambda') \in \Lambda$. The proof of statement 1 ($k = 1$ case) for lemma 3 and the bounds in the display above along with those developed for $V_i(\lambda)$ establish that the second term in equation (30) is $O_p(\log^{5/2} n / \sqrt{n})$. For the third term in equation (30), we proceed in a similar manner and define $V_i(\lambda) = [\delta_{(0),i}^{\text{neb}}(\lambda)]^2 - \mathbb{E}[\delta_{(0),i}^{\text{neb}}(\lambda)]^2$ and $Z_n(\lambda) = n^{-1} \sum_{i=1}^n V_i(\lambda)$. From Assumption (A3) and Lemma A, there exists a constant $C' > 0$ such that for large n , $\max_{1 \leq i \leq n} (Y_i + 1) \leq C' \log n$ with high probability which gives, conditional on the event $B'_n = \{\max_{1 \leq i \leq n} (Y_i + 1) \leq C' \log n\}$, (i) $|V_i(\lambda)| \leq c_2 \log^2 n$, and (ii) under Assumptions (A2)-(A4) and Lemma B,

$$|Z_n(\lambda) - Z_n(\lambda')| \leq c_3 \epsilon_n n^{-1/2} \log^4 n \{1 + o(1)\}$$

whenever $|\lambda - \lambda'| \leq \epsilon_n$ for $(\lambda, \lambda') \in \Lambda$. Thus the third term in equation (30) is $O_p(\log^{5/2} / \sqrt{n})$ which follows from the proof of statement 1 ($k = 1$ case) for lemma 3 together with the preceding bounds developed for $V_i(\lambda)$ and $|Z_n(\lambda) - Z_n(\lambda')|$, and suffices to prove the desired result.

Proof of statement 2 for the squared error loss ($k = 0$)

We will only look at the term $\sup_{\lambda \in \Lambda} |\mathcal{L}_n^{(0)}(\boldsymbol{\theta}, \boldsymbol{\delta}_{(0)}^{\text{neb}}(\lambda)) - \mathbb{E} \mathcal{L}_n^{(0)}(\boldsymbol{\theta}, \boldsymbol{\delta}_{(0)}^{\text{neb}}(\lambda))|$ and show that it is $O_p(\log^{5/2} n / \sqrt{n})$. Note that

$$\frac{2}{n} \sup_{\lambda \in \Lambda} \left| \sum_{i=1}^n \theta_i \left\{ \delta_{(0),i}^{\text{neb}}(\lambda) - \mathbb{E} \delta_{(0),i}^{\text{neb}}(\lambda) \right\} \right| + \frac{1}{n} \sup_{\lambda \in \Lambda} \left| \sum_{i=1}^n \left\{ \left[\delta_{(0),i}^{\text{neb}}(\lambda) \right]^2 - \mathbb{E} \left[\delta_{(0),i}^{\text{neb}}(\lambda) \right]^2 \right\} \right| \quad (31)$$

is an upper bound on $\sup_{\lambda \in \Lambda} |\mathcal{L}_n^{(0)}(\boldsymbol{\theta}, \boldsymbol{\delta}_{(0)}^{\text{neb}}(\lambda)) - \mathbb{E} \mathcal{L}_n^{(0)}(\boldsymbol{\theta}, \boldsymbol{\delta}_{(0)}^{\text{neb}}(\lambda))|$. Analogous to the preceding proofs under lemma 3, we will provide the upper bounds and bounds on the increments with respect to perturbations on λ for the two terms in equation (31). The rest of the proof will then follow from the proof of statement 1 in lemma 3.

From definition 1B, we know that under the Poisson model and conditional on the event B'_n , $\delta_{(0),i}^{\text{neb}}(\lambda) \leq C' \log n / d_2$. Moreover, from lemma B, $\sum_{i=1}^n \theta_i |\delta_{(0),i}^{\text{neb}}(\lambda) - \delta_{(0),i}^{\text{neb}}(\lambda')|$ is bounded

above by $c_0|\lambda - \lambda'| \sum_{i=1}^n \theta_i \log^3 n \{1 + o(1)\}$ and $\sum_{i=1}^n |[\delta_{(0),i}^{\text{neb}}(\lambda)]^2 - [\delta_{(0),i}^{\text{neb}}(\lambda')]^2|$ is bounded above by $c_1|\lambda - \lambda'| n^{1/2} \log^4 n \{1 + o(1)\}$ for $(\lambda, \lambda') \in \Lambda$. Hoeffding's inequality and the steps outlined in the proof of statement 1 ($k = 1$) of lemma 3 will then show that the first term in equation (31) is $O_p(\log^{3/2} n / \sqrt{n})$ and the second term is $O_p(\log^{5/2} n / \sqrt{n})$ which proves the desired result.

B.6 Proof of Lemma 4

The statement of this lemma follows from part (2) of Lemmata 3 and 2. We will prove this lemma for the Poisson case first. Note that for any $\epsilon > 0$ and $k \in \{0, 1\}$, the probability $\mathbb{P}\left[\mathcal{L}_n^{(k)}(\boldsymbol{\theta}, \boldsymbol{\delta}_{(k)}^{\text{neb}}(\hat{\lambda})) \geq \mathcal{L}_n^{(k)}(\boldsymbol{\theta}, \boldsymbol{\delta}_{(k)}^{\text{or}}) + c_n^{-1}\epsilon\right]$ is bounded above by

$$\mathbb{P}\left[\mathcal{L}_n^{(k)}(\boldsymbol{\theta}, \boldsymbol{\delta}_{(k)}^{\text{neb}}(\hat{\lambda})) - \text{ARE}_n^{(1,\mathcal{P})}(\hat{\lambda}, \mathbf{Y}) \geq \mathcal{L}_n^{(k)}(\boldsymbol{\theta}, \boldsymbol{\delta}_{(k)}^{\text{or}}) - \text{ARE}_n^{(1,\mathcal{P})}(\lambda^{\text{orc}}, \mathbf{Y}) + c_n^{-1}\epsilon\right],$$

which converges to 0 by part (2) of Lemma 3. For the Binomial case, similar arguments using part (2) of Lemma 2 suffice.

B.7 Proofs of Theorems 3A, 3B

We will first prove Theorem 3A. Note that $\|\boldsymbol{\delta}_{(1)}^{\text{neb}}(\hat{\lambda}) - \boldsymbol{\delta}_{(1)}^{\pi}\|_{\infty}^2 \leq \|\boldsymbol{\delta}_{(1)}^{\text{neb}}(\hat{\lambda}) - \boldsymbol{\delta}_{(1)}^{\pi}\|_2^2$ and

$$\left\|\boldsymbol{\delta}_{(1)}^{\text{neb}}(\hat{\lambda}) - \boldsymbol{\delta}_{(1)}^{\pi}\right\|_2^2 = \sum_{i=1}^n \left[\frac{a_{Y_i-1}/a_{Y_i}}{\hat{w}_{n,i}^{(1)}(\hat{\lambda})w_{p,i}^{(1)}}\right]^2 \left[\hat{w}_{n,i}^{(1)}(\hat{\lambda}) - w_{p,i}^{(1)}\right]^2$$

Now, $\hat{w}_{n,i}^{(1)}(\lambda) > 0$ for every $\lambda \in \Lambda$ and $w_{p,i}^{(1)} > 0$. This fact along with assumption A2 and Lemma A imply that there exists a constant $c_0 > 0$ such that $\|\boldsymbol{\delta}_{(1)}^{\text{neb}}(\hat{\lambda}) - \boldsymbol{\delta}_{(1)}^{\pi}\|_2 \leq c_0 \log n \|\hat{\boldsymbol{w}}_n^{(1)}(\hat{\lambda}) - \boldsymbol{w}_p^{(1)}\|_2$. The first result thus follows from the above inequality and Theorem 2A. To prove the second part of the theorem, note that $n^{-1}|\mathcal{L}_n^{(1)}(\boldsymbol{\theta}, \boldsymbol{\delta}_{(1)}^{\pi}) - \mathcal{L}_n^{(1)}(\boldsymbol{\theta}, \boldsymbol{\delta}_{(1)}^{\text{neb}}(\hat{\lambda}))|$ is upper bounded by

$$\left|\sum_{i=1}^n \theta_i^{-1} \left\{ \left[\delta_{(1),i}^{\text{neb}}(\hat{\lambda})\right]^2 - \left[\delta_{(1),i}^{\pi}\right]^2 \right\}\right| + 2 \left|\sum_{i=1}^n \left[\delta_{(1),i}^{\text{neb}}(\hat{\lambda}) - \delta_{(1),i}^{\pi}\right]\right| \quad (32)$$

Now use the fact that $\hat{w}_{n,i}^{(1)}(\lambda) > 0$ for every $\lambda \in \Lambda$ and $w_{p,i}^{(1)} > 0$ to deduce, from assumption A2 and Lemma A, that $|\delta_{(1),i}^{\text{neb}}(\hat{\lambda}) + \delta_{(1),i}^{\pi}| \leq c_1 \log n$ for some constant $c_1 > 0$. Using this inequality we can now upper bound the display in equation (32) by:

$$\sum_{i=1}^n \left| \delta_{(1),i}^{\text{neb}}(\hat{\lambda}) - \delta_{(1),i}^{\pi} \right| \left\{ 2 + \frac{c_1 \log n}{\theta_i} \right\} \leq \left\| \boldsymbol{\delta}_{(1)}^{\text{neb}}(\hat{\lambda}) - \boldsymbol{\delta}_{(1)}^{\pi} \right\|_{\infty} \left\{ 2n + c_1 \log n \sum_{i=1}^n \theta_i^{-1} \right\}$$

Thus,

$$\left| \mathcal{L}_n^{(1)}(\boldsymbol{\theta}, \boldsymbol{\delta}_{(1)}^{\pi}) - \mathcal{L}_n^{(1)}(\boldsymbol{\theta}, \boldsymbol{\delta}_{(1)}^{\text{neb}}(\hat{\lambda})) \right| \leq \left\| \boldsymbol{\delta}_{(1)}^{\text{neb}}(\hat{\lambda}) - \boldsymbol{\delta}_{(1)}^{\pi} \right\|_{\infty} \left\{ 2 + c_1 \frac{\log n}{n} \sum_{i=1}^n \theta_i^{-1} \right\}$$

Finally, the result follows from the above display and the first part of this theorem after noting that $\theta_i > 0$ for all $i = 1, 2, \dots$

We will now prove Theorem 3B. Using theorem 2B, the first part of theorem 3B follows along similar lines as the first part of theorem 3A. To prove the second part of the theorem, note that $n^{-1} \left| \mathcal{L}_n^{(0)}(\boldsymbol{\theta}, \boldsymbol{\delta}_{(0)}^\pi) - \mathcal{L}_n^{(0)}(\boldsymbol{\theta}, \boldsymbol{\delta}_{(0)}^{\text{neb}}(\hat{\lambda})) \right|$ is upper bounded by

$$\left| \sum_{i=1}^n \left\{ \left[\delta_{(0),i}^{\text{neb}}(\hat{\lambda}) \right]^2 - \left[\delta_{(0),i}^\pi \right]^2 \right\} \right| + 2 \left| \sum_{i=1}^n \theta_i \left[\delta_{(0),i}^{\text{neb}}(\hat{\lambda}) - \delta_{(0),i}^\pi \right] \right| \quad (33)$$

and the display in equation (33) is less than or equal to

$$\| \boldsymbol{\delta}_{(0)}^{\text{neb}}(\hat{\lambda}) - \boldsymbol{\delta}_{(0)}^\pi \|_\infty \left\{ \sum_{i=1}^n 2\theta_i + c_2 n \log n \right\},$$

where we have used the fact that $\hat{w}_{n,i}^{(0)}(\lambda) > 0$ for every $\lambda \in \Lambda$, $w_{p,i}^{(0)} > 0$ and along with assumption A2 and Lemma A, $|\delta_{(0),i}^{\text{neb}}(\hat{\lambda}) + \delta_{(0),i}^\pi| \leq c_2 \log n$ for some constant $c_2 > 0$. Thus for n large,

$$\left| \mathcal{L}_n^{(0)}(\boldsymbol{\theta}, \boldsymbol{\delta}_{(0)}^\pi) - \mathcal{L}_n^{(0)}(\boldsymbol{\theta}, \boldsymbol{\delta}_{(0)}^{\text{neb}}(\hat{\lambda})) \right| \leq c_3 \log n \left\| \boldsymbol{\delta}_{(0)}^{\text{neb}}(\hat{\lambda}) - \boldsymbol{\delta}_{(0)}^\pi \right\|_\infty$$

from which the desired result follows.

B.8 Proofs of Lemmata A and B

Proof of Lemma A

First note that from assumption A4 if $N(\delta, n)$ denotes the cardinality of the set $\{i : \theta_i \geq \epsilon^{-(1+\delta)} \log n\}$ for some $\delta > 0$, then $N(\delta, n) \rightarrow 0$ as $n \rightarrow \infty$. We will now prove the statement of lemma A for the case when $Y_i | \theta_i \stackrel{\text{ind.}}{\sim} \text{Poi}(\theta_i)$. For distributions with bounded support, like the Binomial model, the lemma follows trivially.

Under the Poisson model, we have $\mathbb{P}(Y_i \geq \theta_i + t) \leq \exp\{-0.5t^2/(\theta_i + t)\}$ for any $t > 0$. The above inequality follows from an application of Bennett inequality to the Poisson MGF (see Pollard (2015)). Now consider $\mathbb{P}(\max_{i=1, \dots, n} Y_i \leq \theta_i + t)$ and note that since Y_i are all independent, this probability is given by $\prod_{i=1}^n [1 - \exp\{-0.5t^2/(\theta_i + t)\}]$. Take $t = s \log n$ where $s^2/\{s + \epsilon^{-(1+\delta)}\} > 4$. Then with $\theta_i \leq \epsilon^{-(1+\delta)} \log n$, the above probability is bounded below by $a_n = \{1 - n^{-(1+\nu)}\}^n$ for some $\nu > 0$. As $n \rightarrow \infty$, $a_n \rightarrow 1$ which proves the statement of the lemma.

Proof of Lemma B

We begin with some remarks on the optimization problems (8) and (15). Note that the feasible set \mathbf{H}_n in equation (8) (and (15)) is compact and independent of λ . Moreover, the optimization problem in definitions 1A and 1B is convex. Consequently, (i) for all $\lambda \in \Lambda$, the optimization takes place in a compact set, and (ii) the optimal solution set corresponding to any $\lambda \in \Lambda$ is a singleton, $\{\hat{\mathbf{h}}_n^{(k)}(\lambda)\}$. Now fix an $\epsilon > 0$. Then for any $\lambda \in N_\epsilon(\lambda_0) \cap \Lambda$

there exists a $\delta > 0$ such that the optimal solution $\mathbf{h}_n := \hat{\mathbf{h}}_n^{(k)}(\lambda) \in N_\delta(\hat{\mathbf{h}}_n^{(k)}(\lambda_0))$ and $\hat{\mathbb{M}}_{\lambda,n}\{\mathbf{h}_n\} - \hat{\mathbb{M}}_{\lambda,n}\{\hat{\mathbf{h}}_n^{(k)}(\lambda_0)\} \leq 0$. Moreover, we can re-write $\hat{\mathbb{M}}_{\lambda_0,n}\{\mathbf{h}_n\} - \hat{\mathbb{M}}_{\lambda_0,n}\{\hat{\mathbf{h}}_n^{(k)}(\lambda_0)\}$ as

$$\hat{\mathbb{M}}_{\lambda_0,n}\{\mathbf{h}_n\} - \hat{\mathbb{M}}_{\lambda,n}\{\mathbf{h}_n\} - \hat{\mathbb{M}}_{\lambda_0,n}\{\hat{\mathbf{h}}_n^{(k)}(\lambda_0)\} + \hat{\mathbb{M}}_{\lambda,n}\{\hat{\mathbf{h}}_n^{(k)}(\lambda_0)\} + \hat{\mathbb{M}}_{\lambda,n}\{\mathbf{h}_n\} - \hat{\mathbb{M}}_{\lambda,n}\{\hat{\mathbf{h}}_n^{(k)}(\lambda_0)\}$$

The last term in the display above is negative and thus we can upper bound $\hat{\mathbb{M}}_{\lambda_0,n}\{\mathbf{h}_n\} - \hat{\mathbb{M}}_{\lambda_0,n}\{\hat{\mathbf{h}}_n^{(k)}(\lambda_0)\}$ by

$$\hat{\mathbb{M}}_{\lambda_0,n}\{\mathbf{h}_n\} - \hat{\mathbb{M}}_{\lambda,n}\{\mathbf{h}_n\} - \hat{\mathbb{M}}_{\lambda_0,n}\{\hat{\mathbf{h}}_n^{(k)}(\lambda_0)\} + \hat{\mathbb{M}}_{\lambda,n}\{\hat{\mathbf{h}}_n^{(k)}(\lambda_0)\}$$

Now apply the mean value theorem with respect to \mathbf{h}_n to the function $\hat{\mathbb{M}}_{\lambda_0,n}\{\mathbf{h}_n\} - \hat{\mathbb{M}}_{\lambda,n}\{\mathbf{h}_n\}$ in the display above and notice that $\hat{\mathbb{M}}_{\lambda_0,n}\{\hat{\mathbf{h}}_n^{(k)}(\lambda_0)\} - \hat{\mathbb{M}}_{\lambda_0,n}\{\hat{\mathbf{h}}_n^{(k)}(\lambda_0)\}$ is bounded above by

$$\left[\nabla_{\mathbf{h}_n} \left\{ \hat{\mathbb{M}}_{\lambda_0,n}(\bar{\mathbf{h}}_n) - \hat{\mathbb{M}}_{\lambda,n}(\bar{\mathbf{h}}_n) \right\} \right]^T \left[\mathbf{h}_n - \hat{\mathbf{h}}_n^{(k)}(\lambda_0) \right]$$

where $\bar{\mathbf{h}}_n = \hat{\mathbf{h}}_n^{(k)}(\lambda_0) + \tau\{\mathbf{h}_n - \hat{\mathbf{h}}_n^{(k)}(\lambda_0)\}$ for some $\tau \in (0, 1)$ and $\nabla_{\mathbf{h}} \hat{\mathbb{M}}_{\lambda,n}(\mathbf{h})$ is the partial derivative of $\hat{\mathbb{M}}_{\lambda,n}(\mathbf{h})$ with respect to \mathbf{h} . Using $\nabla_{\mathbf{h}_n} [\hat{\mathbb{M}}_{\lambda_0,n}(\mathbf{h}_n) - \hat{\mathbb{M}}_{\lambda,n}(\mathbf{h}_n)] = \nabla_{\mathbf{h}_n, \lambda}^2 \hat{\mathbb{M}}_{\lambda_0,n}(\mathbf{h}_n)(\lambda - \lambda_0) + o(|\lambda - \lambda_0|)$ we get

$$\hat{\mathbb{M}}_{\lambda_0,n}\{\mathbf{h}_n\} - \hat{\mathbb{M}}_{\lambda_0,n}\{\hat{\mathbf{h}}_n^{(k)}(\lambda_0)\} \leq \sup_{\mathbf{h} \in N_\delta(\hat{\mathbf{h}}_n^{(k)}(\lambda_0))} \left[\left\| \nabla_{\mathbf{h}_n, \lambda}^2 \hat{\mathbb{M}}_{\lambda_0,n}(\mathbf{h}) + o(1) \right\|_2 \right] \|\lambda - \lambda_0\| \left\| \mathbf{h}_n - \hat{\mathbf{h}}_n^{(k)}(\lambda_0) \right\|_2$$

Moreover assumption A3 implies that

$$\hat{\mathbb{M}}_{\lambda_0,n}\{\mathbf{h}_n^{(k)}\} - \hat{\mathbb{M}}_{\lambda_0,n}\{\hat{\mathbf{h}}_n^{(k)}(\lambda_0)\} \geq c \left\| \mathbf{h}_n^{(k)} - \hat{\mathbf{h}}_n^{(k)}(\lambda_0) \right\|_2^2$$

The desired result thus follows from the above two displays with

$$L = \sup_{\mathbf{h} \in N_\delta(\hat{\mathbf{h}}_n^{(k)}(\lambda_0))} \left\| \nabla_{\mathbf{h}_n, \lambda}^2 \hat{\mathbb{M}}_{\lambda_0,n}(\mathbf{h}) + o(1) \right\|_2 / c.$$

References

- Anna Aizer and Joseph J Doyle Jr. Juvenile incarceration, human capital, and future crime: Evidence from randomly assigned judges. *The Quarterly Journal of Economics*, 130(2):759–803, 2015.
- Roja Bandari, Sitaram Asur, and Bernardo A Huberman. The pulse of news in social media: Forecasting popularity. *ICWSM*, 12:26–33, 2012.
- J Frédéric Bonnans and Alexander Shapiro. *Perturbation analysis of optimization problems*. Springer Science & Business Media, 2013.
- Lawrence D Brown. In-season prediction of batting averages: A field test of empirical bayes and bayes methodologies. *The Annals of Applied Statistics*, pages 113–152, 2008.
- Lawrence D Brown and Eitan Greenshtein. Nonparametric empirical bayes and compound decision approaches to estimation of a high-dimensional vector of normal means. *The Annals of Statistics*, pages 1685–1704, 2009.
- Lawrence D Brown, Eitan Greenshtein, and Ya’acov Ritov. The poisson compound decision problem revisited. *Journal of the American Statistical Association*, 108(502):741–749, 2013.
- Kacper Chwialkowski, Heiko Strathmann, and Arthur Gretton. A kernel test of goodness of fit. *JMLR: Workshop and Conference Proceedings*, 2016.
- M Lawrence Clevenson and James V Zidek. Simultaneous estimation of the means of independent poisson laws. *Journal of the American Statistical Association*, 70(351a):698–705, 1975.
- Anna Piil Damm and Christian Dustmann. Does growing up in a high crime neighborhood affect youth criminal behavior? *American Economic Review*, 104(6):1806–32, 2014.
- Bradley Efron. Tweedie’s formula and selection bias. *Journal of the American Statistical Association*, 106(496):1602–1614, 2011.
- Bradley Efron. *Large-scale inference: empirical Bayes methods for estimation, testing, and prediction*, volume 1. Cambridge University Press, 2012.
- Dominique Fourdrinier and Christian P Robert. Intrinsic losses for empirical bayes estimation: A note on normal and poisson cases. *Statistics & probability letters*, 23(1):35–44, 1995.
- Dominique Fourdrinier, William E Strawderman, and Martin T Wells. *Shrinkage Estimation*. Springer, 2018.
- Anqi Fu, Balasubramanian Narasimhan, and Stephen Boyd. Cvxr: An r package for disciplined convex optimization. *arXiv preprint arXiv:1711.07582*, 2017.
- Luella Fu, Gareth James, and Wenguang Sun. Nonparametric empirical bayes estimation on heterogeneous data. 2018.
- William James and Charles Stein. Estimation with quadratic loss. In *Proceedings of the fourth Berkeley symposium on mathematical statistics and probability*, volume 1, pages 361–379, 1961.
- Wenhua Jiang, Cun-Hui Zhang, et al. General maximum likelihood empirical bayes estimation of normal means. *The Annals of Statistics*, 37(4):1647–1684, 2009.
- Achim Klenke. *Probability Theory: A Comprehensive Course*, pages 331–349. Springer London, 2014.
- Roger Koenker and Jiaying Gu. Rebayes: An r package for empirical bayes mixture methods. *Journal of Statistical Software*, 82(1):1–26, 2017.
- Roger Koenker and Ivan Mizera. Convex optimization, shape constraints, compound decisions, and empirical bayes rules. *Journal of the American Statistical Association*, 109(506):674–685, 2014.
- Susan V Koski, David Bowers, and SE Costanza. State and institutional correlates of reported victimization and consensual sexual activity in juvenile correctional facilities. *Child and Adolescent Social Work Journal*, 35(3):243–255, 2018.
- Qiang Liu and Dilin Wang. Stein variational gradient descent: A general purpose bayesian inference algorithm. In *Advances In Neural Information Processing Systems*, pages 2378–2386, 2016.

- Qiang Liu, Jason D Lee, and Michael I Jordan. A kernelized stein discrepancy for goodness-of-fit tests. In *Proceedings of the International Conference on Machine Learning (ICML)*, 2016.
- Nuno Moniz and Luís Torgo. Multi-source social feedback of online news feeds. *arXiv preprint arXiv:1801.07055*, 2018.
- Albert Noack. A class of random variables with discrete distributions. *The Annals of Mathematical Statistics*, 21(1):127–132, 1950.
- Chris J Oates, Mark Girolami, and Nicolas Chopin. Control functionals for monte carlo integration. *Journal of the Royal Statistical Society: Series B (Statistical Methodology)*, 79(3):695–718, 2017.
- David Pollard. A few good inequalities. *available at: <http://www.stat.yale.edu/~pollard/Books/Mini/Basic.pdf>*, 2015.
- Herbert Robbins. An empirical bayes approach to statistics. Technical report, COLUMBIA UNIVERSITY New York City United States, 1956.
- Ken-iti Sato and Sato Ken-Iti. *Lévy processes and infinitely divisible distributions*. Cambridge university press, 1999.
- Robert J Serfling. *Approximation theorems of mathematical statistics*, volume 162. John Wiley & Sons, 2009.
- Galit Shmueli, Thomas P Minka, Joseph B Kadane, Sharad Borle, and Peter Boatwright. A useful distribution for fitting discrete data: revival of the conway–maxwell–poisson distribution. *Journal of the Royal Statistical Society: Series C (Applied Statistics)*, 54(1):127–142, 2005.
- US Department of Justice and Federal Bureau of Investigation. Uniform Crime Reporting Program Data: County-Level Detailed Arrest and Offense Data, United States, 2012. *Inter-University Consortium for Political and Social Research Ann Arbor, MI*, 2014. doi: <https://doi.org/10.3886/ICPSR35019.v1>.
- US Department of Justice and Federal Bureau of Investigation. Uniform Crime Reporting Program Data: County-Level Detailed Arrest and Offense Data, United States, 2014. *Inter-University Consortium for Political and Social Research Ann Arbor, MI*, 2017. doi: <https://doi.org/10.3886/ICPSR36399.v2>.
- Asaf Weinstein, Zhuang Ma, Lawrence D Brown, and Cun-Hui Zhang. Group-linear empirical bayes estimates for a heteroscedastic normal mean. *Journal of the American Statistical Association*, pages 1–13, 2018.
- Xianchao Xie, SC Kou, and Lawrence D Brown. Sure estimates for a heteroscedastic hierarchical model. *Journal of the American Statistical Association*, 107(500):1465–1479, 2012.