

A Robust Blind 3-D Mesh Watermarking technique based on SCS quantization and mesh Saliency for Copyright Protection

Mohamed Hamidi¹, Aladine Chetouani², Mohamed El Haziti¹, Mohammed El Hassouni^{1,3}, and Hocine Cherifi⁴

¹ LRIT - CNRST URAC29, Rabat IT Center, Faculty of Sciences, Mohammed V University in Rabat, Morocco {hamidi.medinfo,elhazitim}@gmail.com

² PRISME Laboratory, University of Orleans, France
aladine.chetouani@univ-orleans.fr

³ LRIT - CNRST URAC29, Rabat IT Center, FLSH ,
Mohammed V University in Rabat, Morocco mohamed.elhassouni@gmail.com

⁴ Le2i, UMR 6306 CNRS, University of Burgundy, France
hocine.cherifi@u-bourgogne.fr

Abstract. Due to the recent demand of 3-D meshes in a wide range of applications such as video games, medical imaging, film special effect making, computer-aided design (CAD), among others, the necessity of implementing 3-D mesh watermarking schemes aiming to protect copyright has increased in the last decade. Nowadays, the majority of robust 3-D watermarking approaches have mainly focused on the robustness against attacks while the imperceptibility of these techniques is still a serious challenge. In this context, a blind robust 3-D mesh watermarking method based on mesh saliency and scalar Costa scheme (SCS) for Copyright protection is proposed. The watermark is embedded by quantifying the vertex norms of the 3-D mesh by SCS scheme using the vertex normal norms as synchronizing primitives. The choice of these vertices is based on 3-D mesh saliency to achieve watermark robustness while ensuring high imperceptibility. The experimental results show that in comparison with the alternative methods, the proposed work can achieve a high imperceptibility performance while ensuring a good robustness against several common attacks including similarity transformations, noise addition, quantization, smoothing, elements reordering, etc.

Keywords: 3-D mesh watermarking · scalar Costa scheme (SCS) · mesh saliency · Copyright protection.

1 Introduction

Nowadays, the transfer of multimedia contents such as image, audio, video and 3-D model has been increased considerably due to the increase in network bandwidth and the rapid development of digital services. These contents can be copied or modified easily. Therefore, the necessity to protect their copyright becomes

crucially important. Digital watermarking has been found as an efficient solution to overcome this problem. Its underlying concept is to embed an auxiliary information named watermark into multimedia content to protect its ownership. It is worth noticing that only 3-D meshes are considered in the proposed work. 3-D meshes have been widely used in several applications including medical images, computer aided design (CAD), video games, virtual reality, film special effect making, etc. A 3-D mesh is defined as a collection of polygonal facets that aim to give an approximation of a real 3-D object. It contains three primitives : vertices, edges and facets. A mesh can be also described by two kinds of information: geometry information that represents the positions of vertices and connectivity information which describes the adjacency relations between the different components.

Three major requirements must be satisfied in each watermarking system : imperceptibility, capacity and robustness. Imperceptibility represents the similarity between the original 3-D mesh and the watermarked one while the capacity refers to the maximum amount of information that can be embedded in the 3-D mesh. Robustness means the ability of extracting the watermark bits even if the stego model has incurred manipulations named attacks. These attacks can be divided into two main groups. Connectivity attacks, that include subdivision, cropping, remeshing, and simplification. Geometric attacks including local deformation operations, similarity transformations as well as signal processing operations. The applications of 3-D mesh watermarking include authentication, indexation, content enhancement, copyright protection, etc.

It is worth mentioning that compared to the maturity of image, audio and video watermarking methods [1], there are only few 3-D mesh watermarking techniques that have been proposed [2] . This is mainly due to the challenges in three dimensional geometry related to its irregular and complex topology as well as the gravity of attacks that 3-D meshes can be exposed to [3]. Moreover, in contrast with 2-D image, there is no obvious robust intrinsic ordering for 3-D mesh elements, which make the use of spectral analysis watermarking of 2-D images impossible.

The majority of 3-D watermarking methods have mainly focused on the robustness against attacks while few ones based on saliency have been proposed [4]. Nakazawa et al. [5] presented a 3-D watermarking method based on visual saliency. First, the perceptually conspicuous regions have been identified using the mesh saliency of Lee et al. [6]. Next, the norm of each vertex is calculated and its histogram is constructed. Finally, the watermark is embedded in each bin by normalizing the associated vertex norms. In [7], Zhan et al. proposed a blind 3-D mesh watermarking method based on curvature. The authors calculated the root mean square curvature for all vertices and the watermark is embedded by modulating the mean of the root mean square curvature fluctuation of vertices. Rolland-Neviere et al. [8] proposed a 3-D mesh watermarking method where the watermark embedding is formulated as a quadratic programming problem. In [9], Jeongho Son et al. proposed a 3-D watermarking technique that aims to preserve the appearance of the 3-D watermarked model. The authors used the

distribution of the vertex norm histogram as a watermarking primitive which has been already introduced by Cho et al. [10]. The latter embeds the watermark by modifying the mean or variance of the vertex norms histogram.

In this paper, a 3-D robust and blind watermarking method based on mesh saliency and scalar Costa scheme (SCS) quantization is proposed. The watermark is embedded in the 3-D mesh by quantizing its vertices norms according to the mesh saliency. The vertex normal norms are sorted in the descending order and chosen as synchronizing primitives. This order is found to be robust to geometric attacks and element reordering. Taking the full advantages of mesh saliency as well as SCS scheme, the proposed method can ensure both high robustness to common attacks and good imperceptibility. The rest of this paper is organized as follows. Section 2 presents the 3-D mesh saliency. Section 3 gives a description of the proposed method composed by embedding and extraction. The experimental setup, evaluation metrics and experimental results are discussed in Section 4. Finally, Section 5 concludes the paper.

2 3-D mesh saliency

Nowadays, saliency detection becomes an interdisciplinary scientific study of computer science and human perception. It allows to detect perceptually important points or regions of a 3-D mesh automatically [11]. Mesh saliency can be defined as a measure that captures the importance of a point or local region of a 3-D mesh in a similar way to human visual perception. This technique generally merges perceptual criteria inspired by human visual system (HVS) with mathematical measures based on geometry. The visual attention of Human is usually directed to the salient shape of the 3-D model. The evaluation of mesh saliency used in the proposed scheme is Lee et al. [6]. Lee’s method evaluates the saliency of each vertex using the difference in mean curvature of the 3-D mesh surfaces from those at other vertices in the neighborhood. The first step is computing surface curvatures. The computation of the curvature at each vertex v is performed using Taubin’s method [12]. Let $Curv(v)$ the mean curvature of a mesh at a vertex v . The Gaussian-weighted average of the mean curvature can be expressed as follows:

$$G(Curv(v), \sigma) = \frac{\sum_{x \in N(v, 2\sigma)} Curv(x) \exp\left(\frac{-\|x-v\|^2}{2\sigma^2}\right)}{\sum_{x \in N(v, 2\sigma)} \exp\left(\frac{-\|x-v\|^2}{2\sigma^2}\right)} \quad (1)$$

where x is a mesh point and $N(v, \sigma)$ denotes the neighborhood for a vertex v which represents a set of points within an Euclidean distance σ calculated as :

$$N(v, \sigma) = \{x \mid \|x - v\| < \sigma\} \quad (2)$$

The saliency $S(v)$ of a vertex v is calculated as the absolute difference between the Gaussian-weighted averages computed at fine and coarse scale.

$$S(v) = |G(Curv(v), \sigma) - G(Curv(v), 2\sigma)| \quad (3)$$




Fig. 1: 3-D meshes and their corresponding mesh saliency using Lee's method [6] : (left) Original 3-D meshes, (right) 3-D mesh saliency.

Figure 1 reported an example of mesh saliency of Cat and Vase object using Lee's method [6].

3 Proposed scheme

The majority of 3-D robust watermarking approaches have focused on the resistance to attacks. Only few methods have investigated the visual impact caused by the watermark embedding. In this context, a robust and blind 3-D mesh watermarking method based on mesh saliency and SCS quantization for Copyright protection is proposed. In this work, the watermark is embedded by quantifying the salient vertex norms of the 3-D object using mesh saliency proposed by Lee et al. [6] and SCS quantization. Lee's method is used to obtain candidate vertices in order to ensure high imperceptibility and to improve the robustness performance. The choice of these points is motivated by the fact that these primitives are relatively stable even after that 3-D meshes suffered from different attacks such as additive noise, similarity transformations, quantization, smoothing, etc. Figure 4 illustrates the Lee's [6] mesh saliency of Bimba model after applying different attacks. The flowcharts of embedding and extraction processes are given in Fig. 2 and Fig. 3 respectively.

3.1 Watermark embedding

In order to ensure both robustness and imperceptibility, the proposed method exploits the full advantages of the mesh saliency and SCS quantification. The watermarking bits are embedded by quantizing the vertex norms of the 3-D model using mesh saliency. The SCS quantization is used since it is blind

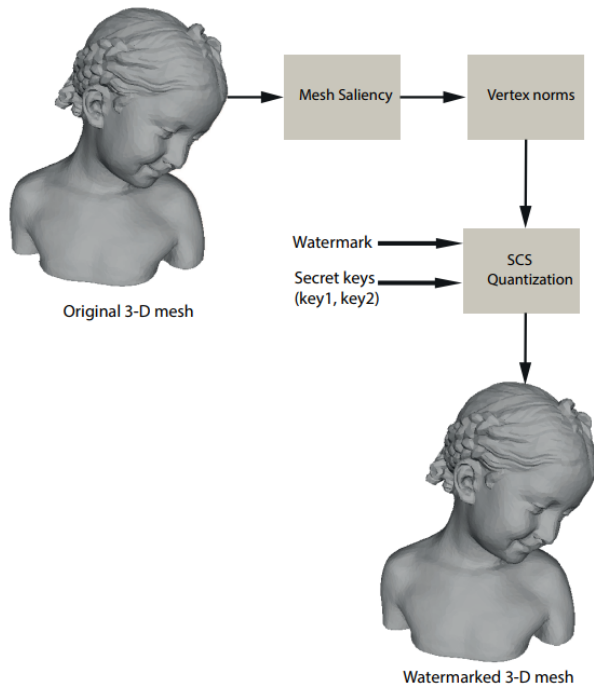


Fig. 2: The proposed embedding scheme.

and provides a good tradeoff between robustness and capacity [13]. First, the mesh saliency is computed based on a threshold fixed automatically to define the salient points. In fact, for each object, the 70% maximum values of saliency vector represent the salient points while the other points are considered non-salient. Second, the norms of salient points are calculated according to this threshold. The watermark bits are embedded by quantizing the vertex norms of salient points using Lee’s mesh saliency [6]. Next, the quantization step Q_S is fixed to N_{av}/λ , where N_{av} is the average of the vertices normal norms while λ is a parameter which adjusts the tradeoff between robustness and imperceptibility. This parameter is tuned experimentally and chosen in such a way that ensures both good robustness and high imperceptibility. The quantization of the salient vertex norms (NV) is carried out using the 2-symbol scalar Costa scheme (SCS) [13] where a random code is established for each vertex norm using equation 4.

$$\beta_{x_i, t_{x_i}} = \bigcup_{l=0}^1 \left\{ u = zQ_S + l\frac{Q_S}{2} + t_{x_i} \right\} \quad (4)$$

where $z \in \mathbb{Z}^+$, $l \in \{0, 1\}$ represents the watermark bit, Q_S is the quantization step, t_{x_i} is an additive pseudo-random dither signal generated using a secret key (key1). Next, we look for the nearest codeword $\beta_{NV_i}^J$ to NV_{i^J} in the codebook

that implies the correct watermark bit. The quantized value $NV_i'^J$ is calculated according to (5). The perfect security is achieved when $\gamma = 0.5$ as explained in details in [14].

$$NV_i'^J = \|NV_i^J\| + \gamma(\beta_{NV_i^J} - \|NV_i^J\|) \quad (5)$$

After the quantization process, the dense mesh is reconstructed starting from the modified vertex norms. We note that the quantization step is used as an extra secret key (key2) which will be used in the extraction process. For more details, the embedding steps are described in Algorithm 1.

Algorithm 1 Watermark embedding

- 1- Compute the saliency of the 3-D original mesh using Lee's method [6] and extract salient vertices.
 - 2- Sort in the descending order the salient vertices according to their normal norms.
 - 3- Calculate the average normal norms of salient vertices N_{Av} of normals and set the quantization step as N_{av}/λ .
 - 4- Calculate the norms of the salient vertices and quantize them using 2-symbol scalar Costa quantization scheme (4) according to the predefined order.
 - 5- Reconstruct the watermarked dense mesh starting from the modified vertex norms.
-

3.2 Watermark extraction

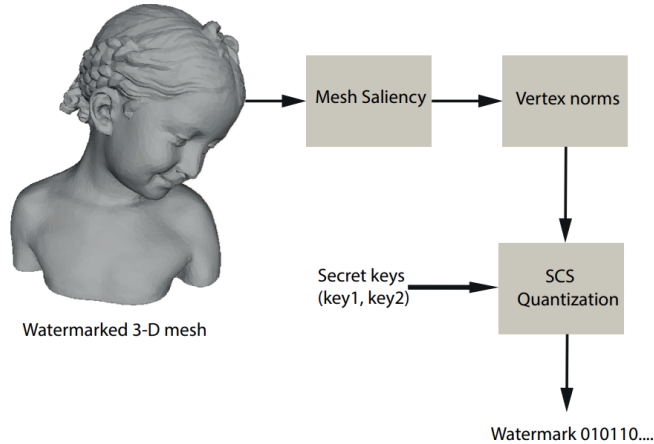


Fig. 3: The proposed extracting scheme.

The extraction process is blind since we don't need the original mesh. Only the secret keys (key1 and key2) are needed. Firstly, mesh saliency of the 3-D watermarked mesh is calculated in order to extract salient vertices according to the same threshold used in the embedding process. This parameter is chosen automatically since it represents the 70% maximum values of the mesh saliency. Secondly, the norms of salient vertices are calculated. Afterwards, we reestablish the vertex order (the norms of vertices normals sorted in the descending order). Next, we recalculate the quantization step and reconstruct the codebook. Finally, we search the nearest codeword to the vertex norm in the reconstructed codebook with the aim of finding the watermark bits. For more details, the extraction steps are described in Algorithm 2.

Algorithm 2 Watermark extracting

- 1- Calculate the saliency of 3-D watermarked mesh.
 - 2- Extract salient vertices and calculate their corresponding norms.
 - 3- Reestablish the vertices order according to the normal norms of salient vertices.
 - 4- Recalculate the quantization step and reconstruct the codebook.
 - 5- Extract the watermark bits by looking for the nearest codeword to the vertex norms.
-

4 Experimental results

4.1 Experimental setup

Several experiments were carried out to assess the performance of the proposed watermarking method on 3-D meshes with different shape complexities: Flower (2523 vertices, 4895 faces), Vase (2527 vertices, 5004 faces), Cup (9076 vertices, 18152 faces), Ant (7654 vertices, 15304 faces), Bimba (8857 vertices, 17710 faces) and cat (3534 vertices, 6975 faces). Fig. 5((a),(c),(e),(g)) shows the above mentioned objects. We note that for comparison purpose the imperceptibility and robustness have been evaluated using the 3-D meshes: Bunny (34835 vertices, 69666 faces), Horse (112642 vertices, 225280 faces) and Venus (100759 vertices, 201514 faces). The quantification step is chosen in such a way that ensures the best imperceptibility-robustness tradeoff. This parameter has been tuned experimentally and we kept $Q_S = 0.08$.

4.2 Evaluation metrics

Several experiments were conducted to assess the performance of the proposed method in terms of imperceptibility and robustness. The distortion introduced by the watermark embedding is evaluated objectively and visually using the maximum root mean square error (MRMS), hausdorff distance (HD) and mesh structural distortion measure (MSDM) respectively. The robustness of the proposed scheme is evaluated using the normalized correlation (*Corr*).

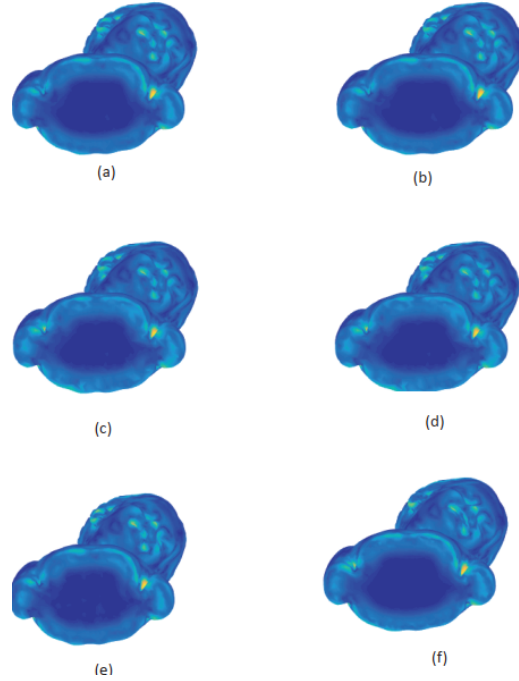


Fig. 4: Mesh saliency of Bimba before and after attacks : (a) before attack, (b) additive noise 0.3%, (c) Similarity transformation 1, (d) Simplification ratio, (e) Quantization 9 bits, (f) Smoothing $\lambda = 0.1$ (30 iterations).

Imperceptibility

In order to evaluate the imperceptibility of the proposed method several metrics have been used to measure the amount of distortion introduced by the embedding process. This distortion can be measured geometrically or perceptually. The maximum root mean square error (MRMS) proposed in [15] is used to calculate the objective distortion between the original meshes and the watermarked ones.

The MRMS which refers to the maximum between the two root mean square error (RMS) distances calculated by:

$$d_{MRMS} = \max(d_{RMS}(M, Mw), d_{RMS}(Mw, M)) \quad (6)$$

$$d_{RMS}(M, Mw) = \sqrt{\frac{1}{|M|} \int \int_{p \in M} d(p, Mw)^2 dM} \quad (7)$$

where p is a point on surface M , $|M|$ represents the area of M , and $d(p, Mw)$ is the point-to-surface distance between p and Mw . It is worth noticing that surface-to-surface distance, as the MRMS metric, does not represent the visual

distance between the two meshes [16]. So, another perceptual metric is needed to measure the distortion caused by the watermark insertion.

The mesh structural distortion measure (MSDM) metric is chosen to measure the visual degradation of the watermarked meshes [16]. The MSDM value is equal 0 when the original and watermarked 3-D objects are identical. Otherwise, the MSDM value is equal to 1 when the objects are visually very different. The global MSDM distance between the original mesh M and watermarked mesh M_w having n vertices respectively is defined by :

$$d_{MSDM}(M, M_w) = \left(\frac{1}{n} \sum_{i=1}^n d_{LMSDM}(a_i, b_i)^3 \right)^{\frac{1}{3}} \in [0, 1] \quad (8)$$

d_{LMSDM} is the local MSDM distance between two mesh local windows a and b (in mesh M and M_w respectively) which is defined by :

$$d_{LMSDM}(a, b) = (0.4 \times Curv(a, b)^3 + 0.4 \times Cont(a, b)^3 + 0.2 \times Surf(a, b)^3)^{\frac{1}{3}} \quad (9)$$

$Curv$, $Cont$ and $Surf$ refers to curvature, contrast and structure comparison functions respectively.

Table 1: Watermark imperceptibility measured in terms of MRMS, HD and MSDM.

Model	MRMS (10^{-3})	HD (10^{-3})	MSDM
Flower	0.60	4.13	0.21
Vase	0.38	3.14	0.41
Cup	0.96	2.98	0.42
Ant	0.71	4.33	0.57
Cat	0.67	1.2	0.18
Bimba	0.37	1.62	0.11

Robustness

The robustness is measured using the normalized correlation ($Corr$) between the inserted watermark and the extracted one as given by the following equation :

$$Corr = \frac{\sum_{i=1}^m (w'_i - \bar{w}^*)(w_i - \bar{w})}{\sqrt{\sum_{i=1}^m (w'_i - \bar{w}^*)^2 \cdot \sum_{i=1}^m (w_i - \bar{w})^2}} \quad (10)$$

where $i \in \{1, 2, \dots, m\}$, m is the length of the watermark, \bar{w}^* and \bar{w} are the averages of the watermark bits respectively.




Fig. 5: (a) Flower, (b) Watermarked Flower, (c) Vase, (d) Watermarked Vase, (e) Cup, (f) Watermarked Cup, (g) Ant, (h) Watermarked Ant, (i) Cat, (j) Watermarked Cat.




Fig. 6: Saliency of 3-D meshes using Lee's method [6] (a) Flower, (b) Vase, (c) Cup, (d) Ant, (e) Cat, (f) Bunny.

4.3 Results and discussion

Imperceptibility Fig. 5 illustrates the original and watermarked 3-D meshes. We can see that the distortion is very imperceptible. This is due to the saliency adjustment. In addition, according to Table 1, it can be observed that the proposed method can achieve high imperceptibility in terms of MRMS, HD and MSDM. We believe that this performance is obtained thanks to the exploitation of mesh saliency to avoid serious distortions. It can be also observed that the imperceptibility results in terms of MRMS, HD and MSDM are different from a

mesh to another. This difference is mainly due to the curvature nature of each one of these 3-D meshes.

Table 2: Watermark imperceptibility without using saliency measured in terms of MRMS, HD and MSDM compared to the proposed method.

Model	MRMS (10^{-3})	HD (10^{-3})	MSDM
Flower	0.89/0.60	5.03/4.13	0.88/0.21
Vase	0.58/0.38	4.76/3.14	0.76/0.41
Cup	1.02/0.96	3.45/2.98	0.87/0.42
Ant	0.83/0.71	4.43/4.33	1.0/0.57
Cat	1.2/0.67	1.9/1.2	0.29/0.18
Bimba	0.76/0.37	2.98/1.62	1.66/0.11

To further evaluate the importance of using mesh saliency to improve the imperceptibility of the proposed method, we compare the obtained results with those obtained without using the saliency. Table 2 exhibits the imperceptibility performance in terms of MRMS, HD and MSDM without using the mesh saliency compared to the proposed method based on mesh saliency. According to Table 2, it can be seen that the proposed method gives good results which illustrates the imperceptibility improvement achieved using the saliency aspect in the watermark embedding.

Robustness To evaluate the robustness of the proposed scheme, 3-D meshes have been undergone several attacks. For this purpose, a benchmarking system has been used [17]. The robustness of our scheme is tested under several attacks including noise addition, smoothing, quantization, cropping, subdivision and similarity transformations (translation, rotation and uniform scaling). Fig. ?? shows the model Bimba after several attacks. To evaluate the robustness to noise addition attack, binary random noise was added to each vertex of 3-D models with four different noise amplitudes : 0.05%, 0.10%, 0.30% and 0.50%. According to Table 3, it can be seen that the proposed method is robust against noise addition four all the 3-D models.

For evaluating the resistance of the proposed scheme to smoothing attack, the 3-D models have undergone Laplacian smoothing proposed in [18] using 5, 10, 30 and 50 iterations while keeping the deformation factor $\lambda = 0.10$. Table 4 shows that our method is able to withstand smoothing operation. The robustness of the proposed scheme is evaluated against elements reordering attack called also file attack. According to Table 5 the proposed scheme can resist to element reordering. Quantization is also applied to the 3-D models to evaluate the robustness against this attack using 7, 8, 9, 10 and 11 bits. It can be concluded from Table 6 that our method shows good robustness against quantization regardless of the used 3-D mesh. The robustness of the proposed method is evaluated against

similarity transformation in which 3-D models have undergone a random rotation, a random uniform scaling and a random translation. Table 7 sketches the obtained results in terms of correlation. It can be observed that our method can achieve high robustness against these attacks. Finally, the proposed scheme is tested against subdivision attack including three schemes (loop , midpoint and sqrt3). The obtained results in Table 8 in terms of correlation exhibit the high robustness against subdivision. Cropping is considered to be one of the most damaging attack since it deletes a region from the 3-D mesh and thus the useful information will be lost. It can be observed from Table 9 that the proposed method is not enough robust to cropping attacks. In fact, if the deleted surface contains salient points, the extraction process will fail. In the future work, we will search a solution to the issue related to the robustness weakness against this attack.

Table 3: Watermark robustness against additive noise measured in terms of correlation.

Noise intensity	Flower	Vase	Cup	Ant	Cat	Bimba
0.05%	0.97	1.0	0.97	0.98	0.98	1.0
0.10%	0.95	0.92	0.92	0.96	0.93	0.92
0.30%	0.89	0.87	0.83	0.86	0.89	0.90
0.50%	0.83	0.72	0.74	0.76	0.74	0.79

Table 4: Watermark robustness against Laplacian smoothing ($\lambda = 0.1$) measured in terms of correlation.

Number of iterations	Flower	Vase	Cup	Ant	Cat	Bimba
5	1.0	0.99	1.0	0.99	1.0	1.0
10	0.99	0.98	0.99	0.97	0.95	0.99
30	0.97	0.96	0.92	0.94	0.95	0.94
50	0.88	0.87	0.89	0.85	0.90	0.90

4.4 Comparison with alternative methods

To further evaluate the performance of the proposed scheme in terms of imperceptibility and robustness we compare it with Cho’s [10], [19], Zhan’s et al. [7], Rolland-Neviere et al. [8] and Jeongho Son’s et al. [9] schemes. We note that for comparison purpose, we have tested the robustness of our method using the 3-D models Bunny, horse and Venus.

Table 5: Watermark robustness against elements reordering measured in terms of correlation.

Elements reordering	Flower	Vase	Cup	Ant	Cat	Bimba
Element reordering 1	0.99	1.0	0.99	1.0	1.0	0.99
Element reordering 2	0.96	0.98	1.0	0.97	1.0	0.97
Element reordering 3	1.0	0.99	0.986	0.99	0.98	0.96

Table 6: Watermark robustness against quantization measured in terms of correlation.

Quantization	Flower	Vase	Cup	Ant	Cat	Bimba
11-bits	1.0	1.0	1.0	1.0	1.0	1.0
10-bits	1.0	0.99	0.99	0.99	0.98	1.0
9-bits	0.99	0.98	0.97	0.97	0.98	0.99
8-bits	0.93	0.90	0.91	0.92	0.93	0.98
7-bits	0.80	0.79	0.80	0.77	0.78	0.86

Table 7: Watermark robustness against similarity transformations measured in terms of correlation.

Similarity transformations	Flower	Vase	Cup	Ant	Cat	Bimba
Similarity transformation 1	0.99	0.92	1.0	0.94	1.0	0.98
Similarity transformation 2	0.94	0.95	1.0	0.97	1.0	0.99
Similarity transformation 3	0.97	0.98	0.99	1.0	0.98	0.94

Table 8: Watermark robustness against similarity transformations measured in terms of correlation.

Subdivision	Flower	Vase	Cup	Ant	Cat	Bimba
Loop iter 1	1.0	0.98	1.0	0.96	0.96	0.98
Midpoint iter 1	0.94	0.88	0.84	0.92	0.93	0.95
Sqrt3 iter 1	0.99	0.97	0.94	1.0	0.98	0.94

Table 9: Watermark robustness against cropping measured in terms of correlation.

Cropping	Flower	Vase	Cup	Ant	Cat	Bimba
10	0.53	0.57	0.65	0.63	0.59	0.52
30	0.46	0.34	0.39	0.46	0.34	0.27
50	0.28	0.12	0.19	0.24	0.22	0.21

Table 10: Imperceptibility comparison with Cho’s [10], Rolland-Neviere’s [8] and Jeongho Son’s [9] schemes measured in terms of MRMS and MSDM for Horse model.

Method	MRMS (10^{-3})	MSDM
[10]	3.17	0.3197
[8]	1.48	0.2992
[9]	2.90	0.3197
Our method	0.51	0.2683

Table 10 exhibits the imperceptibility comparison with schemes in terms of MRMS and MSDM. The obtained results demonstrate the high imperceptibility of the proposed method and show its superiority to the alternative methods. The proposed method is compared to Cho’s [10] and Zhan’s [7] methods in terms of imperceptibility in terms of MRMS as well as robustness in terms of correlation against noise addition, smoothing and quantization using Bunny and Venus 3-D meshes. Tables 11, 12, 13 sketch the robustness comparison in terms of correlation between our method and schemes [7] and [10]. It can be concluded from Tables 11, 12 and 13 that the proposed method is quite robust to additive noise, smoothing and quantization and outperforms the alternative methods. In addition, according to Figures 7, 8, 9, 10, it can be seen that the proposed method shows relatively high robustness to Kai Wang’s method [19] in terms of correlation for noise addition and smoothing.

5 Conclusion

In this work, a blind and robust 3-D mesh watermarking method based on mesh saliency and SCS quantization for Copyright protection is proposed. The proposed method ensures both high robustness and imperceptibility by taking the full advantages of SCS quantization and mesh saliency. The robustness requirement is achieved by quantizing the vertex norms using SCS while the imperceptibility requirement is ensured by adjusting the watermark embedding according to the mesh saliency. The obtained results demonstrate that the proposed scheme yields a good tradeoff between the imperceptibility and robustness re-

Table 11: Robustness comparison with Cho’s [10] and [7] schemes against additive noise in terms of correlation for Bunny and Venus models.

Model	Amplitude	[10]	[7]	Our method
Bunny	0.1%	0.72	1.0	1.0
	0.3%	0.72	0.91	0.94
	0.5%	0.66	0.80	0.86
Venus	0.1%	0.94	0.95	1.0
	0.3%	0.87	0.95	0.99
	0.5%	0.27	0.79	0.83

Table 12: Robustness comparison with Cho’s [10] and [7] schemes against smoothing in terms of correlation for Bunny and Venus models.

Model	Number of iterations	[10]	[7]	Our method
Bunny	10	0.84	0.92	0.96
	30	0.60	0.85	0.92
	50	0.36	0.44	0.62
Venus	10	0.94	0.95	0.99
	30	0.63	0.93	0.97
	50	0.45	0.78	0.81

Table 13: Robustness comparison with Cho’s [10] and [7] schemes against quantization in terms of correlation for Bunny and Venus models.

Model	Intensity	[10]	[7]	Our method
Bunny	9	0.73	1.0	1.0
	8	0.58	0.91	0.95
	7	0.17	0.58	0.65
Venus	9	0.87	1.0	1.0
	8	0.48	0.83	0.93
	7	0.07	0.73	0.83

quirements. Moreover, experimental results show that in comparison with alternative techniques, the proposed method is able to withstand the majority of common attacks including smoothing, noise addition, quantization, similarity transformations, element reordering, subdivision, etc. Our future work will be focused on investigating the robustness weakness to cropping attack.

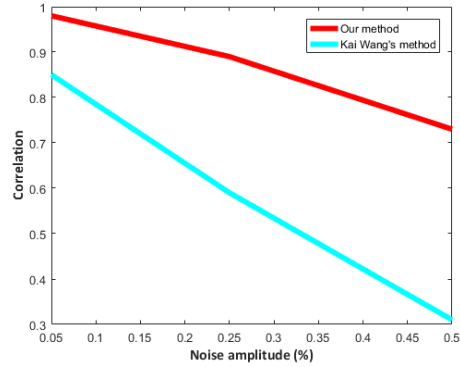


Fig. 7: Robustness comparison with Kai Wang's method [19] in terms of correlation against noise addition for Venus model.

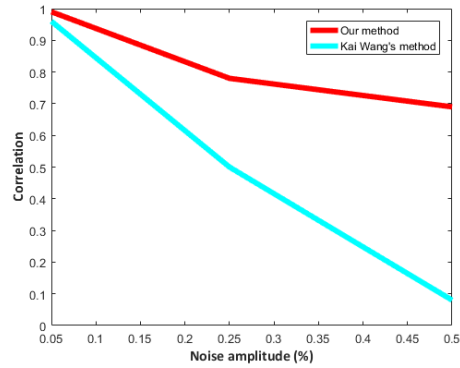


Fig. 8: Robustness comparison with Kai Wang's method [19] in terms of correlation against noise addition for Horse model.

References

1. Hamidi, M., El Haziti, M., Cherifi, H., El Hassouni, M.: Hybrid blind robust image watermarking technique based on DFT-DCT and Arnold transform. *Multimedia Tools Appl.* 77(20), 2718127214 (2018)
2. Hamidi, Mohamed, Mohamed El Haziti, Hocine Cherifi, and Driss Aboutajdine. "A robust blind 3-D mesh watermarking based on wavelet transform for copyright protection." In *2017 International Conference on Advanced Technologies for Signal and Image Processing (ATSIP)*, pp. 1-6. IEEE, 2017.
3. Wang, Kai, Guillaume Lavou, Florence Denis, and Atilla Baskurt. "Three-dimensional meshes watermarking: Review and attack-centric investigation." In *International Workshop on Information Hiding*, pp. 50-64. Springer, Berlin, Heidelberg, 2007.

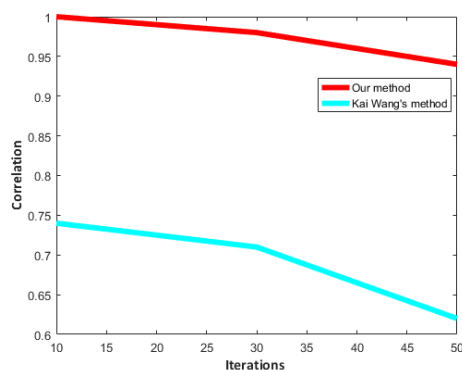


Fig. 9: Robustness comparison with Kai Wang's method [19] in terms of correlation against smoothing ($\lambda = 0.1$) for Venus model.

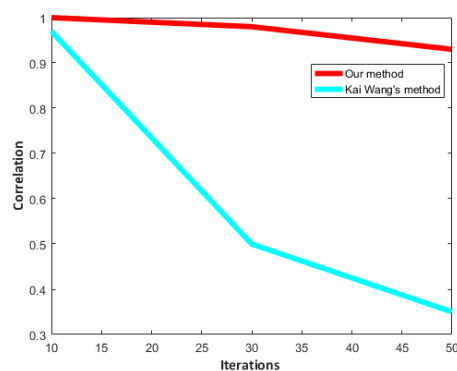


Fig. 10: Robustness comparison with Kai Wang's method [19] in terms of correlation against smoothing ($\lambda = 0.1$) for Horse model.

4. Hamidi, Mohamed, Aladine Chetouani, Mohamed El Haziti, Mohammed El Hassouni, and Hocine Cherifi. "Blind Robust 3D Mesh Watermarking Based on Mesh Saliency and Wavelet Transform for Copyright Protection." *Information* 10, no. 2 (2019): 67.
5. Nakazawa, Shinichi, Sho Kasahara, and Shigeo Takahashi. "A visually enhanced approach to watermarking 3D models." In *Intelligent Information Hiding and Multimedia Signal Processing (IIH-MSP)*, 2010 Sixth International Conference on, pp. 110-113. IEEE, 2010.
6. Lee, Chang Ha, Amitabh Varshney, and David W. Jacobs. "Mesh saliency." In *ACM transactions on graphics (TOG)*, vol. 24, no. 3, pp. 659-666. ACM, 2005.
7. Zhan, Yong-zhao, Yan-ting Li, Xin-yu Wang, and Yi Qian. "A blind watermarking algorithm for 3D mesh models based on vertex curvature." *Journal of Zhejiang University SCIENCE C* 15, no. 5 (2014): 351-362.

8. Rolland-Neviere, Xavier, Gwenal Dorr, and Pierre Alliez. "Triangle surface mesh watermarking based on a constrained optimization framework." *IEEE Transactions on Information Forensics and Security* 9, no. 9 (2014): 1491-1501.
9. Son, Jeongho, Dongkyu Kim, Hak-Yeol Choi, Han-Ul Jang, and Sunghee Choi. "Perceptual 3D Watermarking Using Mesh Saliency." In *International Conference on Information Science and Applications*, pp. 315-322. Springer, Singapore, 2017.
10. Cho, Jae-Won, Rmy Prost, and Ho-Youl Jung. "An oblivious watermarking for 3-D polygonal meshes using distribution of vertex norms." *IEEE Transactions on Signal Processing* 55, no. 1 (2007): 142-155.
11. Song, Ran, Yonghuai Liu, Ralph R. Martin, and Paul L. Rosin. "Mesh saliency via spectral processing." *ACM Transactions on Graphics (TOG)* 33, no. 1 (2014): 6.
12. Taubin, Gabriel. "Estimating the tensor of curvature of a surface from a polyhedral approximation." In *iccv*, p. 902. IEEE, 1995.
13. Eggers, Joachim J., Robert Bauml, Roman Tzschoppe, and Bernd Girod. "Scalar costa scheme for information embedding." *IEEE Transactions on signal processing* 51, no. 4 (2003): 1003-1019.
14. Prez-Freire, Luis, Pedro Comesana, and Fernando Prez-Gonzlez. "Information-theoretic analysis of security in side-informed data hiding." In *International Workshop on Information Hiding*, pp. 131-145. Springer, Berlin, Heidelberg, 2005.
15. P. Cignoni, C. Rocchini, and R. Scopigno, "Metro: measuring error on simplified surfaces," in *Computer Graphics Forum*, vol. 17, no. 2. Wiley Online Library, 1998, pp. 167174.
16. G. Lavoue, E. D. Gelasca, F. Dupont, A. Baskurt, and T. Ebrahimi, "Perceptually driven 3d distance metrics with application to watermarking," in *SPIE Optics+ Photonics. International Society for Optics and Photonics*, 2006, pp. 63 120L63 120L.
17. K. Wang, G. Lavoue, F. Denis, A. Baskurt, and X. He, "A benchmark for 3d mesh watermarking," in *Shape Modeling International Conference (SMI)*, 2010. IEEE, 2010, pp. 231235.
18. G. Taubin, "Geometric signal processing on polygonal meshes," in *Proc. of the Eurographics State-of-the-art Reports*, 2000, pp. 81-96.
19. Wang, Kai, Guillaume Lavou, Florence Denis, and Atilla Baskurt. "Hierarchical watermarking of semiregular meshes based on wavelet transform." *IEEE Transactions on Information Forensics and Security* 3, no. 4 (2008): 620-634.