

Optimal Experimental Design for Staggered Rollouts*

Ruoxuan Xiong

Department of Quantitative Theory and Methods, Emory University, ruoxuan.xiong@emory.edu

Susan Athey

Graduate School of Business, Stanford University, athey@stanford.edu

Mohsen Bayati

Graduate School of Business, Stanford University, bayati@stanford.edu

Guido Imbens

Graduate School of Business, Stanford University, imbens@stanford.edu

In this paper, we study the design and analysis of experiments conducted on a set of units over multiple time periods where the starting time of the treatment may vary by unit. The design problem involves selecting an initial treatment time for each unit in order to most precisely estimate both the instantaneous and cumulative effects of the treatment. We first consider non-adaptive experiments, where all treatment assignment decisions are made prior to the start of the experiment. For this case, we show that the optimization problem is generally NP-hard and we propose a near-optimal solution. Under this solution the fraction entering treatment each period is initially low, then high, and finally low again. Next, we study an adaptive experimental design problem, where both the decision to continue the experiment and treatment assignment decisions are updated after each period's data is collected. For the adaptive case we propose a new algorithm, the Precision-Guided Adaptive Experiment (PGAE) algorithm, that addresses the challenges at both the design stage and at the stage of estimating treatment effects, ensuring valid post-experiment inference accounting for the adaptive nature of the design. Using realistic settings, we demonstrate that our proposed solutions can reduce the opportunity cost of the experiments by over 50%, compared to static design benchmarks.

Key words: Adaptive Experiments, Treatment Effect Estimation, Cumulative Effects, Panel Data, Dynamic Programming

1. Introduction

Large technology companies run tens of thousands of experiments (also known as A/B tests) per year to evaluate the impact of various decisions, new features, or products (Gupta et al. 2019). In many cases, outcomes are observed for multiple periods, where the units can change

*We thank seminar participants at Boston University, Columbia, Cornell, Cornell Tech, Emory, University of Florida, London Business School, National University of Singapore, Stanford, Toronto Rotman, University of Washington, UT Austin, Yale, Lyft Rideshare Labs, and participants at several conferences. We thank the editor, associate editor, and two anonymous referees for their insightful and helpful comments. Alphabetical author order other than the first author. Athey and Imbens were supported by the Office of Naval Research under grant N00014-19-1-2468. Bayati was supported by the National Science Foundation grant CMMI: 1554140.

treatment status over time. We refer to these experiments as panel experiments; variants of these are sometimes referred to as experiments with staggered rollout or staggered adoption (Athey et al. 2021), or stepped wedge designs (Hemming et al. 2015).

EXAMPLE 1.1 (DRIVER EXPERIENCE). Consider a ride-hailing platform that plans to test the impact of a new app feature that improves driver experience. They wish to run an experiment to estimate the effect of providing the app feature to all drivers. To avoid biases from interference between drivers it is useful to randomize at the city level where the starting time for the intervention may vary by city.

EXAMPLE 1.2 (PUBLIC HEALTH INTERVENTION). Consider a country that aims to measure the effect of a new public health intervention (*e.g.*, encouraging the use of masks or social distancing policies) on the spread of an infectious disease (Abaluck et al. 2021). To account for spillovers experimentation should be performed at an aggregate level (*e.g.*, cities). To facilitate the estimation of cumulative effects it is useful to vary the starting date.

The primary objective of this paper is to propose experimental designs to optimize the precision of post-experiment estimates of instantaneous and lagged effects of a treatment. To operationalize this, the experimenter commits in advance to an estimator which has a precision associated with each experimental design. The challenge is to find a design that optimizes this precision given the estimator.

We assume all units start in the control (no treatment) state at the initial time period. The design problem is to select, for each unit, the time period to begin treatment. We assume that units cannot switch back to control during the experiment, and thus remain treated once exposed to the treatment. This is a common setting.¹ The treatment allocation time can vary across units, leading to a *staggered treatment adoption* or *stepped wedge design*.

1.1. Summary of Contributions

Non-adaptive experiments. We first study the design of non-adaptive experiments, where both the number of units and time periods and treatment decisions are determined prior to the start of the experiment. We focus on the properties of the generalized least squares (GLS) estimator. We consider a general version of feasible GLS to estimate instantaneous and lagged treatment effects² from observed outcomes that can be non-stationary. The estimator determines the precision of estimated instantaneous and lagged effects. A linear combination of these precisions comprises the objective function for the experimental design problem. Finding the optimal solution is generally

¹ The setting where units can arbitrarily switch between treatment and control is discussed in Sections 2 and EC.1.4, and turns out to be a simpler setting.

² Lagged treatment effect measures the effect of this period’s treatment on a future period’s outcome.

NP-hard. We provide the analytical optimality conditions for the design, and propose an algorithm to choose a treatment design based on the optimality conditions. The precision of our selected design approximates the optimal objective (best achievable precision) within a multiplicative factor of $1 + O(1/N^2)$ where N is the number of units.

Our solution to the design problem of non-adaptive experiments has two prominent features. First, the fraction of treated units per time period takes an S -shaped curve; the treatment rolls out to units more slowly (over time) in the beginning and at the end, but rapidly in the middle, of the experiment. Second, the optimal design imposes this rollout pattern for each stratum, where strata are defined by groups with the same observed and estimated latent covariate values.

Adaptive experiments. Next we study the design of adaptive experiments, where the number of units is fixed, but the experiment can be terminated early and treatment assignment decisions can be adaptively made after each period’s data is collected. These experiments are useful when the pre-set duration is more than needed to attain a target precision of treatment effect estimates, and when treatment decisions cannot be optimally made *ex ante*. In our main contribution, we propose a new algorithm, the Precision-Guided Adaptive Experiment or PGAE algorithm, that adaptively terminates the experiment based on the estimated precision of the estimated treatment effect from partially observed results of the experiment. It employs dynamic programming to adaptively optimize the speed of treatment rollout in subsequent time periods. The resulting adaptive experiment achieves a target precision, using a shorter duration, or equivalently incurring a lower cost, than the non-adaptive experiment.

The adaptive nature of the experiment creates challenges arising from the fact that the outcomes and assignments that occur early in the experiment affect the treatment assignments to units later in the experiment. Thus, the treatment assignments are not independent of observed outcomes. We propose an estimation method based on sample splitting that ensures that the estimates obtained by PGAE are consistent and asymptotically converge to a normal distribution. An appealing property of the proposed estimation scheme we propose is that the final treatment effect estimation uses *all* of the data, incurring no efficiency loss compared to an oracle who would have access to the same design at the beginning of the experiment.

Finally, we illustrate the superior performance of our solutions, as compared to benchmarks, for non-adaptive and adaptive experiments through synthetic experiments based on four real data sets about flu occurrence rates, home medical visits, grocery expenditure, and Lending Club loans.

1.2. Related Literature

Our staggered rollout designs of panel experiments are related to a number of other experimental designs. They are most closely related to the stepped wedge designs in clinical trials (Brown and

Lilford 2006). Stepped wedge designs sequentially roll out an intervention to clusters over several periods. Prior work on optimal stepped wedge design (Hussey and Hughes 2007, Hemming et al. 2015, Li et al. 2018) studies optimal treatment assignments of clusters under a linear mixed outcome model that has no observed or latent covariates and assumes constant treatment effect over time with instantaneous effects only. In contrast, we study the optimal design allowing treatment effects to vary over time (*i.e.*, with instantaneous and lagged effects).

Related to our design, a few other designs proposed recently are suitable for studying time-varying treatment effects. One design is the synthetic control design for panel experiments where the design selects units to be treated, allocates treatment to all of them in a single period, and forms a synthetic treated and control unit for treatment effect estimation (Doudchenko et al. 2019, 2021, Abadie and Zhao 2021). Another design is the switchback design (Bojinov et al. 2023, Xiong et al. 2023) for a single experimental unit that can arbitrarily switch between treatment and control. In contrast to these two designs, our designs leverage variation in treatment times across units to increase power. The randomized designs proposed in Basse et al. (2023) also allow for cross-unit variation in treatment times, but they are studied under a different framework that minimizes the worst-case risk in randomization-based inference.

When interference between units is a concern, our design can be modified by following a conventional approach to avoid biases by aggregating units to a level that interference is no longer a problem. But we note a growing literature that directly tackles the biases using novel experimental design ideas, such as multiple randomization (Bajari et al. 2023, Johari et al. 2022) and designs that perturb treatments near equilibrium outcomes (Wager and Xu 2021). In contrast, our design, by abstracting away from interference, can be used to study the rich dynamics of cumulative effects over time.

Different from all the aforementioned designs, we additionally study the design and analysis of adaptive experiments. Our proposed PGAE algorithm consists of three components: adaptive treatment decisions, an experiment termination rule, and post-experiment inference. The adaptive treatment decision component relates to the literature on adaptive designs in sequential experiments (*e.g.*, Efron (1971), Bhat et al. (2019), Glynn et al. (2020)), online learning and multi-armed bandits (*e.g.*, Bubeck et al. (2012), Lattimore and Szepesvári (2020)). Distinct from this literature, we consider a panel setting, and our design choices allow for experiment termination and ensure that inference is manageable.

The experiment termination rule component is based on the precision of the treatment effect estimate. The precision-based termination rule has been used to obtain fixed-volume confidence sets from a sequence of independent random variables (Glynn and Whitt 1992a,b, Singham and Schruben 2012). We extend the use of this rule to the panel setting. Our proposed PGAE algorithm

decides whether to terminate the experiment at every period, which is related to the sequential testing problem, considered by Siegmund (1985), Wald (2004), Bertsekas (2012), Johari et al. (2017), Ju et al. (2019) among others. The key challenge in sequential testing is to draw valid inference post-experiment. The PGAE algorithm addresses this challenge through a sample-splitting technique.

We split units into disjoint sets, with each serving a different purpose. The idea of sample splitting has been used in the econometrics literature (Angrist and Krueger (1995), Angrist et al. (1999), Athey and Imbens (2016), Chernozhukov et al. (2018) among others) for valid inference when machine learning methods are used and overfitting is a concern. In contrast, we use the *full sample* for the final treatment effect estimation that incurs no loss in estimation efficiency. However, splitting samples into disjoint sets of units is crucial in decoupling experiment termination from inference in PGAE. In multi-armed bandits and other sequential decision problems, the splitting of data in adaptive experiments has been considered by, among others, Auer (2003), Goldenshluger and Zeevi (2013), Bastani and Bayati (2020), Hamidi et al. (2019) for consistent estimation of the arm parameters. In contrast to this literature, we repeatedly experiment on the same set of units, and split samples in the unit dimension. Finally, we note that Lai and Wei (1982) showed normal approximation for the estimation error of adaptive least squares under a certain stability condition on the inverse covariance matrix. Recently, stronger results were obtained by leveraging debiasing techniques for OLS (Deshpande et al. 2018) and LASSO (Deshpande et al. 2021). In our panel setting, the stability condition of Lai and Wei (1982) does not hold; however, the multi-unit nature of the problem allows us to avoid debiasing, even without the stability condition. Moreover, in our setting the experiment stopping rule is adaptively selected.

2. Panel Experiments with Staggered Rollouts and Assumptions

In this section, we first introduce panel experiments with staggered rollouts and then describe the two types of experiments that are considered in this paper. We also specify assumptions on the outcome model and treatment designs. Throughout, $[M]$ refers to the set $\{1, 2, \dots, M\}$, for any positive integer M , and additional notations used in the paper are summarized in Table EC.1.

Recall Examples 1.1-1.2, and assume we are planning to run an experiment to estimate the effect of a treatment of interest (app feature or public health intervention). Let z_{it} in $\{-1, +1\}$ be the treatment variable for unit i at time t , for $i, t \in \mathbb{Z}$, where $z_{it} = +1$ means unit i is treated at time t and $z_{it} = -1$ means otherwise. Assume the treatment is not applied to any unit before the experiment starts, that is, $z_{it} \equiv -1$ for all i and $t \leq 0$. The experimental designer decides the treatment assignments in an experiment with N units over T time periods, that is, chooses z_{it} for $i \in [N]$ and $t \in [T]$. All the decision variables can be written in a compact form $Z = [z_{it}]_{(i,t) \in [N] \times [T]}$,

which is referred to as the treatment design of the experiment. Different treatment designs lead to different panels of observed outcomes, denoted as $Y = [Y_{it}]_{(i,t) \in [N] \times [T]}$, that affect the precision of treatment effect estimates. The estimation precision, to be defined formally in Section 3.2, directly impacts the cost of running the experiment since it specifies the required number of units and time periods. Therefore, optimizing the treatment decisions is an integral part of designing panel experiments.

In this paper, we consider two types of panel experiments: non-adaptive experiments and adaptive experiments. For nonadaptive experiments, N and T are fixed, whereas for adaptive experiments, N is fixed, but T is unknown. Non-adaptive experiments enjoy the benefit of simplicity and involve the straightforward construction of statistical tests for the treatment effects. However, non-adaptive experiments can be inefficient in time and cost, as the experiment may run longer than needed to attain a certain precision of treatment effect estimates. In comparison, adaptive experiments can early stop the experiment if needed, at the expense of making statistical inference for treatment effects more challenging. We study the design of non-adaptive experiments in Section 3, where treatment decisions are made before the experiment starts. Building on our insights from the non-adaptive experiments, we propose an algorithm in Section 4 to run adaptive experiments that make treatment decisions adaptively during the experiment and provide valid post-experiment inference of treatment effects.

We focus on a class of panel experiments whose treatment assignments satisfy the irreversible treatment adoption condition. These experiments with treatment adoption times possibly varying across units are referred to as panel experiments with staggered rollouts; the design of these experiments is referred to as the staggered rollout design.

ASSUMPTION 2.1 (Irreversible Treatment Adoption). *For all $(i, t) \in [N] \times [T]$, $z_{it} \leq z_{i,t+1}$.*

We mostly focus on the irreversible scenario for two reasons. First, often there are practical constraints restricting units from switching between control and treatment, such as the policies or programs implemented at the group level (*e.g.*, city or state level), or the features that are electronically rolled to the user interface (*e.g.*, ride-hailing app feature). Second, when the treated units switch back to the control, they may not return to the original control status. For example, drivers may develop different driving habits via the new feature. In fact, the irreversible pattern is common in observational studies (*e.g.*, Card and Krueger (1994), Abadie et al. (2010)). In the experiment design literature, the irreversible pattern appears in the stepped wedge designs of cluster randomized trials in public health (Brown and Lilford 2006, Hussey and Hughes 2007, Woertman et al. 2013, Hemming et al. 2015), and in the synthetic control designs (Doudchenko et al. 2019, 2021, Abadie and Zhao 2021).

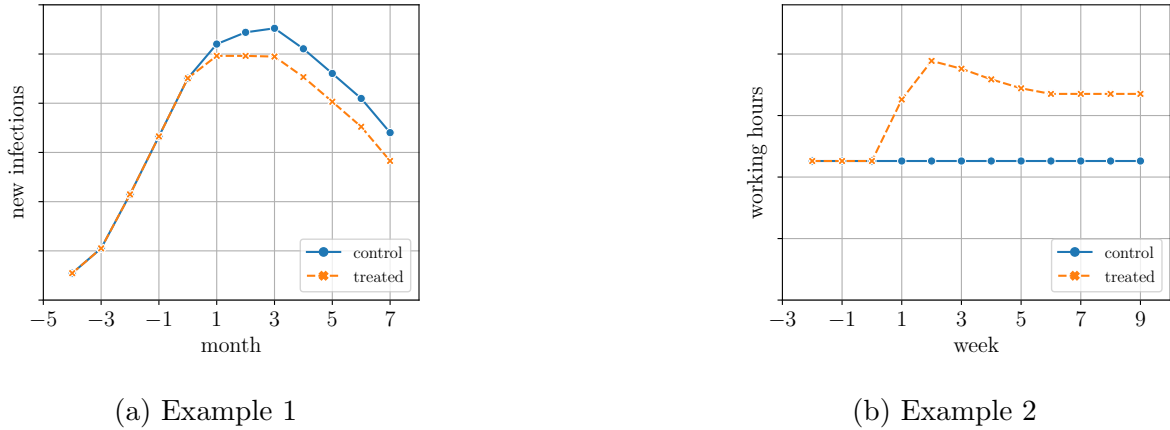


Figure 1 Illustrative examples of cumulative effects. These figures show the cumulative effects $\tau_0 + \dots + \tau_j$ as a function of the number of treated periods j . Figure 1a illustrates a scenario where the effect of a new public health intervention on new infections accumulates over time ($\tau_0, \tau_1, \tau_2 < 0$). Figure 1b illustrates a scenario where the effect of a new app feature on drivers' working hours attenuates over time ($\tau_0, \tau_1 > 0$ and $\tau_2, \tau_3, \tau_4, \tau_5 < 0$).

REMARK 2.1 (EXTENSION TO REVERSIBLE TREATMENTS). In Section EC.1.4, we study the design of non-adaptive panel experiments when the treatment can be stopped. We show that optimizing the treatment designs for this case follows from our results in Section 3.

Next we introduce the potential outcome model.

ASSUMPTION 2.2 (**Potential Outcome Model**). *The potential outcomes for unit i at time t can be written as*

$$Y_{it}(z_{i,t-\ell}, \dots, z_{i,t-1}, z_{it})$$

for a nonnegative integer ℓ , where ℓ is known.

Assumption 2.2 requires that a unit's treatment z_{it} only affects this unit's own outcomes (no cross-unit interference). It further requires that a unit's outcomes are not affected by this unit's future treatment assignments (no anticipation). For example, drivers do not increase their working hours in anticipation of the new app feature. No anticipation is also commonly imposed in the literature (Basse et al. 2023, Bojinov et al. 2023).

We allow the potential outcomes to depend on the treatment assignments up to ℓ periods in the past. We assume ℓ is known for the design and estimation purposes. Note that there exists a bias-variance tradeoff in the specification of ℓ in practice. When the specified ℓ is less than the true value, the estimator can be biased. When the specified ℓ is more than the true value, the estimator is unbiased, but can be inefficient. See Figure EC.10 in Section EC.6.2.6 for an example.

We define the average instantaneous effect τ_0 and lagged effects τ_1, \dots, τ_ℓ as

$$\tau_j := \frac{1}{NT} \sum_{i,t} \frac{1}{2} \left[Y_{it}(-1, \dots, -1, \underbrace{+1}_{z_{i,t-j}}, +1, \dots, +1) - Y_{it}(-1, \dots, -1, \underbrace{-1}_{z_{i,t-j}}, +1, \dots, +1) \right],$$

for all $j \in \{0\} \cup [\ell]$. Here $1/2$ is used for notation simplicity in the specification (3.1) below and remaining sections to account for the scaling of z_{it} that takes value between $\{+1, -1\}$ as opposed to $\{+1, 0\}$. Note that τ_j is the average, over individuals and time periods, of individual-time specific treatment effects that can be heterogeneous in both units and time periods.

Here $\tau_0, \tau_1, \dots, \tau_\ell$ can take arbitrary values, and therefore allow for general dynamics of cumulative effects over time. To demonstrate this generality, we describe a few scenarios below.

- The average effect accumulates over time, for example when τ_0, \dots, τ_ℓ all have the same sign, as shown in Figure 1a.
- The average effect attenuates over time, for example when τ_0 and τ_1 have a different sign than all of τ_2, \dots, τ_ℓ , as shown in Figure 1b.
- The average effect is constant over time, for example when $\ell = 0$.
- The average cumulative effect is zero, for example when $\sum_{j=0}^{\ell} \tau_j = 0$. After ℓ periods, a unit's outcome is the same as the outcome of never being treated.

In this paper, we are interested in estimating $\boldsymbol{\tau} = (\tau_0, \tau_1, \dots, \tau_\ell)$. Below we study how to choose $Z = [z_{it}]_{(i,t) \in [N] \times [T]}$ to accurately estimate these parameters.

3. Non-Adaptive Experiments

In this section, we study the staggered rollout design of non-adaptive experiments. In Section 3.1, we present an approach for estimating $\tau_0, \tau_1, \dots, \tau_\ell$. Next, in Section 3.2, we define the precision of the proposed estimators. We formulate an optimization problem, where for a given estimator, the solution yields the set of treatment times for each unit that maximizes the precision of the estimator. Finally, we present our solution to the optimization problem in Section 3.3.

3.1. Estimation of Instantaneous and Lagged Effects

The decision maker needs to consider two objectives when choosing an estimator for $\tau_0, \tau_1, \dots, \tau_\ell$. First is the statistical properties of this estimator, such as the bias, variance, and mean-squared error (MSE). Second is the feasibility of optimizing units' treatment times based on the properties of this estimator. For example, one can study the optimal treatment assignments based on MSE of a simple estimator such as the difference-in-means estimator, but this simple estimator can have a large variance and MSE. Alternatively, one can use a sophisticated estimator with a small MSE such as regularized matrix factorization estimator in Section EC.5, but the functional form of MSE may be very complex, which can lead to an intractable optimization problem in the design phase.

In this paper, we seek to balance these two objectives. We study the optimization of treatment assignments, for a particular estimator, namely the Generalized Least Squares (GLS) estimator,

given a particular model for the data generating process. The GLS estimator for $\tau_0, \tau_1, \dots, \tau_\ell$ is based on the following specification

$$Y_{it} = \alpha_i + \beta_t + \mathbf{X}_i^\top \boldsymbol{\theta}_t + \tau_0 z_{it} + \tau_1 z_{i,t-1} + \dots + \tau_\ell z_{i,t-\ell} + \underbrace{\mathbf{u}_i^\top \mathbf{v}_t + \varepsilon_{it}}_{e_{it}}, \quad (3.1)$$

where α_i and β_t are unobserved unit and time fixed effects, $\mathbf{X}_i \in \mathbb{R}^{d_x}$ are observed covariates of dimension d_x , $\boldsymbol{\theta}_t \in \mathbb{R}^{d_x}$ are their (non-random) unobserved time-varying coefficients $\boldsymbol{\theta}_t$, $\mathbf{u}_i \in \mathbb{R}^{d_u}$ are latent (non-random) covariates of dimension d_u , $\mathbf{v}_t \in \mathbb{R}^{d_u}$ are (random) latent factors, and $\{\varepsilon_{it}\}_{it \in [N] \times [T]}$ are unobserved residuals. We allow $d_x = 0$, that is, (3.1) does not have observed covariates. We also allow $d_u = 0$, that is, (3.1) does not have latent covariates.

The specification with two-way (*i.e.*, unit and time) fixed effects and possibly with observed covariates has been widely used in observational studies to estimate treatment effects (Angrist and Pischke 2008).³ Observed covariates \mathbf{X}_i in (3.1) are time-invariant and are not affected by the treatment. Examples of such covariates are an individual's gender and race or attributes of a city.⁴ Using α_i , β_t and \mathbf{X}_i controls for the heterogeneity in units and time periods, that can effectively reduce variance in treatment effect estimation. Note that (3.1) has the interactive latent factor structure $\mathbf{u}_i^\top \mathbf{v}_t$ that can capture the multiplicative unobserved effects, and is therefore more general than the specification with additive effects α_i and β_t only. We assume \mathbf{v}_t is random, but \mathbf{u}_i is nonrandom for the design purpose. Such an assumption is also imposed in a different literature that estimates the latent factors on large panels (Bai and Ng 2002, Bai 2003).

GLS estimates τ_0, \dots, τ_ℓ , α_i , β_t and $\boldsymbol{\theta}_t$ by minimizing the weighted sum of squared residuals e_{it} in (3.1) (see Section EC.1.1 for more details). GLS has two nice properties when the optimal weights are chosen, following the Gauss-Markov Theorem (see Lemma EC.1.1 in Section EC.1.1) under the strict exogeneity assumption in Assumption 3.1 below. First, GLS is the best linear unbiased estimator (BLUE) of τ_0, \dots, τ_ℓ , meaning that this estimator has the smallest variance among all the linear unbiased estimators. Second, there is an explicit formula for the variance and precision of GLS in terms of z_{it} , which makes the treatment design problem tractable.

ASSUMPTION 3.1 (Error Structure). $\mathbf{v}_t \in \mathbb{R}^{d_u}$ is *i.i.d.* in t with $\mathbb{E}[\mathbf{v}_t \mid \boldsymbol{\xi}_{it}] = \mathbf{0}$ and $\mathbb{E}[\mathbf{v}_t \mathbf{v}_s^\top \mid \boldsymbol{\xi}_{it}, \boldsymbol{\xi}_{js}] = \boldsymbol{\Sigma}_v \cdot \mathbf{1}_{t=s}$ for all i, j, t and s , where $\boldsymbol{\xi}_{it} = (\mathbf{X}_i, z_{it}, \dots, z_{i,t-\ell})$. Moreover, ε_{it} is *i.i.d.* in i and t with $\mathbb{E}[\varepsilon_{it} \mid \boldsymbol{\xi}_{it}] = 0$ and $\mathbb{E}[\varepsilon_{it} \varepsilon_{js} \mid \boldsymbol{\xi}_{it}, \boldsymbol{\xi}_{js}] = \sigma_\varepsilon^2 \cdot \mathbf{1}_{i=j, t=s}$ for all i, j, t and s . In addition, ε_{it} is independent of \mathbf{v}_s for all i, t and s .

³ There are two reasons. First, α_i and β_t can be arbitrarily correlated with the observed explanatory variables $(\mathbf{X}_i, z_{it}, \dots, z_{i,t-\ell})$, so they can capture the unobserved additive unit-specific and time-specific confounders that jointly affect z_{it} and Y_{it} (Angrist and Pischke 2008). Second, α_i captures the mean effect of unobservables on unit i 's outcome over time, and β_t captures the mean effect of unobservables on units' outcomes at time t .

⁴ The time-invariance assumption is commonly used in difference-in-differences estimators (Card and Krueger 1994) and synthetic control estimators (Abadie et al. 2010) in observational studies.

REMARK 3.1 (MACHINE LEARNING HEURISTICS FOR $\boldsymbol{\tau}$). Instead of focusing on the least squares estimator, one can look at other estimators, for example, machine learning estimators. We provide one such estimator in Section EC.5 for $\boldsymbol{\tau}$ that does not rely on Assumption 3.1 about \mathbf{v}_t . This type of machine learning-based estimators are typically biased in the estimation of $\boldsymbol{\tau}$, but could have a smaller variance than the unbiased estimators. The optimization of Z based on these estimators is generally not tractable, and therefore we do not emphasize them in this paper.

REMARK 3.2 (IMPLICATION OF ASSUMPTION 3.1). $\mathbb{E}[\mathbf{v}_t] = 0$ holds without loss of generality, as we can always project their mean to α_i .⁵ Under Assumption 3.1, e_{it} satisfies

$$\mathbb{E}[e_{it}] = 0, \quad \mathbb{E}[e_{it}^2] = \mathbf{u}_i^\top \boldsymbol{\Sigma}_v \mathbf{u}_i + \sigma_\varepsilon^2, \quad \mathbb{E}[e_{it}e_{jt}] = \mathbf{u}_i^\top \boldsymbol{\Sigma}_v \mathbf{u}_j, \quad \mathbb{E}[e_{it}e_{js}] = 0, \quad \text{for } t \neq s,$$

implying that e_{it} is correlated in the unit dimension, but it is uncorrelated in the time dimension.

REMARK 3.3 (FEASIBILITY OF GLS). The weight matrix \mathbf{W} in GLS is optimal when it is proportional to the inverse covariance matrix of $\mathbf{e}_t = [e_{it}]_{i \in [N]}$, *i.e.*, $(\mathbf{U}\boldsymbol{\Sigma}_v\mathbf{U}^\top + \sigma_\varepsilon^2\mathbf{I}_N)^{-1}$ with $\mathbf{U} = [\mathbf{u}_i]_{i \in [N]}$. As the optimal weight matrix is unknown, in practice, we can use feasible GLS, where we first use OLS, estimate the optimal weight matrix, and then use GLS with the estimated weight matrix.

REMARK 3.4 (TREATMENT EFFECT ESTIMATION WITH HETEROGENEITY). Specifications like (3.1) have been commonly used to estimate average treatment effects in empirical studies in many domains, such as economics (Card and Krueger 1994), operations (*e.g.*, Cui et al. (2019), Cachon et al. (2019)), and healthcare (Abaluck et al. 2021). Such specifications do not restrict treatment effects to be homogeneous. In Remark 3.9 below, we discuss an alternative estimation approach when heterogeneous treatment effects are the objects of interest.

3.2. Optimization Problems for Treatment Decisions

In this section, we introduce the optimization problem to solve the optimal Z based on the statistical properties of GLS. From a high level perspective, we are interested in precisely estimating $\boldsymbol{\tau}$. However, there are $\ell + 1$ parameters in $\boldsymbol{\tau}$ and it is generally infeasible to find an Z that simultaneously maximizes the precision of each of $\hat{\tau}_0, \dots, \hat{\tau}_\ell$ for $\ell \geq 1$. Instead, one needs to consider an objective function that summarizes the precision of each of $\hat{\tau}_0, \dots, \hat{\tau}_\ell$ into a scalar. There are two categories of objective functions that one may be interested in:

- Balancing the precision/variance of each of $\hat{\tau}_0, \dots, \hat{\tau}_\ell$
- Maximizing the precision of some linear combination of $\hat{\tau}_0, \dots, \hat{\tau}_\ell$

Examples of the objective functions related to the first category include (Atkinson et al. 2007)

⁵ If $\mathbb{E}[\mathbf{v}_t] \neq 0$, let $\alpha_i^\dagger = \alpha_i + \mathbf{u}_i^\top \mathbb{E}[\mathbf{v}_t]$ and $\mathbf{v}_t^\dagger = \mathbf{v}_t - \mathbb{E}[\mathbf{v}_t]$, and then \mathbf{v}_t^\dagger has mean zero.

- **A-optimal design:** minimizes the trace of $\text{Var}(\hat{\boldsymbol{\tau}})$
- **D-optimal design:** minimizes the determinant of $\text{Var}(\hat{\boldsymbol{\tau}})$
- **T-optimal design:** maximizes the trace of the inverse of $\text{Var}(\hat{\boldsymbol{\tau}})$

An example of the objective functions related to the second category is

- **Cumulative effect** ($\sum_{j=0}^{\ell} \tau_j$): minimizes $\text{Var}(\sum_{j=0}^{\ell} \hat{\tau}_j)$

When $\ell = 0$, the four objective functions mentioned above are equivalent to one another. For general ℓ , they are not equivalent, and the optimal treatment assignments for these four objectives can be different (but the difference can be small).

In this section, we focus on finding the optimal assignment $A = [A_i]_{i \in [N]}$, where $A_i \in [T] \cup \{\infty\}$ denotes the first time that unit i adopts the treatment ($A_i = \infty$ means unit i was never treated⁶). Because the treatment is irreversible, there is a one-to-one mapping between $(z_{i1}, z_{i2}, \dots, z_{iT})$ and A_i . Given the reduction to the N adoption times we focus on analytically solving the T-optimal (or trace-optimal) design:

$$\max_A \text{tr}(\text{Prec}(\hat{\boldsymbol{\tau}}; A)), \quad (3.2)$$

where $\text{Prec}(\hat{\boldsymbol{\tau}}; A)$ is the precision matrix of $\boldsymbol{\tau}$ and is defined as the matrix inverse of the variance-covariance matrix of $\boldsymbol{\tau}$, $\text{Var}(\hat{\boldsymbol{\tau}}; A)$, when the assignment A is used.

T-optimal design was first introduced by Atkinson and Fedorov (1975a) to discriminate between two competing regression models (*e.g.*, to determine whether $\ell = \ell_0$ or $\ell = \ell_1$ is true, for distinct number of lags ℓ_0 and ℓ_1 in our setting). Since then, the T-optimal design has been studied by Atkinson and Fedorov (1975b), Uciński and Bogacka (2005), Wiens (2009), Dette et al. (2012, 2013, 2015) and others.

Solving the T-optimal design is generally challenging, even in some special cases (see Example 3.1). We provide the explicit optimality conditions for the integer program (3.2) in Section 3.3. Based on the optimality conditions, we provide an algorithm on choosing a design in Algorithm 2 in Section EC.1.7.1. Admittedly, the other three objectives mentioned above would be natural and of practical interest, especially the one that minimizes the variance of the estimated cumulative effect, $\text{Var}(\sum_{j=0}^{\ell} \hat{\tau}_j)$. However, analytically solving the other three objectives is generally infeasible, as explained in Remark 3.5 below. Instead, one could numerically solve the other three objectives in practice. We visualize the numerical solutions for D-optimal design in Figure EC.1 in Section EC.1.3, which has a similar structure as our solutions to (3.2). We empirically show in Section 5 and Section EC.6.2.3 that our solutions to (3.2) outperform the benchmark treatment designs measured by the objective of A-optimal design and $\text{Var}(\sum_{j=0}^{\ell} \hat{\tau}_j)$.

⁶ We use “ ∞ ” to preserve the ordering that a larger value for A_i implies the treatment is assigned at a later time.

EXAMPLE 3.1. If $T = 1$, $\ell = 0$, and all the covariates are observed (*i.e.*, $d_u = 0$), (3.2) coincides with the offline optimization problem in Bhat et al. (2019), and is equivalent to the MAX-CUT problem and is NP-hard (Hayes 2002, Mertens 2006). In this paper, we focus on the case of low-dimensional covariates.⁷ Our solution from Algorithm 2 is provably close to the optimal integer solution to (3.2) for a large N .

REMARK 3.5 (CHALLENGES IN ALTERNATIVE OBJECTIVES). Note that each entry in $\text{Var}(\hat{\boldsymbol{\tau}})$ is a ratio of two polynomial functions of z_{it} , where the degrees of numerator and denominator are 2ℓ and $2(\ell + 1)$, respectively, for $\ell \geq 1$. The objective of A-optimal design and $\text{Var}(\sum_{j=0}^{\ell} \hat{\tau}_j)$ are both sums of entries in $\text{Var}(\hat{\boldsymbol{\tau}})$ (*i.e.*, sums of ratios of two higher-order polynomials of z_{it}). The objective of D-optimal design is the inverse of a $2(\ell + 1)$ -th order polynomial function of z_{it} . The objective functions of both A-optimal and D-optimal design are non-convex. Therefore, using the first order condition only is generally not sufficient to solve the global optimal solution.

3.3. Optimal Solutions

We provide the optimality conditions for the T-optimal design. The optimality conditions disentangle the effect of different components in (3.1) (*i.e.*, two-way fixed effects, observed and latent covariates) on the optimal treatment assignments. This problem is challenging in our setting with multiple units and periods for two reasons. First, different components can potentially affect the optimal design in both unit and time dimensions. Second, the effect of different components may be convoluted and interact with one another.

To build intuition, we start with the solution to a simple specification.

EXAMPLE 3.2 (TWO-WAY FIXED EFFECTS AND $\ell = 0$). Suppose $Y_{it} = \alpha_i + \beta_t + \tau_0 z_{it} + \varepsilon_{it}$, and Assumptions 2.1, 2.2, and 3.1 hold. Then the objective function in (3.2) equals to

$$\text{Prec}(\hat{\tau}_0; A) = \frac{N}{\sigma_\varepsilon^2} [-2\mathbf{b}_T^\top \boldsymbol{\omega} - \boldsymbol{\omega}^\top \mathbf{P}_{\mathbf{1}_T} \boldsymbol{\omega}], \quad (3.3)$$

which is a quadratic and concave function of $\boldsymbol{\omega} = [\omega_t]_{t \in [T]}$ with $\omega_t = N^{-1} \sum_{i=1}^N z_{it}$, $\mathbf{P}_{\mathbf{1}_T} = \mathbf{I}_T - \mathbf{1}_T \mathbf{1}_T^\top / T$, and $\mathbf{b}_T = [b_t]$ with $b_t = (T + 1 - 2t) / T$. By solving the first-order condition, we can show that any treatment design satisfying $\omega_t^* = -b_t$ for all t is optimal and maximizes the precision. In the optimal solution, the treated fraction is linear in time. This result is conceptually similar to those in Lawrie et al. (2015), Girling and Hemming (2016), Li et al. (2018) that show the optimal treated fraction is linear in time, under a similar specification, but with α_i to be random effects. More intuition for the linear treated fraction is provided in Section 3.3.1.

⁷ This makes sense as we allow for latent covariates, which can summarize the information and reduce the dimensionality of (high-dimensional) observed covariates.

Next consider a more general specification with $\ell > 0$, but without \mathbf{X}_i or \mathbf{u}_i . We can show the objective function in (3.2) is still quadratic and concave in $\boldsymbol{\omega}$, but takes a more complicated form (see Lemma EC.1.2 in Section EC.1.8), leading to nonlinear optimal treated fraction in time. Specifically in Theorem 3.1 we show that in the optimal solution, the unit average of z_{it} satisfies

$$\omega_{\ell,t}^* = \begin{cases} -1 & t \leq \lfloor \ell/2 \rfloor \\ a_{t-\lfloor \ell/2 \rfloor}^{(\ell)} & \lfloor \ell/2 \rfloor < t \leq \ell \\ -1 + (2t - (\ell + 1))/(T - \ell) & \ell < t \leq T - \ell \\ -\omega_{\ell, T+1-t}^* & T - \ell < t \leq T - \lfloor \ell/2 \rfloor \\ 1 & T - \lfloor \ell/2 \rfloor < t \end{cases} \quad (3.4)$$

where $a^{(\ell)}$ is a vector of length $\ell - \lfloor \ell/2 \rfloor$ defined in Section EC.1.2. $\omega_{\ell,t}^*$ has five stages and follows an S-shaped curve in time t : stage 1: all units are under control; stage 2: ω_t^* grows non-linearly in time (because of $a^{(\ell)}$); stage 3: ω_t^* grows linearly in time; stage 4: ω_t^* grows non-linearly in time again; stage 5, all units are under treatment. The optimal solution is symmetric with respect to the center (*i.e.*, $((T+1)/2, 0)$). Figure 2 demonstrates $\omega_{\ell,t}^*$ for various ℓ in a $T = 12$ period problem. More examples of $\omega_{\ell,t}^*$ will be provided in Section 3.3.1.

Furthermore, suppose the specification contains at least one of the \mathbf{X}_i or \mathbf{u}_i components. A commonly used variance reduction approach in cross-sectional studies is to balance covariates, so that treated and control units are comparable when the two groups have similar covariates (*e.g.*, Imbens and Rubin (2015)).⁸ Similar intuition carries over to the panel setting. We show in Theorem 3.1 below that the optimal design balances covariates groups, where groups are defined as the set of units with the same initial treatment time.

We state the first of our main theorems using the following solution concepts: Let $\mathbb{A}_\ell = \{A : N^{-1} \sum_{i=1}^N \mathbf{1}_{A_i \leq t} = (1 + \omega_{\ell,t}^*)/2, \forall t\}$ be the set of designs satisfying (3.4). When $d_x > 0$, let $\mathbb{A}_\mathbf{X} = \{A : N^{-1} \sum_{i=1}^N \mathbf{X}_i \mathbf{1}_{A_i = t} = \mathbf{0}_{d_x}, \forall t \in \{2, \dots, T\}\}$ be the set of designs satisfying covariate balancing conditions (suppose rows in $\mathbf{X} = [\mathbf{X}_i]_{i \in [N]}$ are centered). When $d_x = 0$, let $\mathbb{A}_\mathbf{X} = \mathbb{A}^N$ and no conditions need to be imposed related to \mathbf{X}_i . $\mathbb{A}_\mathbf{U}$ is defined similarly as $\mathbb{A}_\mathbf{X}$.

THEOREM 3.1 (Optimality Conditions). *Suppose Assumptions 2.1, 2.2, and 3.1 hold, $\hat{\boldsymbol{\tau}}$ is estimated from the infeasible GLS with $\mathbf{W} \propto (\mathbf{U}\boldsymbol{\Sigma}_v\mathbf{U}^\top + \sigma_\varepsilon^2\mathbf{I}_N)^{-1}$, rows in \mathbf{X} and \mathbf{U} are centered (*i.e.*, $\sum_{i=1}^N \mathbf{X}_i = \mathbf{0}_{d_x}$ and $\sum_{i=1}^N \mathbf{u}_i = \mathbf{0}_{d_u}$), \mathbf{X} and \mathbf{U} are orthogonal (*i.e.*, $\sum_{i=1}^N \mathbf{X}_i \mathbf{u}_i^\top = \mathbf{0}_{d_x \times d_u}$), $\boldsymbol{\Sigma}_v = \sigma_\varepsilon^2 \cdot \mathbf{I}_{d_u}$, and $T > (\ell^3 + 13\ell^2 + 7\ell + 3)/(8\ell)$. A is an optimal treatment design if $A \in \mathbb{A}_{\text{opt}}$, where*

$$\mathbb{A}_{\text{opt}} = \mathbb{A}_\ell \cap \mathbb{A}_\mathbf{X} \cap \mathbb{A}_\mathbf{U}. \quad (3.5)$$

⁸There is a strand of literature in operations research to use discrete optimization to achieve covariate balancing (Nikolaev et al. 2013, Bertsimas et al. 2015, 2019, Bhat et al. 2019), and to use stratified sampling to increase power (Fox 2000, Mulvey 1983).

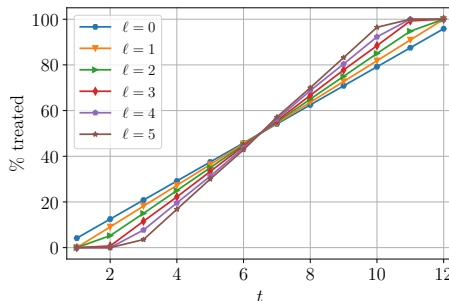


Figure 2 T-optimal design. Optimal treated fraction in the design of 12-period non-adaptive experiments with varying ℓ .

Theorem 3.1 provides the optimality conditions for the T-optimal design when τ_0, \dots, τ_ℓ are estimated from GLS using specification (3.1). The presence of α_i and β_t makes the optimal treated fraction grow gradually over time, and the growth rate is determined by ℓ . We further illustrate how the optimal treated fractions depend on α_i , β_t , and ℓ in Section 3.3.1. The presence of \mathbf{X}_i and \mathbf{u}_i imposes additional covariate balancing conditions, that can be satisfied if units in each stratum satisfy treated fraction conditions. Here strata are defined as groups of units with the same covariate value. When covariates are discrete-valued, Example 3.3 below provides a solution that satisfies the optimality conditions. For general cases, we provide guidance on choosing a design based on Theorem 3.1 in Section 3.3.2.

EXAMPLE 3.3 (DISCRETE \mathbf{X}_i AND \mathbf{u}_i). Suppose $(\mathbf{X}_i, \mathbf{u}_i)$ is discrete and can only take G values for a finite $G > 0$, denoted as $\{(x_g, u_g)\}_{g=1}^G$, each with positive probability. Then any A in $\mathbb{A}_{\text{opt}}^{\text{disc}}$ defined below is in \mathbb{A}_{opt}

$$\mathbb{A}_{\text{opt}}^{\text{disc}} = \left\{ A : \frac{1}{|\mathcal{O}_g|} \sum_{i \in \mathcal{O}_g} \mathbf{1}_{A_i \leq t} = \frac{1 + \omega_{\ell,t}^*}{2} \quad \forall t, g \right\}, \quad (3.6)$$

where $\mathcal{O}_g = \{i : (\mathbf{X}_i, \mathbf{u}_i) = (x_g, u_g)\}$.

REMARK 3.6 (ASSUMPTIONS IN THEOREM 3.1). The assumptions in Theorem 3.1 are non-restrictive for the following four reasons. First, the assumption that rows in \mathbf{X} and \mathbf{U} are demeaned can be satisfied by projecting the mean onto the unit fixed effects α . Second, the assumption that \mathbf{X} and \mathbf{U} are orthogonal can be satisfied by applying the Gram-Schmidt procedure (*i.e.*, QR decomposition) to $[\mathbf{X} \ \mathbf{U}]$ (which is possible as θ is unknown and unrestricted). Third, $\Sigma_v = \sigma_\varepsilon^2 \cdot \mathbf{I}_{d_u}$ is essentially an identification assumption, so that we can uniquely identify \mathbf{u}_i and \mathbf{v}_t .⁹ Fourth, the fundamental structure of our problem does not change with these assumptions because $\text{Prec}(\hat{\tau})$ is a quadratic function of z_{it} regardless of whether these assumptions are imposed or not.

⁹ In other words, for arbitrary \mathbf{u}_i and \mathbf{v}_t , we can right multiply \mathbf{u}_i^\top by $\sigma_\varepsilon \cdot \Sigma_v^{-1/2}$ and left multiply \mathbf{v}_t by $\sigma_\varepsilon \cdot \Sigma_v^{-1/2}$ so that v_t has variance $\sigma_\varepsilon^2 \cdot \mathbf{I}_{d_u}$ (conditions $\sum_{i=1}^N \mathbf{u}_i = \mathbf{0}_{d_x}$ and $\sum_{i=1}^N \mathbf{X}_i \mathbf{u}_i^\top = \mathbf{0}_{d_x, d_u}$ stay valid after this manipulation).

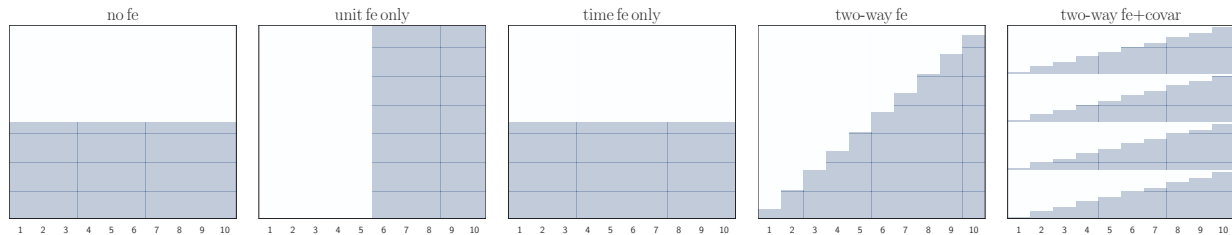


Figure 3 Optimal treatment designs under various specifications. Examples of T-optimal designs of 10-period experiments with $\ell = 0$. Darker color denotes treatment, and lighter color denotes control. “fe” stands for “fixed effects” and “covar” stands for “covariates”

REMARK 3.7 (ASSUMPTION ON T). The assumption $T > (\ell^3 + 13\ell^2 + 7\ell + 3)/(8\ell)$ is a sufficient condition to show $\omega_{\ell,t}^*$ is monotonic, but is not a necessary condition and can potentially be relaxed, based on the numerical solution of treated fractions when this assumption is violated.

REMARK 3.8 (MAGNITUDE OF TREATMENT EFFECTS). Note that \mathbb{A}_{opt} and $\mathbb{A}_{\text{opt}}^{\text{disc}}$ do not depend on the value of τ . This is because the estimation error $\hat{\tau} - \tau$ from GLS does not depend on the value of τ under the specification (3.1). Therefore, $\text{tr}(\text{Prec}(\hat{\tau}))$ does not depend on the value of τ . See (3.3) for an example.

3.3.1. Optimal Treated Fractions

To provide more intuition on the optimal treated fractions, we start with the specification with $\ell = 0$, and with either α_i or β_t , but not both.

EXAMPLE 3.4 (TIME FIXED EFFECTS ONLY AND $\ell = 0$). Suppose $Y_{it} = \beta_t + \tau_0 z_{it} + \varepsilon_{it}$ and Assumptions 2.1, 2.2, and 3.1 hold. In this case, $\text{Prec}(\hat{\tau}_0) = N/\sigma_\varepsilon^2 \cdot [T - \sum_{t=1}^T \omega_t^2]$. Any treatment design is optimal if it satisfies $\omega_t^* = 0$ for all t and $z_{it} \leq z_{i,t+1}$ for all i and t , that is, assigns treatment to 50% units, while the others functioning as the control, for all time periods.

EXAMPLE 3.5 (UNIT FIXED EFFECTS ONLY AND $\ell = 0$). Suppose $Y_{it} = \alpha_i + \tau_0 z_{it} + \varepsilon_{it}$ and Assumptions 2.1, 2.2, and 3.1 hold. In this case, $\text{Prec}(\hat{\tau}_0) = T/\sigma_\varepsilon^2 \cdot [N - \sum_{i=1}^N \zeta_i^2]$, where $\zeta_i = T^{-1} \sum_{t=1}^T z_{it}$. Any treatment design is optimal if it satisfies $\omega_t^* = -1$ for all $t < (T+1)/2$ and $\omega_t^* = 1$ for all $t > (T+1)/2$, that is, allocates treatment to all units at halftime.¹⁰

If the specification has both α_i and β_t , as in Example 3.2, the optimal treated fractions are intuitively in between those in Examples 3.4 and 3.5. See Figure 3 for the visualization of optimal treated fractions under various specifications.

The same intuition carries over to $\ell > 0$ and the precision matrix $\text{Prec}(\hat{\tau})$ is quadratic and concave in ω_t . The two examples below provide the analytic expression of $\omega_{\ell,t}^*$ for $\ell = 1$ and 2. We provide the expression of $\omega_{\ell,t}^*$ for $\ell = 3$ in Example EC.1.4 of Section EC.1.2.

¹⁰ For odd T , units can be either treated or untreated at $t = (T+1)/2$.

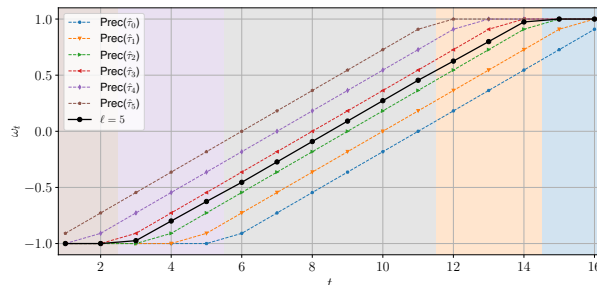


Figure 4 Illustration of the S -shaped curve for the 16-period optimal design with $\ell = 5$. For estimating τ_j only, the dashed lines denote the optimal ω_t that maximizes $\text{Prec}(\hat{\tau}_j)$ for $j \in \{0, 1, \dots, 5\}$. For estimating τ_0, \dots, τ_5 simultaneously, the solid line denotes the optimal ω_t that maximizes $\text{Prec}(\hat{\tau})$, which is a convex combination of the dashed lines. The shaded regions from left to right denote the first to fifth stages in the solution $\omega_{\ell,t}^*$.

EXAMPLE 3.6 ($\ell = 1$). In Theorem 3.1, $\omega_{\ell,t}^*$ equals $-1 + 2(t-1)/(T-1)$ for all t .

EXAMPLE 3.7 ($\ell = 2$). In Theorem 3.1, $\omega_{\ell,t}^*$ is determined by, $\omega_{\ell,1}^* = -1$, $\omega_{\ell,2}^* = -1 + 2/(2T-5)$, $\omega_{\ell,t}^* = -1 + (2t-3)/(T-2)$ for $t = 3, \dots, T-2$, $\omega_{\ell,T-1}^* = 1 - 2/(2T-5)$, and $\omega_{\ell,T}^* = 1$.

Intuition for the S-shaped curve of $\omega_{\ell,t}^$.* The objective function in (3.2) is a sum of $\ell + 1$ quadratic functions, one function for each $\text{Prec}(\hat{\tau}_j)$ with $j \in \{0, 1, \dots, \ell\}$. Let $\omega_{\ell,t}^*(j)$ be the unit average of z_{it} in the solution that maximizes $\text{Prec}(\hat{\tau}_j)$ at time t , when the duration of lagged effects is ℓ . This means $\omega_{\ell,t}^*$, defined in (3.4), can be written as a convex combination of $\omega_{\ell,t}^*(j)$ for all j and t . Intuitively, since each $\omega_{\ell,t}^*(j)$ is chosen to maximize the precision of a single parameter $\hat{\tau}_j$, it should grow linearly in t , like the $\ell = 0$ case, except during the first ℓ or the last ℓ periods that it is truncated to 0 or 1 respectively (see Figure 4). Equipped with this observation, it is easy to see that $\omega_{\ell,t}^*$ grows linearly in t in the middle (the third stage) where all $\omega_{\ell,t}^*$ grow linearly. $\omega_{\ell,t}^*$ is constant in stage one and five, where all $\omega_{\ell,t}^*$ are constant. Moreover, $\omega_{\ell,t}^*$ has a non-linear growth in stage two and four, because some of $\omega_{\ell,t}^*(j)$ are truncated to 0 or 1.

3.3.2. Choosing A Treatment Design

Based on the optimality conditions in Theorem 3.1, we provide Algorithm 2 in Section EC.1.6 to choose a treatment design. In this subsection, we outline some general guidance on choosing a treatment design. When the specification does not have covariates ($d_x = d_u = 0$) and \mathbb{A}_ℓ is not empty, we can randomly choose one from \mathbb{A}_ℓ with equal probability. When the specification has observed, discrete-valued covariates ($d_x \neq 0$) and $\mathbb{A}_{\text{opt}}^{\text{disc}}$ is not empty, we can randomly choose one from $\mathbb{A}_\ell^{\text{disc}}$ with equal probability. The random sampling can ensure that the treatment design balances the relevant covariates for the outcomes that are omitted in the specification (3.1) and design of experiments (Hayes and Moulton 2017).

Note that $\mathbb{A}_{\text{opt}}^{\text{disc}}$ can be empty, if $|\mathcal{O}_g|(1 + \omega_{\ell,t}^*)/(2T)$ is not an integer for each stratum (similarly for \mathbb{A}_ℓ). For this case, Algorithm 2 rounds $|\mathcal{O}_g|(1 + \omega_{\ell,t}^*)/(2T)$ to the nearest integer to obtain a feasible

design. As shown in Proposition EC.1.2 in Section EC.1.5, the value of $\text{tr}(\text{Prec}(\hat{\boldsymbol{\tau}}))$ evaluated at this feasible solution is within a factor of $1 + O(1/N^2)$ of the optimal value of $\text{tr}(\text{Prec}(\hat{\boldsymbol{\tau}}))$.

If observed covariates are continuous, then we can partition units into a small number of strata based on the observed covariate values, and then randomly choose a design that satisfies the treated fraction conditions for each stratum (possibly with rounding). Prior work has suggested keeping the number of strata small to avoid over-stratification (Kernan et al. 1999), because over-stratification may lower the precision of the estimated treatment effects (De Stavola and Cox 2008).

If there are latent covariates, we suggest using the historical control data for the same set of units for the design of experiments. We can improve precision by using historical data to estimate \mathbf{u}_i , partitioning units into strata (*e.g.*, by spectral clustering), and choosing a treatment design based on the estimated \mathbf{u}_i . See Section EC.1.7 for more details.

REMARK 3.9 (CONDITIONAL AVERAGE TREATMENT EFFECT (CATE)). Suppose we are interested in using observable sources of heterogeneity \mathbf{X}_i to assess the heterogeneity in treatment effects (Robinson (1988), Wager and Athey (2018) among others). In this case, we may be interested in conditional average instantaneous and lagged effects, denoted by $\tau_j(\mathbf{X}_i)$. If \mathbf{X}_i is discrete, the designs satisfying (3.6) can maximize the precision of $\hat{\tau}_j(\mathbf{X}_i)$ for all j and \mathbf{X}_i , following that the optimality conditions for $\omega_{\ell,t}^*$ are satisfied within each stratum.

REMARK 3.10 (DISCUSSION ON ADAPTIVE DESIGN). The treatment assignments studied in this section are chosen and fixed before the experiment starts. For non-adaptive experiments, we do not pursue adaptive designs, where treatment assignments for subsequent periods can vary during the experiment, for the following reason. From Theorem 3.1, the information that matters for the treatment assignments but is unknown before the experiment starts is \mathbf{u}_i . However, the estimation of \mathbf{u}_i at the beginning of the experiment can be quite noisy, and we do not expect noisy estimates of \mathbf{u}_i can substantially help the design. See Section EC.1.7.2 for further elaboration on this.

4. Adaptive Experiments

Consider an experiment that is allowed to run T_{\max} periods. The experimenter seeks to achieve a certain precision objective by the end of the experiment. After observing some data during the experiment, the experimenter may find that achieving this objective does not need T_{\max} periods' of experimental data. In this case, the experimenter may want to terminate the experiment early in order to reduce the cost of the experiment.

In this section, we study the design and analysis of adaptive experiments, where N is fixed, but the experiment duration can vary due to the early termination. Let $\tilde{T} \in [T_{\max}]$ be the duration of the adaptive experiment, which is a random variable and unknown before the adaptive experiment starts. At any time period t , the experimenter collects data and decides whether to terminate the

experiment. If so, the experiment stops, and the realization of \tilde{T} is t ; otherwise, the experimenter makes treatment decisions for time $t + 1$. For ease of understanding, we present our algorithm and results based on the following simple specification of the observed outcome of unit i at time s

$$Y_{is} = \alpha_i + \beta_s + \tau z_{is} + \varepsilon_{is}, \quad \forall i \in [N], s \in [\tilde{T}]. \quad (4.1)$$

For simplicity, we denote instantaneous effect as τ instead of τ_0 in this section. Later, we discuss how our algorithm and results can be generalized to the specification with $\ell > 0$ and with \mathbf{X}_i and \mathbf{u}_i .

Motivated by the objective of maximizing precision in (3.2), we consider the following criterion to terminate the experiment if the precision exceeds a target threshold c at time t

$$\text{Prec}(\hat{\tau}; \boldsymbol{\omega}) = \frac{Nt}{\sigma_\varepsilon^2} \cdot \underbrace{(-2\mathbf{b}_t^\top \boldsymbol{\omega}_{1:t} - \boldsymbol{\omega}_{1:t}^\top \mathbf{P}_{1t} \boldsymbol{\omega}_{1:t})/t}_{g_\tau(\boldsymbol{\omega}, t)} \geq c, \quad (4.2)$$

where the expression of $\text{Prec}(\hat{\tau}; \boldsymbol{\omega})$ follows from Example 3.2 in the case of $\hat{\tau}$ estimated from a panel with N units and t periods. In this section, we parametrize the precision by $\boldsymbol{\omega}$ and we optimize over $\boldsymbol{\omega}$, as the precision only depends on $\boldsymbol{\omega}$ but not whom to treat under specification (4.1). This precision-based rule is equivalent to the variance-based rule to terminate the experiment when $\text{Var}(\hat{\tau}) \leq 1/c$. This type of termination rules has been used by others in different settings, such as in simulations and in sequential testing on sequentially arrived units without time effects (Chow and Robbins (1965), Glynn and Whitt (1992a), Singham and Schruben (2012) among others).

There are three key technical challenges in designing and analyzing the experiments that can be terminated early. The first challenge concerns adaptively choosing the fraction of treated units per period. Recall from Example 3.2, that $\omega_s^* = (2s - 1 - \tilde{T})/\tilde{T}$. But, since \tilde{T} is unknown before the experiment starts, or even during the experiment, choosing the optimal fraction of treated units is non-trivial. To address this challenge, we aim to adaptively improve the treatment decisions as we gather more information about \tilde{T} during the experiment.

The second challenge concerns implementing the termination rule. As long as we can estimate the critical unknown parameter σ_ε^2 in (4.2), we can determine whether to stop the experiment. There are two main difficulties in this task. The first is to have a valid implementation of the termination rule on adaptively collected data. Here, valid implementation means that the precision indeed exceeds threshold c when the experiment terminates. The second is to do it in a way that the next challenge (obtaining valid post-experiment inference of τ) can be manageable. Early stopping complicates post-experiment inference because the same data is used to make the decision about stopping and to estimate treatment effects, leading to the well-known bias that can arise when adaptive tests determine whether to terminate experiments (Johari et al. (2017) among others).

The third challenge concerns efficient estimation and inference for τ , post-experiment. Based on the adaptive nature of collected data and the implementation of experiment termination rule, we seek to choose a consistent and efficient estimator for τ that uses as many observations as possible.

We propose the Precision-Guided Adaptive Experiment (PGAE) algorithm in Section 4.2 to simultaneously tackle these three challenges. PGAE combines ideas from dynamic programming and sample splitting. In Section 4.3, we prove statistical consistency and asymptotic normality of $\hat{\tau}$ and $\widehat{\sigma}^2$, estimated by PGAE, paving the way for valid statistical inference for τ .

4.1. Estimators

To start, we first review two existing estimators and then propose a new estimator. All three estimators are extensively used in PGAE. Suppose these estimators use the data of units in a set \mathcal{S} over t periods collected so far, where t is small, but set size $|\mathcal{S}|$ can be large. In this subsection, we sub-index the estimators by \mathcal{S} and t to refer to the data used in the estimators.

The first is the within estimator for τ (Wallace and Hussain 1969). The within estimator of τ , denoted by $\hat{\tau}_{\mathcal{S},t}$, regresses \dot{Y}_{is} on \dot{z}_{is} based on the specification $\dot{Y}_{is} = \tau \dot{z}_{is} + \dot{\varepsilon}_{is}$, where for any variables $\{x_{is}\}_{(i,s) \in \mathcal{S} \times [t]}$ (e.g., Y_{is} and z_{is}), the notation \dot{x}_{is} denotes the within transformed x_{is} and is defined as

$$\dot{x}_{is} = x_{is} - \bar{x}_i - \bar{x}_{\cdot s} + \bar{x}, \quad (4.3)$$

in which \bar{x}_i , $\bar{x}_{\cdot s}$, and \bar{x} are averages of x_{is} 's over time periods, units, and both of them, respectively. The within estimator is an efficient estimation approach that does not need to estimate α_i and β_s , but produces the same estimate of τ as OLS based on (4.1) that estimates α_i and β_s .¹¹ As shown in Lemma 4.1, $\hat{\tau}_{\mathcal{S},t}$ is consistent and asymptotically normal for any finite t , when the set size $|\mathcal{S}|$ is large.

The second is the plug-in estimator for σ_ε^2 , which is used in experiment termination and post-experiment inference, and takes the form of

$$\widehat{\sigma}_{\mathcal{S},t}^2 = \frac{1}{|\mathcal{S}| \cdot (t-1)} \sum_{i \in \mathcal{S}} \sum_{s=1}^t (\dot{y}_{is} - \hat{\tau}_{\mathcal{S},t} \cdot \dot{z}_{is})^2. \quad (4.4)$$

The factor $1/(t-1)$ is for finite t correction. As shown in Lemma 4.1, $\widehat{\sigma}_{\mathcal{S},t}^2$ is consistent and asymptotically normal for any finite t .

The third is a new estimator for the variance of ε_{is}^2 , that is, $\xi_\varepsilon^2 := \mathbb{E}[(\varepsilon_{is}^2 - \sigma_\varepsilon^2)^2]$, which is used to quantify the uncertainty in our estimator for σ_ε^2 , and takes the form of

$$\widehat{\xi}_{\mathcal{S},t}^2 = \underbrace{\frac{t^2}{(t-1)^2}}_{\text{correction multiplier}} \cdot \underbrace{\frac{1}{|\mathcal{S}| \cdot t} \sum_{i \in \mathcal{S}} \left(\sum_{s=1}^t [(\dot{y}_{is} - \hat{\tau}_{\mathcal{S},t} \cdot \dot{z}_{is})^2 - \widehat{\sigma}_{\mathcal{S},t}^2] \right)^2}_{\text{plug-in estimator of } \xi_\varepsilon^2} - \underbrace{\frac{3t-2}{(t-1)^2} \cdot (\widehat{\sigma}_{\mathcal{S},t}^2)^2}_{\text{correction term}}. \quad (4.5)$$

¹¹ Regressing Y_{is} on z_{is} and unit and time dummies is the same as GLS with weight matrix $\mathbf{W} \propto \mathbf{I}_N$ in (EC.1.1). The within estimator is also called Least-Squares Dummy Variable (LSDV) estimator.

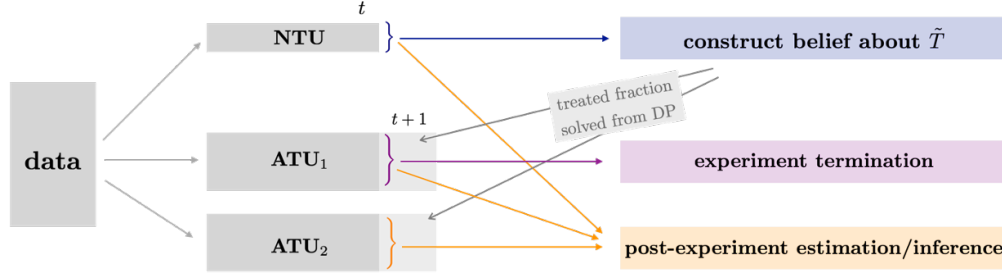


Figure 5 Illustration of PGAE.

In this estimator, both the correction multiplier and correction term are used to de-bias the plug-in estimator when t is finite. The plug-in estimator is biased, because $(\dot{y}_{is} - \hat{\tau}_{S,t} \cdot \dot{z}_{is})^2$ is not an unbiased estimator of σ_{is}^2 for each i and s , and the bias is squared in the estimation of ξ_ε^2 , which cannot be averaged out over i . Figure EC.13 in Section EC.7.1 visualizes the bias of the plug-in estimator and shows that $\hat{\xi}_{S,t}^2$ can correct for the bias in finite samples. Lemma 4.1 shows that $\hat{\xi}_{S,t}^2$ is consistent for any finite t .

4.2. Precision-Guided Adaptive Experiment (PGAE) via Dynamic Programming

PGAE simultaneously addresses the three challenges introduced at the beginning of Section 4, which is feasible through a careful partitioning of units into disjoint subsets, with each set functioning for a different purpose. Specifically, we partition units into three mutually disjoint sets \mathcal{S}_{ntu} , $\mathcal{S}_{\text{atu},1}$ and $\mathcal{S}_{\text{atu},2}$ that represent a set of non-adaptive treatment units (NTU) and two sets of adaptive treatment units (ATU), respectively. See Figure 5 for an illustration. Let $p_{\text{ntu}} = |\mathcal{S}_{\text{ntu}}|/N$, $p_{\text{atu},1} = |\mathcal{S}_{\text{atu},1}|/N$, and $p_{\text{atu},2} = |\mathcal{S}_{\text{atu},2}|/N$ be the fractions of units in these three sets. Clearly, $p_{\text{ntu}} + p_{\text{atu},1} + p_{\text{atu},2} = 1$. The sets are selected such that p_{ntu} is small and $p_{\text{atu},1} = p_{\text{atu},2}$.

Before the experiment starts, we initialize the treatment designs of \mathcal{S}_{ntu} , $\mathcal{S}_{\text{atu},1}$ and $\mathcal{S}_{\text{atu},2}$ by the optimal design of a T_{max} -period non-adaptive experiment, which is the solution without early stopping. Then the average of z_{is} over i in each set satisfies $\omega_{\text{bm},s} = (2s - 1 - T_{\text{max}})/T_{\text{max}}$ for all $s \in [T_{\text{max}}]$ (with rounding if necessary), per Example 3.2. The initial design also serves as the “benchmark” design for the adaptive experiment. The treatment design of NTU does not change during the experiment, stays equal to ω_{bm} , and observed data from NTU is used to update the treatment assignments of ATU for subsequent periods, specifically, to improve upon ω_{bm} . One of the two ATU sets ($\mathcal{S}_{\text{atu},1}$) is used to estimate σ_ε^2 , and decide whether to terminate the experiment. The other ATU set ($\mathcal{S}_{\text{atu},2}$) provides another estimate of σ_ε^2 for post-experiment inference. As we will see in Section 4.3, partitioning units into three sets is crucial for decoupling possible correlations due to data reuse and hence obtaining valid statistical inference.

Next, we illustrate how PGAE addresses each of the three challenges.

1. *Choosing a treatment design.* In order to update treatment decisions for ATU, we need to construct a belief about experiment stopping time \tilde{T} , using NTU. If we would have known σ_ε^2 , then we would exactly know the minimum stopping time \tilde{T} such that the precision (using ω_{bm}) is bigger than c in (4.2). However, σ_ε^2 is unknown in practice, but it is possible to construct the belief distribution of σ_ε^2 , which will be explained in detail below. Then we can draw samples of σ^2 from the belief distribution of σ_ε^2 . For each sampled σ^2 , we plug it into the precision expression and find the minimum duration that satisfies the stopping rule (4.2).¹² The minimum duration may vary with the sampled σ^2 . By repeatedly sampling σ^2 and finding the minimum duration, we can obtain an empirical distribution of \tilde{T} , denoted as $P_t(\tilde{T})$. See the pseudocode of the helper function `estimate_belief()` of PGAE in Section EC.3.3 for more details.

Here is our approach to constructing a belief distribution of σ_ε^2 . We first estimate σ_ε^2 from formula (4.4) using data of NTU for t periods. Let $\widehat{\sigma}_{\text{ntu},t}^2$ be the estimator. Next, we quantify the uncertainty in $\widehat{\sigma}_{\text{ntu},t}^2$. From Lemma 4.1 below, $\widehat{\sigma}_{\text{ntu},t}^2$ is consistent and asymptotically normal with

$$\sqrt{|\mathcal{S}_{\text{ntu}}| \cdot t} \cdot \frac{\widehat{\sigma}_{\text{ntu},t}^2 - \sigma_\varepsilon^2}{\hat{\xi}_{\text{ntu},t}^\dagger} \xrightarrow{d} \mathcal{N}(0, 1), \quad (4.6)$$

where $\hat{\xi}_{\text{ntu},t}^\dagger = [\hat{\xi}_{\text{ntu},t}^2 + (\widehat{\sigma}_{\text{ntu},t}^2)^2 / (t-1)]^{1/2}$ and $\hat{\xi}_{\text{ntu},t}^2$ is estimated from (4.5) using data of NTU. Let the left-hand side of (4.6) be w . We have $\sigma_\varepsilon^2 = \widehat{\sigma}_{\text{ntu},t}^2 - w \cdot \hat{\xi}_{\text{ntu},t}^\dagger / \sqrt{|\mathcal{S}_{\text{ntu}}| \cdot t}$, and we repeatedly use this formula with samples of w from $\mathcal{N}(0, 1)$ to obtain a belief distribution of σ_ε^2 .

We use a dynamic program to solve the treatment decisions for ATU. In this dynamic program, the state variable is the treated fractions up to time t , i.e., $\omega_{\text{atu},1:t}$, and the decision variable is the treated fraction for the next period ω_{t+1} .¹³ The payoff in intermediate time periods is zero, and conditional on the realization of \tilde{T} , the terminal cost is $-\tilde{T} \cdot g_\tau \left((\omega_{\text{atu},1:t}, \omega_{(t+1):\tilde{T}}), \tilde{T} \right)$, which is equivalent to our objective of maximizing precision. Here, in the dynamic program, we aim to solve ω_{t+1} that minimizes the expected terminal cost. The expectation is taken with respect to the random experiment duration \tilde{T} , and we use the empirical distribution $P_t(\tilde{T})$ learned at time t when taking the expectation. Specifically, we solve ω_t by minimizing

$$\mathbb{E}_{\tilde{T} \sim P_t(\tilde{T})} \left[-\tilde{T} \cdot g_\tau \left((\omega_{\text{atu},1:t}, \omega_{(t+1):\tilde{T}}), \tilde{T} \right) \right],$$

subject to the constraint $\omega_{\text{atu},t} \leq \omega_{t+1} \leq \omega_{t+2} \leq \dots \leq \omega_{T_{\text{max}}} \leq 1$.¹⁴ Section EC.3.1 provides more discussion on this dynamic program, and more details about the dynamic program can be found in the pseudocode of the helper function `update_treatment_design()` of PGAE in Section EC.3.3.

¹² Formally, we find T using the following approach. Let σ_0^2 be a sampled σ^2 and let $T_0 = \min \{t : Nt/\sigma_0^2 \cdot g_\tau(\omega, t) \geq c\}$ be the minimum duration such that the precision exceeds threshold c . If $T_0 \in \{t+1, t+2, \dots, T_{\text{max}}\}$, then we set T as T_0 ; otherwise, if $T_0 > T_{\text{max}}$, then we set T as T_{max} ; otherwise, if $T_0 \leq t$, then we set T as $t+1$.

¹³ Example 4.3.4 of Bertsekas (2012) also uses a dynamic program to select a threshold for terminating a sequential hypothesis testing problem, but we use a dynamic program to find the optimal design in subsequent time periods.

¹⁴ Only ω_{t+1} is the decision variable. $\omega_{t+2}, \dots, \omega_{T_{\text{max}}}$ are not decision variables, whose values can vary with \tilde{T} .

2. *Implementing the termination rule.* We use the data in $\mathcal{S}_{\text{atu},1}$ to estimate σ_ε^2 via formula (4.4). Let the estimator at time t be $\widehat{\sigma}_{\text{atu},1,t}^2$.¹⁵ We then plug $\widehat{\sigma}_{\text{atu},1,t}^2$ and $\omega_{\text{bm},1:t}$ into the termination rule (4.2) to estimate precision and decide whether to terminate the experiment. Note that using $\omega_{\text{bm},1:t}$ tends to under-estimate the precision (see Proposition EC.3.1 in Section EC.3.2), so that the experiment termination tends to be conservative. If our experiment terminates, we show in Proposition EC.3.2 in Section EC.3.2 that the true precision exceeds c with a high probability.¹⁶

3. *Efficient estimation and valid inference for τ .* In PGAE, we estimate τ using all the data of NTU and ATU over \tilde{T} periods. Let the estimator be $\hat{\tau}_{\text{all},\tilde{T}}$. We show in Theorem 4.1 below that $\hat{\tau}_{\text{all},\tilde{T}}$ is efficient and achieves the optimal convergence rate. But we only use $\mathcal{S}_{\text{atu},2}$ to estimate σ_ε^2 via formula (4.4). Let the estimator be $\widehat{\sigma}_{\text{atu},2,\tilde{T}}^2$, which is consistent, and we use $\widehat{\sigma}_{\text{atu},2,\tilde{T}}^2$ to estimate $\text{Var}(\hat{\tau})$. Note that the consistency of σ_ε^2 is sufficient for constructing valid confidence intervals for τ . Therefore the efficiency (determined by the sample size) in the estimation of σ_ε^2 is less important. The only tradeoff is that the endpoints of confidence intervals are estimated less precisely, with a larger second-order error term.¹⁷ This explains why we use only $\mathcal{S}_{\text{atu},2}$ to estimate σ_ε^2 .

In summary, PGAE takes advantage of all the data collected so far, and then jointly optimizes treatment assignments alongside the choice of whether to continue the experiment. The pseudocode for PGAE is shown in Algorithm 1, with the pseudocode for the helper functions collected in Section EC.3.3.

4.3. Analysis of the Algorithm

In this subsection, we present the asymptotic results of the estimated τ and σ_ε^2 in PGAE. These results serve two purposes. The first is to justify our approach in Section 4.2 to construct a belief about σ_ε^2 , and specifically to justify (4.6). The second is to show that the outputs of PGAE (*i.e.*, $\hat{\tau}_{\text{all},\tilde{T}}$ and $\widehat{\sigma}_{\text{atu},2,\tilde{T}}^2$) can be used for valid statistical inference and hypothesis test of treatment effect.

To start, we characterize the asymptotic properties of $\hat{\tau}_{\text{ntu},t}$, $\widehat{\sigma}_{\text{ntu},t}^2$ and $\widehat{\xi}_{\text{ntu},t}^2$, when they are estimated from non-adaptive experimental data, in Lemma 4.1. This lemma provides theoretical support for constructing the belief distribution of σ_ε^2 , and serves as a crucial intermediate step in characterizing asymptotic distributions for the outputs of PGAE.

¹⁵ For notation simplicity, we denote the estimator as $\widehat{\sigma}_{\text{atu},1,t}^2$, as opposed to $\widehat{\sigma}_{\mathcal{S}_{\text{atu},1},t}^2$.

¹⁶ Admittedly, it seems natural to use $\omega_{\text{atu},1:t}$ that may yield a more precise estimation of the precision. We do not pursue this route as it is harder to show that the post-experiment inference of τ is valid and the corresponding precision is indeed larger than c , given the complexity of the current proof.

¹⁷ The first-order error term comes from the estimation error of $\hat{\tau}_{\text{all},\tilde{T}}$.

Algorithm 1: Precision-Guided Adaptive Experiment (PGAE)

Algorithm `pgae`($N, T_{\max}, \boldsymbol{\omega}_{\text{bm}}, c, p_{\text{ntu}}, m, t_0$)

- 1 $Z_{\text{ntu}}, Z_{\text{atu},1}, Z_{\text{atu},2} \leftarrow \text{partition_initialize}(N, p_{\text{ntu}}, T_{\max})$
- 2 Run the experiment for t_0 time periods
- 3 $\widehat{\sigma}_{\text{atu},1,t}^2, \widehat{\text{Prec}}_{\text{atu},1,t} \leftarrow \text{estimate_var_prec}(Z_{\text{atu},1,1:t}, Y_{\text{atu},1,1:t}, \boldsymbol{\omega}_{\text{bm}}, N, n_{\text{atu}}, t)$
- 4 **while** $\widehat{\text{Prec}}_{\text{atu},1,t} < c$ and $t < T_{\max}$ **do**
- 5 $P_t(\cdot) \leftarrow \text{estimate_belief}(Z_{\text{ntu},1:t}, Y_{\text{ntu},1:t}, N, \boldsymbol{\omega}_{\text{bm}}, T_{\max}, t, m, c)$
- 6 $Z_{\text{atu},1,t+1}, Z_{\text{atu},2,t+1} \leftarrow \text{update_treatment_design}(Z_{\text{atu},1,1:t}, Z_{\text{atu},2,1:t}, \boldsymbol{\omega}_{\text{atu},1:t}, T_{\max}, t)$
- 7 $t \leftarrow t + 1$, and run the experiment for time period $t + 1$
- 8 $\widehat{\sigma}_{\text{atu},1,t}^2, \widehat{\text{Prec}}_{\text{atu},1,t} \leftarrow \text{estimate_var_prec}(Z_{\text{atu},1,1:t}, Y_{\text{atu},1,1:t}, \boldsymbol{\omega}_{\text{bm}}, N, n_{\text{atu}}, t)$
- 9 **end**
- 9 $\tilde{T} \leftarrow t$, and $\hat{\tau}_{\text{all},\tilde{T}} \leftarrow$ within estimator of τ from both NTU and ATU
- 10 $\widehat{\sigma}_{\text{atu},2,\tilde{T}}^2, \widehat{\text{Prec}}_{\text{atu},2,\tilde{T}} \leftarrow \text{estimate_var_prec}(Z_{\text{atu},2,1:\tilde{T}}, Y_{\text{atu},2,1:\tilde{T}}, \boldsymbol{\omega}_{\text{bm}}, N, n_{\text{atu}}, \tilde{T})$
- 11 **return** $\tilde{T}, \hat{\tau}_{\text{all},\tilde{T}}$ and $\widehat{\sigma}_{\text{atu},2,\tilde{T}}^2$

LEMMA 4.1. *Suppose Assumptions 2.1 and 2.2 hold. Under the specification (4.1), suppose ε_{is} is i.i.d. for any i and s with $\mathbb{E}[\varepsilon_{is}] = 0$, $\mathbb{E}[\varepsilon_{is}^2] = \sigma_\varepsilon^2$, $\mathbb{E}[\varepsilon_{is}^3] = 0$, and $\mathbb{E}[(\varepsilon_{is}^2 - \sigma_\varepsilon^2)^2] = \xi_\varepsilon^2$. $\hat{\tau}_{\text{ntu},t}$ and $\widehat{\sigma}_{\text{ntu},t}^2$ are consistent. As $|\mathcal{S}_{\text{ntu}}| \rightarrow \infty$, for any finite t , conditional on Z_{ntu} , we have*

$$\sqrt{|\mathcal{S}_{\text{ntu}}|} \left(\begin{bmatrix} \hat{\tau}_{\text{ntu},t} \\ \widehat{\sigma}_{\text{ntu},t}^2 \end{bmatrix} - \begin{bmatrix} \tau \\ \sigma_\varepsilon^2 \end{bmatrix} \right) \xrightarrow{d} \mathcal{N} \left(\begin{bmatrix} 0 \\ 0 \end{bmatrix}, \begin{bmatrix} \sigma_\varepsilon^2 / (t \cdot g_\tau(\boldsymbol{\omega}_{\text{ntu},1:t}, t)) & 0 \\ 0 & \xi_{\varepsilon,t}^{\dagger 2} / t \end{bmatrix} \right),$$

where $\xi_{\varepsilon,t}^{\dagger 2} = \xi_\varepsilon^2 + 2(\sigma_\varepsilon^2)^2 / (t - 1)$. Furthermore, $\sqrt{|\mathcal{S}_{\text{ntu}}|} (\hat{\xi}_{\text{ntu},t}^2 - \xi_\varepsilon^2) = O_p(1)$.

Since both $\widehat{\sigma}_{\text{ntu},t}^2$ and $\hat{\xi}_{\text{ntu},t}^2$ are consistent, $\widehat{\xi}_{\text{ntu},t}^{\dagger 2} = \hat{\xi}_{\text{ntu},t}^2 + 2(\widehat{\sigma}_{\text{ntu},t}^2)^2 / (t - 1)$ is a consistent estimator of $\xi_\varepsilon^{\dagger 2}$. From Slutsky's theorem, the asymptotic distribution in (4.6) holds.

Interestingly, $\hat{\tau}_{\text{ntu},t}$ and $\widehat{\sigma}_{\text{ntu},t}^2$ are asymptotically independent, even though we use $\hat{\tau}_{\text{ntu},t}$ in the estimation of $\widehat{\sigma}_{\text{ntu},t}^2$. The reason of asymptotic independence is as follows. The estimation error of $\hat{\tau}_{\text{ntu},t}$ is a weighted average of ε_{is} over i and s . The leading term in the estimation error of $\widehat{\sigma}_{\text{ntu},t}^2$ is the sum of a weighted average of $\varepsilon_{ju}^2 - \sigma_\varepsilon^2$ over j and u and a weighted average of $\varepsilon_{ju}\varepsilon_{jv}$ over j, u, v with $u \neq v$. Note that ε_{is} is uncorrelated with both $\varepsilon_{ju}^2 - \sigma_\varepsilon^2$ and $\varepsilon_{ju}\varepsilon_{jv}$ for all i, j, s, u, v , because ε_{is} is i.i.d. in i and s and has zero first and third moments. Therefore, the leading terms in the estimation errors of $\hat{\tau}_{\text{ntu},t}$ and $\widehat{\sigma}_{\text{ntu},t}^2$ are uncorrelated. For the non-leading terms, they are at a small order of magnitude and do not contribute to the asymptotic covariance. As $\hat{\tau}_{\text{ntu},t}$ and $\widehat{\sigma}_{\text{ntu},t}^2$ are jointly asymptotically normal, the zero asymptotic correlation implies asymptotic independence. In Section EC.7.1, we demonstrate the finite sample properties of Lemma 4.1 and asymptotic independence between $\hat{\tau}_{\text{ntu},t}$ and $\widehat{\sigma}_{\text{ntu},t}^2$.

REMARK 4.1. Lemma 4.1 holds for any finite t . In fact, when t grows to infinity, the problem is simpler, because we can show $\text{plim}_{t \rightarrow \infty} \hat{\xi}_{\varepsilon,t}^{\dagger 2} = \xi_{\varepsilon}^2$, and the plug-in estimator of ξ_{ε}^2 mentioned in formula (4.5) is consistent. In this section, we focus on the challenging case with a finite t , because we want to apply Lemma 4.1 to the estimates on NTU early in the experiment (*i.e.*, t is small).

Next we show that $\hat{\tau}_{\text{all},\tilde{T}}$ and $\widehat{\sigma}_{\text{atu},2,\tilde{T}}^2$ from PGAE can be used for valid post-experiment statistical inference and hypothesis testing for τ . To show this, there are two critical steps: (a) show the asymptotic distribution of $\hat{\tau}_{\text{all},\tilde{T}}$; (b) show that the asymptotic variance of $\hat{\tau}_{\text{all},\tilde{T}}$ can be consistently estimated using $\widehat{\sigma}_{\text{atu},2,\tilde{T}}^2$.

THEOREM 4.1. *Suppose Assumptions 2.1 and 2.2 hold, $p_{\text{ntu}} \in (0,1)$ is a fixed number as N grows. Under the specification (4.1), suppose the assumptions about ε_{is} in Lemma 4.1 hold and ε_{is} is bounded with a symmetric distribution around 0. $\hat{\tau}_{\text{all},\tilde{T}}$ and $\widehat{\sigma}_{\text{atu},2,\tilde{T}}^2$ are consistent. As $N \rightarrow \infty$,*

$$\sqrt{N} \cdot \begin{bmatrix} (\tilde{T}g_{\tau}(\boldsymbol{\omega}_{\text{all},1,\tilde{T}},\tilde{T})/\sigma_{\varepsilon}^2)^{1/2} \cdot (\hat{\tau}_{\text{all},\tilde{T}} - \tau) \\ (\tilde{T}p_{\text{atu},2}/\hat{\xi}_{\varepsilon,\tilde{T}}^{\dagger 2})^{1/2} \cdot (\widehat{\sigma}_{\text{atu},2,\tilde{T}}^2 - \sigma_{\varepsilon}^2) \end{bmatrix} \xrightarrow{d} \mathcal{N}(\mathbf{0}, I_2). \quad (4.7)$$

$\hat{\tau}_{\text{all},\tilde{T}}$ is consistent for τ with the optimal convergence rate \sqrt{N} . This result is not obvious because \mathcal{S}_{ntu} , $\mathcal{S}_{\text{atu},1}$ and $\mathcal{S}_{\text{atu},2}$ are all used to estimate τ , which could potentially lead to two sources of bias in the estimation of τ . The first is that $\hat{\tau}_{\text{all},\tilde{T}}$ depends on adaptive treatment designs, and the choice of adaptive designs depend on $\widehat{\sigma}_{\text{ntu},t}^2$ and $\hat{\xi}_{\text{ntu},t}^2$, and therefore on ε_{is} for $i \in \mathcal{S}_{\text{ntu}}$. The second is that $\hat{\tau}_{\text{all},\tilde{T}}$ depends on termination time \tilde{T} , where \tilde{T} depends on $\widehat{\sigma}_{\text{atu},1,t}^2$ and therefore on ε_{is} for $i \in \mathcal{S}_{\text{atu},1}$. Both sources may lead to the violation of the commonly made exogeneity assumption to show consistency (*i.e.*, asymptotic conditional mean of ε_{it} is zero). With a careful analysis in Lemma EC.4.4, we show this is not the case, and the asymptotic conditional mean is still zero. This is mainly because $\widehat{\sigma}_{\text{ntu},t}^2$, $\hat{\xi}_{\text{ntu},t}^2$ and $\widehat{\sigma}_{\text{atu},1,t}^2$ are all even moments of ε_{is} . With a symmetric distribution of ε_{is} around 0, conditioning on the even moments does not change the mean of ε_{is} .

The adaptivity of the design, with the termination time depending on early values of the outcomes, comes at no cost in the estimation of τ in the following sense. Suppose we run an adaptive experiment, with a distribution of termination times. Now suppose we compare this to a series of non-adaptive experiments with the same distribution of termination times. This series of non-adaptive experiments is not actually feasible, because it depends on values we do not know *ex ante*. Nevertheless, this series of experiments does not do better than our proposed adaptive experiment, in the sense that the average of the variances is the same as that for our proposed adaptive experiment. This result is surprising as the adaptive nature in choosing treatment designs and in experiment termination does not affect the estimation efficiency of $\hat{\tau}_{\text{all},\tilde{T}}$. In Section EC.7.2, we empirically show that the results of Theorem 4.1 are valid for a moderate N .

Moreover, as our adaptive treatment decisions seek to maximize $g_\tau(\cdot)$, we expect $g_\tau(\boldsymbol{\omega}_{\text{all},1:\tilde{T}}, \tilde{T}) > g_\tau(\boldsymbol{\omega}_{\text{bm},1:\tilde{T}}, \tilde{T})$ so that τ can be estimated more efficiently than the benchmark design (*i.e.*, $\text{Prec}(\hat{\tau}_{\text{all},\tilde{T}}) > (N\tilde{T}/\sigma_\varepsilon^2) \cdot g_\tau(\boldsymbol{\omega}_{\text{bm},1:\tilde{T}}, \tilde{T})$). This is shown in Proposition EC.3.1 in Section EC.3.2 for a large N , and is empirically demonstrated in Section 5.3 for a moderate N .

4.4. Extension to Carryover Model with Covariates

PGAE and Theorem 4.1 can be easily extended to the specification with $\ell > 0$ and with \mathbf{X}_i . We can continue using the within estimator for τ_0, \dots, τ_ℓ by regressing \dot{Y}_{it} on $\dot{z}_{it}, \dots, \dot{z}_{i,t-\ell}, \dot{\mathbf{X}}_i$. For the experiment termination rule, we could generalize (4.2) to $\text{tr}(\text{Prec}(\hat{\boldsymbol{\tau}})) \geq c$ or other criteria based on the objectives discussed in Section 3.2. From Lemma EC.1.2 in Section EC.1.8, the only unknown parameter in the termination rule is σ_ε^2 . Furthermore, we can partition units into strata based on \mathbf{X}_i . For each stratum, we can then continue using PGAE to construct an empirical distribution about \tilde{T} , make adaptive treatment decisions, and sequentially decide whether to terminate the experiment. We can use a similar proof to show that results in Section 4.3 continue to hold with $\hat{\tau}$ replaced by $\hat{\tau}_0, \dots, \hat{\tau}_\ell$ and $g_\tau(\boldsymbol{\omega}, \tilde{T})$ replaced by a matrix depending on $\boldsymbol{\omega}$ and \tilde{T} (see Lemma EC.1.2 for its definition).

If the specification has \mathbf{u}_i , there are multiple approaches to proceed. First, as a simple solution, we can ignore \mathbf{u}_i and run PGAE as the case without \mathbf{u}_i . This approach can be shown to be valid under suitable assumptions.¹⁸ We can further improve the precision of $\hat{\tau}_{\text{all},\tilde{T}}$ by re-estimating τ using GLS post-experiment.

Second, as a more efficient solution, if we have historical data, then we can use it to estimate \mathbf{u}_i , partition units into strata, and run PGAE on each stratum. With abundant historical data, we can precisely estimate σ_ε^2 , and therefore the minimum duration to achieve a certain precision threshold. For this case, we do not need an adaptive experiment and can instead run the non-adaptive experiment with the estimated minimum duration.

5. Empirical Applications

We run synthetic experiments on multiple real data sets to study our solutions in Sections 3 and 4.¹⁹ First, we describe the data sets that we study from multiple domains in Section 5.1. Next, in Section 5.2, we show that for non-adaptive experiments, our solutions from Section 3.3 require less than 50% of the sample size to achieve the same treatment effect estimation error as the benchmark designs. For adaptive experiments, in Section 5.3, we show that our adaptive design from PGAE can improve the precision of treatment effect estimation by more than 20%, on top of the improvements obtained by our non-adaptive designs.

¹⁸ For example, the suitable assumptions can be \mathbf{u}_i is mean zero and i.i.d. in i , and \mathbf{v}_s is i.i.d. in s .

¹⁹ Our code is available at https://github.com/ruoxuanxiong/staggered_rollout_design.

5.1. Data Descriptions

Our synthetic experiments are run on four different data sets. The first one, MarketScan Research Databases, is used for the empirical results of this section. As robustness checks, the same results are shown on the remaining three data sets in Section EC.6.1.

MarketScan research databases. These databases contain inpatient and outpatient claim records. Focusing on influenza as the primary diagnosis, there are 21,277 inpatient admissions versus 9,678,572 outpatient visits in the databases. We denote all of these as influenza visits. Our outcome variables are monthly *flu visit occurrence rates* per Metropolitan Statistical Area (MSA) and per thousand patients, which is defined as the ratio of the number of influenza visits among all enrolled patients times 1,000 for the given month in a given MSA. Moreover, our analysis focuses on the flu peak seasons that are defined as October to April of the next year. We focus on the period from October 2007 to April 2015 as the databases have few observations outside this period. This leaves us with a panel of 185 MSAs over 56 months. See Section EC.6.1 for more details.

Other data sets. The three additional data sets, as described in Section EC.6.1, are home medical visits in 61 cities over 144 weeks, grocery store transactions for 7,130 households over 97 weeks, and Lending Club loans for 956 geographic areas in the US over 139 months.

5.2. Non-Adaptive Experiments

First, in Section 5.2.1, we discuss the setup of synthetic experiments and evaluation criteria, and then present the results in Section 5.2.2.

5.2.1. Setup

Here, we first introduce the benchmark designs as well as different versions of our solution, depending on the specifications of the estimator. Then we explain how the synthetic experiment and treatment effect are generated, and then discuss the evaluation metrics that are used.

Treatment designs. We consider the following treatment designs. Illustrations of these designs in Figure 3 of Section 3 can facilitate the reading.

1. *Benchmark treatment designs:*

(a) Z_{ff} (fifty-fifty): Z_{ff} has 50% control and 50% treated units at every time period. More precisely, Z_{ff} is a rounded solution when starting with $\omega_s = 0$ for all s .

(b) Z_{ba} (before-after): Z_{ba} has all units in the control state before halftime and all units in the treatment state after halftime. More precisely, Z_{ba} is a rounded solution that starts with $\omega_s = -1$ for $s < (T + 1)/2$ and equals to $\omega_s = 1$ for $s \geq (T + 1)/2$.

(c) Z_{ffba} (fifty-fifty with before-after): Z_{ffba} has all units in the control state before halftime and half of the units in the treatment state after halftime. That is, Z_{ffba} is a rounded solution that starts with $\omega_s = -1$ for $s < (T + 1)/2$ and has $\omega_s = 0$ for $s \geq (T + 1)/2$. Z_{ffba} combines Z_{ff} and Z_{ba} , and has the simultaneous treatment adoption pattern.

2. *Variations of Z_{opt} from Section 3:* In order to assess the benefit of various features of our specification (3.1), we consider three different designs. Each one is a variant of Z_{opt} , but with different specifications of the estimator.

(a) $Z_{\text{opt,linear}}$: This design is optimal under the specification (3.1) with $\ell = 0$ and without covariates ($d_x = d_u = 0$). This design can in fact be considered as the “state-of-the-art” benchmark design since it is analogous to the optimal stepped wedge designs of Hemming et al. (2015) and Li et al. (2018) in which the treated fraction increases linearly in time. We sample $\{A_i\}_{i \in [N]}$ from \mathbb{A}_0 defined in (3.5), and the sampled $\{A_i\}_{i \in [N]}$ uniquely defines $Z_{\text{opt,linear}}$.

(b) Z_{opt} : This design a nonlinear staggered design and is optimal under the specification (3.1) with $\ell > 0$ and without covariates ($d_x = d_u = 0$). We sample $\{A_i\}_{i \in [N]}$ from \mathbb{A}_ℓ defined in (3.5), and the sampled $\{A_i\}_{i \in [N]}$ uniquely defines Z_{opt} .

(c) $Z_{\text{opt,stratified}}$: This design is also a nonlinear staggered design and is optimal under the specification (3.1) with $\ell > 0$ and with discrete-valued latent covariates ($d_x = 0, d_u > 0$). The value of this design is only demonstrated when historical control data is available, which is a realistic assumption in practice. In our empirical applications, we first estimate \mathbf{u}_i by singular value decomposition (SVD) using historical data (see “evaluation metrics” below for the construction of historical data). Next we partition units into strata based on estimated $\hat{\mathbf{u}}_i$ and randomly choose a treatment design that satisfies the conditions in (3.5) for each stratum, where the number of strata varies from 2 to 4. See Sections EC.1.7.1 and EC.1.7.2 for more details.

Synthetic non-adaptive experimental data. Since we are not aware of any specific experiment that was performed on the data, we assume the data is the control data (*i.e.*, original panel data entries are $Y_{is}(-\mathbf{1}_{\ell+1})$, for all i and s). We then create a hypothetical treatment with instantaneous and lagged effects. Given a treatment design Z , the observed outcome (in a hypothetical experiment) for unit i at time s would be (recall that $z_{is} \in \{-1, +1\}$)

$$Y_{is} = Y_{is}(-\mathbf{1}_{\ell+1}) + \sum_{j=0}^{\ell} (z_{i,s-j} + 1) \cdot \tau_j,$$

where $z_{is} = -1$ for $s \leq 0$. For the results presented in Section 5.2.2, ℓ is chosen at 2. We consider other values of ℓ in Section EC.6.2.5.

Evaluation metrics. Instead of running a single simulation on the entire panel of control data, we select m random sub-blocks of dimension $N \times (T_{\text{hist}} + T)$, where the first T_{hist} periods are historical control data and the synthetic experiment is applied to the last T periods of data. The estimated τ_j for $j \in \{0\} \cup [\ell]$ on k -th block are denoted as $\hat{\tau}_j^{(k)}$. For each design, we use the non-adaptive experimental data generated by this design to estimate τ_0, \dots, τ_ℓ using GLS with specification (3.1). As a robustness check, we also compare different estimation methods based

on different specifications as well. We report the mean and 95% confidence band of total squared estimation error $\sum_{j=0}^{\ell} (\hat{\tau}_j^{(k)} - \tau_j)^2$ which is motivated by the objective of A-optimal design, defined in Section 3.2. Note that for GLS, none of the estimation error metrics depend on the actual value of $\tau_0, \dots, \tau_{\ell}$, as discussed in Remark 3.8. For illustration purposes, we set the lagged effects to decay linearly in lag, $\tau_1 = 2\tau_0/3$, $\tau_2 = \tau_0/3$, $\tau_j = 0$ for $j > 2$, and the cumulative effect $|\tau_0 + \tau_1 + \tau_2| = 0.1(NT)^{-1} \sum_{i,t} Y_{it}(-\mathbf{1}_{\ell+1})$. The latter selection means the cumulative effect has a magnitude that is 10% of the average outcome in the panel. We verify that our results are robust to other values of τ and to a much smaller magnitude of the cumulative effect in Figure EC.8. As a robustness check, we also report the squared estimation error of cumulative effect $(\sum_{j=0}^{\ell} (\hat{\tau}_j^{(k)} - \tau_j))^2$, and metrics related to hypothesis testing, that is, the receiver operating characteristic (ROC) curve and the corresponding area under the curve (AUC) in Section EC.6.2.3.

5.2.2. Results

Staggered treatment designs outperform benchmark designs. The left subplot in Figure 6 shows the total estimation error $\sum_j (\hat{\tau}_j - \tau_j)^2$ of our nonlinear staggered design Z_{opt} and benchmark designs Z_{ff} , Z_{ba} and Z_{ffba} . Both Z_{opt} and Z_{ffba} consistently and significantly outperform Z_{ba} and Z_{ff} . The design Z_{ffba} , as a combination of Z_{ff} and Z_{ba} , performs significantly better, but is still outperformed by Z_{opt} . Specifically, by using only 50% of the sample size ($N = 25$ versus $N = 50$), Z_{opt} achieves lower estimation error than Z_{ffba} .

Nonlinear staggered design outperforms linear staggered design. The right subplot in Figure 6 compares our nonlinear staggered design Z_{opt} with the linear staggered design $Z_{\text{opt,linear}}$. When $\ell > 0$, $Z_{\text{opt,linear}}$ requires 10% more samples than Z_{opt} to achieve the same estimation error. Note that the improvement is solely because of $\ell > 0$. In fact, if $\ell = 0$, the treated fraction of $Z_{\text{opt,linear}}$ is optimal. We show this empirically in Figure EC.9 of Section EC.6.2.5 by observing that $Z_{\text{opt,linear}}$ requires about 5% fewer samples than Z_{opt} due to the higher variance of the latter.

Stratification further improves upon the staggered treatment design. The right subplot in Figure 6 additionally compares our nonlinear staggered designs *without* stratification Z_{opt} and *with* stratification $Z_{\text{opt,stratified}}$. Using $Z_{\text{opt,stratified}}$ can further reduce 20% samples to achieve the same total estimation error. Overall, this result suggests the existence of latent covariates in the original data. Therefore, when there are latent covariates, we could use the historical data that contains information about latent covariates to design a stratified experiment.

Robustness to additional data sets. Figure EC.2 in Section EC.6.2.1 shows that the above three findings continue to hold on the other three data sets, as N is varied. Figure EC.3 in Section EC.6.2.1 shows the above three findings continue to hold on all four data sets, as T is varied.

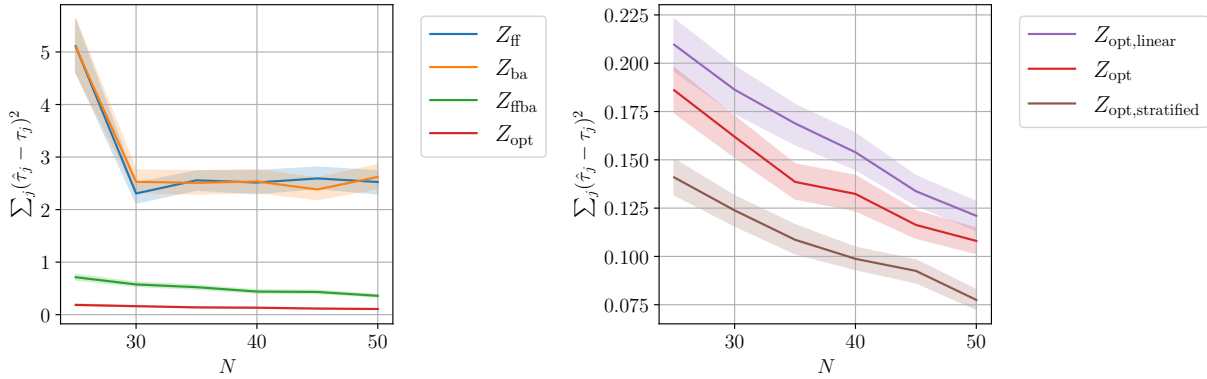


Figure 6 Comparison of various designs in non-adaptive experiments. These figures show the mean and 95% confidence band of $\sum_j (\hat{\tau}_j - \tau_j)^2$ for various designs, based on 2,000 synthetic non-adaptive experiments with $\ell = 2$, $T = 7$ and varying N . The red curve in two figures are identical. The right figure zooms in the left one.

Robustness to various specifications of the estimator. We compare the performance of various treatment designs, as the model specification varies in Figure EC.4 in Section EC.6.2.2. We show that the specification with α_i , β_t , and \mathbf{u}_i significantly outperforms the specification where either α_i , β_t , or \mathbf{u}_i is absent. Moreover, we show that $Z_{\text{opt, stratified}}$ performs best under various specifications. Therefore, both the treatment decisions (design) and specification of the estimator play important roles in reducing the estimation error.

Robustness to other evaluation metrics. The above three findings continue to hold when the evaluation metric is the squared estimation error of cumulative effect, as shown in Figure EC.7 in Section EC.6.2.3. Figure EC.6 in Section EC.6.2.3 shows the ROC curve of various designs (*i.e.*, power vs. significance level), with AUC reported in Table EC.2 in Section EC.6.2.3. Aligned with other metrics, $Z_{\text{opt, stratified}}$ has consistently higher power than all other designs.

5.3. Adaptive Experiments

In this section, we run synthetic adaptive experiments and evaluate adaptive designs produced by PGAE. We describe the experimental setup in Section 5.3.1 and then present the results in Section 5.3.2. We show the finite sample properties of Lemma 4.1 in Section EC.7.1. We also show the finite sample properties of Theorem 4.1 in Section EC.7.2, which implies the validity of the post-experiment inference using estimates produced by PGAE.

5.3.1. Setup

Suppose the adaptive experiment can run for a maximum of T_{max} periods in total and $\ell = 0$.²⁰ The adaptive experiment is terminated if the estimated precision is larger than threshold c .

Treatment designs. Overall, we consider the following three designs

²⁰The results are robust to the hypothetical intervention with carryover effects, and are available upon request.

1. Adaptive design: The design produced by PGAE, with dimension $N \times \tilde{T}$, where \tilde{T} is the actual termination time observed in the adaptive experiment.

2. Benchmark design: The initial design applied to \mathcal{S}_{ntu} , $\mathcal{S}_{\text{atu},1}$, and $\mathcal{S}_{\text{atu},2}$ with dimension $N \times \tilde{T}$, where for all $s \in [\tilde{T}]$, $N^{-1} \sum_i z_{is} = \omega_{\text{bm},s} = (2s - 1 - T_{\text{max}})/T_{\text{max}}$ which is optimal when $\tilde{T} = T_{\text{max}}$ (identical to $Z_{\text{opt,linear}}$ when $\tilde{T} = T_{\text{max}}$).

3. Oracle design: The optimal design for a \tilde{T} -period experiment for \mathcal{S}_{ntu} , $\mathcal{S}_{\text{atu},1}$, and $\mathcal{S}_{\text{atu},2}$ with dimension $N \times \tilde{T}$ and $N^{-1} \sum_i z_{is} = (2s - 1 - \tilde{T})/\tilde{T}$ (identical to $Z_{\text{opt,linear}}$ when \tilde{T} is known ex ante).

Note that the dimensionality of the three designs is the same, so we can make a fair comparison of the performance of these three designs.

Synthetic adaptive experimental data. Similar to the synthetic non-adaptive experiments, we assume the original data does not contain any specific treatment that we study. Given a treatment design Z , the observed outcome for unit i at time s ($s \leq \tilde{T}$) is $Y_{is} = Y_{is}(-1) + \tau_0(z_{is} + 1)$.

Evaluation metrics. As before, we randomly select m blocks, each with dimension $N \times T_{\text{max}}$ from the original control data. We report the mean and 95% confidence band of $(\hat{\tau}_0^{(k)} - \tau_0)^2$, where $\hat{\tau}_0^{(k)}$ is the estimated τ_0 on the synthetic experimental data of dimension $N \times \tilde{T}^{(k)}$ based on the k -th block of the original data. $\tilde{T}^{(k)}$ is equal to the value of \tilde{T} for that block; that is, \tilde{T} can vary with k .

5.3.2. Results

We show an empirical distribution of the termination time \tilde{T} in Figure 7 and the estimation error of $\hat{\tau}_0$ of various designs in Figure 8. Four observations can be made from these figures.

First, PGAE indeed terminates the experiment early when precision exceeds the threshold. As shown Figure in 7, when $T_{\text{max}} > 7$, the experiment is always terminated quite early ($\tilde{T} < T_{\text{max}}/2$). This early stopping does not compromise the estimation error as Figure 8 validates that the stopping rule works correctly and the estimation error of the adaptive design always stays below the variance threshold $1/c$. Looking at the results for different values of the threshold c , in Figure 7 and Figure EC.11, we see that the termination time tends to increase with the threshold, which is as expected.

Second, the adaptive design from PGAE consistently reduces the estimation error (*i.e.*, improves the precision) compared to the benchmark design (*i.e.*, non-adaptive design), where the benchmark design is used as initialization in PGAE. This implies that adaptive treatment decisions in PGAE can be useful in lowering the estimation error post-experiment. The reduction is more substantial for a larger T_{max} . This is because when T_{max} is larger, the benchmark design is further away from the optimal design; hence there is more room for improvement for the adaptive design. The reduction is more than 20% for $T_{\text{max}} \geq 14$.

Third, the adaptive design consistently has a larger estimation error than the oracle design. The difference between adaptive and oracle designs is primarily due to the loss in precision from not

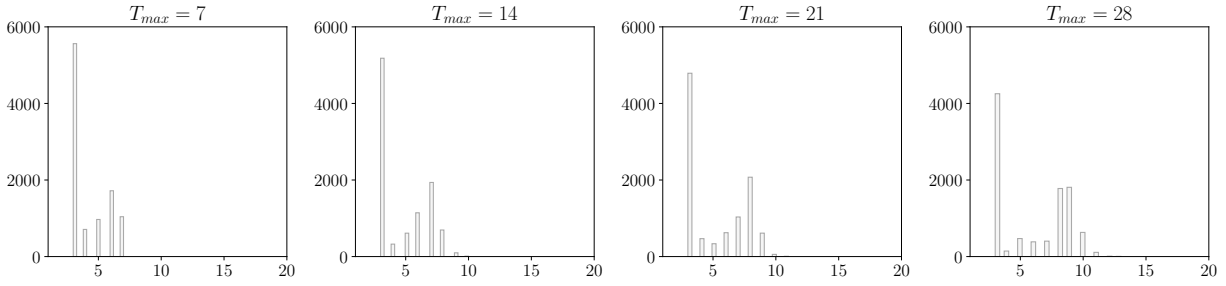


Figure 7 Empirical distribution of termination time \tilde{T} for various maximum duration. This figure shows the histogram of the termination time \tilde{T} for $T_{\max} \in \{7, 14, 21, 28\}$ and $N = 50$, based on 10,000 adaptive experiments. In PGAE, NTU and each set of ATU have 10 and 20 units, respectively. τ_0 is chosen at the minus 10% of the average monthly flu occurrence rate, *i.e.*, $\tau_0 = -0.1(N T_{\max})^{-1} \sum_{i,s} Y_{is}(-1)$. The experiment termination threshold is $c = 0.015 \cdot N / \tau_0^2 = 13.83$. The results in this figure are robust to the choice of c , as shown in Figure EC.11.

knowing \tilde{T} before the experiment starts. As the benchmark design differs from the oracle design and the treatment decisions are irreversible, the “mistakes” made in early time periods persistently continue to impact later periods. If we seek to narrow down the gap between adaptive and oracle designs, we can increase N , so that PGAE can learn the experiment termination time faster and make better treatment decisions early in the experiment.

Finally, we note that there is a different trend in how the estimation error varies with T_{\max} for different designs. For the benchmark design, the estimation error generally increases with T_{\max} . This is because as T_{\max} increases, the benchmark design deviates more from the oracle design. For the oracle design, the estimation error consistently decreases with T_{\max} . This is because \tilde{T} tends to increase with T_{\max} , as shown in Figure 7, and as a result, the precision of $\hat{\tau}_0$ using the oracle design increases with \tilde{T} .²¹ For the adaptive design, since the algorithm stops as the estimated precision reaches the fixed threshold c , we expect the estimation error to generally stay flat for various T_{\max} . But since the precision estimation is not exact, and is actually a conservative one, there is no specific pattern for fluctuations in the estimation error.

6. Concluding Remarks

In this paper, we study the optimal design of staggered rollout experiments. These experiments are particularly useful for studying the impact of treatments that have causal effects on both current and future outcomes. Our goal is to optimally make treatment decisions for every unit at every time period, in anticipation of most precisely estimating the average instantaneous and lagged effects. This optimization problem can reduce the sample size requirement and directly minimize the opportunity cost of the experiment in practice. We first study the non-adaptive

²¹ The precision of $\hat{\tau}_0$ using the oracle design equals to $N(4\tilde{T}^2 - 1)/(3\tilde{T}\sigma_\varepsilon^2)$, which increases with \tilde{T} .

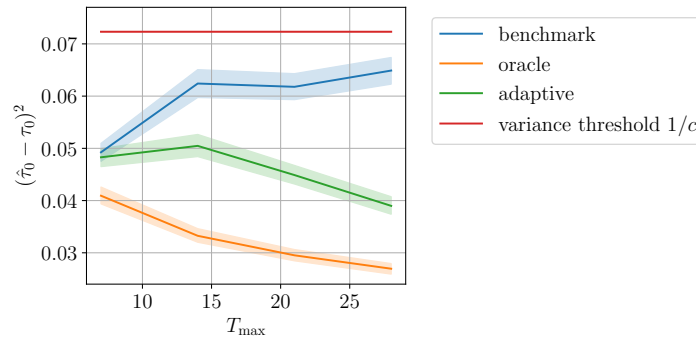


Figure 8 Comparison of various designs in adaptive experiments. This figure shows the mean and 95% confidence band of $(\hat{\tau}_0 - \tau_0)^2$ for adaptive, benchmark, and oracle designs, based on 10,000 synthetic adaptive experiments. As the precision threshold is $c = 13.83$, the corresponding variance threshold $\text{Var}(\hat{\tau})$ is $1/c = 0.072$. The results in this figure are robust to the choice of c , as shown in Figure EC.11.

experiments, where the sample size is fixed and treatment decisions are made pre-experiment. We provide a near-optimal solution to the optimization problem. We further study adaptive experiments, where the experiments can be stopped early if needed. We propose the Precision-Guided Adaptive Experimentation (PGAE) algorithm for adaptive experiments. PGAE makes adaptive treatment decisions and allows for valid post-experiment inference. Finally, synthetic experiments on multiple data sets show that our proposed solutions for non-adaptive and adaptive experiments reduce the opportunity cost of the experiments by over 50%, compared to non-adaptive design benchmarks.

References

- Abadie A, Diamond A, Hainmueller J (2010) Synthetic control methods for comparative case studies: Estimating the effect of california’s tobacco control program. *Journal of the American statistical Association* 105(490):493–505.
- Abadie A, Zhao J (2021) Synthetic controls for experimental design. *arXiv preprint arXiv:2108.02196* .
- Abaluck J, Kwong LH, Styczynski A, Haque A, Kabir MA, Bates-Jefferys E, Crawford E, Benjamin-Chung J, Raihan S, Rahman S, Benhachmi S, Bintee NZ, Winch PJ, Hossain M, Reza HM, Jaber AA, Momen SG, Rahman A, Banti FL, Huq TS, Luby SP, Mobarak AM (2021) Impact of community masking on covid-19: A cluster-randomized trial in bangladesh. *Science* .
- Angrist JD, Imbens GW, Krueger AB (1999) Jackknife instrumental variables estimation. *Journal of Applied Econometrics* 14(1):57–67.
- Angrist JD, Krueger AB (1995) Split-sample instrumental variables estimates of the return to schooling. *Journal of Business & Economic Statistics* 13(2):225–235.
- Angrist JD, Pischke JS (2008) *Mostly harmless econometrics: An empiricist’s companion* (Princeton university press).

-
- Athey S, Bayati M, Doudchenko N, Imbens G, Khosravi K (2021) Matrix completion methods for causal panel data models. *Journal of the American Statistical Association* 116(536):1716–1730.
- Athey S, Imbens G (2016) Recursive partitioning for heterogeneous causal effects. *Proceedings of the National Academy of Sciences* 113(27):7353–7360.
- Atkinson A, Donev A, Tobias R (2007) *Optimum experimental designs, with SAS*, volume 34 (Oxford University Press).
- Atkinson A, Fedorov V (1975a) The design of experiments for discriminating between two rival models. *Biometrika* 62(1):57–70.
- Atkinson AC, Fedorov VV (1975b) Optimal design: Experiments for discriminating between several models. *Biometrika* 62(2):289–303.
- Auer P (2003) Using confidence bounds for exploitation-exploration trade-offs 3(null):397–422, ISSN 1532-4435.
- Bai J (2003) Inferential theory for factor models of large dimensions. *Econometrica* 71(1):135–171.
- Bai J, Ng S (2002) Determining the number of factors in approximate factor models. *Econometrica* 70(1):191–221.
- Bajari P, Burdick B, Imbens GW, Masoero L, McQueen J, Richardson TS, Rosen IM (2023) Experimental design in marketplaces. *Statistical Science* 1(1):1–19.
- Basse GW, Ding Y, Toulis P (2023) Minimax designs for causal effects in temporal experiments with treatment habituation. *Biometrika* 110(1):155–168.
- Bastani H, Bayati M (2020) Online decision making with high-dimensional covariates. *Operations Research* 68(1):276–294.
- Bertsekas D (2012) *Dynamic programming and optimal control: Volume I*, volume 1 (Athena scientific).
- Bertsimas D, Johnson M, Kallus N (2015) The power of optimization over randomization in designing experiments involving small samples. *Operations Research* 63(4):868–876.
- Bertsimas D, Korolko N, Weinstein AM (2019) Covariate-adaptive optimization in online clinical trials. *Operations Research* .
- Bhat N, Farias VF, Moallemi CC, Sinha D (2019) Near optimal ab testing. *Management Science* .
- Bojinov I, Simchi-Levi D, Zhao J (2023) Design and analysis of switchback experiments. *Management Science* 69(7):3759–3777.
- Brown CA, Lilford RJ (2006) The stepped wedge trial design: a systematic review. *BMC medical research methodology* 6(1):54.
- Bubeck S, Cesa-Bianchi N, et al. (2012) Regret analysis of stochastic and nonstochastic multi-armed bandit problems. *Foundations and Trends® in Machine Learning* 5(1):1–122.

-
- Cachon GP, Gallino S, Olivares M (2019) Does adding inventory increase sales? evidence of a scarcity effect in us automobile dealerships. *Management Science* 65(4):1469–1485.
- Card D, Krueger AB (1994) Minimum wages and employment: A case study of the fast-food industry in new jersey and pennsylvania. *American Economic Review* 84(4):772–93.
- Chernozhukov V, Chetverikov D, Demirer M, Duflo E, Hansen C, Newey W, Robins J (2018) Double/debiased machine learning for treatment and structural parameters: Double/debiased machine learning.
- Chow YS, Robbins H (1965) On the asymptotic theory of fixed-width sequential confidence intervals for the mean. *The Annals of Mathematical Statistics* 36(2):457–462.
- Cui R, Zhang DJ, Bassamboo A (2019) Learning from inventory availability information: Evidence from field experiments on amazon. *Management Science* 65(3):1216–1235.
- De Stavola B, Cox D (2008) On the consequences of overstratification. *Biometrika* 95(4):992–996.
- Deshpande Y, Javanmard A, Mehrabi M (2021) Online debiasing for adaptively collected high-dimensional data with applications to time series analysis. *Journal of the American Statistical Association* 0(0):1–14, URL <http://dx.doi.org/10.1080/01621459.2021.1979011>.
- Deshpande Y, Mackey L, Syrgkanis V, Taddy M (2018) Accurate inference for adaptive linear models 1194–1203.
- Dette H, Melas VB, Guchenko R (2015) Bayesian t-optimal discriminating designs. *Annals of statistics* 43(5):1959.
- Dette H, Melas VB, Shpilev P, et al. (2012) T-optimal designs for discrimination between two polynomial models. *The Annals of Statistics* 40(1):188–205.
- Dette H, Melas VB, Shpilev P, et al. (2013) Robust t-optimal discriminating designs. *Annals of Statistics* 41(4):1693–1715.
- Doudchenko N, Gilinson D, Taylor S, Wernerfelt N (2019) Designing experiments with synthetic controls .
- Doudchenko N, Khosravi K, Pouget-Abadie J, Lahaie S, Lubin M, Mirrokni V, Spiess J, et al. (2021) Synthetic design: An optimization approach to experimental design with synthetic controls. *Advances in Neural Information Processing Systems* 34:8691–8701.
- Efron B (1971) Forcing a sequential experiment to be balanced. *Biometrika* 58(3):403–417.
- Fox BL (2000) Separability in optimal allocation. *Operations Research* 48(1):173–176.
- Girling AJ, Hemming K (2016) Statistical efficiency and optimal design for stepped cluster studies under linear mixed effects models. *Statistics in medicine* 35(13):2149–2166.
- Glynn PW, Johari R, Rasouli M (2020) Adaptive experimental design with temporal interference: A maximum likelihood approach. *Advances in Neural Information Processing Systems* 33:15054–15064.
- Glynn PW, Whitt W (1992a) The asymptotic efficiency of simulation estimators. *Operations research* 40(3):505–520.

-
- Glynn PW, Whitt W (1992b) The asymptotic validity of sequential stopping rules for stochastic simulations. *The Annals of Applied Probability* 2(1):180–198.
- Goldenshluger A, Zeevi A (2013) A linear response bandit problem. *Stochastic Systems* 3(1):230–261.
- Gupta S, Kohavi R, Tang D, Xu Y, Andersen R, Bakshy E, Cardin N, Chandran S, Chen N, Coey D, Curtis M, Deng A, Duan W, Forbes P, Frasca B, Guy T, Imbens GW, Saint Jacques G, Kantawala P, Katsev I, Katzwer M, Konutgan M, Kunakova E, Lee M, Lee M, Liu J, McQueen J, Najmi A, Smith B, Trehan V, Vermeer L, Walker T, Wong J, Yashkov I (2019) Top challenges from the first practical online controlled experiments summit. *SIGKDD Explor. Newsl.* 21(1):20–35, ISSN 1931-0145.
- Hamidi N, Bayati M, Gupta K (2019) Personalizing many decisions with high-dimensional covariates. volume 32.
- Hastie T, Mazumder R, Lee JD, Zadeh R (2015) Matrix completion and low-rank svd via fast alternating least squares. *The Journal of Machine Learning Research* 16(1):3367–3402.
- Hayes B (2002) Computing science: The easiest hard problem. *American Scientist* 90(2):113–117.
- Hayes RJ, Moulton LH (2017) *Cluster randomised trials* (Chapman and Hall/CRC).
- Hemming K, Haines TP, Chilton PJ, Girling AJ, Lilford RJ (2015) The stepped wedge cluster randomised trial: rationale, design, analysis, and reporting. *Bmj* 350:h391.
- Hussey MA, Hughes JP (2007) Design and analysis of stepped wedge cluster randomized trials. *Contemporary Clinical Trials* 28(2):182–191.
- Imbens GW, Rubin DB (2015) *Causal inference in statistics, social, and biomedical sciences* (Cambridge University Press).
- Johari R, Koomen P, Pekelis L, Walsh D (2017) Peeking at a/b tests: Why it matters, and what to do about it. *Proceedings of the 23rd ACM SIGKDD International Conference on Knowledge Discovery and Data Mining*, 1517–1525.
- Johari R, Li H, Liskovich I, Weintraub G (2022) Experimental design in two-sided platforms: An analysis of bias. *Management Science* .
- Ju N, Hu D, Henderson A, Hong L (2019) A sequential test for selecting the better variant: Online a/b testing, adaptive allocation, and continuous monitoring. *Proceedings of the Twelfth ACM International Conference on Web Search and Data Mining*, 492–500.
- Kernan WN, Viscoli CM, Makuch RW, Brass LM, Horwitz RI (1999) Stratified randomization for clinical trials. *Journal of clinical epidemiology* 52(1):19–26.
- Lai TL, Wei CZ (1982) Least Squares Estimates in Stochastic Regression Models with Applications to Identification and Control of Dynamic Systems. *The Annals of Statistics* 10(1):154 – 166, URL <http://dx.doi.org/10.1214/aos/1176345697>.
- Lattimore T, Szepesvári C (2020) Bandit algorithms .

-
- Lawrie J, Carlin JB, Forbes AB (2015) Optimal stepped wedge designs. *Statistics & Probability Letters* 99:210–214.
- Li F, Turner EL, Preisser JS (2018) Optimal allocation of clusters in cohort stepped wedge designs. *Statistics & Probability Letters* 137:257–263.
- Mertens S (2006) The easiest hard problem: Number partitioning. *Computational Complexity and Statistical Physics* 125(2):125–139.
- Mulvey JM (1983) Multivariate stratified sampling by optimization. *Management Science* 29(6):715–724.
- Ng A, Jordan M, Weiss Y (2001) On spectral clustering: Analysis and an algorithm. *Advances in neural information processing systems* 14.
- Nikolaev AG, Jacobson SH, Cho WKT, Sauppe JJ, Sewell EC (2013) Balance optimization subset selection (boss): An alternative approach for causal inference with observational data. *Operations Research* 61(2):398–412.
- Robinson PM (1988) Root-n-consistent semiparametric regression. *Econometrica: Journal of the Econometric Society* 931–954.
- Siegmund D (1985) *Sequential analysis: tests and confidence intervals* (Springer Science & Business Media).
- Singham DI, Schruben LW (2012) Finite-sample performance of absolute precision stopping rules. *INFORMS Journal on Computing* 24(4):624–635.
- Uciński D, Bogacka B (2005) T-optimum designs for discrimination between two multiresponse dynamic models. *Journal of the Royal Statistical Society: Series B (Statistical Methodology)* 67(1):3–18.
- Wager S, Athey S (2018) Estimation and inference of heterogeneous treatment effects using random forests. *Journal of the American Statistical Association* 113(523):1228–1242.
- Wager S, Xu K (2021) Experimenting in equilibrium. *Management Science* 67(11):6694–6715.
- Wald A (2004) *Sequential analysis* (Courier Corporation).
- Wallace TD, Hussain A (1969) The use of error components models in combining cross section with time series data. *Econometrica: Journal of the Econometric Society* 55–72.
- Wiens DP (2009) Robust discrimination designs. *Journal of the Royal Statistical Society: Series B (Statistical Methodology)* 71(4):805–829.
- Woertman W, de Hoop E, Moerbeek M, Zuidema SU, Gerritsen DL, Teerenstra S (2013) Stepped wedge designs could reduce the required sample size in cluster randomized trials. *Journal of Clinical Epidemiology* 66(7):752–758.
- Xiong R, Chin A, Taylor S (2023) Bias-variance tradeoffs for designing simultaneous temporal experiments. *The KDD'23 Workshop on Causal Discovery, Prediction and Decision*, 115–131 (PMLR).

E-Companion

| Notation | Description |
|---|--|
| $[M]$ | $\{1, 2, \dots, M\}$ for any positive integer M |
| $\mathbf{x}_{a:b}$ | (x_a, \dots, x_b) for integers a and b , $1 \leq a < b \leq n$ |
| τ_0 | average instantaneous effect |
| τ_j | average j -th period lagged effect |
| $\boldsymbol{\tau}$ | $(\tau_\ell, \dots, \tau_0)$ |
| \mathbf{y}_t | $(Y_{1t}, Y_{2t}, \dots, Y_{Nt})^\top \in \mathbb{R}^{N \times 1}$ |
| \mathbf{z}_t | $(z_{1t}, z_{2t}, \dots, z_{Nt})^\top \in \{-1, 1\}^{N \times 1}$ |
| \mathbf{y} | $(\mathbf{y}_1^\top, \mathbf{y}_2^\top, \dots, \mathbf{y}_T^\top)^\top \in \mathbb{R}^{NT \times 1}$ |
| \mathbf{z} | $(\mathbf{z}_1^\top, \mathbf{z}_2^\top, \dots, \mathbf{z}_T^\top)^\top \in \mathbb{R}^{NT \times 1}$ |
| Y | $(\mathbf{y}_1, \mathbf{y}_2, \dots, \mathbf{y}_T) \in \mathbb{R}^{N \times T}$ |
| Z | $(\mathbf{z}_1, \mathbf{z}_2, \dots, \mathbf{z}_T) \in \{-1, 1\}^{N \times T}$ |
| ω_t | equals $N^{-1} \sum_{i=1}^N z_{it}$ |
| ζ_i | equals $T^{-1} \sum_{t=1}^T z_{it}$ |
| A_i | first time that unit i adopts the treatment, $A_i \in [T] \cup \{\infty\}$ |
| A | $(A_1, \dots, A_N)^\top$ |
| α_i | unobserved unit fixed effect |
| β_t | unobserved time fixed effect |
| \mathbf{X}_i | observed covariates of dimension d_x |
| \mathbf{u}_i | observed covariates of dimension d_u |
| $\boldsymbol{\theta}_t$ | unobserved coefficients of \mathbf{X}_i at time t |
| \mathbf{v}_t | unobserved coefficients of \mathbf{v}_t at time t |
| ε_{it} | residual of unit i at time t |
| σ_ε^2 | equals $\mathbb{E}[\varepsilon_{it}^2]$ |
| ξ_ε^2 | equals $\mathbb{E}[(\varepsilon_{it}^2 - \sigma_\varepsilon^2)^2]$ |
| e_{it} | equals $\varepsilon_{it} + \mathbf{u}_i^\top \mathbf{v}_t$ |
| $\mathbf{1}_N$ | a vector of all ones of dimension N |
| \mathbf{I}_N | identity matrix of dimension $N \times N$ |
| $\hat{\tau}_j$ | estimate of τ_j |
| $\hat{\boldsymbol{\tau}}$ | estimate of $\boldsymbol{\tau}$ |
| \xrightarrow{d} | convergence in distribution |
| \xrightarrow{p} | convergence in probability |
| For a set of random variables \tilde{X}_n and constants a_n , | |
| $\tilde{X}_n = O_p(a_n)$ | the set of values \tilde{X}_n/a_n is stochastically bounded |
| $\tilde{X}_n = o_p(a_n)$ | the set of values \tilde{X}_n/a_n converges to zero in probability |
| ACov | asymptotic covariance |

Table EC.1: Mathematical notations.

Contents

| | | |
|-------------|---|-------------|
| 1 | Introduction | 1 |
| 1.1 | Summary of Contributions | 2 |
| 1.2 | Related Literature | 3 |
| 2 | Panel Experiments with Staggered Rollouts and Assumptions | 5 |
| 3 | Non-Adaptive Experiments | 8 |
| 3.1 | Estimation of Instantaneous and Lagged Effects | 8 |
| 3.2 | Optimization Problems for Treatment Decisions | 10 |
| 3.3 | Optimal Solutions | 12 |
| 4 | Adaptive Experiments | 17 |
| 4.1 | Estimators | 19 |
| 4.2 | Precision-Guided Adaptive Experiment (PGAE) via Dynamic Programming | 20 |
| 4.3 | Analysis of the Algorithm | 22 |
| 4.4 | Extension to Carryover Model with Covariates | 25 |
| 5 | Empirical Applications | 25 |
| 5.1 | Data Descriptions | 26 |
| 5.2 | Non-Adaptive Experiments | 26 |
| 5.3 | Adaptive Experiments | 29 |
| 6 | Concluding Remarks | 31 |
| EC.1 | Supplementary Material for Non-Adaptive Experiments | ec4 |
| EC.1.1 | Supplementary Material for Generalized Least Squares | ec4 |
| EC.1.2 | Supplementary Material for Theorem 3.1 | ec5 |
| EC.1.3 | D-Optimal Treatment Design | ec5 |
| EC.1.4 | Reversible Treatment Adoption Case | ec6 |
| EC.1.5 | A Rounding Approach for A Feasible Solution | ec9 |
| EC.1.6 | Supplementary Details in Choosing a Treatment Design | ec10 |
| EC.1.7 | Latent Covariates | ec10 |
| EC.1.8 | Separable Quadratic Representation | ec12 |
| EC.2 | Proof of Results for Non-Adaptive Experiments | ec14 |
| EC.2.1 | Proof of Lemma EC.1.2 | ec14 |

| | | |
|-------------|--|-------------|
| EC.2.2 | Proof of Theorem 3.1 | .ec21 |
| EC.2.3 | Proof of Proposition EC.1.2 | .ec25 |
| EC.3 | Supplementary Material for Adaptive Experiments | ec29 |
| EC.3.1 | Dynamic Program to Solve ω_{t+1} | .ec29 |
| EC.3.2 | Additional Results | .ec30 |
| EC.3.3 | Pseudo Code for Functions in PGAE | .ec33 |
| EC.4 | Proof of Results for Adaptive Experiments | ec35 |
| EC.4.1 | Proof of Lemma EC.4.2 | .ec35 |
| EC.4.2 | Proof of Theorem 4.1 | .ec45 |
| EC.5 | A Machine Learning Estimator for Treatment Effects | ec58 |
| EC.6 | Supplementary Empirical Results for Non-Adaptive and Adaptive Experiments | ec60 |
| EC.6.1 | Data Description | .ec60 |
| EC.6.2 | Supplementary Results for Non-Adaptive Experiments | .ec61 |
| EC.6.3 | Supplementary Results for Adaptive Experiments | .ec69 |
| EC.7 | Supplementary Simulation Results for Adaptive Experiments | ec71 |
| EC.7.1 | Finite Sample Properties of Lemma 4.1 | .ec71 |
| EC.7.2 | Finite Sample Properties of Theorem 4.1 | .ec73 |

EC.1. Supplementary Material for Non-Adaptive Experiments

EC.1.1. Supplementary Material for Generalized Least Squares

GLS estimates $\tau_0, \dots, \tau_\ell, \alpha_i, \beta_t$, and θ_t in (3.1) by solving the following optimization problem

$$\begin{aligned} \min_{\tau, \alpha, \beta_{(\ell+1):T}, \theta_{(\ell+1):T}} & \sum_{t=\ell+1}^T \mathbf{e}_t^\top \cdot \mathbf{W}^{-1} \cdot \mathbf{e}_t \\ \text{s.t.} & \mathbf{e}_t = \mathbf{y}_t - \boldsymbol{\alpha} - \beta_t \cdot \mathbf{1}_N - \mathbf{X}\boldsymbol{\theta}_t - \tau_0 \cdot \mathbf{z}_t - \dots - \tau_\ell \cdot \mathbf{z}_{t-\ell} \\ & \alpha_i = 0 \text{ for } i > N - d_x - 1 \end{aligned} \quad (\text{EC.1.1})$$

where $\boldsymbol{\alpha} = (\alpha_1, \dots, \alpha_N)$, $\boldsymbol{\beta}_{(\ell+1):T} = (\beta_{\ell+1}, \dots, \beta_T)$, $\boldsymbol{\theta}_{(\ell+1):T} = (\boldsymbol{\theta}_{\ell+1} | \dots | \boldsymbol{\theta}_T)$, $\mathbf{X} = (\mathbf{X}_1 | \mathbf{X}_2 | \dots | \mathbf{X}_N)^\top \in \mathbb{R}^{N \times d_x}$, and \mathbf{W} is a positive definite weighting matrix. The solution to (EC.1.1) is denoted as $(\hat{\tau}, \hat{\boldsymbol{\alpha}}, \hat{\boldsymbol{\beta}}_{(\ell+1):T}, \hat{\boldsymbol{\theta}}_{(\ell+1):T})$. In (EC.1.1), we use observed outcomes from time $\ell + 1$ to T , because these are the time periods that we have access to the current and past ℓ periods' treatment assignments. The second constraint, α_i is equal to zero for the last $d_x + 1$ units, ensures that all parameters can be uniquely identified. Below we provide a few special cases of how the estimation problem is simplified when a simpler specification is used.

EXAMPLE EC.1.1 (NO LATENT COVARIATES). If there are no latent covariates ($d_u = 0$) in (3.1), then the optimal \mathbf{W} is proportional to \mathbf{I}_N . The objective function in (EC.1.1) is then simplified to $\sum_{t=\ell+1}^T \mathbf{e}_t^\top \mathbf{e}_t$, which is the case where GLS and ordinary least squares (OLS) coincide.

EXAMPLE EC.1.2 (NO OBSERVED COVARIATES). If there are no observed covariates ($d_x = 0$), then the two constraints in (EC.1.1) are simplified to $\mathbf{e}_t = \mathbf{y}_t - \boldsymbol{\alpha} - \beta_t \cdot \mathbf{1}_N - \tau_0 \cdot \mathbf{z}_t - \dots - \tau_\ell \cdot \mathbf{z}_{t-\ell}$ and only α_N is enforced to be 0.

EXAMPLE EC.1.3 (NO TIME OR UNIT FIXED EFFECTS). If (3.1) does not include time fixed effects, then the two constraints in (EC.1.1) are simplified to $\mathbf{e}_t = \mathbf{y}_t - \boldsymbol{\alpha} - \mathbf{X}\boldsymbol{\theta}_t - \tau_0 \cdot \mathbf{z}_t - \dots - \tau_\ell \cdot \mathbf{z}_{t-\ell}$ and $\alpha_i = 0$ for $i > N - d_x$. If (3.1) does not include unit fixed effects, then (EC.1.1) only has one constraint, that is, $\mathbf{e}_t = \mathbf{y}_t - \beta_t \cdot \mathbf{1}_N - \mathbf{X}\boldsymbol{\theta}_t - \tau_0 \cdot \mathbf{z}_t - \dots - \tau_\ell \cdot \mathbf{z}_{t-\ell}$.

When (3.1) has latent covariates ($d_u > 0$), the optimal \mathbf{W} is proportional to the inverse covariance matrix of \mathbf{e}_t , which is $(\mathbf{U}\boldsymbol{\Sigma}_v\mathbf{U}^\top + \sigma_\varepsilon^2\mathbf{I}_N)^{-1}$ under Assumption 3.1 below and $\mathbf{U} = (\mathbf{u}_1 | \mathbf{u}_2 | \dots | \mathbf{u}_N)^\top \in \mathbb{R}^{N \times d_u}$. As \mathbf{U} , $\boldsymbol{\Sigma}_v$, and σ_ε^2 are unknown in practice, we can use feasible generalized least squares (FGLS). FGLS first solves (EC.1.1) using identity matrix as the weighting matrix, then estimates \mathbf{U} , $\boldsymbol{\Sigma}_v$, and σ_ε^2 , and lastly uses $(\hat{\mathbf{U}}\hat{\boldsymbol{\Sigma}}_v\hat{\mathbf{U}}^\top + \hat{\sigma}_\varepsilon^2\mathbf{I}_N)^{-1}$ as the weighting matrix to solve (EC.1.1) again.

LEMMA EC.1.1 (Gauss-Markov Theorem). *Consider a linear model $\mathbf{y} = \mathbf{X}\boldsymbol{\beta} + \text{noise}$ with $\mathbb{E}[\text{noise} | \mathbf{X}] = 0$ and $\text{Cov}[\text{noise} | \mathbf{X}] = \boldsymbol{\Omega}$. If $\boldsymbol{\Omega} = \sigma^2\mathbf{I}$, then the ordinary least squares estimator $\hat{\boldsymbol{\beta}} = (\mathbf{X}^\top\mathbf{X})^{-1}\mathbf{X}^\top\mathbf{y}$ is the best linear unbiased estimator (BLUE). Otherwise, when $\boldsymbol{\Omega}$ is not a multiple of the identity matrix, the generalized least squares estimator $\hat{\boldsymbol{\beta}} = (\mathbf{X}^\top\boldsymbol{\Omega}^{-1}\mathbf{X})^{-1}\mathbf{X}^\top\boldsymbol{\Omega}^{-1}\mathbf{y}$ is BLUE. Here, "best" means the estimator has the lowest variance among all unbiased linear estimators.*

EC.1.2. Supplementary Material for Theorem 3.1

The $a^{(\ell)}$ in Theorem 3.1 is defined as

$$a^{(\ell)} = (M^{(\ell)})^{-1}b^{(\ell)},$$

where $M^{(\ell)}$ and $b^{(\ell)}$ are defined as

$$M^{(\ell)} = \begin{bmatrix} \lfloor \ell/2 \rfloor + 1 & & & & \\ & \lfloor \ell/2 \rfloor + 2 & & & \\ & & \ddots & & \\ & & & \ddots & \\ & & & & \ell \end{bmatrix} - \frac{1}{T-\ell} \begin{bmatrix} \ell - \lfloor \ell/2 \rfloor & \ell - 1 - \lfloor \ell/2 \rfloor & \ell - 2 - \lfloor \ell/2 \rfloor & \cdots & 1 \\ \ell - 1 - \lfloor \ell/2 \rfloor & \ell - 1 - \lfloor \ell/2 \rfloor & \ell - 2 - \lfloor \ell/2 \rfloor & \cdots & 1 \\ \vdots & \vdots & \vdots & \ddots & \vdots \\ 1 & 1 & 1 & \cdots & 1 \end{bmatrix} \quad (\text{EC.1.2})$$

$$b^{(\ell)} = - \begin{bmatrix} \lfloor \ell/2 \rfloor + 1 \\ \vdots \\ \ell - 1 \\ \ell \end{bmatrix} + \frac{1}{T-\ell} \begin{bmatrix} (\lfloor \ell/2 \rfloor + 1)^2 \\ \vdots \\ (\ell - 1)^2 \\ \ell^2 \end{bmatrix} - \frac{1}{T-\ell} \begin{bmatrix} \sum_{l=1}^{\ell - \lfloor \ell/2 \rfloor} (\lfloor \ell/2 \rfloor + 1 - l) \\ \vdots \\ 2\lfloor \ell/2 \rfloor - 1 \\ \lfloor \ell/2 \rfloor \end{bmatrix} \quad (\text{EC.1.3})$$

Below we provide the expression of $\omega_{\ell,t}^*$ for $\ell = 3$, which has five stages. The example below complements the examples of $\omega_{\ell,t}^*$ for $\ell = 0, 1$ and 2 in Examples 3.2, 3.6 and 3.7.

EXAMPLE EC.1.4 ($\ell = 3$). In Theorem 3.1, $\omega_{\ell,t}^*$ takes the form of

$$\begin{aligned} \omega_1^* &= -1, & \omega_2^* &= -1 + \frac{6}{6T^2 - 44T + 79}, & \omega_3^* &= -1 + \frac{12(T-4)}{6T^2 - 44T + 79}, \\ \omega_t^* &= -1 + \frac{2t-4}{T-3} & \text{for } t &= 4, \dots, T-3, \\ \omega_{T-2}^* &= 1 - \frac{12(T-4)}{6T^2 - 44T + 79}, & \omega_{T-1}^* &= 1 - \frac{6}{6T^2 - 44T + 79}, & \omega_T^* &= 1. \end{aligned}$$

EC.1.3. D-Optimal Treatment Design

We consider the D-optimal design that minimizes the determinant of $\text{Var}(\hat{\tau})$. Note that $\text{Var}(\hat{\tau}) = \text{Prec}(\hat{\tau})^{-1}$ and $\det(\text{Var}(\hat{\tau})) = 1/\det(\text{Prec}(\hat{\tau}))$. Minimizing $\text{Var}(\hat{\tau})$ is equivalent to minimizing $1/\det(\text{Prec}(\hat{\tau}))$ and equivalent to:

$$\min_{\{A_i\}_{i \in [N]}} -\det(\text{Prec}(\hat{\tau})). \quad (\text{EC.1.4})$$

Below we consider solving (EC.1.4) for the specification $Y_{it} = \alpha_i + \beta_t + \tau_0 z_{it} + \tau_1 z_{i,t-1} + \cdots + \tau_\ell z_{i,t-\ell} + \varepsilon_{it}$. If the specification has covariates (either $d_x > 0$ or $d_u > 0$), then the role of covariates in the optimality conditions of (EC.1.4) is identical to that for the T-optimal design in Theorem 3.1.

To solve (EC.1.4), we first need to write every entry in $\text{Prec}(\hat{\tau})$ as a function of z_{it} :

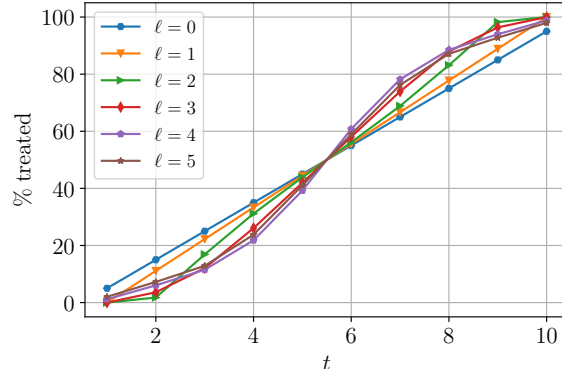


Figure EC.1 D-optimal treatment design: Optimal treated proportion $((1 + \omega_t)/2)$ at each period for a T -period treatment design and various ℓ , where $T = 10$. Different colors represent different ℓ .

$$\text{Prec}(\hat{\boldsymbol{\tau}})_{jm} = \begin{cases} -\frac{N}{\sigma_\varepsilon^2} \left[\sum_{t=j}^{T-\ell-1+j} \omega_t^2 - \frac{1}{T-\ell} \left(\sum_{t=j}^{T-\ell-1+j} \omega_t \right)^2 + \frac{T-\ell}{2} \sum_{t=1}^T (v_{T+1-t}^{(j,j)} - v_{T-t}^{(j,j)}) \omega_t \right] & j = m \\ -\frac{N}{\sigma_\varepsilon^2} \left[\sum_{t=j}^{T-\ell-1+j} \omega_t \omega_{t+m-j} - \frac{1}{T-\ell} \left(\sum_{t=j}^{T-\ell-1+j} \omega_t \right) \left(\sum_{t=m}^{T-\ell-1+m} \omega_t \right) \right. \\ \quad \left. + \frac{T-\ell}{2} \sum_{t=1}^T (v_{T+1-t}^{(j,m)} - v_{T-t}^{(j,m)}) \omega_t - \sum_{t=j}^{m-1} (\omega_t - \omega_{T-\ell+t}) \right] & j < m \\ \text{Prec}(\hat{\boldsymbol{\tau}})_{mj} & j > m \end{cases} \quad (\text{EC.1.5})$$

where $\omega_t = \frac{1}{N} \sum_{i=1}^N z_{it}$ and $v_t^{(j,m)}$ is defined as

$$v_t^{(j,m)} = \begin{cases} 1 & t \leq \ell + 1 - m \\ -\left(-1 + \frac{2(t-1-\ell+m)}{T-\ell}\right) & \ell + 1 - m < t \leq \ell + 1 - j \\ \left(-1 + \frac{2(t-1-\ell+m)}{T-\ell}\right) \left(-1 + \frac{2(t-1-\ell+j)}{T-\ell}\right) & \ell + 1 - j < t \leq T + 1 - m \\ \left(-1 + \frac{2(t-1-\ell+j)}{T-\ell}\right) & T + 1 - m < t \leq T + 1 - j \\ 1 & T + 1 - j < t \end{cases}$$

Note that each entry in $\text{Prec}(\hat{\boldsymbol{\tau}})$ is a quadratic function of ω_t . Based on the Leibniz formula for determinants, $\det(\text{Prec}(\hat{\boldsymbol{\tau}}))$ is a linear combination of $2(\ell + 1)$ products of $\ell + 1$ distinct elements in $\text{Prec}(\hat{\boldsymbol{\tau}})$ (recall that $\text{Prec}(\hat{\boldsymbol{\tau}})$ is an $(\ell + 1) \times (\ell + 1)$ matrix). Therefore, $\text{Prec}(\hat{\boldsymbol{\tau}})$ is the $2(\ell + 1)$ -th degree polynomial function of z_{it} .

It is generally infeasible to analytically solve (EC.1.4) for $\ell > 1$. We therefore use the off-the-shelf software to find the optimal ω_t . We show the optimal solution to (EC.1.4) for $T = 10$ in Figure EC.1. Similar to the T-optimal design, the optimal ω_t is symmetric with respect to the center (*i.e.*, $((T + 1)/2, 0)$). Also similar to the T-optimal design, if ℓ is larger, then the optimal ω_t is generally smaller at the beginning, increases at a faster rate in the middle, and is generally larger in the end.

EC.1.4. Reversible Treatment Adoption Case

There are two ways to look at the reversible treatment adoption case: first, each unit is treated at most once; second, units can be treated more than once. Surprisingly, the first case is a special

case of the irreversible pattern introduced in Section 2, as shown in EC.1.4.1. For the second case, we derive analogous results as those for the irreversible pattern in EC.1.4.2.

EC.1.4.1. Equivalent Representation of One-time Treatment

For the one-time treatment, such as the participation of a job-training or skill-improvement program, we can still use specification (3.1) to estimate how the effect of this one-time treatment varies with the time. However, we need to use a different definition of z_{it} in specification (3.1): $z_{it} = +1$ denotes that unit i has been treated up to time t , and $z_{it} = -1$ denotes otherwise.

An alternative approach is to use the definition of treatment variable as in the main text: Let $w_{it} = \{0, 1\}$ denote whether unit i is treated at time t ($w_{it} = 1$) or not ($w_{it} = 0$). In the case of one-time treatment, at most one of $w_{it}, \dots, w_{i,t-\ell}$ is 1. Consider the following specification using w_{it} :

$$Y_{it} = \tilde{\alpha}_i + \tilde{\beta}_t + \mathbf{X}_i^\top \boldsymbol{\theta}_t + \mathbf{u}_i^\top \mathbf{v}_t + \tilde{\tau}_0 w_{it} + \tilde{\tau}_1 w_{i,t-1} + \dots + \tilde{\tau}_\ell w_{i,t-\ell} + \varepsilon_{it}. \quad (\text{EC.1.6})$$

$\tilde{\tau}_j$ can be interpreted as the treatment effect given that a unit was treated j -period ago. If $|\tilde{\tau}_\ell| < \dots < |\tilde{\tau}_1| < |\tilde{\tau}_0|$, then the effect of the one-time treatment attenuates over time.

We can show that specification (EC.1.6) using w_{it} is equivalent to specification (3.1) using z_{it} with the change of variables:

$$\tilde{\tau}_j = 2 \sum_{k=0}^j \tau_k \quad \tilde{\alpha}_i = \alpha_i - \sum_{k=0}^{\ell} \tau_k \quad \tilde{\beta}_t = \beta_t.$$

EC.1.4.2. General Reversible Treatment Pattern

Next we consider the case where a unit can arbitrarily switch between treatment and control (*i.e.*, Assumption 2.1 is violated). Below we provide the optimality conditions of T-optimal design for this case.

PROPOSITION EC.1.1. *Suppose Assumption 2.2 holds, and the treatment is reversible. Let $\omega_t = \sum_{i=1}^N z_{it}/N$ and $\zeta_i = \sum_{t=1}^T z_{it}/T$.*

1. *Suppose τ is estimated from the least squares estimator under the specification $Y_{it} = \beta_t + \tau z_{it} + \varepsilon_{it}$. If ε_{it} is i.i.d. in i and t with mean 0 and variance σ_ε^2 , then any treatment design is optimal if it satisfies*

$$\omega_t = 0.$$

2. *Suppose τ is estimated from the least squares estimator under the specification $Y_{it} = \alpha_i + \tau z_{it} + \varepsilon_{it}$. If ε_{it} is i.i.d. in i and t with mean 0 and variance σ_ε^2 , then any treatment design is optimal if it satisfies*

$$\zeta_i = 0.$$

3. Suppose τ is estimated from the least squares estimator under the specification $Y_{it} = \alpha_i + \beta_t + \tau z_{it} + \varepsilon_{it}$. If ε_{it} is i.i.d. in i and t with mean 0 and variance σ_ε^2 , then any treatment design is optimal if it satisfies

$$\omega_t = 0, \quad \zeta_i = 0.$$

4. Suppose τ is estimated from the least squares estimator under the specification $\alpha_i + \beta_t + \mathbf{X}_i^\top \boldsymbol{\theta}_t + \mathbf{u}_i^\top \mathbf{v}_t + \tau_0 z_{it} + \tau_1 z_{i,t-1} + \cdots + \tau_\ell z_{i,t-\ell} + \varepsilon_{it}$ for $\ell \geq 0$. Suppose the assumptions in Theorem 3.1 hold, and both \mathbf{X}_i and \mathbf{u}_i are discrete-valued. Let $\omega_{g,t} = \frac{1}{|\mathcal{O}_g|} \sum_{i \in \mathcal{O}_g} z_{it}$, where $\mathcal{O}_g = \{i : X_i = x_g, u_i = u_{0,g}\}$. Any treatment design is optimal if it satisfies

$$\omega_{g,t} = 0, \text{ for all } t \text{ and } g, \quad \zeta_i^{(j)} = 0, \text{ for all } i \text{ and } j,$$

where $\zeta_i^{(j)} = \sum_{t=j}^{T-\ell+j-1} z_{it} / (T - \ell)$

Proof of Proposition EC.1.1 1. Under the specification $Y_{it} = \beta_t + \tau z_{it} + \varepsilon_{it}$, the precision of $\hat{\tau}$ equals

$$\text{Prec}(\hat{\tau}) = NT - N \sum_{t=1}^T \omega_t^2.$$

The precision is maximized at $\omega_t = 0$.

2. Under the specification $Y_{it} = \alpha_i + \tau z_{it} + \varepsilon_{it}$, the precision of $\hat{\tau}$ equals

$$\text{Prec}(\hat{\tau}) = NT - T \sum_{i=1}^N \zeta_i^2.$$

The precision is maximized at $\zeta_i = 0$.

3. Under the specification $Y_{it} = \alpha_i + \beta_t + \tau z_{it} + \varepsilon_{it}$, from the proof of Lemma EC.1.2, the precision of $\hat{\tau}$ equals

$$\text{Prec}(\hat{\tau}) = NT - \left(T \sum_{i=1}^N \zeta_i^2 - \frac{N}{T} \left(\sum_{t=1}^T \omega_t \right)^2 + N \sum_{t=1}^T \omega_t^2 \right).$$

The precision is maximized at $\zeta_i = 0$ and $\omega_t = 0$, given that $\sum_{t=1}^T \omega_t^2 - \frac{1}{T} \left(\sum_{t=1}^T \omega_t \right)^2$ is minimized at $\omega_t = 0$.

4. Under the specification $Y_{it} = \alpha_i + \beta_t + \mathbf{X}_i^\top \boldsymbol{\theta}_t + \mathbf{u}_i^\top \mathbf{v}_t + \tau_0 z_{it} + \tau_1 z_{i,t-1} + \cdots + \tau_\ell z_{i,t-\ell} + \varepsilon_{it}$, the role of observed and latent covariates in the optimal design is the same as that in Theorem 3.1. The major difference with Theorem 3.1 is the optimal treated fraction conditions. Note that the precision matrix $\text{Prec}(\hat{\tau})$ takes the form of (see Equation (EC.2.2)),

$$\text{Prec}(\hat{\tau}) = \mathbf{Z}_\ell^\top \boldsymbol{\Sigma}_e^{-1} (\boldsymbol{\Sigma}_e - \boldsymbol{\Gamma} (\boldsymbol{\Gamma}^\top \boldsymbol{\Sigma}_e^{-1} \boldsymbol{\Gamma})^{-1} \boldsymbol{\Gamma}^\top) \boldsymbol{\Sigma}_e^{-1} \mathbf{Z}_\ell$$

where the (j, j) -th entry (*i.e.*, diagonal entry) in $\text{Prec}(\hat{\tau})$ takes the form of (see Equations (EC.2.3) and (EC.2.4) in Lemma EC.2.1, and the proof of Lemma EC.1.2)

$$N(T - \ell) - \left[N \sum_{t=j}^{T-\ell+j-1} \omega_t^2 - \frac{N}{T-\ell} \left(\sum_{t=j}^{T-\ell+j-1} \omega_t \right)^2 + (T - \ell) \sum_{i=1}^N (\zeta_i^{(j)})^2 \right] \\ - \frac{N}{\sigma_\varepsilon^2} \sum_{j=1}^{\ell+1} f_{j,\mathbf{X}}(Z) - \frac{N}{\sigma_\varepsilon^2} \sum_{j=1}^{\ell+1} f_{j,\mathbf{U}}(Z)$$

$f_{j,\mathbf{X}}(Z)$ and $f_{j,\mathbf{U}}(Z)$ are defined in Lemma EC.1.2. The (j, j) -th entry in $\text{Prec}(\hat{\tau})$ is maximized at $\omega_t = 0$ for all t and $\zeta_i^{(j)} = 0$ for all i . Moreover both $f_{j,\mathbf{X}}(Z)$ and $f_{j,\mathbf{U}}(Z)$ are minimized at $\omega_{g,t} = 0$. The T-optimal design maximizes the trace of the precision matrix, which is satisfied by the solution provided in Lemma EC.1.1.4.

We conclude the proof of Lemma EC.1.1. \square

EC.1.5. A Rounding Approach for A Feasible Solution

When there does not exist a feasible solution in $\mathbb{A}_{\text{opt}}^{\text{disc}}$, we suggest using the nearest integer rounding rule as follows to obtain a feasible $\{A_i\}_{i \in [N]}$.

Nearest integer rounding rule: If the number of treated units for each stratum suggested by Theorem 3.1, *i.e.*, is not an integer,

$$\frac{|\mathcal{O}_g|(1 + \omega_{\ell,t}^*)}{2T}$$

we suggest rounding it to an integer using the nearest integer rule. We separate the number of treated units into the integer and decimal parts

$$\frac{|\mathcal{O}_g|(1 + \omega_{\ell,t}^*)}{2T} = \underbrace{\left\lfloor \frac{|\mathcal{O}_g|(1 + \omega_{\ell,t}^*)}{2T} \right\rfloor}_{N_{\text{treated},g,t}^{\text{int}}} + \underbrace{\left(\frac{|\mathcal{O}_g|(1 + \omega_{\ell,t}^*)}{2T} - \left\lfloor \frac{|\mathcal{O}_g|(1 + \omega_{\ell,t}^*)}{2T} \right\rfloor \right)}_{N_{\text{treated},g,t}^{\text{dec}}}$$

The nearest integer rounding rule works as follows

- If the decimal part $N_{\text{treated},g,t}^{\text{dec}} < 0.5$, or if $N_{\text{treated},g,t}^{\text{dec}} = 0.5$ with $t < T/2$, then the rounded number of treated units is

$$\frac{1}{|\mathcal{O}_g|} \sum_{i \in \mathcal{O}_g} \mathbf{1}_{A_i^{\text{rnd}} \leq t} = N_{\text{treated},g,t}^{\text{int}}$$

- Otherwise, the rounded number of treated units is

$$\frac{1}{|\mathcal{O}_g|} \sum_{i \in \mathcal{O}_g} \mathbf{1}_{A_i^{\text{rnd}} \leq t} = N_{\text{treated},g,t}^{\text{int}} + 1$$

Let Z^{rnd} be the treatment design satisfying the rounded number of treated units for each stratum. Let $Z^{\text{int}*}$ be the optimal integer solution to optimization problem (3.2). $\text{tr}(\text{Prec}(\hat{\tau}))_Z$ be the objective function (3.2) (*i.e.* $\text{tr}(\text{Prec}(\hat{\tau}))$) evaluated at Z .

The following proposition bounds the difference between $\text{tr}(\text{Prec}(\hat{\tau}))_{Z^{\text{rnd}}}$ and $\text{tr}(\text{Prec}(\hat{\tau}))_{Z^{\text{int}*}}$.

PROPOSITION EC.1.2. *Suppose the assumptions in Theorem 3.1 hold, $d_u = 0$ and N is even, and $x_{k,\max} = \max_g |x_{gk}|$ is finite, where x_{gk} is the k -th coordinate of x_g for all strata g . We have*

$$\text{tr}(\text{Prec}(\hat{\boldsymbol{\tau}}))_{Z^{\text{rnd}}} = \text{tr}(\text{Prec}(\hat{\boldsymbol{\tau}}))_{Z^{\text{int}*}} \cdot \left(1 + O\left(\frac{1 + \sum_{k=1}^{d_x} x_{k,\max}^2}{N_{\min}^2}\right) \right).$$

Since the probability of each realization of \mathbf{X}_i is bounded away from 0 and $x_{k,\max}$ is finite, we have $O\left((1 + \sum_{k=1}^{d_x} x_{k,\max}^2)/N_{\min}^2\right) = O(1/N^2)$ as $N \rightarrow \infty$. However, if G is large compared with N (or \mathbf{X}_i takes infinitely many values), $\text{tr}(\text{Prec}(\hat{\boldsymbol{\tau}}))_{Z^{\text{rnd}}}$ could be much larger than $\text{tr}(\text{Prec}(\hat{\boldsymbol{\tau}}))_{Z^{\text{int}*}}$. In this case, we could instead partition units into only a few (*e.g.*, 2 or 3) groups based on their covariates' values using K -means or some other methods. Within each group, the treated fraction conditions are satisfied.

EC.1.6. Supplementary Details in Choosing a Treatment Design

In Algorithm 2, we provide a procedure to randomly choose a treatment design for each stratum based on the treated fraction conditions. If there are no covariates (in the outcome model), then this is the case where we only have one stratum that consists of all experimental units.

We want to highlight that Algorithm 2 allows for the case where the treatment fraction conditions in Theorem 3.1 can not be exactly satisfied for any treatment design. For this case, Algorithm 2 uses the nearest integer rounding algorithm in EC.1.5 in choosing a treatment design.

EC.1.7. Latent Covariates

EC.1.7.1. Estimation of latent covariates

If there are latent covariates, we suggest, whenever possible, using the historical control data for the same set of units in designing the experiment. This is because historical data has information about \mathbf{u}_i . Below we provide a heuristic approach to using historical data to find a better treatment design.

We can apply singular value decomposition (SVD) to the historical data and take the top singular vectors as the estimated \mathbf{u}_i , denoted as $\hat{\mathbf{u}}_i$. We can use cross-validation to choose the number of singular vectors. Specifically, we can partition the historical data in the time dimension into training and validation sets. Then we estimate the singular vectors on the training set, and design synthetic experiments on the validation set based on various numbers of singular vectors. Finally, we can select the optimal number of singular vectors whose experimental design has the lowest estimation error of treatment effects on the validation set.

We suggest using SVD with cross-validation for the following reason. Since the time horizon T of the experiment is typically short (*e.g.*, one flu season with $T = 7$ in our empirical application, and short T is the regime where statistical power is a concern), it is typically sufficient to account for

Algorithm 2: Choose a treatment design for each stratum g

```

1 Inputs:  $|\mathcal{O}_g|, [\omega_{\ell,t}^*]_{t \in [T]}$ 
2 for  $t = 1, \dots, T$  do
3    $N_{\text{treated},g,t}^{\text{int}} \leftarrow \lfloor |\mathcal{O}_g|(1 + \omega_{\ell,t}^*)/2 \rfloor$ ;
4    $N_{\text{treated},g,t}^{\text{dec}} \leftarrow |\mathcal{O}_g|(1 + \omega_{\ell,t}^*)/2 - N_{\text{treated},g,t}^{\text{int}}$  ;
5   if  $N_{\text{treated},g,t}^{\text{dec}} < 0.5$  or  $N_{\text{treated},g,t}^{\text{dec}} = 0.5$  with  $t < T/2$  then
6      $N_{g,t} \leftarrow N_{\text{treated},g,t}^{\text{int}}$  ;
7   else
8      $N_{g,t} \leftarrow N_{\text{treated},g,t}^{\text{int}} + 1$  ;
9   end
10 end
11  $f(\cdot) \leftarrow$  a random function that shuffles  $\{1, 2, \dots, |\mathcal{O}_g|\}$ ;
12  $Z_g \leftarrow [-1]^{|\mathcal{O}_g| \times T}$  ;
13 for  $i = 1, \dots, |\mathcal{O}_g|$  do
14   for  $t = 1, \dots, T$  do
15     if  $f(i) \leq N_{g,t}$  then
16        $z_{g,it} \leftarrow 1$  ;
17     else
18        $z_{g,it} = -1$  ;
19     end
20   end
21 end
22 return  $Z_g$ ;

```

the first one or two latent factors in the feasible GLS estimator. Then it is natural to account for the top a few latent factors in the design of experiments, where SVD with cross-validation seems to be a reasonable approach.

If historical data have missing observations, or if both the historical data and experimental data have a long time horizon (where it is reasonable to estimate more latent factors), then we could use low-rank matrix estimation with nuclear norm regularization to estimate latent covariates from the historical data.

EC.1.7.2. Non-adaptive treatment design based on latent covariates

We can first estimate latent covariates by SVD from historical data, and then treat $\hat{\mathbf{u}}_i$ as “observed” covariates in the design of non-adaptive experiments. If $\hat{\mathbf{u}}_i$ is continuous, then we can partition units into strata based on $\hat{\mathbf{u}}_i$ by applying k -means clustering on the largest singular vectors, similar to observed continuous-valued covariates. Here the number of clusters k can be chosen by cross-validation. Each cluster of units from k -means clustering is a stratum, and we can apply Algorithm 2 to randomly choose a treatment design for each stratum.

The approach of stratifying based on top singular vectors is conceptually similar to spectral clustering, which enjoys nice theoretical and empirical properties (see *e.g.*, Ng et al. (2001)) and works well in our empirical applications. Admittedly, it is possible to stratify based on the ideas of other clustering algorithms (*e.g.*, density-based clustering, mean-shift clustering), and we leave this for future work.

Note that it seems possible to use the currently available experimental data to improve the estimation precision of $\hat{\mathbf{u}}_i$ and treatment decisions for subsequent experimental periods. However, we do not pursue this route for two reasons.

First, if historical data does not have many periods, then $\hat{\mathbf{u}}_i$ can be quite noisy early in the experiment. We may not want to use noisy estimates of \mathbf{u}_i for treatment decisions, because the mistakes we make in the early periods (due to very noisy estimates of \mathbf{u}_i) can carry over to later periods. We have verified this in numerical simulations but did not include them in the paper, given the paper is quite lengthy already.

Second, if historical data has many periods, which allows us to precisely estimate \mathbf{u}_i , then having a few more experimental periods can only marginally improve the precision of $\hat{\mathbf{u}}_i$ and treatment allocations. This is because the convergence rate of $\hat{\mathbf{u}}_i$ is \sqrt{T} (Bai 2003).

EC.1.8. Separable Quadratic Representation

In this subsection, we state a critical lemma that shows $\text{tr}(\text{Prec}(\hat{\boldsymbol{\tau}}))$ can be decomposed into three separable quadratic functions: the first one does not depend on \mathbf{X} and \mathbf{U} , the second one only depends on \mathbf{X} , and the third one only depends on \mathbf{U} . The solutions to each of these three show the effects of fixed effects, observed covariates, and latent covariates on the optimal treatment assignments, respectively. If a solution simultaneously optimizes all three quadratic functions, then this solution is an optimal solution to (3.2).

LEMMA EC.1.2 (Separable Quadratic Representation). *Suppose Assumptions 2.1, 2.2, and 3.1 hold. Suppose $\hat{\boldsymbol{\tau}}$ is estimated from the infeasible GLS with $\mathbf{W} = [w_{ij}] \propto (\mathbf{U}\boldsymbol{\Sigma}_v\mathbf{U}^\top + \sigma_\varepsilon^2\mathbf{I}_N)^{-1}$, rows in \mathbf{X} and \mathbf{U} are demeaned, that is, $\sum_{i=1}^N \mathbf{X}_i = \mathbf{0}_{d_x}$ and $\sum_{i=1}^N \mathbf{u}_i = \mathbf{0}_{d_u}$, $\sum_{i=1}^N \mathbf{X}_i \mathbf{u}_i^\top = \mathbf{0}_{d_x, d_u}$, and $\boldsymbol{\Sigma}_v = \sigma_\varepsilon^2 \cdot \mathbf{I}_{d_u}$. Let $T_\ell = T - \ell$ and $j_\ell = j + T_\ell - 1$ for all j . Then $\text{tr}(\text{Prec}(\hat{\boldsymbol{\tau}}))$ takes the form of*

$$\text{tr}(\text{Prec}(\hat{\boldsymbol{\tau}})) = -\frac{N}{\sigma_\varepsilon^2} \sum_{j=1}^{\ell+1} \left(\underbrace{(\boldsymbol{\omega}_{j:j_\ell})^\top \mathbf{P}_{\mathbf{1}_{T_\ell}} \boldsymbol{\omega}_{j:j_\ell} + 2\mathbf{b}_\ell^\top \boldsymbol{\omega}_{j:j_\ell}}_{f_{j,1}(Z)} + \underbrace{\sum_{k=1}^{d_x} (\boldsymbol{\omega}_{j:j_\ell}^{x_k})^\top \mathbf{P}_{\mathbf{1}_{T_\ell}} \boldsymbol{\omega}_{j:j_\ell}^{x_k}}_{f_{j,\mathbf{X}}(Z)} + \underbrace{\frac{1}{N} \mathbf{z}_{j:j_\ell}^\top \mathbf{M}_{\mathbf{U}} \mathbf{z}_{j:j_\ell}}_{f_{j,\mathbf{U}}(Z)} \right), \quad (\text{EC.1.7})$$

where $\boldsymbol{\omega}_{j:j_\ell} = (\omega_j, \dots, \omega_{j_\ell})^\top$ with $\omega_t = \frac{1}{N} \sum_{i=1}^N z_{it}$, $\boldsymbol{\omega}_{j:j_\ell}^{x_k} = (\omega_j^{x_k}, \dots, \omega_{j_\ell}^{x_k})^\top$ with $\omega_t^{x_k} = \frac{1}{N} \sum_{i=1}^N X_{ik} z_{it}$, $\mathbf{z}_{j:j_\ell} = (\mathbf{z}_j^\top, \dots, \mathbf{z}_{j_\ell}^\top)^\top \in \{-1, +1\}^{NT_\ell \times 1}$, $\mathbf{P}_{\mathbf{1}_{T_\ell}} = \mathbf{I}_{T_\ell} - \frac{1}{T_\ell} \mathbf{1}_{T_\ell} \mathbf{1}_{T_\ell}^\top$, $\mathbf{b}_\ell = [b_{\ell,t}] \in [-1, 1]^{T_\ell}$ with $b_{\ell,t} = \frac{T_\ell + 2 - 2t}{T_\ell}$, and $\mathbf{M}_{\mathbf{U}} = \mathbf{P}_{\mathbf{1}_{T_\ell}} \otimes \mathbf{U}(\mathbf{I}_{d_u} + \mathbf{U}^\top \mathbf{U})^{-1} \mathbf{U}^\top$.²²

²² “ \otimes ” is the Kronecker product.

From Lemma EC.1.2, maximizing $\text{tr}(\text{Prec}(\hat{\tau}))$ is equivalent to

$$\min_{\{A_i\}_{i \in [N]}} \underbrace{\sum_{j=1}^{\ell+1} f_{j,1}(Z)}_{f_1(Z)} + \underbrace{\sum_{j=1}^{\ell+1} f_{j,\mathbf{X}}(Z)}_{f_{\mathbf{X}}(Z)} + \underbrace{\sum_{j=1}^{\ell+1} f_{j,\mathbf{U}}(Z)}_{f_{\mathbf{U}}(Z)}. \quad (\text{EC.1.8})$$

If we can find an $\{A_i\}_{i \in [N]}$ that simultaneously minimizes each of $f_1(Z)$, $f_{\mathbf{X}}(Z)$, and $f_{\mathbf{U}}(Z)$, then this $\{A_i\}_{i \in [N]}$ minimizes (EC.1.8). In the following, we separately analyze the three sub-problems of (EC.1.8): $\min_{\{A_i\}_{i \in [N]}} f_1(Z)$, $\min_{\{A_i\}_{i \in [N]}} f_{\mathbf{X}}(Z)$, and $\min_{\{A_i\}_{i \in [N]}} f_{\mathbf{U}}(Z)$.

We first consider the sub-problem $\min_{\{A_i\}_{i \in [N]}} f_1(Z)$. The solution to this problem characterizes the effect of the presence of two-way fixed effects, α_i and β_t on the optimal treatment assignments. Note that $f_1(Z)$ is a sum of quadratic and linear terms:

$$f_1(Z) = \sum_{j=1}^{\ell+1} ((\boldsymbol{\omega}_{j:j_\ell})^\top \mathbf{P}_{\mathbf{1}_{T_\ell}} \boldsymbol{\omega}_{j:j_\ell} + 2\mathbf{b}_\ell^\top \boldsymbol{\omega}_{j:j_\ell}). \quad (\text{EC.1.9})$$

It is possible to provide the analytical solution to $\min_{\{A_i\}_{i \in [N]}} f_1(Z)$ based on its first order condition. The analytical solution is provided in (3.4).

Next we consider the other two sub-problems: $\min_{\{A_i\}_{i \in [N]}} f_{\mathbf{X}}(Z)$ and $\min_{\{A_i\}_{i \in [N]}} f_{\mathbf{U}}(Z)$. The solution to these two problems characterizes the effects of the presence of \mathbf{X}_i and/or \mathbf{u}_i on the optimal treatment assignments, respectively. Note that both $f_{\mathbf{X}}(Z)$ and $f_{\mathbf{U}}(Z)$ are sums of quadratic functions of $\{\mathbf{z}_t\}_{t=1}^T$ that do not have linear terms. The Hessian of $f_{\mathbf{X}}(Z)$ and $f_{\mathbf{U}}(Z)$ are both semidefinite, following the definition of two matrices in $f_{\mathbf{X}}(Z)$ and $f_{\mathbf{U}}(Z)$, *i.e.*, $\mathbf{P}_{\mathbf{1}_{T_\ell}} = \mathbf{I}_{T_\ell} - \frac{1}{T_\ell} \mathbf{1}_{T_\ell} \mathbf{1}_{T_\ell}^\top$ and $\mathbf{M}_{\mathbf{U}} = \mathbf{P}_{\mathbf{1}_{T_\ell}} \otimes \mathbf{U}(\mathbf{I}_{d_u} + \mathbf{U}^\top \mathbf{U})^{-1} \mathbf{U}^\top$. Then the minimum possible value of $f_{\mathbf{X}}(Z)$ and $f_{\mathbf{U}}(Z)$ is 0. As shown in Theorem 3.1 below, the minimum value of $f_{\mathbf{X}}(Z)$ can be achieved if $\{A_i\}_{i \in [N]} \in \mathbb{A}_{\mathbf{X}}$, and the minimum value of $f_{\mathbf{U}}(Z)$ can be achieved if $\{A_i\}_{i \in [N]} \in \mathbb{A}_{\mathbf{U}}$.

EC.2. Proof of Results for Non-Adaptive Experiments

We can combine β_t with θ_t in the specification (3.1), that is,

$$Y_{it} = \alpha_i + \underbrace{\begin{bmatrix} 1 & \mathbf{X}_i^\top \end{bmatrix}}_{\tilde{\mathbf{x}}_i^\top} \begin{bmatrix} \beta_t \\ \theta_t \end{bmatrix} + \tau_0 z_{it} + \tau_1 z_{i,t-1} + \cdots + \tau_\ell z_{i,t-\ell} + \underbrace{\mathbf{u}_i^\top \mathbf{v}_t + \varepsilon_{it}}_{e_{it}}.$$

Denote $p := d_x + 1$, and then $\tilde{\mathbf{X}}_i \in \mathbb{R}^p$. Denote $\zeta_i = \frac{1}{T} \sum_{t=1}^T z_{it}$ for all i and $\tilde{\omega}_t = \frac{1}{N} \sum_{i=1}^N \tilde{\mathbf{X}}_i z_{it} \in \mathbb{R}^p$ for all t .

We write the potential outcomes from time $\ell + 1$ to T into a vectorized form, and then we have

$$\mathbf{y}_{(\ell+1):T} = \begin{bmatrix} \mathbf{z}_{1:(T-\ell)} & \cdots & \mathbf{z}_{\ell:(T-1)} & \mathbf{z}_{(\ell+1):T} & \mathbf{\Gamma} \end{bmatrix} \begin{bmatrix} \boldsymbol{\tau} \\ \boldsymbol{\alpha}_{1:(N-p)} \\ \boldsymbol{\beta}_{(\ell+1):T} \\ \boldsymbol{\theta}_{(\ell+1):T} \end{bmatrix} + \mathbf{e}_{(\ell+1):T},$$

where $\hat{\boldsymbol{\tau}} = (\tau_\ell, \dots, \tau_0)$,

$$\mathbf{\Gamma} = \begin{bmatrix} \tilde{\mathbf{I}}_{N-p} & \mathbf{1}_N & \mathbf{X} & & & \\ \tilde{\mathbf{I}}_{N-p} & & \mathbf{1}_N & \mathbf{X} & & \\ \vdots & & & \ddots & & \\ \tilde{\mathbf{I}}_{N-p} & & & & \mathbf{1}_N & \mathbf{X} \end{bmatrix} = \begin{bmatrix} \tilde{\mathbf{I}}_{N-p} & \tilde{\mathbf{X}} & & & \\ \tilde{\mathbf{I}}_{N-p} & \tilde{\mathbf{X}} & & & \\ \vdots & & \ddots & & \\ \tilde{\mathbf{I}}_{N-p} & & & & \tilde{\mathbf{X}} \end{bmatrix} \in \mathbb{R}^{(N(T-\ell)) \times (N+(T-\ell-1)p)},$$

$\tilde{\mathbf{I}}_{N-p} = [\mathbf{I}_{N-p} \ \mathbf{0}_{N-p,p}]^\top \in \mathbb{R}^{N \times (N-p)}$, \mathbf{I}_{N-p} is an identity matrix of dimension $(N-p) \times (N-p)$ and $\mathbf{0}_{N-p,p}$ is a matrix of 0. Note that we restrict $\boldsymbol{\alpha}_{(N-p+1):N} = \mathbf{0}$ such that all other α_i and β_t can be uniquely identified.

Let

$$\mathbf{Z}_\ell = [\mathbf{z}_{(\ell+1):T} \ \mathbf{z}_{\ell:(T-1)} \ \cdots \ \mathbf{z}_{1:(T-\ell)}].$$

Then the precision of the estimated $(\hat{\boldsymbol{\tau}}, \hat{\boldsymbol{\alpha}}, \hat{\boldsymbol{\beta}}_{(\ell+1):T}, \hat{\boldsymbol{\theta}}_{(\ell+1):T})$ from (EC.1.1)

$$\text{Var} \left(\begin{bmatrix} \hat{\boldsymbol{\tau}} \\ \hat{\boldsymbol{\alpha}}_{1:(N-p)} \\ \hat{\boldsymbol{\beta}}_{(\ell+1):T} \\ \hat{\boldsymbol{\theta}}_{(\ell+1):T} \end{bmatrix} \right) = \left(\begin{bmatrix} \mathbf{Z}_\ell^\top \\ \mathbf{\Gamma}^\top \end{bmatrix} \cdot \boldsymbol{\Sigma}_e^{-1} \cdot [\mathbf{Z}_\ell \ \mathbf{\Gamma}] \right)^{-1}, \quad (\text{EC.2.1})$$

where $\boldsymbol{\Sigma}_e = \text{diag}(\boldsymbol{\Psi}, \boldsymbol{\Psi}, \dots, \boldsymbol{\Psi}) \in \mathbb{R}^{(N(T-\ell)) \times (N(T-\ell))}$ and $\boldsymbol{\Psi} = \mathbf{U} \boldsymbol{\Sigma}_v \mathbf{U}^\top + \sigma_\varepsilon^2 \mathbf{I}_N$ from Assumption 3.1.

From block matrix inversion, we have

$$\text{Prec}(\hat{\boldsymbol{\tau}})^{-1} = \text{Var}(\hat{\boldsymbol{\tau}}) = (\mathbf{Z}_\ell^\top \boldsymbol{\Sigma}_e^{-1} (\boldsymbol{\Sigma}_e - \mathbf{\Gamma} (\mathbf{\Gamma}^\top \boldsymbol{\Sigma}_e^{-1} \mathbf{\Gamma})^{-1} \mathbf{\Gamma}^\top) \boldsymbol{\Sigma}_e^{-1} \mathbf{Z}_\ell)^{-1} \quad (\text{EC.2.2})$$

EC.2.1. Proof of Lemma EC.1.2

To prove the separable quadratic representation of $\text{Prec}(\hat{\boldsymbol{\tau}})$, we first state and prove a useful lemma.

LEMMA EC.2.1. *Suppose the assumptions in Lemma EC.1.2 hold and $\sigma_\varepsilon^2 = 1$. For the entries in $\text{Prec}(\hat{\boldsymbol{\tau}})$ in Equation (EC.2.2), we have*

1. The (j, m) -th entry in $\mathbf{Z}_\ell^\top \boldsymbol{\Sigma}_e \mathbf{Z}_\ell$ equals

$$\sum_{t=1}^{T-\ell} \mathbf{z}_{j-1+t}^\top (\mathbf{I}_N - \mathbf{U}(\mathbf{I}_k + \mathbf{U}^\top \mathbf{U})^{-1} \mathbf{U}^\top) \mathbf{z}_{m-1+t} \quad (\text{EC.2.3})$$

2. The (j, m) -th entry in $\mathbf{Z}_\ell^\top \boldsymbol{\Sigma}_e^{-1} \boldsymbol{\Gamma} \cdot (\boldsymbol{\Gamma}^\top \boldsymbol{\Sigma}_e^{-1} \boldsymbol{\Gamma})^{-1} \cdot \boldsymbol{\Gamma}^\top \boldsymbol{\Sigma}_e^{-1} \mathbf{Z}_\ell$ equals

$$\begin{aligned} N \sum_{t=j}^{T-\ell+j-1} \tilde{\omega}_t^\top \tilde{\omega}_{t+m-j} - \frac{N}{T-\ell} \left(\sum_{t=j}^{T-\ell+j-1} \tilde{\omega}_t^\top \right) \left(\sum_{t=m}^{T-\ell+m-1} \tilde{\omega}_t \right) \\ + (T-\ell) (\zeta^{(j)})^\top (\mathbf{I}_N - \mathbf{U}(\mathbf{I}_k + \mathbf{U}^\top \mathbf{U})^{-1} \mathbf{U}^\top) \zeta^{(m)} \end{aligned} \quad (\text{EC.2.4})$$

where $\tilde{\omega}_t = \frac{1}{N} \sum_{i=1}^N \tilde{\mathbf{X}}_i z_{it} \in \mathbb{R}^p$ and $\zeta^{(j)} = \frac{1}{T-\ell} \sum_{t=j}^{T-\ell+j-1} \mathbf{z}_t \in \mathbb{R}^N$.

Proof of Lemma EC.2.1

Step 1: Prove Lemma EC.2.1.1

Since $\boldsymbol{\Sigma}_e = \text{diag}(\boldsymbol{\Psi}, \boldsymbol{\Psi}, \dots, \boldsymbol{\Psi}) \in \mathbb{R}^{(N(T-\ell)) \times (N(T-\ell))}$ and $\boldsymbol{\Psi} = \mathbf{U} \boldsymbol{\Sigma}_v \mathbf{U}^\top + \mathbf{I}_N$ following the assumption that $\boldsymbol{\Sigma}_v = \sigma_\varepsilon^2 \cdot \mathbf{I}_k$ and $\sigma_\varepsilon^2 = 1$, we have

$$\boldsymbol{\Psi}^{-1} = \frac{1}{\sigma_\varepsilon^2} (\mathbf{I}_N + \mathbf{U} \mathbf{U}^\top)^{-1} = (\mathbf{I}_N - \mathbf{U}(\mathbf{I}_k + \mathbf{U}^\top \mathbf{U})^{-1} \mathbf{U}^\top) \in \mathbb{R}^{N \times N}.$$

Then

$$\mathbf{Z}_{\ell,j}^\top \boldsymbol{\Sigma}_e \mathbf{Z}_{\ell,m} = \sum_{t=1}^{T-\ell} \mathbf{z}_{j-1+t}^\top \boldsymbol{\Psi} \mathbf{z}_{m-1+t}.$$

Step 2: Prove Lemma EC.2.1.2.

We show the (j, m) -th entry in $\mathbf{Z}_\ell^\top \boldsymbol{\Sigma}_e^{-1} \boldsymbol{\Gamma} \cdot (\boldsymbol{\Gamma}^\top \boldsymbol{\Sigma}_e^{-1} \boldsymbol{\Gamma})^{-1} \cdot \boldsymbol{\Gamma}^\top \boldsymbol{\Sigma}_e^{-1} \mathbf{Z}_\ell$. This consists of the following three steps.

Step 2.1: Provide the expression of $\mathbf{Z}_{\ell,j}^\top \boldsymbol{\Sigma}_e^{-1} \boldsymbol{\Gamma}$ for all j .

$\mathbf{Z}_{\ell,j}^\top \boldsymbol{\Sigma}_e^{-1} \boldsymbol{\Gamma}$ has

$$\begin{aligned} \mathbf{Z}_{\ell,j}^\top \boldsymbol{\Sigma}_e^{-1} \boldsymbol{\Gamma} &= \mathbf{Z}_{\ell,j}^\top \begin{bmatrix} \boldsymbol{\Psi} \tilde{\mathbf{I}}_{N-p} & \boldsymbol{\Psi} \tilde{\mathbf{X}} & & & \\ \boldsymbol{\Psi} \tilde{\mathbf{I}}_{N-p} & & \boldsymbol{\Psi} \tilde{\mathbf{X}} & & \\ \vdots & & & \ddots & \\ \boldsymbol{\Psi} \tilde{\mathbf{I}}_{N-p} & & & & \boldsymbol{\Psi} \tilde{\mathbf{X}} \end{bmatrix} \\ &= \left[\sum_{t=1}^{T-\ell} \mathbf{z}_{j-1+t}^\top \boldsymbol{\Psi} \tilde{\mathbf{I}}_{N-p}, \mathbf{z}_j^\top \boldsymbol{\Psi} \tilde{\mathbf{X}}, \dots, \mathbf{z}_{T-\ell+j-1}^\top \boldsymbol{\Psi} \tilde{\mathbf{X}} \right] \\ &= [(\phi^{(j)})^\top \ (\iota^{(j)})^\top], \end{aligned}$$

where

$$(\phi^{(j)})^\top = \sum_{t=1}^{T-\ell} \mathbf{z}_{j-1+t}^\top \boldsymbol{\Psi} \tilde{\mathbf{I}}_{N-p} = \left(\sum_{t=1}^{T-\ell} \mathbf{z}_{j-1+t} \right)^\top \boldsymbol{\Psi} \tilde{\mathbf{I}}_{N-p}$$

and

$$(\iota^{(j)})^\top = [\mathbf{z}_j^\top \boldsymbol{\Psi} \tilde{\mathbf{X}}, \dots, \mathbf{z}_{T-\ell+j-1}^\top \boldsymbol{\Psi} \tilde{\mathbf{X}}].$$

Since $\zeta^{(j)} = \frac{1}{T-\ell} \sum_{t=j}^{T-\ell+j-1} \mathbf{z}_t \in \mathbb{R}^N$, we have

$$\phi^{(j)} = T(\zeta^{(j)})^\top \Psi \tilde{\mathbf{I}}_{N-p}.$$

Note that \mathbf{U} and $\tilde{\mathbf{X}}$ are orthogonal (from the assumptions in Lemma EC.1.2), we have

$$\Psi \tilde{\mathbf{X}} = \tilde{\mathbf{X}} \quad \text{and} \quad \tilde{\mathbf{X}}^\top \Psi \tilde{\mathbf{X}} = N \cdot \mathbf{I}_p \quad (\text{EC.2.5})$$

Then

$$(\iota^{(j)})^\top = [\mathbf{z}_j^\top \tilde{\mathbf{X}}, \dots, \mathbf{z}_{T-\ell+j-1}^\top \tilde{\mathbf{X}}] = [N\tilde{\omega}_j^\top, \dots, N\tilde{\omega}_{T-\ell+j-1}^\top] = N\tilde{\omega}_{j:j_\ell}^\top \in \mathbb{R}^{(T-\ell)p},$$

where $\tilde{\omega}_t = \frac{1}{N} \sum_{i=1}^N \tilde{\mathbf{X}}_i z_{it} \in \mathbb{R}^p$, and $\tilde{\omega}_{j:j_\ell}^\top$ is defined as $[\tilde{\omega}_j^\top, \dots, \tilde{\omega}_{T-\ell+j-1}^\top]$.

In summary,

$$\mathbf{Z}_{\ell,j}^\top \Sigma_e^{-1} \Gamma = [T(\zeta^{(j)})^\top \Psi \tilde{\mathbf{I}}_{N-p}, N\tilde{\omega}_{j:j_\ell}^\top].$$

Step 2.2: Provide the expression of $(\Gamma^\top \Sigma_e \Gamma)^{-1}$.

Using block matrix inverse, we decompose $(\Gamma^\top \Sigma_e \Gamma)^{-1}$ as

$$(\Gamma^\top \Sigma_e \Gamma)^{-1} = \begin{bmatrix} \Xi_{11} & \Xi_{12} \\ \Xi_{21} & \Xi_{22} \end{bmatrix} \in \mathbb{R}^{(N+(T-\ell-1)p) \times (N+(T-\ell-1)p)},$$

where

$$\begin{aligned} \Xi_{11} &= \mathbf{M} \\ \Xi_{12} &= -\mathbf{M}\tilde{\mathbf{M}} \\ \Xi_{21} &= \Xi_{12}^\top \\ \Xi_{22} &= \bar{\mathbf{M}} + \tilde{\mathbf{M}}^\top \mathbf{M}\tilde{\mathbf{M}} \end{aligned}$$

with

$$\begin{aligned} \mathbf{M} &= \frac{1}{T-\ell} \left(\tilde{\mathbf{I}}_{N-p}^\top \Psi \tilde{\mathbf{I}}_{N-p} - \tilde{\mathbf{I}}_{N-p}^\top \Psi \tilde{\mathbf{X}} (\tilde{\mathbf{X}}^\top \Psi \tilde{\mathbf{X}})^{-1} \tilde{\mathbf{X}}^\top \Psi \tilde{\mathbf{I}}_{N-p} \right)^{-1} \\ &= \frac{1}{T-\ell} \left(\tilde{\mathbf{I}}_{N-p}^\top \Psi \tilde{\mathbf{I}}_{N-p} - \frac{1}{N} \tilde{\mathbf{X}} \tilde{\mathbf{X}}^\top \right)^{-1} \in \mathbb{R}^{(N-p) \times (N-p)} \end{aligned}$$

and

$$\tilde{\mathbf{M}} = [\tilde{\mathbf{I}}_{N-p}^\top \Psi \tilde{\mathbf{X}} (\tilde{\mathbf{X}}^\top \Psi \tilde{\mathbf{X}})^{-1}, \dots, \tilde{\mathbf{I}}_{N-p}^\top \Psi \tilde{\mathbf{X}} (\tilde{\mathbf{X}}^\top \Psi \tilde{\mathbf{X}})^{-1}] = [\frac{1}{N} \tilde{\mathbf{X}} \dots \frac{1}{N} \tilde{\mathbf{X}}] \in \mathbb{R}^{(N-p) \times ((T-\ell)p)}$$

and

$$\bar{\mathbf{M}} = \text{diag}((\tilde{\mathbf{X}}^\top \Psi \tilde{\mathbf{X}})^{-1}, (\tilde{\mathbf{X}}^\top \Psi \tilde{\mathbf{X}})^{-1}, \dots, (\tilde{\mathbf{X}}^\top \Psi \tilde{\mathbf{X}})^{-1}) = \frac{1}{N} \mathbf{I}_{((T-\ell)p)} \in \mathbb{R}^{((T-\ell)p) \times ((T-\ell)p)}$$

and we use (EC.2.5) in the simplification.

We can further simplify \mathbf{M} using the Woodbury matrix identity

$$\mathbf{M} = \frac{1}{T-\ell} \left[\left(\tilde{\mathbf{I}}_{N-p}^\top \boldsymbol{\Psi} \tilde{\mathbf{I}}_{N-p} \right)^{-1} + \left(\tilde{\mathbf{I}}_{N-p}^\top \boldsymbol{\Psi} \tilde{\mathbf{I}}_{N-p} \right)^{-1} \tilde{\mathbf{X}} \left(N - \tilde{\mathbf{X}}^\top \left(\tilde{\mathbf{I}}_{N-p}^\top \boldsymbol{\Psi} \tilde{\mathbf{I}}_{N-p} \right)^{-1} \tilde{\mathbf{X}} \right)^{-1} \tilde{\mathbf{X}}^\top \left(\tilde{\mathbf{I}}_{N-p}^\top \boldsymbol{\Psi} \tilde{\mathbf{I}}_{N-p} \right)^{-1} \right]$$

where

$$\left(\tilde{\mathbf{I}}_{N-p}^\top \boldsymbol{\Psi} \tilde{\mathbf{I}}_{N-p} \right)^{-1} = \left(\mathbf{I}_{N-p} - \mathbf{U}_{(1)} (\mathbf{I}_k + \mathbf{U}^\top \mathbf{U})^{-1} \mathbf{U}_{(1)}^\top \right)^{-1} = \mathbf{I}_{N-p} + \mathbf{U}_{(1)} (\mathbf{I}_k + \mathbf{U}_{(2)}^\top \mathbf{U}_{(2)})^{-1} \mathbf{U}_{(1)}^\top,$$

with $\mathbf{U} = [\mathbf{U}_{(1)}^\top \ \mathbf{U}_{(2)}^\top]^\top$ and

$$\begin{aligned} \mathbf{U}_{(1)} &= [\mathbf{u}_1 \ \mathbf{u}_2 \ \cdots \ \mathbf{u}_{N-p}]^\top \in \mathbb{R}^{(N-p) \times k} \\ \mathbf{U}_{(2)} &= [\mathbf{u}_{N-p+1} \ \cdots \ \mathbf{u}_N]^\top \in \mathbb{R}^{p \times k} \end{aligned}$$

Step 2.3: Provide the expression of $\mathbf{Z}_{\ell,j}^\top \boldsymbol{\Sigma}_e^{-1} \boldsymbol{\Gamma} \cdot (\boldsymbol{\Gamma}^\top \boldsymbol{\Sigma}_e^{-1} \boldsymbol{\Gamma})^{-1} \cdot \boldsymbol{\Gamma}^\top \boldsymbol{\Sigma}_e^{-1} \mathbf{Z}_{\ell,m}$.

We combine steps (a) and (b) to calculate $\mathbf{Z}_{\ell,j}^\top \boldsymbol{\Sigma}_e^{-1} \boldsymbol{\Gamma} (\boldsymbol{\Gamma}^\top \boldsymbol{\Sigma}_e^{-1} \boldsymbol{\Gamma})^{-1} \boldsymbol{\Gamma}^\top \boldsymbol{\Sigma}_e^{-1} \mathbf{Z}_{\ell,m}$ for $1 \leq j, m \leq \ell + 1$.

From step (a), it is equivalent to calculating each term in

$$[(\phi^{(j)})^\top \ (\iota^{(j)})^\top] \begin{bmatrix} \boldsymbol{\Xi}_{11} & \boldsymbol{\Xi}_{12} \\ \boldsymbol{\Xi}_{21} & \boldsymbol{\Xi}_{22} \end{bmatrix} \begin{bmatrix} \phi^{(m)} \\ \iota^{(m)} \end{bmatrix} = (\phi^{(j)})^\top \boldsymbol{\Xi}_{11} \phi^{(m)} + (\phi^{(j)})^\top \boldsymbol{\Xi}_{12} \iota^{(m)} + (\iota^{(j)})^\top \boldsymbol{\Xi}_{21} \phi^{(m)} + (\iota^{(j)})^\top \boldsymbol{\Xi}_{22} \iota^{(m)}$$

Each term has

$$\begin{aligned} (\phi^{(j)})^\top \boldsymbol{\Xi}_{11} \phi^{(m)} &= (T-\ell)^2 (\zeta^{(j)})^\top \boldsymbol{\Psi} \tilde{\mathbf{I}}_{N-p} \mathbf{M} \tilde{\mathbf{I}}_{N-p}^\top \boldsymbol{\Psi} \zeta^{(m)} \\ (\phi^{(j)})^\top \boldsymbol{\Xi}_{12} \iota^{(m)} &= -N(T-\ell) (\zeta^{(j)})^\top \boldsymbol{\Psi} \tilde{\mathbf{I}}_{N-p} \mathbf{M} \tilde{\boldsymbol{\omega}}_{m:m_\ell} = -(T-\ell) (\zeta^{(j)})^\top \boldsymbol{\Psi} \tilde{\mathbf{I}}_{N-p} \mathbf{M} \tilde{\mathbf{X}} \left(\sum_{t=m}^{T-\ell+m-1} \tilde{\omega}_{m-1+t} \right) \\ (\iota^{(j)})^\top \boldsymbol{\Xi}_{21} \phi^{(m)} &= -N(T-\ell) \tilde{\boldsymbol{\omega}}_{j:j_\ell}^\top \tilde{\mathbf{M}}^\top \mathbf{M} \boldsymbol{\Psi} \tilde{\mathbf{I}}_{N-p} \zeta^{(m)} = -(T-\ell) \left(\sum_{t=j}^{T-\ell+j-1} \tilde{\omega}_t \right) \tilde{\mathbf{X}}^\top \mathbf{M} \boldsymbol{\Psi} \tilde{\mathbf{I}}_{N-p}^\top \zeta^{(m)} \\ (\iota^{(j)})^\top \boldsymbol{\Xi}_{22} \iota^{(m)} &= N \sum_{t=j}^{T-\ell+j-1} \tilde{\omega}_t^\top \tilde{\omega}_{t+m-j} + \left(\sum_{t=j}^{T-\ell+j-1} \tilde{\omega}_t^\top \right) \tilde{\mathbf{X}}^\top \mathbf{M} \tilde{\mathbf{X}} \left(\sum_{t=m}^{T-\ell+m-1} \tilde{\omega}_t \right) \end{aligned}$$

where we use $\zeta^{(j)} = \frac{1}{T-\ell} \sum_{t=j}^{T-\ell+j-1} \mathbf{z}_t$ and $\tilde{\boldsymbol{\omega}}_{j:j_\ell} = [\tilde{\omega}_j^\top \ \cdots \ \tilde{\omega}_{T-\ell+j-1}^\top]$.

We partition $\tilde{\mathbf{X}}$ as $\tilde{\mathbf{X}} = \begin{bmatrix} \tilde{\mathbf{X}}_{(1)} & \tilde{\mathbf{X}}_{(2)} \end{bmatrix}^\top$, where

$$\begin{aligned} \tilde{\mathbf{X}}_{(1)} &:= [\tilde{\mathbf{X}}_1 \ \tilde{\mathbf{X}}_2 \ \cdots \ \tilde{\mathbf{X}}_{N-p}]^\top \in \mathbb{R}^{(N-p) \times p} \\ \tilde{\mathbf{X}}_{(2)} &:= [\tilde{\mathbf{X}}_{N-p+1} \ \cdots \ \tilde{\mathbf{X}}_N]^\top \in \mathbb{R}^{p \times p} \end{aligned}$$

We can simplify $(\phi^{(j)})^\top \boldsymbol{\Xi}_{11} \phi^{(m)}$, $(\phi^{(j)})^\top \boldsymbol{\Xi}_{12} \iota^{(m)}$, $(\iota^{(j)})^\top \boldsymbol{\Xi}_{21} \phi^{(m)}$ and $(\iota^{(j)})^\top \boldsymbol{\Xi}_{22} \iota^{(m)}$ by calculating the following terms

$$\tilde{\mathbf{I}}_{N-p} (\tilde{\mathbf{I}}_{N-p}^\top \boldsymbol{\Psi} \tilde{\mathbf{I}}_{N-p})^{-1} \tilde{\mathbf{I}}_{N-p}^\top = \begin{bmatrix} \mathbf{I}_{N-p} + \mathbf{U}_{(1)} (\mathbf{I}_k + \mathbf{U}_{(2)}^\top \mathbf{U}_{(2)})^{-1} \mathbf{U}_{(1)}^\top & \mathbf{0} \\ \mathbf{0}^\top & \mathbf{0} \end{bmatrix} \in \mathbb{R}^{N \times N}$$

and

$$\begin{aligned}\Omega &:= \Psi \tilde{\mathbf{I}}_{N-p} (\tilde{\mathbf{I}}_{N-p}^\top \Psi \tilde{\mathbf{I}}_{N-p})^{-1} \tilde{\mathbf{I}}_{N-p}^\top \Psi \\ &= \begin{bmatrix} \mathbf{I}_{N-p} & \mathbf{0} \\ -\mathbf{U}_{(2)} (\mathbf{I}_k + \mathbf{U}_{(2)}^\top \mathbf{U}_{(2)})^{-1} \mathbf{U}_{(1)}^\top & \mathbf{0} \end{bmatrix} \Psi \\ &= \begin{bmatrix} \mathbf{I}_{N-p} - \mathbf{U}_{(1)} (\mathbf{I}_k + \mathbf{U}^\top \mathbf{U})^{-1} \mathbf{U}_{(1)}^\top & -\mathbf{U}_{(1)} (\mathbf{I}_k + \mathbf{U}^\top \mathbf{U})^{-1} \mathbf{U}_{(2)}^\top \\ -\mathbf{U}_{(2)} (\mathbf{I}_k + \mathbf{U}^\top \mathbf{U})^{-1} \mathbf{U}_{(1)}^\top & \mathbf{U}_{(2)} (\mathbf{I}_k + \mathbf{U}_{(2)}^\top \mathbf{U}_{(2)})^{-1} \mathbf{U}_{(1)}^\top \mathbf{U}_{(1)} (\mathbf{I}_k + \mathbf{U}^\top \mathbf{U})^{-1} \mathbf{U}_{(2)}^\top \end{bmatrix} \in \mathbb{R}^{N \times N}\end{aligned}$$

and

$$\begin{aligned}(\tilde{\mathbf{I}}_{N-p}^\top \Psi \tilde{\mathbf{I}}_{N-p})^{-1} \tilde{\mathbf{X}}_{(1)} &= \tilde{\mathbf{X}}_{(1)} - \mathbf{U}_{(1)} (\mathbf{I}_k + \mathbf{U}_{(2)}^\top \mathbf{U}_{(2)})^{-1} \mathbf{U}_{(2)}^\top \tilde{\mathbf{X}}_{(2)} \in \mathbb{R}^{(N-p) \times p} \\ \tilde{\mathbf{I}}_{N-p} (\tilde{\mathbf{I}}_{N-p}^\top \Psi \tilde{\mathbf{I}}_{N-p})^{-1} \tilde{\mathbf{X}}_{(1)} &= \begin{bmatrix} \tilde{\mathbf{X}}_{(1)} - \mathbf{U}_{(1)} (\mathbf{I}_k + \mathbf{U}_{(2)}^\top \mathbf{U}_{(2)})^{-1} \mathbf{U}_{(2)}^\top \tilde{\mathbf{X}}_{(2)} \\ \mathbf{0} \end{bmatrix} \in \mathbb{R}^{N \times p}\end{aligned}$$

and

$$\begin{aligned}\delta &:= \tilde{\mathbf{X}}_{(1)}^\top (\tilde{\mathbf{I}}_{N-p}^\top \Psi \tilde{\mathbf{I}}_{N-p})^{-1} \tilde{\mathbf{X}}_{(1)} = N \mathbf{I}_p - (\tilde{\mathbf{X}}_{(2)}^\top \tilde{\mathbf{X}}_{(2)} - \tilde{\mathbf{X}}_{(2)}^\top \mathbf{U}_{(2)} (\mathbf{I}_k + \mathbf{U}_{(2)}^\top \mathbf{U}_{(2)})^{-1} \mathbf{U}_{(2)}^\top \tilde{\mathbf{X}}_{(2)}) \in \mathbb{R}^{p \times p} \\ \gamma &:= \Psi \tilde{\mathbf{I}}_{N-p} (\tilde{\mathbf{I}}_{N-p}^\top \Psi \tilde{\mathbf{I}}_{N-p})^{-1} \tilde{\mathbf{X}}_{(1)} = \begin{bmatrix} \tilde{\mathbf{X}}_{(1)} \\ \mathbf{U}_{(2)} (\mathbf{I}_k + \mathbf{U}_{(2)}^\top \mathbf{U}_{(2)})^{-1} \mathbf{U}_{(2)}^\top \tilde{\mathbf{X}}_{(2)} \end{bmatrix} \in \mathbb{R}^{N \times p}.\end{aligned}$$

From the definition of $\zeta_i^{(j)}$ and ω_t , we have $(T - \ell) \sum_{i=1}^N \zeta_i^{(j)} = N \sum_{t=j}^{T-\ell-1+j} \omega_t$ for $j = 1, 2, \dots, \ell + 1$ and $\sum_{i=1}^{N-1} \zeta_i^{(j)} = \frac{N}{T-\ell} \sum_{t=j}^{T-\ell-1+j} \omega_t - \zeta_N^{(j)}$. More generally, we have $(T - \ell) \sum_{i=1}^N \tilde{\mathbf{X}}_i \zeta_i^{(j)} = N \sum_{t=j}^{T-\ell-1+j} \tilde{\omega}_t$. Using these properties,

$$\begin{aligned}(\phi^{(j)})^\top \Xi_{11} \phi^{(m)} &= (T - \ell) (\zeta^{(j)})^\top (\Omega + \gamma (N \mathbf{I}_p - \delta)^{-1} \gamma^\top) \zeta^{(m)} \\ (\phi^{(j)})^\top \Xi_{12} \iota^{(m)} &= -(T - \ell) (\zeta^{(j)})^\top (\gamma (N \mathbf{I}_p - \delta)^{-1} \tilde{\mathbf{X}}^\top) \zeta^{(m)} \\ (\iota^{(j)})^\top \Xi_{21} \phi^{(m)} &= -(T - \ell) (\zeta^{(j)})^\top (\tilde{\mathbf{X}} (N \mathbf{I}_p - \delta)^{-1} \gamma^\top) \zeta^{(m)} \\ (\iota^{(j)})^\top \Xi_{22} \iota^{(m)} &= N \sum_{t=j}^{T-\ell+j-1} \tilde{\omega}_t^\top \tilde{\omega}_{t+m-j} + (T - \ell) (\zeta^{(j)})^\top (\tilde{\mathbf{X}} (N \mathbf{I}_p - \delta)^{-1} \tilde{\mathbf{X}}^\top) \zeta^{(m)} \\ &\quad - \frac{N}{T - \ell} \left(\sum_{t=j}^{T-\ell+j-1} \tilde{\omega}_t^\top \right) \left(\sum_{t=m}^{T-\ell+m-1} \tilde{\omega}_t \right)\end{aligned}$$

We sum these four terms together and obtain

$$\begin{aligned}N \sum_{t=j}^{T-\ell+j-1} \tilde{\omega}_t^\top \tilde{\omega}_{t+m-j} - \frac{N}{T - \ell} \left(\sum_{t=j}^{T-\ell+j-1} \tilde{\omega}_t^\top \right) \left(\sum_{t=m}^{T-\ell+m-1} \tilde{\omega}_t \right) \\ + (T - \ell) (\zeta^{(j)})^\top \left(\Omega + (\gamma - \tilde{\mathbf{X}}) (N \mathbf{I}_p - \delta)^{-1} (\gamma - \tilde{\mathbf{X}})^\top \right) \zeta^{(m)}.\end{aligned}$$

with

$$\begin{aligned}&\Omega + (\gamma - \tilde{\mathbf{X}}) (N \mathbf{I}_p - \delta)^{-1} (\gamma - \tilde{\mathbf{X}}) \\ &= \Omega + \begin{bmatrix} \mathbf{0} & \mathbf{0} \\ \mathbf{0}^\top \mathbf{I}_p - \mathbf{U}_{(2)} (\mathbf{I}_k + \mathbf{U}_{(2)}^\top \mathbf{U}_{(2)})^{-1} \mathbf{U}_{(2)}^\top & \end{bmatrix} \\ &= \mathbf{I}_N - \mathbf{U} (\mathbf{I}_k + \mathbf{U}^\top \mathbf{U})^{-1} \mathbf{U}^\top,\end{aligned}$$

following $\mathbf{U}^\top \mathbf{U} = \mathbf{U}_{(1)}^\top \mathbf{U}_{(1)} + \mathbf{U}_{(2)}^\top \mathbf{U}_{(2)}$ and

$$\begin{aligned} & \mathbf{U}_{(2)}(\mathbf{I}_k + \mathbf{U}_{(2)}^\top \mathbf{U}_{(2)})^{-1} \mathbf{U}_{(1)}^\top \mathbf{U}_{(1)} (\mathbf{I}_k + \mathbf{U}^\top \mathbf{U})^{-1} \mathbf{U}_{(2)}^\top - \mathbf{U}_{(2)}(\mathbf{I}_k + \mathbf{U}_{(2)}^\top \mathbf{U}_{(2)})^{-1} \mathbf{U}_{(2)}^\top \\ &= \mathbf{U}_{(2)}(\mathbf{I}_k + \mathbf{U}_{(2)}^\top \mathbf{U}_{(2)})^{-1} (\mathbf{U}_{(1)}^\top \mathbf{U}_{(1)} - \mathbf{I}_k - \mathbf{U}^\top \mathbf{U}) (\mathbf{I}_k + \mathbf{U}^\top \mathbf{U})^{-1} \mathbf{U}_{(2)}^\top \\ &= -\mathbf{U}_{(2)}(\mathbf{I}_k + \mathbf{U}^\top \mathbf{U})^{-1} \mathbf{U}_{(2)}^\top. \end{aligned}$$

In summary $\mathbf{Z}_{\ell,j}^\top \boldsymbol{\Sigma}_e^{-1} \boldsymbol{\Gamma} (\boldsymbol{\Gamma}^\top \boldsymbol{\Sigma}_e^{-1} \boldsymbol{\Gamma})^{-1} \boldsymbol{\Gamma}^\top \boldsymbol{\Sigma}_e^{-1} \mathbf{Z}_{\ell,m}$ equals

$$N \sum_{t=j}^{T-\ell+j-1} \tilde{\omega}_t^\top \tilde{\omega}_{t+m-j} - \frac{N}{T-\ell} \left(\sum_{t=j}^{T-\ell+j-1} \tilde{\omega}_t^\top \right) \left(\sum_{t=m}^{T-\ell+m-1} \tilde{\omega}_t \right) + (T-\ell) (\zeta^{(j)})^\top (I_N - \mathbf{U}(\mathbf{I}_k + \mathbf{U}^\top \mathbf{U})^{-1} \mathbf{U}^\top) \zeta^{(m)}.$$

□

Next we prove Lemma EC.1.2. In this proof, we can simultaneously obtain Equation (EC.1.5) for the D-optimal design.

Proof of Lemma EC.1.2 and Equation (EC.1.5)

From Lemma EC.2.1, when $\sigma_\varepsilon^2 = 1$, the (j, m) -th entry in $\text{Prec}(\hat{\tau})$ is $\mathbf{Z}_{\ell,j}^\top \boldsymbol{\Sigma}_e^{-1} (\boldsymbol{\Sigma}_e - \boldsymbol{\Gamma} (\boldsymbol{\Gamma}^\top \boldsymbol{\Sigma}_e^{-1} \boldsymbol{\Gamma})^{-1} \boldsymbol{\Gamma}^\top) \boldsymbol{\Sigma}_e^{-1} \mathbf{Z}_{\ell,m}$ and equals

$$\begin{aligned} & \mathbf{Z}_{\ell,j}^\top \boldsymbol{\Sigma}_e^{-1} \mathbf{Z}_{\ell,m} - \mathbf{Z}_{\ell,j}^\top \boldsymbol{\Sigma}_e^{-1} \boldsymbol{\Gamma} (\boldsymbol{\Gamma}^\top \boldsymbol{\Sigma}_e^{-1} \boldsymbol{\Gamma})^{-1} \boldsymbol{\Gamma}^\top \boldsymbol{\Sigma}_e^{-1} \mathbf{Z}_{\ell,m} \\ &= \sum_{t=j}^{T-\ell+j-1} \mathbf{z}_{j-1+t}^\top (\mathbf{I}_N - \mathbf{U}(\mathbf{I}_k + \mathbf{U}^\top \mathbf{U})^{-1} \mathbf{U}^\top) \mathbf{z}_{m-1+t} \\ & \quad - N \sum_{t=j}^{T-\ell+j-1} \tilde{\omega}_t^\top \tilde{\omega}_{t+m-j} + \frac{N}{T-\ell} \left(\sum_{t=j}^{T-\ell+j-1} \tilde{\omega}_t^\top \right) \left(\sum_{t=m}^{T-\ell+m-1} \tilde{\omega}_t \right) \\ & \quad - (T-\ell) (\zeta^{(j)})^\top (\mathbf{I}_N - \mathbf{U}(\mathbf{I}_k + \mathbf{U}^\top \mathbf{U})^{-1} \mathbf{U}^\top) \zeta^{(m)} \\ &= \underbrace{\sum_{t=j}^{T-\ell+j-1} \mathbf{z}_{j-1+t}^\top \mathbf{z}_{m-1+t} - \left[(T-\ell) (\zeta^{(j)})^\top \zeta^{(m)} - \frac{N}{T-\ell} \left(\sum_{t=j}^{T-\ell+j-1} \omega_t \right) \left(\sum_{t=m}^{T-\ell+m-1} \omega_t \right) + N \sum_{t=j}^{T-\ell+j-1} \omega_t \omega_{t+m-j} \right]}_{:=a^{(j,m)}} \\ & \quad + N \cdot \underbrace{\sum_{q=1}^{d_x} \left[- \sum_{t=j}^{T-\ell+j-1} \omega_t^{x_q} \omega_{t+m-j}^{x_q} + \frac{1}{T-\ell} \left(\sum_{t=j}^{T-\ell+j-1} \omega_t^{x_q} \right) \left(\sum_{t=m}^{T-\ell+m-1} \omega_t^{x_q} \right) \right]}_{:=b^{(j,m)}} \\ & \quad + \underbrace{(T-\ell) (\zeta^{(j)})^\top \mathbf{U} (\mathbf{I}_k + \mathbf{U}^\top \mathbf{U})^{-1} \mathbf{U}^\top \zeta^{(m)} - \sum_{t=j}^{T-\ell+j-1} \mathbf{z}_t^\top \mathbf{U} (\mathbf{I}_k + \mathbf{U}^\top \mathbf{U})^{-1} \mathbf{U}^\top \mathbf{z}_{t+m-j}}_{:=c^{(j,m)}}, \end{aligned}$$

where $\omega_t = \frac{1}{N} \sum_{i=1}^N z_{it}$ and $\omega_t^{x_q} = \frac{1}{N} \sum_{i=1}^N X_{iq} z_{it}$ for $q = 1, \dots, d_x$.

When there are no covariates, we only have the term $a^{(j,m)}$. We can write $\sum_{t=j}^{T-\ell+j-1} \mathbf{z}_{j-1+t}^\top \mathbf{z}_{m-1+t}$ and $(\zeta^{(j)})^\top \zeta^{(m)}$ in $a^{(j,m)}$ in terms of $\omega_1, \dots, \omega_T$.

First, for the term $\sum_{t=j}^{T-\ell+j-1} \mathbf{z}_{j-1+t}^\top \mathbf{z}_{m-1+t}$ and $(\zeta^{(j)})^\top \zeta^{(m)}$, if $j = m$, then $\sum_{t=j}^{T-\ell+j-1} \mathbf{z}_{j-1+t}^\top \mathbf{z}_{j-1+t} = N(T-\ell)$. if $j \neq m$, suppose $j < m$, then we have

$$\sum_{t=j}^{T-\ell+j-1} \mathbf{z}_{j-1+t}^\top \mathbf{z}_{m-1+t} = N \left[(T-\ell) + \sum_{t=j}^{m-1} (\omega_t - \omega_{T-\ell+t}) \right].$$

Second, let us write $(\zeta^{(j)})^\top \zeta^{(m)}$ in terms of $\omega_1, \dots, \omega_T$. Recall the definition $\zeta_i^{(j)} = \frac{1}{T-\ell} \sum_{t=j}^{T-\ell-1+j} z_{1t}$, there are $T+1$ different values that $\zeta_i^{(j)} \zeta_i^{(m)}$ can take, denoted as $v_0^{(j,m)}, v_1^{(j,m)}, \dots, v_T^{(j,m)}$, where $v_t^{(j,m)}$ denotes the value of $\zeta_i^{(j)} \zeta_i^{(m)}$ when unit i starts to get the treatment at time period $T+1-t$ (and $v_0^{(j,m)}$ represents the value of $\zeta_i^{(j)} \zeta_i^{(m)}$ when unit i stays in the control group for all time periods). Without loss of generality, we assume $j \leq m$ and have

$$v_t^{(j,m)} = \begin{cases} 1 & t \leq \ell + 1 - m \\ -\left(-1 + \frac{2(t-1-\ell+m)}{T-\ell}\right) & \ell + 1 - m < t \leq \ell + 1 - j \\ \left(-1 + \frac{2(t-1-\ell+m)}{T-\ell}\right) \left(-1 + \frac{2(t-1-\ell+j)}{T-\ell}\right) & \ell + 1 - j < t \leq T + 1 - k \\ \left(-1 + \frac{2(t-1-\ell+j)}{T-\ell}\right) & T + 1 - m < t \leq T + 1 - j \\ 1 & T + 1 - j < t \end{cases}$$

Given ω_t , there are $\frac{N(1+\omega_1)}{2}, \frac{N(1+\omega_2)}{2}, \dots, \frac{N(1+\omega_T)}{2}$ treated units in time period $1, 2, \dots, T$. It is equivalent to having $\frac{N(1+\omega_1)}{2}, \frac{N(\omega_2-\omega_1)}{2}, \dots, \frac{N(\omega_T-\omega_{T-1})}{2}$ untreated units to start the treatment in time period $1, 2, \dots, T$ and leaving $\frac{N(1-\omega_T)}{2}$ units in the control group in the end.

$$\begin{aligned} (\zeta^{(j)})^\top \zeta^{(m)} &= \sum_{i=1}^N \zeta_i^{(j)} \zeta_i^{(m)} = N \left[\frac{1+\omega_1}{2} \cdot v_T^{(j,m)} + \frac{\omega_2-\omega_1}{2} v_{T-1}^{(j,m)} + \dots + \frac{1-\omega_T}{2} \cdot v_0^{(j,m)} \right] \\ &= N \left[1 + \frac{v_T^{(j,m)} - v_{T-1}^{(j,m)}}{2} \omega_1 + \frac{v_{T-1}^{(j,m)} - v_{T-2}^{(j,m)}}{2} \omega_2 + \dots + \frac{v_1^{(j,m)} - v_0^{(j,m)}}{2} \omega_T \right], \end{aligned}$$

following $v_0^{(j,m)} = v_T^{(j,m)} = 1$.

We plug the expression of $\sum_{t=j}^{T-\ell+j-1} \mathbf{z}_{j-1+t}^\top \mathbf{z}_{m-1+t}$ and $(\zeta^{(j)})^\top \zeta^{(m)}$ into $a^{(j,m)}$ and multiply $a^{(j,m)}$ by $1/\sigma_\varepsilon^2$ to account for $\sigma_\varepsilon^2 \neq 1$, then we obtain Equation (EC.1.5).

To show Lemma EC.1.2, we plug the expression of $\sum_{t=j}^{T-\ell+j-1} \mathbf{z}_{j-1+t}^\top \mathbf{z}_{j-1+t}$ and $(\zeta^{(j)})^\top \zeta^{(j)}$ into $a^{(j,j)}$, and multiply $a^{(j,j)}$, $b^{(j,j)}$ and $c^{(j,j)}$ by $1/\sigma_\varepsilon^2$ to account for $\sigma_\varepsilon^2 \neq 1$ then we have

$$\begin{aligned} &\text{tr} (\mathbf{Z}_\ell^\top \boldsymbol{\Sigma}_e^{-1} (\boldsymbol{\Sigma}_e - \boldsymbol{\Gamma} (\boldsymbol{\Gamma}^\top \boldsymbol{\Sigma}_e^{-1} \boldsymbol{\Gamma})^{-1} \boldsymbol{\Gamma}^\top) \boldsymbol{\Sigma}_e^{-1} \mathbf{Z}_\ell) \\ &= \frac{1}{\sigma_\varepsilon^2} \sum_{j=1}^{\ell+1} (a^{(j,j)} + b^{(j,j)} + c^{(j,j)}) \\ &= -\frac{N}{\sigma_\varepsilon^2} \cdot \underbrace{\sum_{j=1}^{\ell+1} \left[\sum_{t=j}^{T-\ell-1+j} \omega_t^2 - \frac{1}{T-\ell} \left(\sum_{t=j}^{T-\ell-1+j} \omega_t \right)^2 + \sum_{t=j}^{T-\ell-1+j} \frac{2(T-\ell-1+2j-2t)}{T-\ell} \omega_t \right]}_{f_{j,1}(Z)} \end{aligned}$$

$$\begin{aligned}
& -\frac{N}{\sigma_\varepsilon^2} \cdot \underbrace{\sum_{j=1}^{\ell+1} \sum_{k=1}^{d_x} \left[\sum_{t=j}^{T-\ell+j-1} \left(\frac{1}{N} \sum_{i=1}^N X_{ik} z_{it} \right)^2 - \frac{1}{T-\ell} \left(\frac{1}{N} \sum_{t=j}^{T-\ell+j-1} \sum_{i=1}^N X_{ik} z_{it} \right)^2 \right]}_{f_{j,\mathbf{x}}(Z)} \\
& -\frac{N}{\sigma_\varepsilon^2} \sum_{j=1}^{\ell+1} \underbrace{\left[\frac{1}{N} \sum_{t=j}^{T-\ell+j-1} \mathbf{z}_t^\top \mathbf{U} (\mathbf{I}_k + \mathbf{U}^\top \mathbf{U})^{-1} \mathbf{U}^\top \mathbf{z}_t - \frac{1}{N(T-\ell)} \left(\sum_{t=j}^{T-\ell+j-1} \mathbf{z}_t \right)^\top \mathbf{U} (\mathbf{I}_k + \mathbf{U}^\top \mathbf{U})^{-1} \mathbf{U}^\top \left(\sum_{t=j}^{T-\ell+j-1} \mathbf{z}_t \right) \right]}_{f_{j,\mathbf{U}}(Z)},
\end{aligned}$$

where $f_{j,\mathbf{x}}(Z)$ can be written as $\sum_{k=1}^{d_x} (\boldsymbol{\omega}_{j:j_\ell}^{x_k})^\top \mathbf{P}_{\mathbf{1}_{T_\ell}} \boldsymbol{\omega}_{j:j_\ell}^{x_k}$, and $f_{j,\mathbf{U}}(Z)$ can be written as $f_{j,\mathbf{U}}(Z) = \frac{1}{N} \mathbf{z}_{j:j_\ell}^\top \mathbf{M}_\mathbf{U} \mathbf{z}_{j:j_\ell}$ with $\mathbf{M}_\mathbf{U} = \mathbf{P}_{\mathbf{1}_{T-\ell}} \otimes \mathbf{U} (\mathbf{I}_{d_u} + \mathbf{U}^\top \mathbf{U})^{-1} \mathbf{U}^\top$.

□

EC.2.2. Proof of Theorem 3.1

Proof of Theorem 3.1 As described in Section EC.1.8, if we can find a design that can separately minimize $f_{j,1}(Z)$, $f_{j,\mathbf{x}}(Z)$, $f_{j,\mathbf{U}}(Z)$, then this design can maximize the precision $\text{Prec}(\hat{\boldsymbol{\tau}})$.

Let us first consider the design that minimizes $f_{j,1}(Z)$. We can write it out as

$$f_{j,1}(Z) = \sum_{j=1}^{\ell+1} \left[\sum_{t=j}^{T-\ell-1+j} \omega_t^2 - \frac{1}{T-\ell} \left(\sum_{t=j}^{T-\ell-1+j} \omega_t \right)^2 + \sum_{t=1}^{T-\ell-1+j} \frac{2(T-\ell-1+2j-2t)}{T-\ell} \omega_t \right]. \quad (\text{EC.2.6})$$

The Lagrangian of $f_{j,1}(Z)$ is

$$\begin{aligned}
\mathcal{L}(\boldsymbol{\omega}, \boldsymbol{\lambda}, \boldsymbol{\kappa}, \boldsymbol{\iota}) &= \sum_{j=1}^{\ell+1} \left[\sum_{t=j}^{T-\ell-1+j} \omega_t^2 - \frac{1}{T-\ell} \left(\sum_{t=j}^{T-\ell-1+j} \omega_t \right)^2 + \sum_{t=1}^T \frac{2(T-\ell-1+2j-2t)}{T-\ell} \omega_t \right] \\
&+ \sum_{t=1}^T \lambda_t (-1 - \omega_t) + \sum_{t=1}^T \kappa_t (\omega_t - 1) + \sum_{t=1}^{T-1} \iota_t (\omega_t - \omega_{t+1}).
\end{aligned}$$

The KKT conditions of $\mathcal{L}(\boldsymbol{\omega}, \boldsymbol{\lambda}, \boldsymbol{\kappa}, \boldsymbol{\iota})$ are

$$\frac{\partial \mathcal{L}}{\partial \omega_t} = t\omega_t - \frac{\sum_{j=1}^t s_j}{T-\ell} + \frac{(T-\ell-t)t}{T-\ell} - \lambda_t + \kappa_t + \iota_t - \iota_{t-1} = 0, \quad t \leq \ell \quad (\text{EC.2.7})$$

$$\frac{\partial \mathcal{L}}{\partial \omega_t} = (\ell+1)\omega_t - \frac{\sum_{j=1}^{\ell+1} s_j}{T-\ell} + \frac{(\ell+1)(T+1-2t)}{T-\ell} - \lambda_t + \kappa_t + \iota_t - \iota_{t-1} = 0, \quad \ell < t \leq T-\ell \quad (\text{EC.2.8})$$

$$\frac{\partial \mathcal{L}}{\partial \omega_t} = (T+1-t)\omega_t - \frac{\sum_{j=1}^{T+1-t} s_j}{T-\ell} + \frac{(T-\ell-1)(T+1-t)}{T-\ell} - \lambda_t + \kappa_t + \iota_t - \iota_{t-1} = 0, \quad t > T-\ell \quad (\text{EC.2.9})$$

$$\lambda_t (-1 - \omega_t) = 0, \quad \kappa_t (\omega_t - 1) = 0, \quad \iota_t (\omega_t - \omega_{t+1}) = 0$$

$$-1 \leq \omega_t \leq 1, \quad \omega_t \leq \omega_{t+1}, \quad \lambda_t \geq 0, \quad \kappa_t \geq 0, \quad \iota_t \geq 0$$

where $s_j = \sum_{t=j}^{T-\ell-1+j} \omega_t$ for $j = 1, \dots, \ell+1$ and $\iota_0 = 0$.

The Hessian of $f(\boldsymbol{\omega})$ is positive semi-definite. Any solution that satisfies the KKT conditions is optimal.

First, we can show the optimal solution is symmetric with respect to the origin. The proof is as follows. If $\boldsymbol{\omega}^\dagger$ is the optimal solution that minimizes (EC.2.6), then we can show $\boldsymbol{\omega}^\ddagger = [-\omega_T^\dagger \ -\omega_{T-1}^\dagger \ \cdots \ -\omega_1^\dagger]$ has the same value in the objective function as $\boldsymbol{\omega}^\dagger$ because $\sum_{j=1}^{\ell+1} \sum_{t=1}^{T-\ell-1+j} \frac{2(T-\ell-1+2j-2t)}{T-\ell} \omega_t$ in $f(\boldsymbol{\omega})$ is symmetric with respect to the origin and similarly for the other two terms in $f(\boldsymbol{\omega})$. Since (EC.2.6) is convex, $f\left(\frac{\boldsymbol{\omega}^\dagger + \boldsymbol{\omega}^\ddagger}{2}\right) \leq \frac{1}{2}[f(\boldsymbol{\omega}^\dagger) + f(\boldsymbol{\omega}^\ddagger)] = f(\boldsymbol{\omega}^\dagger)$. Then if $\boldsymbol{\omega}^\dagger$ is optimal, $\boldsymbol{\omega}^\ddagger = \boldsymbol{\omega}^\dagger$.

Now we can focus on the ω that satisfies $[\omega_1 \ \omega_2 \ \cdots \ \omega_T] = [-\omega_T \ -\omega_{T-1} \ \cdots \ -\omega_1]$. From the definition of $s_j = \sum_{t=j}^{T-\ell-1+j} \omega_t$, we have $s_j = -s_{\ell+1-j}$. If ℓ is even, $s_{\ell/2+1} = 0$.

Now we are going to verify $\boldsymbol{\omega}^* = [\omega_1^* \ \omega_2^* \ \cdots \ \omega_T^*]$ defined in Equation (3.4) satisfies the KKT conditions with feasible $\boldsymbol{\lambda}, \boldsymbol{\kappa}, \boldsymbol{\iota}$.

Case 1: ω_t^* for $\ell < t \leq T - \ell$.

$\omega_t^* = -1 + \frac{2t-(\ell+1)}{T-\ell}$ satisfies Equation (EC.2.8) with $\lambda_t = \kappa_t = \iota_t = 0$ and $\iota_\ell = 0$.

Case 2: ω_t^* for $t \leq \ell$.

Given $\omega_t = -\omega_{T+1-t}$. We can simplify s_j to

$$s_j = \begin{cases} \sum_{t=j}^{\ell+1-j} \omega_t & \text{for } j = 1, \dots, \lfloor (\ell+1)/2 \rfloor \\ \sum_{t=T-j}^{T-\ell+j} \omega_t & \text{for } j = \lfloor (\ell+1)/2 \rfloor + 1, \dots, \ell+1. \end{cases}$$

As an example, when $\ell = 2$, we have $s_1 = \omega_1 + \omega_2$, $s_2 = 0$ and $s_3 = \omega_{T-1} + \omega_T$; when $\ell = 3$, we have $s_1 = \omega_1 + \omega_2 + \omega_3$, $s_2 = \omega_2$, $s_3 = \omega_{T-1}$ and $s_4 = \omega_{T-2} + \omega_{T-1} + \omega_T$. Furthermore, $s_j + s_{\ell+2-j} = 0$ for $1 \leq j \leq \ell+1$. Using this property, for $\lfloor \ell/2 \rfloor < t \leq \ell$, we have $\sum_{j=1}^t s_j = \sum_{j=1}^{\ell+1-t} s_j$.

Next we show when $\omega_t = -1$ for $t \leq \lfloor \ell/2 \rfloor$, there exist some ω_t for $\lfloor \ell/2 \rfloor < t \leq \ell$ and some feasible $\lambda_t, \kappa_t, \iota_t$ that satisfy Equation (EC.2.7).

When $\omega_t = -1$ for $t \leq \lfloor \ell/2 \rfloor$, then for $\lfloor \ell/2 \rfloor < t \leq \ell$, $\sum_{j=1}^t s_j = \sum_{j=1}^{\ell+1-t} s_j = [\sum_{j=1}^{\ell+1-t} (\lfloor \ell/2 \rfloor + 1 - j)] + \min(\ell+1-t, \ell - \lfloor \ell/2 \rfloor) \cdot \omega_{\lfloor \ell/2 \rfloor + 1} + \cdots + \min(\ell+1-t, 2) \cdot \omega_{\ell-1} + \min(\ell+1-t, 1) \cdot \omega_\ell$. As an example, when $\ell = 2$, $s_2 = -1 + \omega_2$; when $\ell = 3$, $s_1 + s_2 = -1 + 2\omega_2 + \omega_3$, $s_1 + s_2 + s_3 = -1 + \omega_2 + \omega_3$. We can rewrite Equation (EC.2.7) for $\lfloor \ell/2 \rfloor < t \leq \ell$ in a vectorized form as the following (we will consider Equation (EC.2.7) for $t \leq \lfloor \ell/2 \rfloor$ in the later part of this proof)

$$\begin{bmatrix} \frac{\partial \mathcal{L}}{\partial \omega_{\lfloor \ell/2 \rfloor + 1}} \\ \vdots \\ \frac{\partial \mathcal{L}}{\partial \omega_\ell} \end{bmatrix} = A^{(\ell)} \begin{bmatrix} \omega_{\lfloor \ell/2 \rfloor + 1} \\ \vdots \\ \omega_\ell \end{bmatrix} - b^{(\ell)} - \begin{bmatrix} \lambda_{\lfloor \ell/2 \rfloor + 1} \\ \vdots \\ \lambda_\ell \end{bmatrix} + \begin{bmatrix} \kappa_{\lfloor \ell/2 \rfloor + 1} \\ \vdots \\ \kappa_\ell \end{bmatrix} + \begin{bmatrix} \iota_{\lfloor \ell/2 \rfloor + 1} \\ \vdots \\ \iota_\ell \end{bmatrix} - \begin{bmatrix} \iota_{\lfloor \ell/2 \rfloor} \\ \vdots \\ \iota_{\ell-1} \end{bmatrix} = 0, \quad (\text{EC.2.10})$$

where $A^{(\ell)}$ and $b^{(\ell)}$ are defined in Equation (EC.1.2) and Equation (EC.1.3). When $[\omega_{\lfloor \ell/2 \rfloor + 1} \ \cdots \ \omega_\ell]^\top = (A^{(\ell)})^{-1} b^{(\ell)}$, Equation (EC.2.10) holds with $\lambda_t = \kappa_t = \iota_t = 0$ for $t = \lfloor \ell/2 \rfloor + 1, \dots, \ell$ and $\iota_{\lfloor \ell/2 \rfloor} = 0$. The remaining step is to verify the constraints $-1 \leq \omega_t \leq -1 + \frac{\ell+1}{T-\ell}$ and $\omega_t \leq \omega_{t+1}$ hold if $[\omega_{\lfloor \ell/2 \rfloor + 1} \ \cdots \ \omega_\ell]^\top = (A^{(\ell)})^{-1} b^{(\ell)}$.

Step 1: Show $-A^{(\ell)}\mathbf{1} \leq b^{(\ell)} \leq (-1 + \frac{\ell+1}{T-\ell})A^{(\ell)}\mathbf{1}$.

Note that the diagonal entries in $A^{(\ell)}$ are positive while the off-diagonal entries in $A^{(\ell)}$ are negative, then $A_{t',:}^{(\ell)}\boldsymbol{\omega}_{([\ell/2]+1):L}$ is increasing in ω_t and decreasing in ω_s for $t' = 1, \dots, \ell - \lfloor \ell/2 \rfloor$, $t = t' + \lfloor \ell/2 \rfloor$ and $s \neq t' + \lfloor \ell/2 \rfloor$. If $-A^{(\ell)}\mathbf{1} \leq b^{(\ell)} \leq (-1 + \frac{\ell+1}{T-\ell})A^{(\ell)}\mathbf{1}$ hold, then ω_t defined in $[\omega_{\lfloor \ell/2 \rfloor + 1} \cdots \omega_\ell]^\top = (A^{(\ell)})^{-1}b^{(\ell)}$ is between -1 and $-1 + \frac{\ell+1}{T-\ell}$ for $t = \lfloor \ell/2 \rfloor + 1, \dots, \ell$.

First, let us show $-A^{(\ell)}\mathbf{1} \leq b^{(\ell)}$, which is equivalent to showing every entry in $A^{(\ell)}\mathbf{1} + b^{(\ell)}$ is non-negative, that is, for $t' = 1, \dots, \ell - \lfloor \ell/2 \rfloor$, $(A^{(\ell)}\mathbf{1})_{t'} + b_{t'}^{(\ell)} \geq 0$. If ℓ is even, $\sum_{l=1}^{\ell-t}(\ell - \lfloor \ell/2 \rfloor + 1 - l) = \frac{t(\ell+1-t)}{2}$ and $\sum_{l=1}^{\ell-t}(\lfloor \ell/2 \rfloor + 1 - l) = \frac{t(\ell+1-t)}{2}$. Let $t = t' + \lfloor \ell/2 \rfloor$. We have

$$(A^{(\ell)}\mathbf{1})_{t'} + b_{t'}^{(\ell)} = t - \frac{1}{T-\ell} \frac{t(\ell+1-t)}{2} - t + \frac{t^2}{T-\ell} - \frac{1}{T-\ell} \frac{t(\ell+1-t)}{2} = \frac{t(2T-\ell-1)}{T-\ell} \geq 0.$$

If ℓ is odd, $\sum_{j=1}^{\ell-t}(\ell - \lfloor \ell/2 \rfloor + 1 - j) = \frac{(t+1)(\ell+1-t)}{2}$ and $\sum_{j=1}^{\ell-t}(\lfloor \ell/2 \rfloor + 1 - j) = \frac{(t-1)(\ell+1-t)}{2}$. We have

$$(A^{(\ell)}\mathbf{1})_{t'} + b_{t'}^{(\ell)} = t - \frac{1}{T-\ell} \frac{(t+1)(\ell+1-t)}{2} - t + \frac{t^2}{T-\ell} - \frac{1}{T-\ell} \frac{(t-1)(\ell+1-t)}{2} = \frac{t(2T-\ell-1)}{T-\ell} \geq 0.$$

Second, let us show $b^{(\ell)} \leq (-1 + \frac{\ell+1}{T-\ell})A^{(\ell)}\mathbf{1}$, which is equivalent to showing every entry in $(1 - \frac{\ell+1}{T-\ell})A^{(\ell)}\mathbf{1} + b^{(\ell)}$ is non-positive, that is, for $t' = 1, \dots, \ell - \lfloor \ell/2 \rfloor$, $(A^{(\ell)}(1 - \frac{\ell+1}{T-\ell})\mathbf{1})_{t'} + b_{t'}^{(\ell)} \leq 0$. If ℓ is even

$$\left(A^{(\ell)}\left(1 - \frac{\ell+1}{T-\ell}\right)\mathbf{1}\right)_{t'} + b_{t'}^{(\ell)} = \frac{t(2T-\ell-1)}{T-\ell} - \frac{\ell+1}{T-\ell} \left(t - \frac{t(\ell+1-t)}{2(T-\ell)}\right) = \frac{t(T-\ell-1)}{T-\ell} \left(2 - \frac{1}{2} \frac{\ell+1}{T-\ell}\right) < 0$$

following $t(T-\ell-1) < 0$ and $2 - \frac{1}{2} \frac{\ell+1}{T-\ell} > 0$. If ℓ is odd,

$$\left(A^{(\ell)}\left(1 - \frac{\ell+1}{T-\ell}\right)\mathbf{1}\right)_{t'} + b_{t'}^{(\ell)} = \frac{t(2T-\ell-1)}{T-\ell} - \frac{\ell+1}{T-\ell} \left(t - \frac{(t+1)(\ell+1-t)}{2(T-\ell)}\right) = \frac{t(T-\ell-1)}{T-\ell} \left(2 - \frac{t+1}{2t} \frac{\ell+1}{T-\ell}\right) < 0$$

following $t(T-\ell-1) < 0$ and $2 - \frac{t+1}{2t} \frac{\ell+1}{T-\ell} > 0$.

Step 2: Show $-b_{t'}^{(\ell)}/(A^{(\ell)}\mathbf{1})_{t'}$ is non-decreasing in t' for $t' = 1, \dots, \ell - \lfloor \ell/2 \rfloor$.

Note that the diagonal entries in $A^{(\ell)}$ are positive while the off-diagonal entries in $A^{(\ell)}$ are negative, then $A_{t',:}^{(\ell)}\boldsymbol{\omega}_{([\ell/2]+1):L}$ is increasing in ω_t and decreasing in ω_s for $t' = 1, \dots, \ell - \lfloor \ell/2 \rfloor$, $t = t' + \lfloor \ell/2 \rfloor$ and $s \neq t' + \lfloor \ell/2 \rfloor$. If $-b_{t'}^{(\ell)}/(A^{(\ell)}\mathbf{1})_{t'}$ is non-decreasing in t' , then ω_t is non-decreasing in t , where $t = t' + \lfloor \ell/2 \rfloor$.

Let $c_{t'}$ be the $c_{t'}$ that satisfies $(A^{(\ell)}(-1 + \frac{c_{t'}}{T-\ell})\mathbf{1})_{t'} = b_{t'}^{(\ell)}$ and let $t = t' + \lfloor \ell/2 \rfloor$. If ℓ is even, we have

$$\begin{aligned} \frac{t(2T-\ell-1)}{T-\ell} &= \frac{c_{t'}}{T-\ell} \left(t - \frac{1}{T-\ell} \frac{t(\ell+1-t)}{2}\right) \\ \Leftrightarrow 2T-\ell-1 &= c_{t'} \frac{t+2T-3\ell-1}{2(T-\ell)}. \end{aligned}$$

Since $\frac{\partial(2T-\ell-1)}{\partial t} = 2$, $\frac{\partial t+2T-3\ell-1}{\partial t} = \frac{1}{2(T-\ell)}$, and $2 > \frac{1}{2(T-\ell)}$, we have $c_{t'}$ increases in t and t' . This implies $-b_{t'}^{(\ell)}/(A^{(\ell)}\mathbf{1})_{t'}$ is non-decreasing in t' for even ℓ .

If ℓ is odd, we have

$$\begin{aligned} \frac{t(2T - \ell - 1)}{T - \ell} &= \frac{c_{t'}}{T - \ell} \left(t - \frac{1}{T - \ell} \frac{(t + 1)(\ell + 1 - t)}{2} \right) \\ \Leftrightarrow 2T - \ell - 1 &= c_{t'} \left(1 + \frac{(t + 1)(T - \ell - 1)}{2t(T - \ell)} \right). \end{aligned}$$

Since $\frac{\partial(2T - \ell - 1)}{\partial t} = 2$, $\frac{\partial \frac{t+2T-3\ell-1}{2(T-\ell)}}{\partial t} \leq \frac{\ell+3}{\ell+1} \frac{1}{T-\ell}$, and $2 > \frac{\ell+3}{(T-\ell)(\ell+1)}$, we have $c_{t'}$ increases in t and t' . This again implies $-b_{t'}^{(\ell)} / (A^{(\ell)} \mathbf{1})_{t'}$ is non-decreasing in t' for odd ℓ .

We have verified that for $\lfloor \ell/2 \rfloor < t \leq \ell$, ω_t defined in $[\omega_{\lfloor \ell/2 \rfloor + 1} \cdots \omega_\ell]^\top = (A^{(\ell)})^{-1} b^{(\ell)}$ satisfies the KKT conditions. The remaining step is to verify for $t \leq \lfloor \ell/2 \rfloor$, ω_t defined as $\omega_t = -1$ satisfies the KKT conditions. When $\omega_t = -1$, constraints $-1 \leq \omega_t \leq 1$, $\omega_t \leq \omega_{t+1}$ for $t \leq \lfloor \ell/2 \rfloor$ and $\omega_{\lfloor \ell/2 \rfloor} \leq \omega_{\lfloor \ell/2 \rfloor + 1}$ are satisfied. We only need to verify that we can find feasible $\lambda_t, \kappa_t, \iota_t$ to satisfy Equation (EC.2.7). Since $\omega_t = -1$, from complementary slackness, $\kappa_t = 0$. Plug $\omega_t = -1$ into Equation (EC.2.7), we have

$$\begin{aligned} \lambda_1 - \iota_1 &= -\frac{1 + s_1}{T - \ell} \\ \lambda_t - \iota_t + \iota_{t-1} &= -\frac{t^2 + \sum_{j=1}^t s_j}{T - \ell} \text{ for } t = 2, \dots, \lfloor \ell/2 \rfloor - 1 \\ \lambda_t + \iota_{t-1} &= -\frac{t^2 + \sum_{j=1}^t s_j}{T - \ell} \text{ for } t = \lfloor \ell/2 \rfloor \end{aligned}$$

We only need to verify $-\frac{t^2 + \sum_{j=1}^t s_j}{T - \ell} \geq 0$ for $t = \lfloor \ell/2 \rfloor$ as for the other conditions, $\lambda_t - \iota_t$ and $\lambda_t - \iota_t + \iota_{t-1}$ can take any value by properly choosing λ_t and ι_t .

Note that $\frac{1}{T - \ell} \sum_{j=1}^{\lfloor \ell/2 \rfloor} s_j = \frac{1}{T - \ell} \sum_{j=1}^{L+1 - \lfloor \ell/2 \rfloor} s_j = (\ell + 1 - \lfloor \ell/2 \rfloor)(\omega_{\ell+1 - \lfloor \ell/2 \rfloor} + 1) - \frac{(\ell+1 - \lfloor \ell/2 \rfloor)^2}{T - \ell}$. Furthermore, if we can show $\omega_{\ell+1 - \lfloor \ell/2 \rfloor} + 1 \leq \frac{\ell+1}{T - \ell} \frac{1}{\ell+1 - \lfloor \ell/2 \rfloor}$ for even ℓ and $\omega_{\ell+1 - \lfloor \ell/2 \rfloor} + 1 \leq \frac{\ell+1}{T - \ell} \frac{2}{\ell+1 - \lfloor \ell/2 \rfloor}$ for odd ℓ , then we have

$$\begin{aligned} &-\frac{\lfloor \ell/2 \rfloor^2}{T - \ell} - (\ell + 1 - \lfloor \ell/2 \rfloor)(\omega_{\ell+1 - \lfloor \ell/2 \rfloor} + 1) + \frac{(\ell + 1 - \lfloor \ell/2 \rfloor)^2}{T - \ell} \\ &= \frac{(\ell + 1 - 2\lfloor \ell/2 \rfloor)(\ell + 1)}{T - \ell} - (\ell + 1 - \lfloor \ell/2 \rfloor)(\omega_{\ell+1 - \lfloor \ell/2 \rfloor} + 1) \geq 0 \end{aligned}$$

and therefore $-\frac{t^2 + \sum_{j=1}^t s_j}{T - \ell} \geq 0$.

Next is to show “ $\omega_{\ell+1 - \lfloor \ell/2 \rfloor} + 1 \leq \frac{\ell+1}{T - \ell} \frac{1}{\ell+1 - \lfloor \ell/2 \rfloor}$ for even ℓ and $\omega_{\ell+1 - \lfloor \ell/2 \rfloor} + 1 \leq \frac{\ell+1}{T - \ell} \frac{2}{\ell+1 - \lfloor \ell/2 \rfloor}$ for odd ℓ .” Denote $c_t^u := -1 + \frac{\ell+1}{T - \ell} \frac{t'}{[(\ell+1)/2] + 1}$. If we can show $\omega_t \leq -1 + \frac{\ell+1}{T - \ell} \frac{t'}{[(\ell+1)/2] + 1} := c_t^u$ for $t = t' + \lfloor \ell/2 \rfloor$, then it implies “ $\omega_{\ell+1 - \lfloor \ell/2 \rfloor} + 1 \leq \frac{\ell+1}{T - \ell} \frac{1}{\ell+1 - \lfloor \ell/2 \rfloor}$ for even ℓ and $\omega_{\ell+1 - \lfloor \ell/2 \rfloor} + 1 \leq \frac{\ell+1}{T - \ell} \frac{2}{\ell+1 - \lfloor \ell/2 \rfloor}$ for odd ℓ .” Note that the diagonal entries in $A^{(\ell)}$ are positive while the off-diagonal entries in $A^{(\ell)}$ are negative, then $A_{t', \cdot}^{(\ell)} \omega_{(\lfloor \ell/2 \rfloor + 1):L}$ is increasing in ω_t and decreasing in ω_s for $t = t' + \lfloor \ell/2 \rfloor$ and $s \neq t' + \lfloor \ell/2 \rfloor$.

We only need to show $(A^{(\ell)}c^u)_{\ell-\lfloor \ell/2 \rfloor} \geq b_{\ell-\lfloor \ell/2 \rfloor}^{(\ell)}$, where $c^u = [c_{\lfloor \ell/2 \rfloor+1}^u \cdots c_{\ell-\lfloor \ell/2 \rfloor}^u]^\top$. If ℓ is even, and when $T > \frac{\ell^2+11\ell+2}{8}$,

$$-(A^{(\ell)}c^u)_{\ell-\lfloor \ell/2 \rfloor} + b_{\ell-\lfloor \ell/2 \rfloor}^{(\ell)} = \frac{\ell(\ell-1)}{T-\ell} - \frac{\ell(\ell+1)}{T-\ell} \left(\frac{\ell}{\ell+2} - \frac{4}{T-\ell} \right) = -\frac{\ell}{T-\ell} \left(\frac{2}{\ell+2} - \frac{\ell+1}{4(T-\ell)} \right) < 0.$$

If ℓ is odd, and when $T > \frac{\ell^3+13\ell^2+7\ell+3}{8\ell}$ (note that $\frac{\ell^3+13\ell^2+7\ell+3}{8\ell} > \frac{\ell^2+11\ell+2}{8}$),

$$-(A^{(\ell)}c^u)_{\ell-\lfloor \ell/2 \rfloor} + b_{\ell-\lfloor \ell/2 \rfloor}^{(\ell)} = \frac{\ell(\ell-1)}{T-\ell} - \frac{\ell(\ell+1)}{T-\ell} \frac{\ell+1}{\ell+3} + \frac{(\ell+1)^2}{4(T-\ell)^2} = -\frac{1}{T-\ell} \left(\frac{2\ell}{\ell+3} - \frac{(L+2)^2}{4(T-\ell)} \right) < 0.$$

Case 3: ω_t^* for $t > T - \ell$.

This is a symmetric case of ω_t^* for $t < \ell$. The proof of ω_t^* for $t > T - \ell$ carries over to this case.

Combining three cases together, we have verified that the ω^* defined in Equation (3.5) satisfies the KKT conditions and the Hessian of (EC.2.6) is positive semi-definite, then ω^* is an optimal solution that minimizes $f_{j,1}(Z)$.

Next is to find a solution that minimizes $f_{j,\mathbf{X}}(Z)$. Note that $f_{j,\mathbf{X}}(Z)$ can be written as $\sum_{k=1}^{d_x} (\omega_{j:j\ell}^{x_k})^\top \mathbf{P}_{\mathbf{1}_{T_\ell}} \omega_{j:j\ell}^{x_k} \cdot \mathbf{P}_{\mathbf{1}_{T_\ell}}$ is a positive semi-definite matrix with one eigenvalue to be 0 and the corresponding eigenvector to be $\mathbf{1}$. Therefore, $(\omega_{j:j\ell}^{x_k})^\top \mathbf{P}_{\mathbf{1}_{T_\ell}} \omega_{j:j\ell}^{x_k} \geq 0$ for all \mathbf{z} and the minimum value is attained when $\mathbf{X}^\top \mathbf{z}_t$ is the same for all t , or equivalently $\frac{1}{N} \sum_{i=1}^N X_i z_{it} = \mu_X$ for some $\mu_X \in \mathbb{R}^{d_x}$.

Finally is to find a solution that minimizes $f_{j,\mathbf{U}}(Z)$. Note that $f_{j,\mathbf{U}}(Z)$ can be written as $f_{j,\mathbf{U}}(Z) = \frac{1}{N} \mathbf{z}_{j:j\ell}^\top \mathbf{M}_{\mathbf{U}} \mathbf{z}_{j:j\ell}$ with $\mathbf{M}_{\mathbf{U}} = \mathbf{P}_{\mathbf{1}_{T-\ell}} \otimes \mathbf{U}(\mathbf{I}_{d_u} + \mathbf{U}^\top \mathbf{U})^{-1} \mathbf{U}^\top$. Similar to $f_{j,\mathbf{X}}(Z)$, $\mathbf{z}^\top \mathbf{M}_{\mathbf{U}} \mathbf{z} \geq 0$ for all \mathbf{z} and the minimum value is attained when $\mathbf{U}^\top \mathbf{z}_t$ is the same for all t , or equivalently, $\frac{1}{N} \sum_{i=1}^N u_i z_{it} = \mu_U$ for some $\mu_U \in \mathbb{R}^{d_u}$.

Combining the optimality conditions for $f_{j,1}(Z)$, $f_{j,\mathbf{X}}(Z)$ and $f_{j,\mathbf{U}}(Z)$. A solution is optimal if it satisfies

$$\frac{1}{N} \sum_{i=1}^N z_{it} = \omega_t^*, \quad \frac{1}{N} \sum_{i=1}^N X_i z_{it} = \mu_X, \quad \frac{1}{N} \sum_{i=1}^N u_i z_{it} = \mu_U, \quad \text{for all } t. \quad (\text{EC.2.11})$$

We, therefore, finish the proof of Theorem 3.1. \square

EC.2.3. Proof of Proposition EC.1.2

Proof of Proposition EC.1.2 Let Z^* be the optimal solution to (3.2) with relaxed constraint $z_{it} \in [-1, +1]$, and therefore Z^* is feasible and satisfies all the conditions in Theorem 3.1. Note that

$$\text{tr}(\text{Prec}(\hat{\tau}))_{Z^*} \geq \text{tr}(\text{Prec}(\hat{\tau}))_{Z^{\text{int}*}} \geq \text{tr}(\text{Prec}(\hat{\tau}))_{Z^{\text{rnd}}}.$$

We can provide a bound of $\text{tr}(\text{Prec}(\hat{\tau}))_{Z^{\text{int}*}} - \text{tr}(\text{Prec}(\hat{\tau}))_{Z^{\text{rnd}}}$ by bounding

$$\text{tr}(\text{Prec}(\hat{\tau}))_{Z^*} - \text{tr}(\text{Prec}(\hat{\tau}))_{Z^{\text{rnd}}},$$

which is what we are going to do in the following.

Note that when $d_u = 0$,

$$\text{tr}(\text{Prec}(\hat{\tau}))_Z = -\frac{N}{\sigma_\varepsilon^2} (f_{\mathbf{1}}(Z) + f_{\mathbf{X}}(Z)),$$

where

$$f_{\mathbf{1}}(Z) = \sum_{j=1}^{\ell+1} \underbrace{\left[\sum_{t=j}^{T-\ell-1+j} \omega_t^2 - \frac{1}{T-\ell} \left(\sum_{t=j}^{T-\ell-1+j} \omega_t \right)^2 + \sum_{t=j}^{T-\ell-1+j} \frac{2(T-\ell-1+2j-2t)}{T-\ell} \omega_t \right]}_{f_{j,\mathbf{1}}(Z)}$$

$$f_{\mathbf{X}}(Z) = \sum_{j=1}^{\ell+1} \sum_{k=1}^{d_x} \underbrace{\left[\sum_{t=j}^{T-\ell+j-1} \left(\frac{1}{N} \sum_{i=1}^N X_{ik} z_{it} \right)^2 - \frac{1}{T-\ell} \left(\frac{1}{N} \sum_{t=j}^{T-\ell+j-1} \sum_{i=1}^N X_{ik} z_{it} \right)^2 \right]}_{f_{j,\mathbf{X}}(Z)}.$$

We can bound $\text{tr}(\text{Prec}(\hat{\tau}))_{Z^*} - \text{tr}(\text{Prec}(\hat{\tau}))_{Z^{\text{rnd}}}$ by bounding $f_{\mathbf{1}}(Z^{\text{rnd}}) - f_{\mathbf{1}}(Z^*)$ and $f_{\mathbf{X}}(Z^{\text{rnd}}) - f_{\mathbf{X}}(Z^*)$.

Let us bound the gap between $f_{\mathbf{1}}(Z^{\text{rnd}})$ and $f_{\mathbf{1}}(Z^*)$.

Note that ω_t is bounded between -1 and $+1$ and the eigenvalues of the Hessian of $f_{j,\mathbf{1}}(Z)$ are either 1 or 0. Therefore, for all j ,

$$f_{j,\mathbf{1}}(Z) = O(T - \ell).$$

Next let us bound the difference between ω_t^{rnd} and ω_t^* . We introduce the notation $\omega_{g,t}$:

$$\omega_{g,t} = \frac{1}{|\mathcal{O}_g|} \sum_{i \in \mathcal{O}_g} \underbrace{(2 \cdot \mathbf{1}_{A_i \leq t} - 1)}_{z_{it}}$$

be the treated fraction of units in stratum g scaled between -1 and $+1$. Let $\omega_{g,t}^{\text{rnd}}$ be the value of $\omega_{g,t}$ evaluated at the rounded feasible solution $\{A_i^{\text{rnd}}\}_{i=1}^N$.

Since we use the nearest rounding rule to get a feasible Z^{rnd} , we have $|\omega_{g,t}^{\text{rnd}} - \omega_{g,t}^*| \leq \frac{1}{|\mathcal{O}_g|}$ for all t and g , and therefore,

$$|w_{\ell,t}^{\text{rnd}} - w_{\ell,t}^*| = \left| \sum_{g=1}^G p_g (\omega_{g,t}^{\text{rnd}} - \omega_{g,t}^*) \right| \leq \sum_{g=1}^G p_g |\omega_{g,t}^{\text{rnd}} - \omega_{g,t}^*| \leq \sum_{g=1}^G \frac{p_g}{N_{\min}} = O\left(\frac{1}{N_{\min}}\right).$$

Let $\delta_t = w_t^{\text{rnd}} - w_t^*$. The difference between $f_{j,\mathbf{1}}(Z^{\text{rnd}}) + f_{\ell+1-j,\mathbf{1}}(Z^{\text{rnd}})$ and $f_{j,\mathbf{1}}(Z^*) + f_{\ell+1-j,\mathbf{1}}(Z^*)$ equals

$$\begin{aligned} & (f_{j,\mathbf{1}}(Z^{\text{rnd}}) + f_{\ell+1-j,\mathbf{1}}(Z^{\text{rnd}})) - (f_{j,\mathbf{1}}(Z^*) + f_{\ell+1-j,\mathbf{1}}(Z^*)) \\ &= 2 \underbrace{\left(\sum_{t=j}^{T-\ell-1+j} \omega_{\ell,t}^* \delta_t + \sum_{t=\ell+1-j}^{T-j} \omega_{\ell,t}^* \delta_t \right)}_{a_1} \end{aligned}$$

$$\begin{aligned}
& - \frac{2}{T-\ell} \underbrace{\left[\left(\sum_{t=j}^{T-\ell-1+j} \omega_{\ell,t}^* \right) \left(\sum_{t=j}^{T-\ell-1+j} \delta_t \right) + \left(\sum_{t=\ell+1-j}^{T-j} \omega_{\ell,t}^* \right) \left(\sum_{t=\ell+1-j}^{T-j} \delta_t \right) \right]}_{a_2} \\
& + \underbrace{\left(\sum_{t=j}^{T-\ell-1+j} \delta_t^2 + \sum_{t=\ell+1-j}^{T-j} \delta_t^2 \right)}_{a_3} - \frac{1}{T-\ell} \underbrace{\left[\left(\sum_{t=j}^{T-\ell-1+j} \delta_t \right)^2 + \left(\sum_{t=\ell+1-j}^{T-j} \delta_t \right)^2 \right]}_{a_4} \\
& + \underbrace{\left(\sum_{t=j}^{T-\ell-1+j} b_{\ell,t} \delta_t + \sum_{t=\ell+1-j}^{T-j} b_{\ell,t} \delta_t \right)}_{a_5}
\end{aligned}$$

Since $\omega_{\ell,t}^* = -\omega_{\ell,T+1-t}^*$ for all t , we have $\omega_{\ell,t}^* \delta_t + \omega_{\ell,T+1-t}^* \delta_{T+1-t} = 0$ and $b_{\ell,t} \delta_t + b_{\ell,T+1-t} \delta_{T+1-t} = 0$ following the property of our rounding algorithm. Therefore, assuming N is even, we have

$$a_1 = 0 \quad a_2 = 0 \quad a_5 = 0$$

and

$$(f_{j,1}(Z^{\text{rnd}}) + f_{\ell+1-j,1}(Z^{\text{rnd}})) - (f_{j,1}(Z^*) + f_{\ell+1-j,1}(Z^*)) = a_3 + a_4 = O\left(\frac{2(T-\ell)}{N_{\min}^2}\right).$$

We sum j together and obtain

$$f_1(Z^{\text{rnd}}) - f_1(Z^*) = O\left(\frac{(\ell+1)(T-\ell)}{N_{\min}^2}\right).$$

Next let us bound the gap between $\sum_{j=1}^{\ell+1} f_{j,\mathbf{X}}(Z^{\text{rnd}})$ and $\sum_{j=1}^{\ell+1} f_{j,\mathbf{X}}(Z^*)$. Then for each covariate X_{ik} ,

$$|w_{\ell,t}^{x_k, \text{rnd}} - w_{\ell,t}^{x_k, *}| = \left| \sum_{g=1}^G p_g x_{gk} (\omega_{g,t}^{\text{rnd}} - \omega_{g,t}^*) \right| \leq \sum_{g=1}^G p_g x_{j, \max} |\omega_{g,t}^{\text{rnd}} - \omega_{g,t}^*| \leq \sum_{g=1}^G \frac{p_g x_{k, \max}}{N_{\min}} = O\left(\frac{x_{k, \max}}{N_{\min}}\right).$$

We use a similar procedure as above and obtain that for covariate X_{ik} ,

$$(f_{j,\mathbf{X}_k}(Z^{\text{rnd}}) + f_{\ell+1-j,\mathbf{X}_k}(Z^{\text{rnd}})) - (f_{j,\mathbf{X}_k}(Z^*) + f_{\ell+1-j,\mathbf{X}_k}(Z^*)) = O\left(\frac{2x_{k, \max}^2(T-\ell)}{N_{\min}^2}\right).$$

We sum over k (all covariates) and j (all treatment effects) together and obtain

$$f_{\mathbf{X}}(Z^{\text{rnd}}) - f_{\mathbf{X}}(Z^*) = O\left(\frac{(\ell+1)(T-\ell) \sum_{k=1}^{d_x} x_{k, \max}^2}{N_{\min}^2}\right).$$

Since both $f_{\mathbf{X}}(Z^*)$ and $f_{\mathbf{X}}(Z^*)$ are at the order of $O((\ell+1)(T-\ell))$, we have

$$f_1(Z^{\text{rnd}}) + f_{\mathbf{X}}(Z^{\text{rnd}}) = (f_1(Z^{\text{rnd}}) + f_{\mathbf{X}}(Z^{\text{rnd}})) \cdot \left(1 + O\left(\frac{1 + \sum_{k=1}^{d_x} x_{k, \max}^2}{N_{\min}^2}\right)\right)$$

and from the definition of $\text{tr}(\text{Prec}(\hat{\boldsymbol{\tau}}))_Z$ we have

$$\text{tr}(\text{Prec}(\hat{\boldsymbol{\tau}}))_{Z^{\text{rnd}}} = \text{tr}(\text{Prec}(\hat{\boldsymbol{\tau}}))_{Z^*} \cdot \left(1 + \mathcal{O} \left(\frac{1 + \sum_{k=1}^{d_x} x_{k,\text{max}}^2}{N_{\text{min}}^2} \right) \right).$$

Together with $\text{tr}(\text{Prec}(\hat{\boldsymbol{\tau}}))_{Z^*} \geq \text{tr}(\text{Prec}(\hat{\boldsymbol{\tau}}))_{Z^{\text{int}*}}$, we have

$$\text{tr}(\text{Prec}(\hat{\boldsymbol{\tau}}))_{Z^{\text{rnd}}} = \text{tr}(\text{Prec}(\hat{\boldsymbol{\tau}}))_{Z^{\text{int}*}} \cdot \left(1 + \mathcal{O} \left(\frac{1 + \sum_{k=1}^{d_x} x_{k,\text{max}}^2}{N_{\text{min}}^2} \right) \right).$$

This concludes the proof of Proposition EC.1.2. \square

EC.3. Supplementary Material for Adaptive Experiments

EC.3.1. Dynamic Program to Solve ω_{t+1}

In this section, we provide supplementary details on the dynamic program used to make adaptive treatment decisions for ATU. In this dynamic program, let the dynamic system be

$$x_{s+1} = \tilde{f}(x_s, \omega_{s+1}, \eta_{s+1}), \quad \forall s \leq T_{\max} - 1,$$

where x_s is the state of the system and summarizes the information up to time s with the definition provided below, ω_{s+1} is our decision variable at time s , $\eta_{s+1} \in \{0, 1\}$ is a random variable with $\eta_{s+1} = 0$ indicating that the experiment has been terminated at time $s + 1$, and $\eta_{s+1} = 1$ denoting otherwise. The sequence of random variables $\{\eta_s\}_{s \in [T_{\max}]}$ are sampled as follows. We first sample a termination time \tilde{T} from $P_t(\tilde{T})$, and ξ_s equals to

$$\eta_s = \mathbf{1}_{s \leq \tilde{T}}, \quad \forall s \in [T_{\max}].$$

Given ω_s and η_s , we define x_s as a tuple with two elements

$$x_s = \left(\underbrace{\omega_{1:s}}_{x_{s1}}, \underbrace{\sum_{q=1}^s \eta_q}_{x_{s2}} \right).$$

The first element x_{s1} is $\omega_{1:s} = (\omega_1, \dots, \omega_s)$. The second element x_{s2} is the number of periods that the experiment has run up to time s . If $s > \tilde{T}$, then $x_{s2} = \tilde{T}$. Given the definition of x_s , the function $\tilde{f}(\cdot)$ works as follows. $\tilde{f}(\cdot)$ appends ω_s to x_{s1} to obtain $x_{s+1,1}$, and adds ξ_{s+1} to x_{s2} to obtain $x_{s+1,2}$.

Finally we define the cost function for the dynamic program. Let $h_{T_{\max}}(x_{T_{\max}})$ be the terminal cost incurred at the end of the experiment, which is defined as

$$h_{T_{\max}}(x_{T_{\max}}) = -\tilde{T} \cdot g_{\tau}(\omega, \tilde{T}),$$

where $\tilde{T} = x_{T_{\max}2} = \sum_{q=1}^{T_{\max}} \eta_q$. The definition of cost is aligned with our objective to maximize the estimation precision post experiment. We do not have an intermediate cost in this dynamic program.

We can formulate the dynamic program as an optimization of the expected cost

$$\mathbb{E}_{\{\eta_s\}_{s \in [T_{\max}]}} [h_{T_{\max}}(x_{T_{\max}})],$$

where the expectation is with respect to the joint distribution of $\{\xi_s\}_{s \in [T_{\max}]}$. This expected value is equivalent to that in Section 4.2. The optimization is with respect to the decision variables $\omega_{t+1}, \dots, \omega_{T_{\max}}$ subject to the constraints

$$\omega_{\text{atu}, t} \leq \omega_{t+1} \leq \omega_{t+2} \leq \dots \leq \omega_{T_{\max}} \leq 1.$$

The optimal ω_{t+1} is then used to make treatment decisions for ATU, such that the average of $z_{i,t+1}$ over i equals to ω_{t+1}^* .

EC.3.2. Additional Results

PROPOSITION EC.3.1. *Suppose the Assumptions in Lemma 4.1 hold. Suppose $\tilde{T} < T_{\max}$. For a sufficiently large N , conditional on $\tilde{T} = T$,*

$$\text{Prec}(\hat{\tau}_{\text{all},T}) > \frac{NT}{\sigma_\varepsilon^2} g_\tau(\boldsymbol{\omega}_{\text{bm},1:T}, T).$$

PROPOSITION EC.3.2. *Suppose the Assumptions in Lemma 4.1 hold, and ε_{is} is i.i.d. bounded σ -sub-gaussian random variables with mean zero and variance σ_ε^2 . If the estimated precision exceeds the threshold c_0 , that is, $NT/\widehat{\sigma}_{\text{atu},1,T}^2 \cdot g_\tau(\boldsymbol{\omega}, T) \geq c_0 + \delta$, then the corresponding true precision with the same $\boldsymbol{\omega}$ exceeds the threshold c_0 , $NT/\sigma_\varepsilon^2 \cdot g_\tau(\boldsymbol{\omega}, T) \geq c_0$ with probability at least*

$$1 - (4 + 2T) \exp(-Np_{\text{atu},1} \cdot Tc_1^2/(2\sigma^2)) = 1 - O(\exp(-N^2T^2)) \quad (\text{EC.3.1})$$

for

$$c_1 = \frac{\sqrt{\left(1 + \sigma_\varepsilon \sqrt{2/(T-1)}\right)^2 + 4\Delta(2T-1)/(T-1)} - \left(1 + \sigma \sqrt{2/(T-1)}\right)}{2(2T-1)/(T-1)}$$

with

$$\Delta = NT \left(\frac{1}{c_0 + \delta} - \frac{1}{c_0} \right) \cdot g_\tau(\boldsymbol{\omega}_{\text{bm}}, T)$$

Proof of Proposition EC.3.1 Recall that the definition of $\text{Prec}(\hat{\tau}_{\text{all},T})$ is

$$\text{Prec}(\hat{\tau}_{\text{all},T}) = \frac{NT}{\sigma_\varepsilon^2} g_\tau(\boldsymbol{\omega}_{\text{all},1:T}, T).$$

Then proving this proposition is equivalent to proving

$$g_\tau(\boldsymbol{\omega}_{\text{all},T}, T) > g_\tau(\boldsymbol{\omega}_{\text{bm},1:T}, T).$$

Since $\boldsymbol{\omega}_{\text{all},1:T}$ is the average of Z_{it} over i in both ATU and NTU for every t , we have

$$\boldsymbol{\omega}_{\text{all},1:T} = p_{\text{ntu}} \boldsymbol{\omega}_{\text{bm},1:T} + (1 - p_{\text{ntu}}) \cdot \boldsymbol{\omega}_{\text{atu},1:T},$$

where $\boldsymbol{\omega}_{\text{atu},t+1}$ is solved from a dynamic program based on the empirical distribution of experiment duration, $P_t(\cdot)$. When N is sufficiently large (as assumed in the proposition), the confidence interval for $\widehat{\sigma}_{\text{ntu},t}^2$ used to obtain $P_t(\cdot)$ is sufficiently narrow. Then $P_t(\cdot)$ has probability one at T and zero elsewhere for all t . Using this property, and the cost function of the dynamic program, $\boldsymbol{\omega}_{\text{atu},t+1}$ is the solution that minimizes

$$\mathbb{E}_{\tilde{T} \sim P_t(\tilde{T})} \left[-\tilde{T} \cdot g_\tau \left((\boldsymbol{\omega}_{\text{atu},1:t}, \boldsymbol{\omega}_{(t+1):\tilde{T}}), \tilde{T} \right) \right] = -T \cdot g_\tau \left((\boldsymbol{\omega}_{\text{atu},1:t}, \boldsymbol{\omega}_{(t+1):T}), T \right),$$

for all $t \geq t_0$ (t_0 is the first period to make adaptive treatment decisions for subsequent periods). For the first t_0 periods, $\boldsymbol{\omega}_{\text{atu},1:t_0} = \boldsymbol{\omega}_{\text{bm},1:t_0}$. Therefore, $\boldsymbol{\omega}_{\text{bm}}$ is also a feasible solution for the dynamic program. However, $\boldsymbol{\omega}_{\text{atu}}$ is solution with lower cost (when $T < T_{\max}$), and then

$$g_\tau(\boldsymbol{\omega}_{\text{atu}}, T) > g_\tau(\boldsymbol{\omega}_{\text{bm}}, T)$$

Recall that for a generic $\boldsymbol{\omega}$, $g_\tau(\boldsymbol{\omega}, T) = -2\mathbf{b}^\top \boldsymbol{\omega} - \boldsymbol{\omega}^\top P_{1T} \boldsymbol{\omega}$, which is a concave function of $\boldsymbol{\omega}$. Therefore,

$$\begin{aligned} g_\tau(\boldsymbol{\omega}_{\text{all}}, T) &> p_{\text{ntu}} g_\tau(\boldsymbol{\omega}_{\text{bm}}, T) + (1 - p_{\text{ntu}}) g_\tau(\boldsymbol{\omega}_{\text{atu}}, T) \\ &> g_\tau(\boldsymbol{\omega}_{\text{bm}}, T). \end{aligned}$$

This completes the proof. \square

Proof of Proposition EC.3.2 If $NT/\widehat{\sigma}_{\text{atu},1,T}^2 \cdot g_\tau(\boldsymbol{\omega}, T) \geq c_0 + \delta$, then this implies

$$\widehat{\sigma}_{\text{atu},1,T}^2 \leq NT/(c_0 + \delta) \cdot g_\tau(\boldsymbol{\omega}, T).$$

Similarly, if $NT/\sigma_\varepsilon^2 \cdot g_\tau(\boldsymbol{\omega}, T) \geq c_0$, then this implies

$$\sigma_\varepsilon^2 \leq NT/c_0 \cdot g_\tau(\boldsymbol{\omega}, T)$$

Then showing Proposition EC.3.2 is equivalent to showing that

$$\sigma_\varepsilon^2 - \widehat{\sigma}_{\text{atu},1,T}^2 \leq NT \left(\frac{1}{c_0 + \delta} - \frac{1}{c_0} \right) \cdot g_\tau(\boldsymbol{\omega}, T)$$

with at least the probability in EC.3.1.

From the decomposition of the estimation error of $\widehat{\sigma}_{\text{atu},1,T}^2$ (following the proof of Lemma EC.4.2), we have

$$\begin{aligned} \sigma_\varepsilon^2 - \widehat{\sigma}_{\text{atu},1,T}^2 &= \underbrace{\frac{1}{Np_{\text{atu},1}} \cdot T \sum_{i \in \mathcal{S}_{\text{atu},1}, 1 \leq s \leq T} [\sigma_\varepsilon^2 - \varepsilon_{is}^2]}_{x_1} + \underbrace{\frac{1}{Np_{\text{atu},1}} \cdot T(T-1) \sum_{i \in \mathcal{S}_{\text{atu},1}, 1 \leq s, u \leq t: s \neq u} (-\varepsilon_{is} \varepsilon_{iu})}_{x_2} \\ &\quad + \underbrace{\frac{1}{T-1} \sum_s \bar{\varepsilon}_{\cdot, s}^2 - \frac{T}{T-1} \bar{\varepsilon}^2}_{x_3} + \underbrace{(\hat{\tau}_{\text{atu},1,T} - \tau)^2}_{x_4} \cdot \underbrace{\frac{1}{N(t-1)p_{\text{atu},1}} \sum_{i,s} \dot{z}_{is}^2}_{\leq 1} \end{aligned}$$

If we can show for any c_1, c_2, c_3 and c_4 , there exist p_1, p_2, p_3 and p_4 such that

1. $x_1 \leq c_1$ with probability at least $1 - p_1$
2. $x_2 \leq c_2$ with probability at least $1 - p_2$
3. $x_3 \leq c_3$ with probability at least $1 - p_3$
4. $x_4 \leq c_4$ with probability at least $1 - p_4$,

then by union bound, we have

$$\sigma_\varepsilon^2 - \widehat{\sigma}_{\text{atu},1,T}^2 \leq x_1 + x_2 + x_3 + x_4 \leq c_1 + c_2 + c_3 + c_4$$

with probability at least $1 - p_1 - p_2 - p_3 - p_4$.

For x_1 , it is an average of $Np_{\text{atu},1} \cdot T$ i.i.d σ -sub-gaussian random variables with mean 0. By Hoeffding's inequality, we have

$$\mathbf{P}(x_1 \geq c_1) \leq \exp(-Np_{\text{atu},1} \cdot Tc_1^2/(2\sigma^2)) = p_1.$$

For x_2 , note that it can be written as

$$\frac{1}{Np_{\text{atu},1} \cdot T(T-1)} \sum_{i \in \mathcal{S}_{\text{atu},1}, 1 \leq s, u \leq t: s \neq u} (-\varepsilon_{is}\varepsilon_{iu}) = \frac{1}{Np_{\text{atu},1}} \sum_{i \in \mathcal{S}_{\text{atu},1}} \underbrace{\frac{1}{T(T-1)} \sum_{1 \leq s, u \leq t: s \neq u} (-\varepsilon_{is}\varepsilon_{iu})}_{\text{mean 0 variance } \frac{2}{T(T-1)}\sigma_\varepsilon^4}$$

following the proof of Lemma EC.4.2, implying that it is an average of $Np_{\text{atu},1}$ i.i.d $2/\sqrt{T(T-1)} \cdot \sigma^2$ -sub-gaussian random normal variables with mean 0. By Hoeffding's inequality, we have

$$\mathbf{P}(x_2 \geq c_2) \leq \exp(-Np_{\text{atu},1} \cdot T(T-1)c_2^2/(4\sigma^4)) = p_2.$$

For x_3 , if $|\bar{\varepsilon}_{\cdot,s}| \leq \left(\frac{T-1}{T}c_3\right)^{1/2}$ for all s , then $x_3 \leq c_3$. As $\bar{\varepsilon}_{\cdot,s} = 1/(Np_{\text{atu},1}) \sum_{i \in \mathcal{S}_{\text{atu},1}} \varepsilon_{is}$. By Hoeffding's inequality, we have

$$\mathbf{P}\left(|\bar{\varepsilon}_{\cdot,s}| \geq \left(\frac{T-1}{T}c_3\right)^{1/2}\right) \leq 2 \exp(-Np_{\text{atu},1} \cdot (T-1)c_3/(2\sigma^2))$$

and by union bound

$$\mathbf{P}(x_3 \geq c_3) \leq 2T \exp(-Np_{\text{atu},1} \cdot (T-1)c_3/(2\sigma^2)) = p_3.$$

For x_4 , recall that $\hat{\tau}$ takes the form of (see the proof of Lemma EC.4.2)

$$\hat{\tau}_{\text{atu},1,T} - \tau = \frac{1}{Np_{\text{atu},1}T} \sum_{i,t} \left(\frac{1}{Np_{\text{atu},1}T} \sum_{i,t} \dot{z}_{it}^2 \right)^{-1} \dot{z}_{it}\varepsilon_{it}$$

Conditional on $Z_{\text{atu},1}$, $\hat{\tau}_{\text{atu},1,T} - \tau$ is a sum of $Np_{\text{atu},1}T$ independent $\left(1/(Np_{\text{atu},1}T) \sum_{i,t} \dot{z}_{it}^2\right)^{-1} |\dot{z}_{it}| \sigma$ random variables with mean 0 over i and t . Then by Hoeffding's inequality, we have

$$\begin{aligned} \mathbf{P}\left((\hat{\tau}_{\text{atu},1,T} - \tau)^2 \geq c_4\right) &= \mathbf{P}\left(|\hat{\tau} - \tau| \geq c_4^{1/2}\right) \\ &\leq 2 \exp\left(-N^2 p_{\text{atu},1}^2 T^2 \cdot c_4 / \left(2 \left(1/(Np_{\text{atu},1}T) \sum_{i,t} \sum_{i,t} \dot{z}_{it}^2\right)^{-1} \dot{z}_{it}^2 \sigma^2\right)\right) \\ &= 2 \exp(-Np_{\text{atu},1}T \cdot c_4 / (2\sigma^2)) = p_4 \end{aligned}$$

Now we consider the choice of c_1 , c_2 , c_3 and c_4 , such that

$$c_1 + c_2 + c_3 + c_4 \leq NT \left(\frac{1}{c_0 + \delta} - \frac{1}{c_0} \right) \cdot g_\tau(\boldsymbol{\omega}, T) = \Delta$$

and $1 - p_1 - p_2 - p_3 - p_4$ is as large as possible. Based on the expression of c_1 , c_2 , c_3 and c_4 , we match the exponential terms in p_1 , p_2 , p_3 and p_4 (which is the dominating term), set $p_1 = p_2 = p_3/(2T) = p_4/2$, or equivalently,

$$c_1^2 = (T-1)/(2\sigma_\varepsilon^2)c_2^2 = (T-1)/Tc_3 = c_4,$$

and solve the c_1 , c_2 , c_3 and c_4 such that

$$c_1 + c_2 + c_3 + c_4 = \Delta.$$

Then

$$c_1 = \frac{\sqrt{\left(1 + \sigma_\varepsilon \sqrt{2/(T-1)}\right)^2 + 4\Delta(2T-1)/(T-1)} - \left(1 + \sigma \sqrt{2/(T-1)}\right)}{2(2T-1)/(T-1)}$$

and

$$1 - p_1 - p_2 - p_3 - p_4 = 1 - (4 + 2T)p_1 = 1 - (4 + 2T) \exp\left(-Np_{\text{atu},1} \cdot Tc_1^2/(2\sigma^2)\right).$$

Note that $\Delta = O(NT)$. Then $c_1 = O(\sqrt{NT})$ and

$$1 - (4 + 2T) \exp\left(-Np_{\text{atu},1} \cdot Tc_1^2/(2\sigma^2)\right) = 1 - O\left(\exp\left(-N^2T^2\right)\right)$$

This concludes the proof of Proposition EC.3.2. \square

EC.3.3. Pseudo Code for Functions in PGAE

Function `partition_initialize`($N, p_{\text{ntu}}, T_{\text{max}}$):

- 1 Randomly partition units into three sets, \mathcal{S}_{ntu} , $\mathcal{S}_{\text{atu},1}$, and $\mathcal{S}_{\text{atu},2}$, that satisfy
 - $\mathcal{S}_{\text{ntu}} \cup \mathcal{S}_{\text{atu},1} \cup \mathcal{S}_{\text{atu},2} = \{1, \dots, N\}$, $|\mathcal{S}_{\text{atu},1}| = |\mathcal{S}_{\text{atu},2}| = \lfloor N(1 - p_{\text{ntu}})/2 \rfloor$ and
 - $|\mathcal{S}_{\text{ntu}}| = N - |\mathcal{S}_{\text{atu},1}| - |\mathcal{S}_{\text{atu},2}|$
- 2 $\boldsymbol{\omega}_{\text{bm}} \leftarrow [(2s - 1 - T_{\text{max}})/T_{\text{max}}]_{s \in [T_{\text{max}}]}$
- 3 $Z_{\text{ntu}} \leftarrow$ treatment design for \mathcal{S}_{ntu} with $\mathbf{1}^\top Z_{\text{ntu},s} = |\mathcal{S}_{\text{ntu}}| \cdot \boldsymbol{\omega}_{\text{bm}}$ (subject to rounding)
- 4 $Z_{\text{atu},1} \leftarrow$ treatment design for $\mathcal{S}_{\text{atu},1}$ with $\mathbf{1}^\top Z_{\text{atu},1,s} = |\mathcal{S}_{\text{atu},1}| \cdot \boldsymbol{\omega}_{\text{bm}}$ (subject to rounding)
- 5 $Z_{\text{atu},2} \leftarrow$ treatment design for $\mathcal{S}_{\text{atu},2}$ with $\mathbf{1}^\top Z_{\text{atu},2,s} = |\mathcal{S}_{\text{atu},2}| \cdot \boldsymbol{\omega}_{\text{bm}}$ (subject to rounding)
- 6 **return** $Z_{\text{ntu}}, Z_{\text{atu},1}, Z_{\text{atu},2}$

Function estimate_belief($Z, Y, N, \tilde{\omega}, T_{\max}, t, m, c$):

```

1   $n \leftarrow$  number of rows in  $Z$ 
2   $\hat{\tau} \leftarrow$  within estimator from  $Y$  and  $Z$ 
3   $\widehat{\sigma}^2 \leftarrow (n(t-1))^{-1} \sum_{i=1}^n \sum_{s=1}^t (\dot{y}_{is} - \hat{\tau} \dot{z}_{is})^2$ 
4   $\widehat{\xi}^2 \leftarrow t \cdot n^{-1} \cdot (t-1)^{-2} \sum_{i=1}^n \left[ \sum_{s=1}^t [(\dot{y}_{is} - \hat{\tau} \dot{z}_{is})^2 - \widehat{\sigma}^2]^2 - (3t-2) \cdot ((t-1)^{-2} \cdot (\widehat{\sigma}^2)^2) \right]$ 
5   $\widehat{\xi}^{\dagger 2} = \widehat{\xi}^2 + 2/(t-1) \cdot (\widehat{\sigma}^2)^2$ 
6   $P_t(T) \leftarrow 0$  for  $T = 1, \dots, T_{\max}$ 
7  for  $j = 1, \dots, m$  do
8  |    $\widetilde{\sigma}^2 \leftarrow$  draw from  $\mathcal{N}(\widehat{\sigma}^2, \widehat{\xi}^{\dagger 2}/(nt))$ 
9  |    $\tilde{T} \leftarrow$  minimum  $T$  such that  $NT/\widetilde{\sigma}^2 \cdot g_{\tau}(\tilde{\omega}_{1:T}, T) \geq c$ 
10 |    $\tilde{T} \leftarrow \max(\min(\tilde{T}, T_{\max}), t)$ 
11 |    $P_t(\tilde{T}) \leftarrow P_t(\tilde{T}) + 1/m$ 
12 end
12 return  $P_t(\cdot)$ 

```

Function update_treatment_design($P_t(\cdot), Z_1, Z_2, \tilde{\omega}, T_{\max}, t$):

```

1   $n_1, n_2 \leftarrow$  number of rows in  $Z_1, Z_2$ 
2   $\omega_{t+1}^* \leftarrow$  optimal  $\omega_{t+1}$  that minimizes the terminal cost of the dynamic program
    $\mathbb{E}_{T \sim P_t(T)} [-T \cdot g_{\tau}((\omega_{\text{atu},1:t}, \omega_{(t+1):T}), T)]$  subject to  $\tilde{\omega}_t \leq \omega_{t+1} \leq \omega_{t+1} \leq \dots \leq \omega_{T_{\max}} \leq 1$ 
3   $Z_{1,t+1}, Z_{2,t+1} \leftarrow$  randomly assign treatment to  $n_1(\omega_{t+1} - \tilde{\omega}_t)$  and  $n_2(\omega_{t+1} - \tilde{\omega}_t)$  control
   units at time  $t$  in  $Z_1$  and  $Z_2$  respectively
3  return  $Z_{1,t+1}, Z_{2,t+1}$ 

```

Function estimate_var_prec(Z, Y, ω, N, n, t):

```

1   $\hat{\tau} \leftarrow$  within estimator from  $Y$  and  $Z$ 
2   $\widehat{\sigma}^2 \leftarrow (n(t-1))^{-1} \sum_{i=1}^n \sum_{s=1}^t (\dot{y}_{is} - \hat{\tau} \dot{z}_{is})^2$ 
3   $\text{Prec} \leftarrow (Nt/\widehat{\sigma}^2) \cdot g_{\tau}(\omega_{1:t}, t)$ 
4  return  $\widehat{\sigma}^2, \text{Prec}$ 

```

EC.4. Proof of Results for Adaptive Experiments

We start with a lemma that provides an expansion of the average of products of two within transformed variables, \dot{a}_{it} and \dot{b}_{it} . This lemma will be used to show Lemma 4.1 and Theorem 4.1.

LEMMA EC.4.1. *For any $\{a_{it}\}_{(i,t) \in [N_o] \times [T_o]}$ and $\{b_{it}\}_{(i,t) \in [N_o] \times [T_o]}$, we have*

$$\frac{1}{N_o T_o} \sum_{i,t} \dot{a}_{it} \dot{b}_{it} = \bar{a}\bar{b} - \frac{1}{N_o} \sum_i \bar{a}_{i,\cdot} \bar{b}_{i,\cdot} - \frac{1}{T_o} \sum_t \bar{a}_{\cdot,t} \bar{b}_{\cdot,t} + \bar{a}\bar{b}, \quad (\text{EC.4.1})$$

where $\bar{a}\bar{b} = \frac{1}{N_o T_o} \sum_{i,t} a_{it} b_{it}$, $\bar{a}_{i,\cdot} = \frac{1}{T} \sum_t a_{it}$, $\bar{a}_{\cdot,t} = \frac{1}{N_o} \sum_i a_{it}$, and $\bar{a} = \frac{1}{N_o T_o} \sum_{i,t} a_{it}$. $\bar{b}_{i,\cdot}$, $\bar{b}_{\cdot,t}$ and \bar{b} are similarly defined.

Proof of Lemma EC.4.1 We can prove this lemma by using the definition of \dot{a}_{it} and \dot{b}_{it} , and writing the average of products (of \dot{a}_{it} and \dot{b}_{it}) as multiple averages of products based on the definition of \dot{a}_{it} and \dot{b}_{it}

$$\begin{aligned} \frac{1}{N_o T_o} \sum_{i,t} \dot{a}_{it} \dot{b}_{it} &= \frac{1}{N_o T_o} \sum_{i,t} (a_{it} - \bar{a}_{i,\cdot} - \bar{a}_{\cdot,t} + \bar{a}) (b_{it} - \bar{b}_{i,\cdot} - \bar{b}_{\cdot,t} + \bar{b}) \\ &= \frac{1}{N_o T_o} \sum_{i,t} a_{it} b_{it} - \underbrace{\frac{1}{N_o T_o} \sum_{i,t} a_{it} \bar{b}_{i,\cdot}}_{\frac{1}{N_o} \sum_i \bar{a}_{i,\cdot} \bar{b}_{i,\cdot}} - \underbrace{\frac{1}{N_o T_o} \sum_{i,t} a_{it} \bar{b}_{\cdot,t}}_{\frac{1}{T_o} \sum_t \bar{a}_{\cdot,t} \bar{b}_{\cdot,t}} + \underbrace{\frac{1}{N_o T_o} \sum_{i,t} a_{it} \bar{b}}_{\bar{a}\bar{b}} \\ &\quad - \underbrace{\frac{1}{N_o T_o} \sum_{i,t} \bar{a}_{i,\cdot} b_{it}}_{\frac{1}{N_o} \sum_i \bar{a}_{i,\cdot} \bar{b}_{i,\cdot}} + \underbrace{\frac{1}{N_o T_o} \sum_{i,t} \bar{a}_{i,\cdot} \bar{b}_{i,\cdot}}_{\frac{1}{N_o} \sum_i \bar{a}_{i,\cdot} \bar{b}_{i,\cdot}} + \underbrace{\frac{1}{N_o T_o} \sum_{i,t} \bar{a}_{i,\cdot} \bar{b}_{\cdot,t}}_{\bar{a}\bar{b}} - \underbrace{\frac{1}{N_o T_o} \sum_{i,t} \bar{a}_{i,\cdot} \bar{b}}_{\bar{a}\bar{b}} \\ &\quad - \underbrace{\frac{1}{N_o T_o} \sum_{i,t} \bar{a}_{\cdot,t} b_{it}}_{\frac{1}{T_o} \sum_t \bar{a}_{\cdot,t} \bar{b}_{\cdot,t}} + \underbrace{\frac{1}{N_o T_o} \sum_{i,t} \bar{a}_{\cdot,t} \bar{b}_{i,\cdot}}_{\bar{a}\bar{b}} + \underbrace{\frac{1}{N_o T_o} \sum_{i,t} \bar{a}_{\cdot,t} \bar{b}_{\cdot,t}}_{\frac{1}{T_o} \sum_t \bar{a}_{\cdot,t} \bar{b}_{\cdot,t}} - \underbrace{\frac{1}{N_o T_o} \sum_{i,t} \bar{a}_{\cdot,t} \bar{b}}_{\bar{a}\bar{b}} \\ &\quad + \underbrace{\frac{1}{N_o T_o} \sum_{i,t} \bar{a} b_{it}}_{\bar{a}\bar{b}} - \underbrace{\frac{1}{N_o T_o} \sum_{i,t} \bar{a} \bar{b}_{i,\cdot}}_{\bar{a}\bar{b}} - \underbrace{\frac{1}{N_o T_o} \sum_{i,t} \bar{a} \bar{b}_{\cdot,t}}_{\bar{a}\bar{b}} + \underbrace{\frac{1}{N_o T_o} \sum_{i,t} \bar{a} \bar{b}}_{\bar{a}\bar{b}} \\ &= \bar{a}\bar{b} - \frac{1}{N_o} \sum_i \bar{a}_{i,\cdot} \bar{b}_{i,\cdot} - \frac{1}{T_o} \sum_t \bar{a}_{\cdot,t} \bar{b}_{\cdot,t} + \bar{a}\bar{b} \end{aligned}$$

This finishes the proof of this lemma. \square

EC.4.1. Proof of Lemma EC.4.2

We first state a more general version of Lemma 4.1 in Lemma EC.4.2. Then we prove Lemma EC.4.2, and Lemma 4.1 follows from Lemma EC.4.2.

LEMMA EC.4.2. *Suppose $\hat{\tau}$ is the within estimator of τ , $\widehat{\sigma^2}$ and $\widehat{\xi^2}$ are estimators of σ^2 and ξ^2 using the formula (4.4) and formula (4.5) from any experimental data with N_o units and T_o periods, whose treatment design is selected before the experiment starts. Suppose ε_{is} is i.i.d. for*

any i and s with $\mathbb{E}[\varepsilon_{is}] = 0$, $\mathbb{E}[\varepsilon_{is}^2] = \sigma_\varepsilon^2$, $\mathbb{E}[\varepsilon_{is}^3] = 0$, and $\mathbb{E}[(\varepsilon_{is}^2 - \sigma_\varepsilon^2)^2] = \xi_\varepsilon^2$. As $N_o \rightarrow \infty$, for any T_o , conditional on the treatment design Z , we have

$$\sqrt{N_o T_o} \left(\begin{bmatrix} \hat{\tau} \\ \widehat{\sigma^2} \end{bmatrix} - \begin{bmatrix} \tau \\ \sigma_\varepsilon^2 \end{bmatrix} \right) \xrightarrow{d} \mathcal{N} \left(\begin{bmatrix} 0 \\ 0 \end{bmatrix}, \begin{bmatrix} \sigma_\varepsilon^2 / g_\tau(\boldsymbol{\omega}, T_o) & 0 \\ 0 & \xi_\varepsilon^{\dagger 2} \end{bmatrix} \right),$$

where $\xi_\varepsilon^{\dagger 2} = \xi_\varepsilon^2 + \frac{1}{T_o - 1} \sigma_\varepsilon^4$ and $\boldsymbol{\omega} = \mathbf{1}^\top Z / N_o$. Furthermore, $\widehat{\xi^2}$ is consistent and asymptotically normal with

$$\sqrt{N_o} (\widehat{\xi^2} - \xi_\varepsilon^2) \xrightarrow{d} \mathcal{N}(0, \mathbb{E}[f_\xi(\varepsilon_{i1}, \dots, \varepsilon_{i, T_o})^2])$$

where

$$\begin{aligned} f_\xi(\varepsilon_{i1}, \dots, \varepsilon_{i, T_o}) &= \frac{T_o}{(T_o - 1)^2} \left(\sum_t (\varepsilon_{it}^2 - \sigma_\varepsilon^2)^2 + \sum_{t \neq s} (\varepsilon_{it}^2 - \sigma_\varepsilon^2)(\varepsilon_{is}^2 - \sigma_\varepsilon^2) \right) - \frac{2}{(T_o - 1)^2} \sum_{t, s, u} (\varepsilon_{it}^2 - \sigma_\varepsilon^2) \varepsilon_{is} \varepsilon_{iu} \\ &\quad + \frac{T_o^3}{(T_o - 1)^2} \left(\frac{1}{T_o} \sum_t \varepsilon_{it} \right)^4 - \frac{\sigma_\varepsilon^2}{T_o} \sum_t (\varepsilon_{it}^2 - \sigma_\varepsilon^2) - \frac{\sigma_\varepsilon^2}{T_o(T_o - 1)} \sum_{t \neq s} \varepsilon_{it} \varepsilon_{is} - \xi_\varepsilon^2 - \frac{3T_o - 2}{(T_o - 1)^2} \sigma_\varepsilon^4. \end{aligned}$$

In addition, $\hat{\tau}$, $\widehat{\sigma^2}$ and $\widehat{\xi^2}$ are jointly asymptotically normal.

Proof of Lemma EC.4.2 **Step 1.1: Show the consistency of $\hat{\tau}$.**

The estimation error of $\hat{\tau}$ from the within estimator is

$$\hat{\tau} - \tau = \left(\frac{1}{N_o T_o} \sum_{i, t} \dot{z}_{it}^2 \right)^{-1} \frac{1}{N_o T_o} \sum_{i, t} \dot{z}_{it} \dot{\varepsilon}_{it}.$$

We first show the consistency of $\hat{\tau}$. This is equivalent to showing that the estimation error converges to zero in probability as $N_o \rightarrow \infty$.

The first term in the estimation error of $\hat{\tau}$ equals to

$$\frac{1}{N_o T_o} \sum_{i, t} \dot{z}_{it}^2 = -\frac{1}{T_o} \boldsymbol{\omega}^\top \mathbf{P}_{1_{T_o}} \boldsymbol{\omega} - \frac{2}{T_o} \mathbf{b}_0^\top \boldsymbol{\omega} = g_\tau(\boldsymbol{\omega}, T_o),$$

following Lemma EC.1.2 (without observed and latent covariates, and $\ell = 0$). This term is nonzero with a properly chosen $\boldsymbol{\omega}$. The second term in the estimation error of $\hat{\tau}$ has the following decomposition from Lemma EC.4.1

$$\frac{1}{N_o T_o} \sum_{i, t} \dot{z}_{it} \dot{\varepsilon}_{it} = \underbrace{\frac{1}{N_o T_o} \sum_{i, t} z_{it} \varepsilon_{it}}_{a_1} - \underbrace{\frac{1}{N_o} \sum_i \bar{z}_{i, \cdot} \bar{\varepsilon}_{i, \cdot}}_{a_2} - \underbrace{\frac{1}{T_o} \sum_t \bar{z}_{\cdot, t} \bar{\varepsilon}_{\cdot, t}}_{a_3} + \underbrace{\frac{\bar{z} \bar{\varepsilon}}{a_4}}_{a_4}$$

We can show that

1. $a_1 \xrightarrow{p} 0$
2. $a_2 \xrightarrow{p} 0$

3. $a_3 \xrightarrow{p} 0$ (follows from $\bar{\varepsilon}_{\cdot,t} \xrightarrow{p} 0$ from the law of large numbers)
 4. $a_4 \xrightarrow{p} 0$ (follows from $\bar{\varepsilon} \xrightarrow{p} 0$ from the law of large numbers)

Proof of $a_1 \xrightarrow{p} 0$. Note that the mean of a_1 is zero

$$\mathbb{E}_\varepsilon \left[\frac{1}{N_o T_o} \sum_{i,t} z_{it} \varepsilon_{it} \right] = \frac{1}{N_o T_o} \sum_{i,t} z_{it} \mathbb{E}[\varepsilon_{it}] = 0.$$

The variance of a_1 is (using the property that ε_{it} is i.i.d in i and t)

$$\text{Var}_\varepsilon \left(\frac{1}{N_o T_o} \sum_{i,t} z_{it} \varepsilon_{it} \right) = \frac{1}{N_o^2 T_o^2} \sum_{i,t} z_{it}^2 \text{Var}(\varepsilon_{it}) = O\left(\frac{1}{N_o}\right).$$

From Chebyshev's inequality, we have $a_1 \xrightarrow{p} 0$. \square

Proof of $a_2 \rightarrow 0$. The mean of a_2 is zero

$$\mathbb{E}_\varepsilon \left[\frac{1}{N_o} \sum_i \bar{z}_{i,\cdot} \bar{\varepsilon}_{i,\cdot} \right] = \frac{1}{N_o} \sum_{i,t} \left(\bar{z}_{i,\cdot} \cdot \frac{1}{T_o} \sum_t \mathbb{E}[\bar{\varepsilon}_{it}] \right) = 0.$$

The variance of a_2 is (using the property that ε_{it} is i.i.d in i and t)

$$\text{Var}_\varepsilon \left(\frac{1}{N_o} \sum_i \bar{z}_{i,\cdot} \bar{\varepsilon}_{i,\cdot} \right) = \frac{1}{N_o^2} \sum_i \bar{z}_{i,\cdot}^2 \text{Var}(\bar{\varepsilon}_{i,\cdot}) = \frac{1}{N_o^2 T_o^2} \sum_i \left(\bar{z}_{i,\cdot}^2 \sum_t \text{Var}(\varepsilon_{it}) \right) = O\left(\frac{1}{N_o}\right).$$

From Chebyshev's inequality, we have $a_2 \xrightarrow{p} 0$. \square

Therefore we have shown that all four terms in the decomposition of $\text{Var}_\varepsilon \left(\frac{1}{N_o T_o} \sum_{i,t} z_{it} \varepsilon_{it} \right)$ converges to zero in probability. This implies the consistency of $\hat{\tau}$.

Step 1.2: Show the asymptotic normal distribution of $\hat{\tau}$.

For the estimation error of $\hat{\tau}$, we have

$$\begin{aligned} \hat{\tau} - \tau &= \left(\frac{1}{N_o T_o} \sum_{i,t} \dot{z}_{it}^2 \right)^{-1} \frac{1}{N_o T_o} \sum_{i,t} \dot{z}_{it} \dot{\varepsilon}_{it} \\ &= \left(\frac{1}{N_o T_o} \sum_{i,t} \dot{z}_{it}^2 \right)^{-1} \frac{1}{N_o T_o} \sum_{i,t} \dot{z}_{it} \varepsilon_{it} && \text{(by the proof of Lemma EC.4.1)} \\ &= \frac{1}{N_o T_o} \sum_{i,t} \underbrace{\left(\frac{1}{N_o T_o} \sum_{i,t} \dot{z}_{it}^2 \right)^{-1} \left(z_{it} - \frac{1}{N_o} \sum_i \bar{z}_{i,\cdot} - \frac{1}{T_o} \sum_t \bar{z}_{\cdot,t} + \bar{z} \right)}_{:= \zeta_{it}} \varepsilon_{it} \\ & && \text{(by the definition of } \dot{z}_{it} \text{)} \\ &= \frac{1}{N_o T_o} \sum_{i,t} \zeta_{it} \varepsilon_{it}, \end{aligned}$$

where ζ_{it} is a function of Z and is independent of ε_{it} (as Z is chosen before the experiment starts).

Since $\varepsilon_{it} \stackrel{\text{iid}}{\sim} (0, \sigma_\varepsilon^2)$, the estimation error of $\hat{\tau}$ is an average of $N_o T_o$ independent terms $\zeta_{it} \varepsilon_{it}$. We can apply Lindeberg-Feller CLT to $\hat{\tau}$ as long as the condition in Lindeberg-Feller CLT holds. Note that the condition in Lindeberg-Feller CLT for the estimation error of $\hat{\tau}$ takes the form of

$$\begin{aligned} & \max_{i,t} \frac{\sigma_\varepsilon^2 \zeta_{it}^2}{\sum_{i,t} \sigma_\varepsilon^2 \zeta_{it}^2} \rightarrow 0 \quad \text{as } N_o \rightarrow \infty \\ \Leftrightarrow & \max_{i,t} \frac{\dot{z}_{it}^2}{\sum_{i,t} \dot{z}_{it}^2} \rightarrow 0 \quad \text{as } N_o \rightarrow \infty \\ \Leftrightarrow & \max_{i,t} \frac{\dot{z}_{it}^2}{N_o T_o g_\tau(\boldsymbol{\omega}, T_o)} \rightarrow 0 \quad \text{as } N_o \rightarrow \infty \end{aligned}$$

where the last line holds as \dot{z}_{it} is bounded and $g_\tau(\boldsymbol{\omega}, T_o)$ is bounded away from 0.

Then we can apply Lindeberg-Feller CLT and show that

$$\sqrt{N_o T_o}(\hat{\tau} - \tau) \xrightarrow{d} \mathcal{N}(0, \sigma_\varepsilon^2 / g_\tau(\boldsymbol{\omega}, T_o)),$$

where the asymptotic variance is $\sigma_\varepsilon^2 / g_\tau(\boldsymbol{\omega}, T_o)$ following that

$$\begin{aligned} \text{AVar}(\hat{\tau}) &= \left(\frac{1}{N_o T_o} \sum_{i,t} \dot{z}_{it}^2 \right)^{-1} \mathbb{E}_\varepsilon \left[N_o T_o \left(\frac{1}{N_o T_o} \sum_{i,t} \dot{z}_{it} \varepsilon_{it} \right)^2 \right] \left(\frac{1}{N_o T_o} \sum_{i,t} \dot{z}_{it}^2 \right)^{-1} \\ &= \sigma_\varepsilon^2 \cdot \left(\frac{1}{N_o T_o} \sum_{i,t} \dot{z}_{it}^2 \right)^{-1} = \sigma_\varepsilon^2 / g_\tau(\boldsymbol{\omega}, T_o). \end{aligned}$$

Step 2.1: Show the consistency of $\widehat{\sigma}^2$.

We can decompose $\widehat{\sigma}^2$ as

$$\begin{aligned} \widehat{\sigma}^2 &= \frac{1}{N_o(T_o - 1)} \sum_{i,t} (\dot{y}_{it} - \hat{\tau} \dot{z}_{it})^2 = \frac{1}{N_o(T_o - 1)} \sum_{i,t} \underbrace{(\dot{y}_{it} - \tau \dot{z}_{it})}_{\dot{\varepsilon}_{it}} - (\hat{\tau} - \tau) \dot{z}_{it})^2 \\ &= \frac{1}{N_o(T_o - 1)} \sum_{i,t} \dot{\varepsilon}_{it}^2 - 2(\hat{\tau} - \tau) \cdot \underbrace{\frac{1}{N_o(T_o - 1)} \sum_{i,t} \dot{z}_{it} \dot{\varepsilon}_{it}}_{\frac{\hat{\tau} - \tau}{N_o(T_o - 1)} \sum_{i,t} \dot{z}_{it}^2} + (\hat{\tau} - \tau)^2 \cdot \frac{1}{N_o(T_o - 1)} \sum_{i,t} \dot{z}_{it}^2 \\ &= \frac{1}{N_o(T_o - 1)} \sum_{i,t} \dot{\varepsilon}_{it}^2 - \underbrace{(\hat{\tau} - \tau)^2}_{O_p(\frac{1}{N_o})} \cdot \frac{1}{N_o(T_o - 1)} \sum_{i,t} \dot{z}_{it}^2 \tag{EC.4.2} \\ &= \frac{1}{N_o(T_o - 1)} \sum_{i,t} \dot{\varepsilon}_{it}^2 + O_p\left(\frac{1}{N_o}\right). \end{aligned}$$

We can further decompose the leading term of $\widehat{\sigma}^2$ as

$$\begin{aligned} & \frac{1}{N_o(T_o - 1)} \sum_{i,t} \dot{\varepsilon}_{it}^2 \\ &= \frac{1}{N_o(T_o - 1)} \sum_{i,t} \varepsilon_{it}^2 - \frac{T_o}{N_o(T_o - 1)} \sum_i \bar{\varepsilon}_{i,\cdot}^2 - \frac{1}{T_o - 1} \sum_t \underbrace{\bar{\varepsilon}_{\cdot,t}^2}_{O_p(\frac{1}{N_o})} + \frac{T_o}{T_o - 1} \underbrace{\bar{\varepsilon}_{\cdot,\cdot}^2}_{O_p(\frac{1}{N_o})} \quad (\text{by Lemma EC.4.1}) \end{aligned}$$

$$\begin{aligned}
&= \frac{1}{N_o(T_o - 1)} \sum_{i,t} \varepsilon_{it}^2 - \frac{T_o}{N_o(T_o - 1)} \sum_i \left(\frac{1}{T_o^2} \sum_t \varepsilon_{it}^2 + \frac{1}{T_o^2} \sum_{t \neq s} \varepsilon_{it} \varepsilon_{is} \right) + O_p \left(\frac{1}{N_o} \right) \\
&\quad \text{(by expanding } \bar{\varepsilon}_{i,\cdot}^2 \text{.)} \\
&= \sigma_\varepsilon^2 + \frac{1}{N_o T_o} \sum_{i,t} (\varepsilon_{it}^2 - \sigma_\varepsilon^2) - \frac{1}{N_o T_o (T_o - 1)} \sum_{i,t \neq s} \varepsilon_{it} \varepsilon_{is} + O_p \left(\frac{1}{N_o} \right) \\
&\quad \text{(add and subtract } \sigma_\varepsilon^2 \text{.)}
\end{aligned}$$

The estimation error of $\widehat{\sigma}^2$ is $\widehat{\sigma}^2 - \sigma_\varepsilon^2$, whose leading terms are $\frac{1}{N_o T_o} \sum_{i,t} (\varepsilon_{it}^2 - \sigma_\varepsilon^2)$ and $\frac{1}{N_o T_o (T_o - 1)} \sum_{i,t \neq s} \varepsilon_{it} \varepsilon_{is}$. Note that ε_{it} is i.i.d. in i and t . Therefore, $\varepsilon_{it}^2 - \sigma_\varepsilon^2$ is i.i.d. in i and t . We can then apply the law of large numbers to the first leading term $\frac{1}{N_o T_o} \sum_{i,t} (\varepsilon_{it}^2 - \sigma_\varepsilon^2)$, and show it converges to zero in probability. Furthermore, $\sum_{t \neq s} \varepsilon_{it} \varepsilon_{is}$ is i.i.d. in i . We can also apply the law of large numbers to the second leading term $\frac{1}{N_o T_o (T_o - 1)} \sum_{i,t \neq s} \varepsilon_{it} \varepsilon_{is}$, and show it converges to zero in probability.

Since both leading terms converge to zero in probability, we finish the proof of consistency of $\widehat{\sigma}^2$.

Step 2.2: Show the asymptotic normal distribution of $\widehat{\sigma}^2$.

We can write the estimation error of $\widehat{\sigma}^2$ as

$$\widehat{\sigma}^2 - \sigma_\varepsilon^2 = \frac{1}{N_o} \sum_i \left[\frac{1}{T_o} \sum_t (\varepsilon_{it}^2 - \sigma_\varepsilon^2) - \frac{1}{T_o(T_o - 1)} \sum_{t \neq s} \varepsilon_{it} \varepsilon_{is} \right] + O_p \left(\frac{1}{N_o} \right)$$

As ε_{it} is i.i.d. in i and t , $\frac{1}{T_o} \sum_t (\varepsilon_{it}^2 - \sigma_\varepsilon^2) - \frac{1}{T_o(T_o - 1)} \sum_{t \neq s} \varepsilon_{it} \varepsilon_{is}$ is i.i.d. in i with mean zero (following that $\mathbb{E}[\varepsilon_{it}^2 - \sigma_\varepsilon^2] = 0$ and $\mathbb{E}[\varepsilon_{it} \varepsilon_{is}] = 0$ for $t \neq s$). Then $\widehat{\sigma}^2$ is asymptotically normal following the standard CLT. Next, we compute the asymptotic variance of $\widehat{\sigma}^2$, which is equivalent to computing the following term

$$\begin{aligned}
&\text{Var} \left(\frac{1}{T_o} \sum_t (\varepsilon_{it}^2 - \sigma_\varepsilon^2) - \frac{1}{T_o(T_o - 1)} \sum_{t \neq s} \varepsilon_{it} \varepsilon_{is} \right) \\
&= \underbrace{\text{Var} \left(\frac{1}{T_o} \sum_t (\varepsilon_{it}^2 - \sigma_\varepsilon^2) \right)}_{a_1} - 2 \underbrace{\text{Cov} \left(\frac{1}{T_o} \sum_t (\varepsilon_{it}^2 - \sigma_\varepsilon^2), \frac{1}{T_o(T_o - 1)} \sum_{t \neq s} \varepsilon_{it} \varepsilon_{is} \right)}_{a_2} + \underbrace{\text{Var} \left(\frac{1}{T_o(T_o - 1)} \sum_{t \neq s} \varepsilon_{it} \varepsilon_{is} \right)}_{a_3} \\
&= \frac{1}{T_o} \xi_\varepsilon^2 + \frac{2}{T_o(T_o - 1)} \sigma_\varepsilon^2
\end{aligned}$$

following that term a_1 has

$$\begin{aligned}
a_1 &= \text{Var} \left(\frac{1}{T_o} \sum_t (\varepsilon_{it}^2 - \sigma_\varepsilon^2) \right) = \frac{1}{T_o^2} \sum_{t,s} \text{Cov} (\varepsilon_{it}^2 - \sigma_\varepsilon^2, \varepsilon_{is}^2 - \sigma_\varepsilon^2) \\
&= \frac{1}{T_o^2} \sum_t \text{Var} (\varepsilon_{it}^2 - \sigma_\varepsilon^2) \\
&= \xi_\varepsilon^2,
\end{aligned} \quad \text{(following } \varepsilon_{it} \text{ is i.i.d.)}$$

and term a_2 has

$$\begin{aligned}
a_2 &= \text{Cov} \left(\frac{1}{T_o} \sum_t (\varepsilon_{it}^2 - \sigma_\varepsilon^2), \frac{1}{T_o(T_o - 1)} \sum_{t \neq s} \varepsilon_{it} \varepsilon_{is} \right) \\
&= \frac{1}{T_o^2(T_o - 1)} \sum_{t, u, s: u \neq s} \text{Cov} (\varepsilon_{it}^2 - \sigma_\varepsilon^2, \varepsilon_{iu} \varepsilon_{is}) \\
&= \frac{1}{T_o^2(T_o - 1)} \sum_{t, u, s: u \neq s} \mathbb{E} [(\varepsilon_{it}^2 - \sigma_\varepsilon^2) \cdot \varepsilon_{iu} \varepsilon_{is}] \quad (\text{both } \varepsilon_{it}^2 - \sigma_\varepsilon^2 \text{ and } \varepsilon_{iu} \varepsilon_{is} \text{ have mean 0}) \\
&= 0,
\end{aligned}$$

where the last line follows that at least one of ε_{iu} and ε_{is} differs from ε_{it} given that $u \neq s$, and therefore $\mathbb{E}[(\varepsilon_{it}^2 - \sigma_\varepsilon^2) \cdot \varepsilon_{iu} \varepsilon_{is}] = 0$. Term a_3 has

$$\begin{aligned}
a_3 &= \text{Var} \left(\frac{1}{T_o(T_o - 1)} \sum_{t \neq s} \varepsilon_{it} \varepsilon_{is} \right) \\
&= \frac{1}{T_o^2(T_o - 1)^2} \sum_{t, s, u, v: t \neq s, u \neq v} \mathbb{E}[\varepsilon_{it} \varepsilon_{is} \varepsilon_{iu} \varepsilon_{iv}] \\
&= \frac{1}{T_o^2(T_o - 1)^2} \cdot 2T_o(T_o - 1) \mathbb{E}[\varepsilon_{it}^2 \varepsilon_{is}^2] \quad (2T_o(T_o - 1) \text{ terms with mean nonzero}) \\
&= \frac{2}{T_o(T_o - 1)} \sigma_\varepsilon^4
\end{aligned}$$

where the third line follows that $2T_o(T_o - 1)$ terms in the sum (in the second line) equal to $\mathbb{E}[\varepsilon_{it}^2 \varepsilon_{is}^2]$ and the remaining terms in the sum equal to 0. The reason for the $2T_o(T_o - 1)$ terms is that for each pair of (t, s) , there are two choices of (u, v) such that $\mathbb{E}[\varepsilon_{it} \varepsilon_{is} \varepsilon_{iu} \varepsilon_{iv}] = \mathbb{E}[\varepsilon_{it}^2 \varepsilon_{is}^2]$. One choice is $t = u$ and $s = v$. The other choice is $t = v$ and $s = u$. Since there are $T_o(T_o - 1)$ pairs of (t, s) , there are $2T_o(T_o - 1)$ terms in the sum equal to $\mathbb{E}[\varepsilon_{it}^2 \varepsilon_{is}^2]$.

With the asymptotic variance of $\widehat{\sigma}^2$, we have

$$\sqrt{N_o}(\widehat{\sigma}^2 - \sigma_\varepsilon^2) \xrightarrow{d} \mathcal{N} \left(0, \frac{1}{T_o} \xi_\varepsilon^2 + \frac{2}{T_o(T_o - 1)} \sigma_\varepsilon^4 \right).$$

Multiplying both side by $\sqrt{T_o}$, we have

$$\sqrt{N_o T_o}(\widehat{\sigma}^2 - \sigma_\varepsilon^2) \xrightarrow{d} \mathcal{N} \left(0, \xi_\varepsilon^2 + \frac{2}{T_o - 1} \sigma_\varepsilon^4 \right).$$

Step 3: Show the joint asymptotic normal distribution of $\widehat{\tau}$ and $\widehat{\sigma}^2$.

Based on Steps 1.2 and 2.2, we have

$$\begin{bmatrix} \widehat{\tau} \\ \widehat{\sigma}^2 \end{bmatrix} - \begin{bmatrix} \tau \\ \sigma_\varepsilon^2 \end{bmatrix} = \frac{1}{N_o} \sum_i \begin{bmatrix} \frac{1}{T_o} \sum_t \zeta_{it} \varepsilon_{it} \\ \frac{1}{T_o} \sum_t (\varepsilon_{it}^2 - \sigma_\varepsilon^2) - \frac{1}{T_o(T_o - 1)} \sum_{t \neq s} \varepsilon_{it} \varepsilon_{is} \end{bmatrix} + \begin{bmatrix} 0 \\ O_p \left(\frac{1}{N_o} \right) \end{bmatrix}$$

We can use the same procedure as Step 1.2 to show that the conditions in multivariate Lindeberg-Feller CLT hold and $\hat{\tau}$ and $\widehat{\sigma}^2$ are jointly asymptotically normal. Then the next step is to compute the asymptotic covariance between $\hat{\tau} - \tau$ and $\widehat{\sigma}^2 - \sigma_\varepsilon^2$. We separate this task into two sub-tasks. The first sub-task is to compute the asymptotic covariance between $\hat{\tau} - \tau$ and the leading terms of $\widehat{\sigma}^2 - \sigma_\varepsilon^2$ (which is at the order of $O_p(1/\sqrt{N_o})$). The second sub-task is to compute the asymptotic variance between $\hat{\tau} - \tau$ and the non-leading terms of $\widehat{\sigma}^2 - \sigma_\varepsilon^2$.

We first consider the second sub-task, which is a simpler task. Note that the non-leading terms of $\sqrt{N_o}(\widehat{\sigma}^2 - \sigma_\varepsilon^2)$ is at the order of $O_p(1/\sqrt{N_o})$, and the order of $\sqrt{N_o}(\hat{\tau} - \tau)$ is $O_p(1)$. Therefore, their product is at the order of $O_p(1/\sqrt{N_o}) = o_p(1)$. Equivalently, the asymptotic covariance between non-leading terms of $\widehat{\sigma}^2 - \sigma_\varepsilon^2$ and $\hat{\tau} - \tau$ is 0.

Next we consider the first sub-task. There are two leading terms in $\widehat{\sigma}^2 - \sigma_\varepsilon^2$. The first one is $\frac{1}{N_o T_o} \sum_{i,t} (\varepsilon_{it}^2 - \sigma_\varepsilon^2)$. The second one is $\frac{1}{N_o T_o (T_o - 1)} \sum_{i,t \neq s} \varepsilon_{it} \varepsilon_{is}$.

For the asymptotic covariance between $\hat{\tau} - \tau$ and $\frac{1}{N_o T_o} \sum_{i,t} (\varepsilon_{it}^2 - \sigma_\varepsilon^2)$, we have

$$\begin{aligned} & \mathbb{E} \left[\left(\frac{1}{N_o T_o} \sum_{i,t} \zeta_{it} \varepsilon_{it} \right) \left(\frac{1}{N_o T_o} \sum_{i,t} (\varepsilon_{it}^2 - \sigma_\varepsilon^2) \right) \right] \\ &= \frac{1}{N_o^2 T_o^2} \sum_{i,t} \zeta_{it} \mathbb{E} [\varepsilon_{it} (\varepsilon_{it}^2 - \sigma_\varepsilon^2)] + \frac{1}{N_o^2 T_o^2} \sum_{(i,t) \neq (j,s)} \zeta_{it} \mathbb{E} [\varepsilon_{it} (\varepsilon_{js}^2 - \sigma_\varepsilon^2)] = 0 \end{aligned}$$

following that $\mathbb{E} [\varepsilon_{it} (\varepsilon_{it}^2 - \sigma_\varepsilon^2)] = \mathbb{E} [\varepsilon_{it}^3] - \mathbb{E} [\varepsilon_{it}] \cdot \sigma_\varepsilon^2 = 0$ and $\mathbb{E} [\varepsilon_{it} (\varepsilon_{js}^2 - \sigma_\varepsilon^2)] = \mathbb{E} [\varepsilon_{it}] \cdot \mathbb{E} [\varepsilon_{js}^2 - \sigma_\varepsilon^2] = 0$. Therefore the asymptotic covariance between these two terms is 0.

For the asymptotic covariance between $\hat{\tau} - \tau$ and $\frac{1}{N_o T_o (T_o - 1)} \sum_{i,t \neq s} \varepsilon_{it} \varepsilon_{is}$, we have

$$\mathbb{E} \left[\left(\frac{1}{N_o T_o} \sum_{i,t} \zeta_{it} \varepsilon_{it} \right) \left(\frac{1}{N_o^2 T_o^2 (T_o - 1)} \sum_{i,t \neq s} \varepsilon_{it} \varepsilon_{is} \right) \right] = \frac{1}{N_o T_o (T_o - 1)} \sum_{i,j,t,u \neq s} \zeta_{it} \mathbb{E} [\varepsilon_{it} \varepsilon_{ju} \varepsilon_{js}] = 0$$

following that $\mathbb{E} [\varepsilon_{it} \varepsilon_{ju} \varepsilon_{js}] = 0$ for any i, j, u, t, s with $u \neq s$ (at least one of ε_{ju} and ε_{js} differs from ε_{it} , and ε_{it} is i.i.d. in i and t). Therefore the asymptotic covariance between these two terms is 0.

We have finished the two sub-tasks, and concluded that asymptotic covariance between $\hat{\tau} - \tau$ and $\widehat{\sigma}^2 - \sigma_\varepsilon^2$ is 0. Therefore we have finished the proof of the following joint asymptotic normal distribution of $\hat{\tau}$ and $\widehat{\sigma}^2$

$$\sqrt{N_o T_o} \left(\begin{bmatrix} \hat{\tau} \\ \widehat{\sigma}^2 \end{bmatrix} - \begin{bmatrix} \tau \\ \sigma_\varepsilon^2 \end{bmatrix} \right) \xrightarrow{d} \mathcal{N} \left(\begin{bmatrix} 0 \\ 0 \end{bmatrix}, \begin{bmatrix} \sigma_\varepsilon^2 / g_\tau(\boldsymbol{\omega}, T_o) & 0 \\ 0 & \xi_\varepsilon^{\dagger 2} \end{bmatrix} \right).$$

Step 4.1: Show the consistency of $\widehat{\xi}^2$.

Recall the definition of $\widehat{\xi}^2$,

$$\widehat{\xi}^2 = \frac{T_o}{N_o (T_o - 1)^2} \sum_i \left(\sum_t [(y_{it} - \hat{\tau} z_{it})^2 - \widehat{\sigma}^2] \right)^2 - \frac{3T_o - 2}{(T_o - 1)^2} (\widehat{\sigma}^2)^2.$$

From Step 2.1, we have shown $\widehat{\sigma}^2 - \sigma_\varepsilon^2 = O_p(1/\sqrt{N_o})$, and then we have

$$\begin{aligned} (\widehat{\sigma}^2)^2 &= \sigma_\varepsilon^4 + 2\sigma_\varepsilon^2(\widehat{\sigma}^2 - \sigma_\varepsilon^2) + (\widehat{\sigma}^2 - \sigma_\varepsilon^2)^2 \\ &= \sigma_\varepsilon^4 + O_p\left(\frac{1}{\sqrt{N_o}}\right) \end{aligned}$$

If we can show

$$\frac{1}{N_o T_o} \sum_i \left(\sum_t [(\dot{y}_{it} - \hat{\tau} \dot{z}_{it})^2 - \widehat{\sigma}^2] \right)^2 = \frac{(T_o - 1)^2}{T_o^2} \xi_\varepsilon^2 + \frac{3T_o - 2}{T_o^2} \sigma_\varepsilon^4 + O_p\left(\frac{1}{\sqrt{N_o}}\right) \quad (\text{EC.4.3})$$

then we have

$$\begin{aligned} \sqrt{N_o} (\widehat{\xi}^2 - \xi_\varepsilon^2) &= \sqrt{N_o} \left(\frac{T_o^2}{(T_o - 1)^2} \frac{1}{N_o T_o} \sum_i \left(\sum_t [(\dot{y}_{it} - \hat{\tau} \dot{z}_{it})^2 - \widehat{\sigma}^2] \right)^2 - \frac{3T_o - 2}{(T_o - 1)^2} (\widehat{\sigma}^2)^2 - \xi_\varepsilon^2 \right) \\ &= \sqrt{N_o} \left(\frac{T_o^2}{(T_o - 1)^2} \left[\frac{(T_o - 1)^2}{T_o^2} \xi_\varepsilon^2 + \frac{3T_o - 2}{T_o^2} \sigma_\varepsilon^4 \right] - \frac{3T_o - 2}{(T_o - 1)^2} \sigma_\varepsilon^4 - \xi_\varepsilon^2 + O_p\left(\frac{1}{\sqrt{N_o}}\right) \right) \\ &= O_p(1). \end{aligned}$$

Let us first prove (EC.4.3)

$$\begin{aligned} &\frac{1}{N_o T_o} \sum_i \left(\sum_t ((\dot{y}_{it} - \hat{\tau} \dot{z}_{it})^2 - \widehat{\sigma}^2) \right)^2 \\ &= \frac{1}{N_o T_o} \sum_i \left(\sum_t ((\dot{y}_{it} - \hat{\tau} \dot{z}_{it})^2 - \sigma_\varepsilon^2 - (\widehat{\sigma}^2 - \sigma_\varepsilon^2)) \right)^2 \\ &= \frac{1}{N_o T_o} \sum_i \left(\sum_t ((\dot{y}_{it} - \hat{\tau} \dot{z}_{it})^2 - \sigma_\varepsilon^2) \right)^2 - \frac{2(\widehat{\sigma}^2 - \sigma_\varepsilon^2)}{N_o} \sum_i \left(\sum_t ((\dot{y}_{it} - \hat{\tau} \dot{z}_{it})^2 - \sigma_\varepsilon^2) \right) + T_o (\widehat{\sigma}^2 - \sigma_\varepsilon^2)^2 \\ &= \underbrace{\frac{1}{N_o T_o} \sum_i \left(\sum_t ((\dot{y}_{it} - \hat{\tau} \dot{z}_{it})^2 - \sigma_\varepsilon^2) \right)^2}_{a_1} - \underbrace{T_o (\widehat{\sigma}^2 - \sigma_\varepsilon^2)^2}_{O_p\left(\frac{1}{N_o}\right)} \end{aligned}$$

where the last line follows the definition of $\widehat{\sigma}^2$ and the order $\widehat{\sigma}^2 - \sigma_\varepsilon^2 = O(1/\sqrt{N_o})$.

For a_1 , we have

$$\begin{aligned} a_1 &= \frac{1}{N_o T_o} \sum_i \left(\sum_t ((\dot{\varepsilon}_{it} - (\hat{\tau} - \tau) \dot{z}_{it})^2 - \sigma_\varepsilon^2) \right)^2 \\ &= \frac{1}{N_o T_o} \sum_i \left(\sum_t (\dot{\varepsilon}_{it}^2 - \sigma_\varepsilon^2 - 2(\hat{\tau} - \tau) \dot{z}_{it} + \underbrace{(\hat{\tau} - \tau)^2 \dot{z}_{it}^2}_{O_p\left(\frac{1}{N_o}\right)}) \right)^2 \\ &= \frac{1}{N_o T_o} \sum_i \left(\sum_t (\dot{\varepsilon}_{it}^2 - \sigma_\varepsilon^2 - 2(\hat{\tau} - \tau) \dot{z}_{it}) \right)^2 + O_p\left(\frac{1}{N_o}\right) \\ &= \frac{1}{N_o T_o} \sum_i \left(\sum_t (\dot{\varepsilon}_{it}^2 - \sigma_\varepsilon^2) \right)^2 + O_p\left(\frac{1}{N_o}\right) \quad (\text{by } \sum_t \dot{z}_{it} = 0) \end{aligned}$$

To further decompose a_1 , we prove the the following lemma.

LEMMA EC.4.3. *In the setting of Lemma EC.4.2, we have the following decomposition*

$$\frac{1}{N_o T_o} \sum_i \left(\sum_t (\varepsilon_{it}^2 - \sigma_\varepsilon^2) \right)^2 = \frac{1}{N_o T_o} \sum_i \left(\sum_t [(\varepsilon_{it}^2 - \sigma_\varepsilon^2) - \bar{\varepsilon}_{i,\cdot}^2] \right)^2 + O_p \left(\frac{1}{N_o} \right).$$

Proof of Lemma EC.4.3 We first decompose the following summation over t

$$\begin{aligned} & \sum_t (\varepsilon_{it}^2 - \sigma_\varepsilon^2) = \sum_t ((\varepsilon_{it} - \bar{\varepsilon}_{i,\cdot} - \bar{\varepsilon}_{\cdot,t} + \bar{\varepsilon})^2 - \sigma_\varepsilon^2) \\ &= \sum_t (\varepsilon_{it}^2 - \sigma_\varepsilon^2) + T_o \bar{\varepsilon}_{i,\cdot}^2 + \sum_t \bar{\varepsilon}_{\cdot,t}^2 + T_o \bar{\varepsilon}^2 - 2T_o \bar{\varepsilon}_{i,\cdot} \bar{\varepsilon}_{\cdot,t} - 2 \sum_t \varepsilon_{it} \bar{\varepsilon}_{\cdot,t} + 2T_o \bar{\varepsilon}_{i,\cdot} \bar{\varepsilon} + 2T_o \bar{\varepsilon}_{\cdot,t} \bar{\varepsilon} - 2T_o \bar{\varepsilon}_{i,\cdot} \bar{\varepsilon} - 2T_o \bar{\varepsilon}^2 \\ &= \sum_t (\varepsilon_{it}^2 - \sigma_\varepsilon^2) - T_o \bar{\varepsilon}_{i,\cdot}^2 + \underbrace{\sum_t \bar{\varepsilon}_{\cdot,t}^2}_{O_p(\frac{1}{N_o})} - T_o \underbrace{\bar{\varepsilon}^2}_{O_p(\frac{1}{N_o})} - 2 \sum_t \varepsilon_{it} \bar{\varepsilon}_{\cdot,t} + 2T_o \bar{\varepsilon}_{i,\cdot} \bar{\varepsilon} \\ &= \sum_t (\varepsilon_{it}^2 - \sigma_\varepsilon^2) - T_o \bar{\varepsilon}_{i,\cdot}^2 - 2 \sum_t \varepsilon_{it} \bar{\varepsilon}_{\cdot,t} + 2T_o \bar{\varepsilon}_{i,\cdot} \bar{\varepsilon} + O_p \left(\frac{1}{N_o} \right) \end{aligned}$$

Using this decomposition, we have the following decomposition

$$\begin{aligned} & \frac{1}{N_o T_o} \sum_i \left(\sum_t (\varepsilon_{it}^2 - \sigma_\varepsilon^2) \right)^2 = \frac{1}{N_o T_o} \sum_i \left(\sum_t (\varepsilon_{it}^2 - \sigma_\varepsilon^2) - T_o \bar{\varepsilon}_{i,\cdot}^2 - 2 \sum_t \varepsilon_{it} \bar{\varepsilon}_{\cdot,t} + 2T_o \bar{\varepsilon}_{i,\cdot} \bar{\varepsilon} \right)^2 + O_p \left(\frac{1}{N_o} \right) \\ & \stackrel{(a)}{=} \frac{1}{N_o T_o} \sum_i \left(\sum_t [(\varepsilon_{it}^2 - \sigma_\varepsilon^2) - \bar{\varepsilon}_{i,\cdot}^2] \right)^2 \\ & \quad - \frac{2}{T_o} \left(\sum_{t,s} \underbrace{\left(\frac{1}{N_o} \sum_i (\varepsilon_{it}^2 - \sigma_\varepsilon^2) \varepsilon_{is} \right)}_{O_p(\frac{1}{\sqrt{N_o}})} \underbrace{\bar{\varepsilon}_{\cdot,s}}_{O_p(\frac{1}{\sqrt{N_o}})} - T_o \sum_s \underbrace{\left(\frac{1}{N_o} \sum_i \bar{\varepsilon}_{i,\cdot}^2 \varepsilon_{is} \right)}_{O_p(\frac{1}{\sqrt{N_o}})} \underbrace{\bar{\varepsilon}_{\cdot,s}}_{O_p(\frac{1}{\sqrt{N_o}})} \right) \\ & \quad + 2 \underbrace{\bar{\varepsilon}}_{O_p(\frac{1}{\sqrt{N_o}})} \left(\underbrace{\frac{1}{N_o} \sum_{i,t} (\varepsilon_{it}^2 - \sigma_\varepsilon^2) \bar{\varepsilon}_{i,\cdot}}_{O_p(\frac{1}{\sqrt{N_o}})} - \underbrace{\frac{T_o}{N_o} \sum_i \bar{\varepsilon}_{i,\cdot}^3}_{O_p(\frac{1}{\sqrt{N_o}})} \right) + O_p \left(\frac{1}{N_o} \right) \\ & = \frac{1}{N_o T_o} \sum_i \left(\sum_t [(\varepsilon_{it}^2 - \sigma_\varepsilon^2) - \bar{\varepsilon}_{i,\cdot}^2] \right)^2 + O_p \left(\frac{1}{N_o} \right) \end{aligned}$$

where the order of each term in (a) can be shown using ε_{it} is i.i.d. in i and t with $\mathbb{E}[\varepsilon_{it}] = \mathbb{E}[\varepsilon_{it}^3] = 0$ and $\mathbb{E}[\varepsilon_{it}^2] = \sigma_\varepsilon^2$. \square

Then we use Lemma EC.4.3 to decompose a_1 ,

$$\begin{aligned} a_1 &= \frac{1}{N_o T_o} \sum_i \left(\sum_t [(\varepsilon_{it}^2 - \sigma_\varepsilon^2) - \bar{\varepsilon}_{i,\cdot}^2] \right)^2 + O_p \left(\frac{1}{N_o} \right) \\ &= \underbrace{\frac{1}{N_o T_o} \sum_i \left(\sum_t (\varepsilon_{it}^2 - \sigma_\varepsilon^2) \right)^2}_{a_2} - \underbrace{\frac{2}{N_o} \sum_{i,t} (\varepsilon_{it}^2 - \sigma_\varepsilon^2) \cdot \bar{\varepsilon}_{i,\cdot}^2}_{a_3} + \underbrace{\frac{T_o}{N_o} \sum_i \bar{\varepsilon}_{i,\cdot}^4}_{a_4} + O_p \left(\frac{1}{N_o} \right), \quad (\text{EC.4.4}) \end{aligned}$$

Below we further decompose each of a_2 , a_3 and a_4 . For the term a_2 in (EC.4.4), we have

$$a_2 = \frac{1}{N_o T_o} \sum_i \left(\sum_t (\varepsilon_{it}^2 - \sigma_\varepsilon^2)^2 + \sum_{t \neq s} (\varepsilon_{it}^2 - \sigma_\varepsilon^2) (\varepsilon_{is}^2 - \sigma_\varepsilon^2) \right) = \xi_\varepsilon^2 + O_p \left(\frac{1}{\sqrt{N_o}} \right).$$

following the independence between ε_{it} and ε_{is} .

For the term a_3 in (EC.4.4), we have

$$\begin{aligned} a_3 &= \frac{2}{N_o T_o^2} \sum_{i,t,s,u} (\varepsilon_{it}^2 - \sigma_\varepsilon^2) \varepsilon_{is} \varepsilon_{iu} \\ &= \frac{2}{N_o T_o^2} \sum_{i,t} (\varepsilon_{it}^2 - \sigma_\varepsilon^2) \varepsilon_{it}^2 + O_p \left(\frac{1}{\sqrt{N_o}} \right) && \text{(by } \mathbb{E}[(\varepsilon_{it}^2 - \sigma_\varepsilon^2) \varepsilon_{is} \varepsilon_{iu}] \text{ if } s \neq t \text{ or } u \neq t) \\ &= \frac{2}{T_o} \xi_\varepsilon^2 + O_p \left(\frac{1}{\sqrt{N_o}} \right) && \text{(by } \xi_\varepsilon^2 = \mathbb{E}[\varepsilon_{it}^4] - \sigma_\varepsilon^4) \end{aligned}$$

For the term a_4 in (EC.4.4), we have

$$\begin{aligned} a_4 &= \frac{T_o}{N_o} \sum_i \left(\frac{1}{T_o} \sum_t \varepsilon_{it} \right)^4 \\ &\stackrel{(a)}{=} \frac{1}{N_o T_o^3} \sum_{i,t} \varepsilon_{it}^4 + \frac{3}{N_o T_o^3} \sum_{i,t \neq s} \varepsilon_{it}^2 \varepsilon_{is}^2 + O_p \left(\frac{1}{\sqrt{N_o}} \right) \\ &\stackrel{(b)}{=} \frac{1}{T_o^2} (\xi_\varepsilon^2 + \sigma_\varepsilon^4) + \frac{3(T_o - 1)}{T_o^2} \sigma_\varepsilon^4 + O_p \left(\frac{1}{\sqrt{N_o}} \right). \end{aligned}$$

where (a) follows from the law of large numbers and $\mathbb{E}[\varepsilon_{it} \varepsilon_{is} \varepsilon_{iu} \varepsilon_{iv}] = 0$ if one of t, s, u, v differs from the rest; (b) follows from the law of large numbers and $\mathbb{E}[\varepsilon_{it}^4] = \xi_\varepsilon^2 + \sigma_\varepsilon^4$.

Back to (EC.4.4), we sum a_2 , a_3 and a_4 , and have

$$a_1 = \frac{(T_o - 1)^2}{T_o^2} \xi_\varepsilon^2 + \frac{3T_o - 2}{T_o^2} \sigma_\varepsilon^4 + O_p \left(\frac{1}{\sqrt{N_o}} \right).$$

This concludes the proof of (EC.4.3) and the proof of $\sqrt{N_o} (\hat{\xi}^2 - \xi_\varepsilon^2) = O_p(1)$.

Step 4.2: Show the asymptotic normal distribution of $\hat{\xi}^2$.

From Step 4.1, the estimation error of $\hat{\xi}^2$ can be decomposed as

$$\begin{aligned} \hat{\xi}^2 - \xi_\varepsilon^2 &= \frac{1}{N_o} \sum_i \left[\frac{T_o}{(T_o - 1)^2} \left(\sum_t (\varepsilon_{it}^2 - \sigma_\varepsilon^2)^2 + \sum_{t \neq s} (\varepsilon_{it}^2 - \sigma_\varepsilon^2)(\varepsilon_{is}^2 - \sigma_\varepsilon^2) \right) - \frac{2}{(T_o - 1)^2} \sum_{t,s,u} (\varepsilon_{it}^2 - \sigma_\varepsilon^2) \varepsilon_{is} \varepsilon_{iu} \right. \\ &\quad \left. + \frac{T_o^3}{(T_o - 1)^2} \left(\frac{1}{T_o} \sum_t \varepsilon_{it} \right)^4 - \frac{\sigma_\varepsilon^2}{T_o} \sum_t (\varepsilon_{it}^2 - \sigma_\varepsilon^2) - \frac{\sigma_\varepsilon^2}{T_o(T_o - 1)} \sum_{t \neq s} \varepsilon_{it} \varepsilon_{is} - \xi_\varepsilon^2 - \frac{3T_o - 2}{(T_o - 1)^2} \sigma_\varepsilon^4 \right] + O_p \left(\frac{1}{N_o} \right) \\ &= \frac{1}{N_o} \sum_i f_\xi(\varepsilon_{i1}, \dots, \varepsilon_{i,T_o}) + O_p \left(\frac{1}{N_o} \right) \end{aligned}$$

where we denote the term in square bracket as $f_\xi(\varepsilon_{i1}, \dots, \varepsilon_{i,T_o})$. As ε_{it} is i.i.d. in i and t , $f_\xi(\varepsilon_{i1}, \dots, \varepsilon_{i,T_o})$ is i.i.d. in i . We can apply the standard CLT to $\hat{\xi}^2$, and then $\hat{\xi}^2$ is asymptotically normal with the asymptotic variance $\mathbb{E}[f_\xi(\varepsilon_{i1}, \dots, \varepsilon_{i,T_o})^2]$.

Similar to Step 3, we can apply multivariate Lindeberg-Feller CLT to $\hat{\tau}$, $\hat{\sigma}^2$ and $\hat{\xi}^2$, and obtain the joint asymptotical normality of $\hat{\tau}$, $\hat{\sigma}^2$ and $\hat{\xi}^2$. \square

EC.4.2. Proof of Theorem 4.1

In this section, we prove Theorem 4.1. Before we start, we first state and prove a useful lemma that shows the asymptotic conditional mean and second moment of ε_{it} . This lemma will be an important intermediate step to show the asymptotic distribution of $\hat{\tau}_{\text{all},T}$ and $\widehat{\sigma}_{\text{atu},2,T}^2$.

In the proof of this section, we introduce a random variable \tilde{N} to denote the number of units in the adaptive experiment that can grow to infinity. N denotes any (deterministic) realization of \tilde{N} . Furthermore, we let $\boldsymbol{\omega}_{\text{all},1:T}(N)$ be the unit average of $Z = [Z_{\text{ntu}}^\top \ Z_{\text{atu},1}^\top \ Z_{\text{atu},2}^\top]^\top \in \{-1, +1\}^{N \times T}$ in the experiment with N units over T periods. Similarly we index $\hat{\tau}_{\text{ntu},t}(N)$, $\hat{\tau}_{\text{atu},1,t}(N)$, $\widehat{\sigma}_{\text{ntu},t}^2(N)$, $\widehat{\xi}_{\text{ntu},t}^2(N)$ and $\widehat{\sigma}_{\text{atu},1,t}^2(N)$ by N to specify the number of units to estimate the corresponding estimator.

For notation simplicity, we introduce

$$\boldsymbol{\varphi}'_T(N) = \left(\widehat{\sigma}_{\text{ntu},2}^2(N), \widehat{\xi}_{\text{ntu},2}^2(N), \widehat{\sigma}_{\text{atu},1,2}^2(N), \dots, \widehat{\sigma}_{\text{ntu},T}^2(N), \widehat{\xi}_{\text{ntu},T}^2(N), \widehat{\sigma}_{\text{atu},1,T}^2(N) \right)$$

that includes all the information used to make the adaptive treatment decisions and to make the experiment termination decision. From Lemma EC.4.2, each entry in $\boldsymbol{\varphi}'_T(N)$ is consistent, and then we let

$$\bar{\boldsymbol{\varphi}}' = (\sigma_\varepsilon^2, \xi_\varepsilon^2, \sigma_\varepsilon^2, \dots, \sigma_\varepsilon^2, \xi_\varepsilon^2, \sigma_\varepsilon^2)$$

that is the limit of $\boldsymbol{\varphi}'_T(N)$ as N grows to infinity. Moreover, we concatenate $\boldsymbol{\varphi}'_T(N)$ with $\boldsymbol{\omega}_{\text{all},1:T}(N)$ and concatenate $\bar{\boldsymbol{\varphi}}'$ with $\boldsymbol{\omega}_{\text{all},1:T}$ to encompass the information in $\boldsymbol{\omega}_{\text{all},1:T}(N)$ that affects the asymptotic distribution of $\hat{\tau}_{\text{all},1:T}$

$$\begin{aligned} \boldsymbol{\varphi}_T(N) &= (\boldsymbol{\omega}_{\text{all},1:T}(N), \boldsymbol{\varphi}'_T(N)) \\ \bar{\boldsymbol{\varphi}} &= (\boldsymbol{\omega}_{\text{all},1:T}, \bar{\boldsymbol{\varphi}}'). \end{aligned}$$

LEMMA EC.4.4. *In the setting of Theorem 4.1, the asymptotic conditional mean and second moment of ε_{it} satisfy*

1. For any $j \in \mathcal{S}_{\text{ntu}} \cup \mathcal{S}_{\text{atu},1}$,

$$\mathbb{E} \left[\varepsilon_{ju} \mid \tilde{N} = N, \tilde{T} = T, \boldsymbol{\varphi}_T(N) = \bar{\boldsymbol{\varphi}} + \boldsymbol{\varepsilon}, Z \right] = 0 \quad (\text{EC.4.5})$$

For any $\boldsymbol{\varepsilon} = (\boldsymbol{\varepsilon}_\omega, \boldsymbol{\varepsilon}')$, and for any δ , there exist N_0 , such that for $N > N_0$,

$$\sup_{j \in \mathcal{S}_{\text{ntu}} \cup \mathcal{S}_{\text{atu},1}, s, u} \left| \mathbb{E} \left[\varepsilon_{ju} \varepsilon_{js} \mid \tilde{N} = N, \tilde{T} = T, |\boldsymbol{\varphi}_T(N) - \bar{\boldsymbol{\varphi}}| \leq \boldsymbol{\varepsilon}, Z \right] - \sigma_\varepsilon^2 \right| < C \|\boldsymbol{\varepsilon}'\|_2 + \delta \quad (\text{EC.4.6})$$

$$\sup_{j \in \mathcal{S}_{\text{ntu}} \cup \mathcal{S}_{\text{atu},1}, s, u: s \neq u} \left| \mathbb{E} \left[\varepsilon_{ju} \varepsilon_{js} \mid \tilde{N} = N, \tilde{T} = T, |\boldsymbol{\varphi}_T(N) - \bar{\boldsymbol{\varphi}}| \leq \boldsymbol{\varepsilon}, Z \right] \right| < C \|\boldsymbol{\varepsilon}'\|_2 + \delta \quad (\text{EC.4.7})$$

$$\sup_{j, k \in \mathcal{S}_{\text{ntu}} \cup \mathcal{S}_{\text{atu},1}, s, u: j \neq k} \left| \mathbb{E} \left[N \varepsilon_{ju} \varepsilon_{ks} \mid \tilde{N} = N, \tilde{T} = T, |\boldsymbol{\varphi}_T(N) - \bar{\boldsymbol{\varphi}}| \leq \boldsymbol{\varepsilon}, Z \right] \right| < C \|\boldsymbol{\varepsilon}'\|_2 + \delta \quad (\text{EC.4.8})$$

2. For $i \notin \mathcal{S}_{\text{ntu}} \cup \mathcal{S}_{\text{atu},1}$,

$$\mathbb{E} \left[\varepsilon_{is} \mid \tilde{N} = N, \tilde{T} = T, \boldsymbol{\varphi}_T(N) = \bar{\boldsymbol{\varphi}} + \boldsymbol{\epsilon}, Z \right] = 0 \quad (\text{EC.4.9})$$

$$\mathbb{E} \left[\varepsilon_{is}^2 \mid \tilde{N} = N, \tilde{T} = T, \boldsymbol{\varphi}_T(N) = \bar{\boldsymbol{\varphi}} + \boldsymbol{\epsilon}, Z \right] = \sigma_\varepsilon^2 \quad (\text{EC.4.10})$$

$$\mathbb{E} \left[\varepsilon_{is} \varepsilon_{ju} \mid \tilde{N} = N, \tilde{T} = T, \boldsymbol{\varphi}_T(N) = \bar{\boldsymbol{\varphi}} + \boldsymbol{\epsilon}, Z \right] = 0 \quad (i, t) \neq (j, s) \quad (\text{EC.4.11})$$

Now we prove Lemma EC.4.4.

Proof of Lemma EC.4.4. Step 1: Show Lemma EC.4.4.1.

Given that Z_{ntu} is selected to satisfy the treated fraction condition $(2s - 1 - T_{\text{max}})/T_{\text{max}}$ at time s , we can partition the Np_{ntu} NTUs into $T + 1$ disjoint sets, $\mathcal{K}_{\text{ntu},1}, \dots, \mathcal{K}_{\text{ntu},T+1}$, where units in set \mathcal{K}_g are first treated at time g for $g \leq T$ and units in set $\mathcal{K}_{\text{ntu},T+1}$ are not treated until the end of the experiment. Similarly, we partition the $Np_{\text{atu},1}$ ATUs into $T + 1$ disjoint sets, $\mathcal{K}_{\text{atu},1,1}, \dots, \mathcal{K}_{\text{atu},1,T+1}$.

If both i and k are in the same set $\mathcal{K}_{\text{ntu},g}$ or $\mathcal{K}_{\text{atu},1,g}$ for some g , then $\dot{z}_{iu} = \dot{z}_{ku}$ for any u . Using this property, if both i and k are NTU, then ε_{iu} and ε_{ku} are exchangeable in $\hat{\tau}_{\text{ntu},t}(N)$ based on the expression of $\hat{\tau}_{\text{ntu},t}(N)$

$$\hat{\tau}_{\text{ntu},t}(N) - \tau = \left(\sum_{i,s} \dot{z}_{is}^2 \right)^{-1} \sum_{i,s} \dot{z}_{is} \varepsilon_{is}.$$

Moreover, ε_{iu} and ε_{ku} are exchangeable in $\widehat{\sigma}_{\text{ntu},t}^2(N)$ and $\widehat{\xi}_{\text{ntu},t}^2(N)$ based on the expression of $\widehat{\sigma}_{\text{ntu},t}^2(N)$

$$\begin{aligned} \widehat{\sigma}_{\text{ntu},t}^2(N) &= \frac{1}{N(t-1)p_{\text{ntu}}} \sum_{i \in \mathcal{S}_{\text{ntu}}, 1 \leq s \leq t} (\dot{y}_{is} - \hat{\tau}_{\text{ntu},t}(N) \cdot \dot{z}_{is})^2 \\ &= \frac{1}{N(t-1)p_{\text{ntu}}} \sum_{i,s} \varepsilon_{is}^2 - \frac{t}{N(t-1)p_{\text{ntu}}} \sum_i \bar{\varepsilon}_{i,\cdot}^2 - \frac{1}{t-1} \sum_s \bar{\varepsilon}_{\cdot,s}^2 + \frac{t}{t-1} \bar{\varepsilon}^2 - (\hat{\tau}_{\text{ntu},t}(N) - \tau)^2 \cdot \frac{1}{N(t-1)p_{\text{ntu}}} \sum_{i,s} \dot{z}_{is}^2 \end{aligned}$$

and the expression of $\widehat{\xi}_{\text{ntu},t}^2(N)$

$$\begin{aligned} \widehat{\xi}_{\text{ntu},t}^2(N) - \xi_\varepsilon^2 &= \frac{t^2}{(t-1)^2} \frac{1}{Np_{\text{ntu}}t} \sum_i \left(\sum_s [(\dot{y}_{is} - \hat{\tau}_{\text{ntu},t}(N) \cdot \dot{z}_{is})^2 - \widehat{\sigma}_{\text{ntu},t}^2(N)] \right)^2 \\ &\quad - \frac{3t-2}{(t-1)^2} (\widehat{\sigma}_{\text{ntu},t}^2(N))^2 - \xi_\varepsilon^2. \end{aligned}$$

As we do not use i and k to estimate $\hat{\tau}_{\text{atu},1,t}(N)$, $\widehat{\sigma}_{\text{atu},1,t}^2(N)$ and $\widehat{\xi}_{\text{atu},1,t}^2(N)$, i and k are also exchangeable in $\hat{\tau}_{\text{atu},1,t}(N)$, $\widehat{\sigma}_{\text{atu},1,t}^2(N)$ and $\widehat{\xi}_{\text{atu},1,t}^2(N)$. Similarly, we can show that if i and k are both ATU and in the same set $\mathcal{K}_{\text{atu},1,g}$ for some g , ε_{iu} and ε_{ku} are exchangeable in $\hat{\tau}_{\text{atu},1,t}(N)$, $\widehat{\sigma}_{\text{atu},1,t}^2(N)$, $\widehat{\xi}_{\text{atu},1,t}^2(N)$, $\hat{\tau}_{\text{ntu},t}(N)$, $\widehat{\sigma}_{\text{ntu},t}^2(N)$ and $\widehat{\xi}_{\text{ntu},t}^2(N)$ for all t .

We are going to use the set $\mathcal{K}_{\text{ntu},g}$ and $\mathcal{K}_{\text{atu},1,g}$ and this exchangeability property to show (EC.4.6), (EC.4.7) and (EC.4.8). But before we start, let us first prove (EC.4.5).

We first show a useful lemma that is used to prove (EC.4.5).

LEMMA EC.4.5. *In the setting of Lemma EC.4.2, let $g(\cdot) : \mathbb{R}^{NT} \rightarrow \mathbb{R}^p$ be a function that maps $\boldsymbol{\varepsilon} = [\varepsilon_{it}]_{(i,t) \in [N] \times [T]}$ to a p -dimensional nonnegative vector. Suppose $g(\boldsymbol{\varepsilon}) = g(-\boldsymbol{\varepsilon})$. For any i , conditional on $g(\boldsymbol{\varepsilon}) = \mathbf{g}_0$ for any $\mathbf{g}_0 \in \mathbb{R}^p$, we have*

$$\mathbb{E}[\varepsilon_{it} | g(\boldsymbol{\varepsilon})] = 0$$

Proof of Lemma EC.4.5 Let the density of ε_{it} be $f(\varepsilon_{it})$, let the density of $g(\boldsymbol{\varepsilon})$ be $f(g(\boldsymbol{\varepsilon}))$, and let the conditional density of ε_{it} on $g(\boldsymbol{\varepsilon})$ be $f(\varepsilon_{it} | g(\boldsymbol{\varepsilon}))$. The conditional expectation equals

$$\begin{aligned} \mathbb{E}[\varepsilon_{it} | g(\boldsymbol{\varepsilon}) = \mathbf{g}_0] &= \int_{-\infty}^{\infty} \varepsilon_{it} f(\varepsilon_{it} | g(\boldsymbol{\varepsilon}) = \mathbf{g}_0) d\varepsilon_{it} \\ &= \int_{-\infty}^{\infty} \varepsilon_{it} \frac{f(\varepsilon_{it}) f(g(\boldsymbol{\varepsilon} = \mathbf{g}_0) | \varepsilon_{it})}{f(g(\boldsymbol{\varepsilon}))} d\varepsilon_{it} \\ &= \frac{1}{f(g(\boldsymbol{\varepsilon}) = \mathbf{g}_0)} \left[\int_0^{\infty} \varepsilon_{it} f(\varepsilon_{it}) f(g(\boldsymbol{\varepsilon}) = \mathbf{g}_0 | \varepsilon_{it}) d\varepsilon_{it} + \int_0^{\infty} -\varepsilon_{it} f(-\varepsilon_{it}) f(g(\boldsymbol{\varepsilon}) = \mathbf{g}_0 | -\varepsilon_{it}) d\varepsilon_{it} \right] \end{aligned}$$

As ε_{it} has a symmetric distribution $f(\varepsilon_{it}) = f(-\varepsilon_{it})$. Let $\boldsymbol{\varepsilon}_{-(it)}$ be the vector of $\boldsymbol{\varepsilon}$ excluding ε_{it} . The conditional density $f(g(\boldsymbol{\varepsilon}) = \mathbf{g}_0 | \varepsilon_{it})$ has

$$\begin{aligned} f(g(\boldsymbol{\varepsilon}) = \mathbf{g}_0 | \varepsilon_{it}) &= \int f(g(\boldsymbol{\varepsilon}) = \mathbf{g}_0 | \boldsymbol{\varepsilon}) \cdot f(\boldsymbol{\varepsilon} | \varepsilon_{it}) d\boldsymbol{\varepsilon}_{-(it)} \\ &= \int \mathbf{1}(g(\boldsymbol{\varepsilon}) = \mathbf{g}_0) \cdot f(\boldsymbol{\varepsilon}_{-(it)}) d\boldsymbol{\varepsilon}_{-(it)} && (\varepsilon_{it} \text{ is i.i.d.}) \\ &= \int \mathbf{1}(g(-\boldsymbol{\varepsilon}) = \mathbf{g}_0) \cdot f(\boldsymbol{\varepsilon}_{-(it)}) d\boldsymbol{\varepsilon}_{-(it)} && (\text{by } g(\boldsymbol{\varepsilon}) = g(-\boldsymbol{\varepsilon})) \\ &= \int \mathbf{1}(g(-\boldsymbol{\varepsilon}) = \mathbf{g}_0) \cdot f(-\boldsymbol{\varepsilon}_{-(it)}) d\boldsymbol{\varepsilon}_{-(it)} && (\varepsilon_{it} \text{ has a symmetric distribution}) \\ &= \int \mathbf{1}(g(-\boldsymbol{\varepsilon}) = \mathbf{g}_0) \cdot f(-\boldsymbol{\varepsilon} | -\varepsilon_{it}) d\boldsymbol{\varepsilon}_{-(it)} && (\varepsilon_{it} \text{ is i.i.d.}) \\ &= f(g(\boldsymbol{\varepsilon}) = \mathbf{g}_0 | -\varepsilon_{it}) \end{aligned}$$

Then the conditional expectation has

$$\mathbb{E}[\varepsilon_{it} | g(\boldsymbol{\varepsilon})] = \frac{1}{f(g(\boldsymbol{\varepsilon}) = \mathbf{g}_0)} \left[\int_0^{\infty} \varepsilon_{it} f(\varepsilon_{it}) f(g(\boldsymbol{\varepsilon}) = \mathbf{g}_0 | \varepsilon_{it}) d\varepsilon_{it} + \int_0^{\infty} -\varepsilon_{it} f(\varepsilon_{it}) f(g(\boldsymbol{\varepsilon}) = \mathbf{g}_0 | \varepsilon_{it}) d\varepsilon_{it} \right] = 0.$$

We conclude the proof of Lemma EC.4.5. \square

Now we apply Lemma EC.4.5 to prove (EC.4.5). Let $g(\boldsymbol{\varepsilon}) = \boldsymbol{\varphi}'_T(N)$. For such $g(\boldsymbol{\varepsilon})$, the condition $g(\boldsymbol{\varepsilon}) = g(-\boldsymbol{\varepsilon})$ is satisfied, based on the expression of $\hat{\tau}_{ntu,t}(N)$, $\widehat{\sigma}_{ntu,t}^2(N)$ and $\widehat{\xi}_{ntu,t}^2(N)$ and $\widehat{\sigma}_{atu,1,t}^2(N)$. Applying Lemma EC.4.5, we have

$$\mathbb{E}[\varepsilon_{it} | \tilde{N} = N, \tilde{T} = T, \boldsymbol{\varphi}'_T(N) = \tilde{\boldsymbol{\varphi}}' + \boldsymbol{\epsilon}'] = 0.$$

Note that $\boldsymbol{\varphi}_T(N)$ is $\boldsymbol{\varphi}'_T(N)$ concatenated with $\boldsymbol{\omega}_{\text{all},1:T}(N)$. $\boldsymbol{\varphi}'_T(N)$ encompasses all the information in $\boldsymbol{\omega}_{\text{all},1:T}(N)$ that is relevant to ε_{it} . Furthermore, Z_{atu} is randomly chosen subject to

the treated fraction constraints $\omega_{\text{atu},1:T}(N)$. We can then write both Z and Z_{atu} as a function of $(\widehat{\sigma}_{\text{ntu},2}^2(N), \widehat{\xi}_{\text{ntu},2}^2(N), \dots, \widehat{\sigma}_{\text{ntu},T}^2(N), \widehat{\xi}_{\text{ntu},T}^2(N))$ and some random variable η that determines which units are treated and which are not subject to the treated fraction constraints. By definition, η is independent of $(\widehat{\sigma}_{\text{ntu},2}^2(N), \widehat{\xi}_{\text{ntu},2}^2(N), \dots, \widehat{\sigma}_{\text{ntu},T}^2(N), \widehat{\xi}_{\text{ntu},T}^2(N))$ and ε_{ju} for any j and u . Using η , we have

$$\begin{aligned} & \mathbb{E} \left[\varepsilon_{ju} \mid \tilde{N} = N, \tilde{T} = T, \boldsymbol{\varphi}_T(N) = \bar{\boldsymbol{\varphi}} + \boldsymbol{\epsilon}, Z \right] \\ &= \mathbb{E} \left[\varepsilon_{it} \mid \tilde{N} = N, \tilde{T} = T, \boldsymbol{\varphi}'_T(N) = \bar{\boldsymbol{\varphi}}' + \boldsymbol{\epsilon}' \right] = 0. \end{aligned}$$

This concludes the proof of (EC.4.5).

To show (EC.4.6), (EC.4.7) and (EC.4.8), we first show two useful lemmas.

LEMMA EC.4.6. *In the setting of Lemma EC.4.2, let $g(\cdot) : \mathbb{R}^{NT} \rightarrow \mathbb{R}^p$ be a function that maps $\boldsymbol{\varepsilon} = [\varepsilon_{it}]_{(i,t) \in [N] \times [T]}$ to a p -dimensional vector, and let $h(\cdot) : \mathbb{R}^N \rightarrow \mathbb{R}^q$ be a function that maps $\boldsymbol{\varepsilon}_i = [\varepsilon_{it}]_{t \in [T]}$ to a q -dimensional vector. Let \mathcal{S} be the set of indices, where for any i and j in \mathcal{S} , $\boldsymbol{\varepsilon}_i$ and $\boldsymbol{\varepsilon}_j$ are exchangeable in $g(\boldsymbol{\varepsilon})$. For all $i \in \mathcal{S}$, conditional on $g(\boldsymbol{\varepsilon}) = \mathbf{g}_0$ and $\sum_{i \in \mathcal{S}} h(\boldsymbol{\varepsilon}_i) = \mathbf{h}_0$ for any $\mathbf{g}_0 \in \mathbb{R}^p$ and $\mathbf{h}_0 \in \mathbb{R}^q$,*

$$\mathbb{E} \left[h(\boldsymbol{\varepsilon}_i) \mid \sum_{k \in \mathcal{S}} h(\boldsymbol{\varepsilon}_k) = \mathbf{h}_0, g(\boldsymbol{\varepsilon}) = \mathbf{g}_0 \right] = \frac{\mathbf{h}_0}{|\mathcal{S}|}. \quad (\text{EC.4.12})$$

Proof of Lemma EC.4.6 Based on the condition in Lemma EC.4.6, if i and j in \mathcal{S} , then

$$\mathbb{E} \left[h(\boldsymbol{\varepsilon}_i) \mid \sum_{k \in \mathcal{S}} h(\boldsymbol{\varepsilon}_k) = \mathbf{h}_0, g(\boldsymbol{\varepsilon}) = \mathbf{g}_0 \right] = \mathbb{E} \left[h(\boldsymbol{\varepsilon}_j) \mid \sum_{k \in \mathcal{S}} h(\boldsymbol{\varepsilon}_k) = \mathbf{h}_0, g(\boldsymbol{\varepsilon}) = \mathbf{g}_0 \right].$$

Using this property, we have

$$\begin{aligned} & \sum_{i \in \mathcal{S}} \mathbb{E} \left[h(\boldsymbol{\varepsilon}_i) \mid \sum_{k \in \mathcal{S}} h(\boldsymbol{\varepsilon}_k) = \mathbf{h}_0, g(\boldsymbol{\varepsilon}) = \mathbf{g}_0 \right] = \mathbf{h}_0 \\ & \Leftrightarrow |\mathcal{S}| \mathbb{E} \left[h(\boldsymbol{\varepsilon}_i) \mid \sum_{k \in \mathcal{S}} h(\boldsymbol{\varepsilon}_k) = \mathbf{h}_0, g(\boldsymbol{\varepsilon}) = \mathbf{g}_0 \right] = \mathbf{h}_0 \end{aligned}$$

We conclude the proof of Lemma EC.4.6. \square

LEMMA EC.4.7. *Suppose $\{X_n\}$ and $\{Y_n\}$ are sequences of bounded random variables. As $n \rightarrow \infty$, $\{X_n\}$ and $\{Y_n\}$ converge to a joint normal distribution*

$$\sqrt{n} \left(\begin{bmatrix} X_n \\ Y_n \end{bmatrix} - \begin{bmatrix} \mu_X \\ \mu_Y \end{bmatrix} \right) \xrightarrow{d} \mathcal{N} \left(\begin{bmatrix} \mathbf{0} \\ \mathbf{0} \end{bmatrix}, \begin{bmatrix} \Sigma_{XX} & \Sigma_{XY} \\ \Sigma_{YX} & \Sigma_{YY} \end{bmatrix} \right).$$

Then for any $y \in \mathbb{R}^q$, the asymptotic conditional expectation of X on $Y_n = y$ is

$$\lim_{n \rightarrow \infty} \mathbb{E}[X_n \mid Y_n = y] = \mu_X + \Sigma_{XY} \Sigma_{YY}^{-1} (y - \mu_Y).$$

Proof of Lemma EC.4.7 Let $Z_n = X_n + BY_n$, where $B = -\Sigma_{XY}\Sigma_{YY}^{-1}$. Then the conditional covariance between Y_n and Z_n is

$$\begin{aligned}\lim_{n \rightarrow \infty} \text{Cov}(Z_n, Y_n) &= \lim_{n \rightarrow \infty} \text{Cov}(X_n, Y_n) + \lim_{n \rightarrow \infty} \text{Cov}(BY_n, Y_n) \\ &= \Sigma_{XY} - \Sigma_{XY}\Sigma_{YY}^{-1}\Sigma_{YY} = \mathbf{0}\end{aligned}$$

As Z_n is a linear combination of X_n and Y_n , we can show that Y_n and Z_n are joint asymptotically normal. As they are asymptotically uncorrelated, Y_n and Z_n are asymptotically independent. As the asymptotic expectation of Z_n is $\lim_{n \rightarrow \infty} \mathbb{E}[Z_n] = \mu_X + B\mu_Y$, we have

$$\begin{aligned}\lim_{n \rightarrow \infty} \mathbb{E}[X_n | Y_n = y] &= \lim_{n \rightarrow \infty} \mathbb{E}[Z_n - BY_n | Y_n = y] \\ &= \lim_{n \rightarrow \infty} \mathbb{E}[Z_n | Y_n = y] - B \cdot \lim_{n \rightarrow \infty} \mathbb{E}[Y_n | Y_n = y] \\ &= \mu_X + B\mu_Y - By \\ &= \mu + \Sigma_{XY}\Sigma_{YY}^{-1}(\mu_Y - y).\end{aligned}$$

This concludes the proof of Lemma EC.4.7. \square

Next, let us consider the asymptotic conditional second moment of ε_{ju} . Suppose j is in \mathcal{K} , where $\mathcal{K} \in \{\mathcal{K}_{\text{ntu},1}, \dots, \mathcal{K}_{\text{ntu},T+1}, \mathcal{K}_{\text{atu},1,1}, \dots, \mathcal{K}_{\text{atu},1,T+1}\}$. Let

$$\begin{aligned}h(\varepsilon_i) &= \varepsilon_{iu}^2 - \sigma_\varepsilon^2 \\ h_{\mathcal{K}u}(\varepsilon) &= \frac{1}{|\mathcal{K}|} \sum_{j \in \mathcal{K}} [\varepsilon_{ju}^2 - \sigma_\varepsilon^2]\end{aligned}$$

By applying Lemma EC.4.6, the conditional second moment equals

$$\begin{aligned}\mathbb{E}[\varepsilon_{ju}^2 | \boldsymbol{\varphi}'_T(N)] \\ &= \mathbb{E}[\mathbb{E}[\varepsilon_{ju}^2 | h_{\mathcal{K}u}(\varepsilon), \boldsymbol{\varphi}'_T(N)] | \boldsymbol{\varphi}'_T(N)] \\ &= \sigma_\varepsilon^2 + \mathbb{E}[h_{\mathcal{K}u}(\varepsilon) | \boldsymbol{\varphi}'_T(N)]\end{aligned}$$

As $N \rightarrow \infty$ and T_{\max} is fixed, the number of units in \mathcal{K} grows to infinity, that is, $|\mathcal{K}| \rightarrow \infty$. The randomness of $h_{\mathcal{K}u}(\varepsilon)$ and $\boldsymbol{\varphi}'_T(N)$ comes from ε_{it} , where ε_{it} is i.i.d. in i and t . We can apply multivariate CLT to $h_{\mathcal{K}u}(\varepsilon)$ and $\boldsymbol{\varphi}'_T(N)$ (similar to Step 4.2 in the proof of Lemma EC.4.2), and show that σ_ε^2 and $\boldsymbol{\varphi}'_T(N)$ are consistent and joint asymptotically normal with

$$\begin{aligned}\sqrt{Np_{\text{ntu}}} \left(\begin{bmatrix} h_{\mathcal{K}u}(\varepsilon) \\ \boldsymbol{\varphi}'_T(N) \end{bmatrix} - \begin{bmatrix} 0 \\ \bar{\boldsymbol{\varphi}}' \end{bmatrix} \right) \\ \xrightarrow{d} \mathcal{N} \left(\begin{bmatrix} 0 \\ \mathbf{0}_{3(T-1)} \end{bmatrix}, \begin{bmatrix} \text{AVar}(h_{\mathcal{K}u}(\varepsilon)) & \text{ACov}(h_{\mathcal{K}u}(\varepsilon), \boldsymbol{\varphi}'_T(N)^\top) \\ \text{ACov}(\boldsymbol{\varphi}'_T(N), h_{\mathcal{K}u}(\varepsilon)) & \text{AVar}(\boldsymbol{\varphi}'_T(N)) \end{bmatrix} \right).\end{aligned}\tag{EC.4.13}$$

We can then apply Lemma EC.4.7, as ε_{ju} is bounded, we have for any j and u ,

$$\begin{aligned}
& \lim_{N \rightarrow \infty} \mathbb{E} \left[\varepsilon_{ju}^2 \mid \tilde{N} = N, \tilde{T} = T, \boldsymbol{\varphi}'_T(N) - \bar{\boldsymbol{\varphi}}' = \boldsymbol{\epsilon}' \right] - \sigma_\varepsilon^2 \\
&= \lim_{N \rightarrow \infty} \mathbb{E} \left[\varepsilon_{ju}^2 \mid \boldsymbol{\varphi}'_T(N) - \bar{\boldsymbol{\varphi}}' = \boldsymbol{\epsilon}' \right] - \sigma_\varepsilon^2 \quad (\boldsymbol{\varphi}'_T(N) \text{ encompasses all the information in } \tilde{T}) \\
&= \lim_{N \rightarrow \infty} \mathbb{E} [h_{\mathcal{K}u}(\boldsymbol{\varepsilon}) \mid \boldsymbol{\varphi}'_T(N) - \bar{\boldsymbol{\varphi}}' = \boldsymbol{\epsilon}'] \\
&= \text{ACov}(h_{\mathcal{K}u}(\boldsymbol{\varepsilon}), \boldsymbol{\varphi}'_T(N)^\top) \cdot \text{AVar}(\boldsymbol{\varphi}'_T(N))^{-1} \cdot \boldsymbol{\epsilon}'.
\end{aligned}$$

Equivalently for any δ , there exists some N_0 such that for $N > N_0$, and for any $j \in \mathcal{K}$ and u ,

$$\begin{aligned}
& \left| \mathbb{E} \left[\varepsilon_{ju}^2 \mid \tilde{N} = N, \tilde{T} = T, \boldsymbol{\varphi}'_T(N) - \bar{\boldsymbol{\varphi}}' = \boldsymbol{\epsilon}' \right] - \sigma_\varepsilon^2 \right| \\
&< \left| \text{ACov}(h_{\mathcal{K}u}(\boldsymbol{\varepsilon}), \boldsymbol{\varphi}'_T(N)^\top) \cdot \text{AVar}(\boldsymbol{\varphi}'_T(N))^{-1} \cdot \boldsymbol{\epsilon}' \right| + \delta.
\end{aligned}$$

Then we have for any δ , there exists some N_0 such that for $N > N_0$

$$\begin{aligned}
& \sup_{j \in \mathcal{S}_{\text{ntu}} \cup \mathcal{S}_{\text{atu},1,u}} \left| \mathbb{E} \left[\varepsilon_{ju}^2 \mid \tilde{N} = N, \tilde{T} = T, \boldsymbol{\varphi}'_T(N) - \bar{\boldsymbol{\varphi}}' = \boldsymbol{\epsilon}' \right] - \sigma_\varepsilon^2 \right| \\
&< \sup_{\mathcal{K},u} \left| \text{ACov}(h_{\mathcal{K}u}(\boldsymbol{\varepsilon}), \boldsymbol{\varphi}'_T(N)^\top) \cdot \text{AVar}(\boldsymbol{\varphi}'_T(N))^{-1} \cdot \boldsymbol{\epsilon}' \right| + \delta \\
&\leq \left(\sup_{\mathcal{K},u} \left\| \text{ACov}(h_{\mathcal{K}u}(\boldsymbol{\varepsilon}), \boldsymbol{\varphi}'_T(N)^\top) \right\|_2 \right) \cdot \left\| \text{AVar}(\boldsymbol{\varphi}'_T(N))^{-1} \right\|_2 \cdot \|\boldsymbol{\epsilon}'\|_2 + \delta \\
&< C \|\boldsymbol{\epsilon}'\|_2 + \delta.
\end{aligned}$$

for some constant C .

Following the same argument as the proof of (EC.4.5), $\boldsymbol{\varphi}'_T(N)$ encompasses all the information in $\boldsymbol{\omega}_{\text{all},1:T}(N)$ and Z that is relevant to ε_{ju} . Therefore we have for any δ , there exists some N_0 such that for $N > N_0$,

$$\begin{aligned}
& \sup_{j \in \mathcal{S}_{\text{ntu}} \cup \mathcal{S}_{\text{atu},1,u}} \left| \mathbb{E} \left[\varepsilon_{ju}^2 \mid \tilde{N} = N, \tilde{T} = T, |\boldsymbol{\varphi}'_T(N) - \bar{\boldsymbol{\varphi}}| \leq \boldsymbol{\epsilon}, Z \right] - \sigma_\varepsilon^2 \right| \\
&= \sup_{j \in \mathcal{S}_{\text{ntu}} \cup \mathcal{S}_{\text{atu},1,u}} \left| \mathbb{E} \left[\varepsilon_{ju}^2 \mid \tilde{N} = N, \tilde{T} = T, |\boldsymbol{\varphi}'_T(N) - \bar{\boldsymbol{\varphi}}| \leq \boldsymbol{\epsilon}' \right] - \sigma_\varepsilon^2 \right| \\
&< \sup_{\boldsymbol{\epsilon}': |\boldsymbol{\epsilon}'| < \boldsymbol{\epsilon}'} C \|\boldsymbol{\epsilon}'\|_2 + \delta \\
&= C \|\boldsymbol{\epsilon}'\|_2 + \delta
\end{aligned}$$

We conclude the proof of (EC.4.6).

Next let us consider the conditional covariance between ε_{ju} and ε_{js} for $u \neq s$. Suppose j is in \mathcal{K} , where $\mathcal{K} \in \{\mathcal{K}_{\text{ntu},1}, \dots, \mathcal{K}_{\text{ntu},T+1}, \mathcal{K}_{\text{atu},1,1}, \dots, \mathcal{K}_{\text{atu},1,T+1}\}$. Let

$$\begin{aligned}
h(\boldsymbol{\varepsilon}_j) &= \varepsilon_{js} \varepsilon_{ju} \\
h_{\mathcal{K}su}(\boldsymbol{\varepsilon}) &= \frac{1}{|\mathcal{K}|} \sum_{j \in \mathcal{K}} \varepsilon_{js} \varepsilon_{ju}.
\end{aligned}$$

For this definition of $h_{\mathcal{K}su}(\boldsymbol{\varepsilon})$, we can similarly show a joint asymptotic normal distribution of $h_{\mathcal{K}su}(\boldsymbol{\varepsilon})$ and $\boldsymbol{\varphi}'_T(N)$ as (EC.4.13), and we can use a similar approach as the proof of (EC.4.6) to show that for any δ , there exist N_0 such that for any $N > N_0$, we have

$$\begin{aligned} & \sup_{j \in \mathcal{S}_{\text{ntu}} \cup \mathcal{S}_{\text{atu},1,s,u}} \left| \mathbb{E} \left[\varepsilon_{ju} \varepsilon_{js} \mid \tilde{N} = N, \tilde{T} = T, |\boldsymbol{\varphi}_T(N) - \bar{\boldsymbol{\varphi}}| \leq \boldsymbol{\varepsilon}, Z \right] \right| \\ &= \sup_{j \in \mathcal{S}_{\text{ntu}} \cup \mathcal{S}_{\text{atu},1,s,u}} \left| \mathbb{E} \left[\varepsilon_{ju} \varepsilon_{js} \mid \tilde{N} = N, \tilde{T} = T, |\boldsymbol{\varphi}'_T(N) - \bar{\boldsymbol{\varphi}}'| \leq \boldsymbol{\varepsilon}' \right] \right| \\ &\leq \sup_{\boldsymbol{\varepsilon}': |\boldsymbol{\varepsilon}'| \leq \boldsymbol{\varepsilon}'} \left(\sup_{\mathcal{K},s,u} \left\| \text{ACov}(h_{\mathcal{K}su}(\boldsymbol{\varepsilon}), \boldsymbol{\varphi}'_T(N)^\top) \right\|_2 \right) \cdot \left\| \text{AVar}(\boldsymbol{\varphi}'_T(N))^{-1} \right\|_2 \cdot \|\boldsymbol{\varepsilon}'\|_2 + \delta \\ &\leq C \|\boldsymbol{\varepsilon}'\|_2 + \delta \end{aligned}$$

for some constant C . This concludes the proof of (EC.4.7).

Finally, let us consider the asymptotic covariance between ε_{ju} and ε_{ks} for $k \neq j$. Suppose j is in \mathcal{K}

$$\begin{aligned} h(\boldsymbol{\varepsilon}) &= \varepsilon_{ju} \varepsilon_{ks} \\ h'_{\mathcal{K}su}(\boldsymbol{\varepsilon}) &= \frac{1}{|\mathcal{K}|} \sum_{j \in \mathcal{K}} \varepsilon_{ju} \varepsilon_{kjs} \end{aligned}$$

where $\{k_l\}_{l \in \mathcal{K}}$ is a randomly selected sequence of indices that satisfy $k_l \in [N]$, satisfy $k_l \neq k_{l'}$ and $k_l \neq m$ for any $l', m \in \mathcal{K}$ with $l' \neq l$, and satisfy $k_l = k$ for $l = j$. Given this sequence, we have $\varepsilon_{ju} \varepsilon_{kjs}$ to be i.i.d. for any $j \in \mathcal{K}$. Then $h'_{\mathcal{K}su}(\boldsymbol{\varepsilon})$ is asymptotically normal. We can then show a joint asymptotic normal distribution of $h'_{\mathcal{K}su}(\boldsymbol{\varepsilon})$ and $\boldsymbol{\varphi}'_T(N)$. In this joint distribution, we note that the covariance between $h'_{\mathcal{K}su}(\boldsymbol{\varepsilon})$ and $\boldsymbol{\varphi}'_T(N)$ has

$$\text{Cov}(h_{\mathcal{K}su}(\boldsymbol{\varepsilon}), \boldsymbol{\varphi}'_T(N)^\top) = O(1/N)$$

because $h_{\mathcal{K}su}(\boldsymbol{\varepsilon})$ is an average of residuals of two different units and the weight of $h_{\mathcal{K}su}(\boldsymbol{\varepsilon})$ in $\boldsymbol{\varphi}'_T(N)$ is at the order of $O(1/(Np_{\text{ntu}}))$. As ε_{ju} is bounded, we have

$$\begin{aligned} & \sup_{i,j \in \mathcal{S}_{\text{ntu}} \cup \mathcal{S}_{\text{atu},1,s,u}} \left| \mathbb{E} \left[N \varepsilon_{iu} \varepsilon_{js} \mid \tilde{N} = N, \tilde{T} = T, |\boldsymbol{\varphi}_T(N) - \bar{\boldsymbol{\varphi}}| \leq \boldsymbol{\varepsilon}, Z \right] \right| \\ &= \sup_{i,j \in \mathcal{S}_{\text{ntu}} \cup \mathcal{S}_{\text{atu},1,s,u}} \left| \mathbb{E} \left[N \varepsilon_{iu} \varepsilon_{js} \mid \tilde{N} = N, \tilde{T} = T, |\boldsymbol{\varphi}'_T(N) - \bar{\boldsymbol{\varphi}}'| \leq \boldsymbol{\varepsilon}' \right] \right| \\ &\leq \sup_{\boldsymbol{\varepsilon}': |\boldsymbol{\varepsilon}'| \leq \boldsymbol{\varepsilon}'} \left(\sup_{\mathcal{K},s,u} \left\| \text{ACov}(N h_{\mathcal{K}jsu}(\boldsymbol{\varepsilon}), \boldsymbol{\varphi}'_T(N)^\top) \right\|_2 \right) \cdot \left\| \text{AVar}(\boldsymbol{\varphi}'_T(N))^{-1} \right\|_2 \cdot \|\boldsymbol{\varepsilon}'\|_2 + \delta \\ &\leq C \|\boldsymbol{\varepsilon}'\|_2 + \delta \end{aligned}$$

This concludes the proof of (EC.4.8).

Step 2: Show Lemma EC.4.4.2.

The expectations in Lemma EC.4.4.2 condition on $\widehat{\sigma}_{\text{ntu},t}^2(N)$, $\widehat{\xi}_{\text{ntu},t}^2(N)$ and $\widehat{\sigma}_{\text{atu},1,t}^2(N)$, for any $2 \leq t \leq T$. Since both $\widehat{\sigma}_{\text{ntu},t}^2(N)$ and $\widehat{\xi}_{\text{ntu},t}^2(N)$ are estimated using NTU only, the randomness of both $\widehat{\sigma}_{\text{ntu},t}^2(N)$ and $\widehat{\xi}_{\text{ntu},t}^2(N)$ come from ε_{is} for i in NTU ($i \in \mathcal{S}_{\text{ntu}}$) and $1 \leq s \leq t$. Similarly, the randomness of $\widehat{\sigma}_{\text{atu},1,t}^2(N)$ comes from ε_{is} for $i \in \mathcal{S}_{\text{atu},1}$ and $1 \leq s \leq t$. Furthermore, since ε_{it} is i.i.d., ε_{is} is independent of ε_{ju} for $i \in \mathcal{S}_{\text{ntu}} \cup \mathcal{S}_{\text{atu},1}$ and $j \notin \mathcal{S}_{\text{ntu}} \cup \mathcal{S}_{\text{atu},1}$, and for any s and u . Therefore if $j \notin \mathcal{S}_{\text{ntu}} \cup \mathcal{S}_{\text{atu},1}$ and for $u \in [T]$, the asymptotic expectations conditional on $\widehat{\sigma}_{\text{ntu},t}^2(N)$, $\widehat{\xi}_{\text{ntu},t}^2(N)$ and $\widehat{\sigma}_{\text{atu},1,t}^2(N)$ equal to the corresponding unconditional expectations, that is, for $i \notin \mathcal{S}_{\text{ntu}} \cup \mathcal{S}_{\text{atu},1}$,

$$\begin{aligned} \mathbb{E} \left[\varepsilon_{iu} \mid \tilde{N} = N, \tilde{T} = T, \boldsymbol{\varphi}_T(N) - \bar{\boldsymbol{\varphi}} = \boldsymbol{\epsilon}, Z \right] &= \mathbb{E} \left[\varepsilon_{iu} \mid \tilde{N} = N, \tilde{T} = T, \boldsymbol{\varphi}'_T(N) - \bar{\boldsymbol{\varphi}}' = \boldsymbol{\epsilon}' \right] = \mathbb{E} [\varepsilon_{iu}] = 0 \\ \mathbb{E} \left[\varepsilon_{iu}^2 \mid \tilde{N} = N, \tilde{T} = T, \boldsymbol{\varphi}_T(N) - \bar{\boldsymbol{\varphi}} = \boldsymbol{\epsilon}, Z \right] &= \mathbb{E} \left[\varepsilon_{iu}^2 \mid \tilde{N} = N, \tilde{T} = T, \boldsymbol{\varphi}'_T(N) - \bar{\boldsymbol{\varphi}}' = \boldsymbol{\epsilon}' \right] = \mathbb{E} [\varepsilon_{iu}^2] = \sigma_\varepsilon^2 \\ \mathbb{E} \left[\varepsilon_{iu} \varepsilon_{js} \mid \tilde{N} = N, \tilde{T} = T, \boldsymbol{\varphi}_T(N) - \bar{\boldsymbol{\varphi}} = \boldsymbol{\epsilon}, Z \right] &= \mathbb{E} \left[\varepsilon_{iu} \varepsilon_{js} \mid \tilde{N} = N, \tilde{T} = T, \boldsymbol{\varphi}'_T(N) - \bar{\boldsymbol{\varphi}}' = \boldsymbol{\epsilon}' \right] = \mathbb{E} [\varepsilon_{iu} \varepsilon_{js}] = 0 \end{aligned}$$

This concludes the proof of (EC.4.9), (EC.4.10), and (EC.4.11). \square

Now we are ready to present the proof of Theorem 4.1.

Proof of Theorem 4.1. Step 1: Show the asymptotic normal distribution of $\hat{\tau}_{\text{all},T}$.

Based on Lemma EC.4.2, the estimation error of $\hat{\tau}_{\text{all},\tilde{T}}$ can be written as

$$\hat{\tau}_{\text{all},\tilde{T}} - \tau = \frac{1}{N\tilde{T}} \sum_{i,s} \underbrace{\left(\frac{1}{N\tilde{T}} \sum_{i,s} \dot{z}_{is}^2 \right)^{-1}}_{g_\tau(\boldsymbol{\omega}_{\text{all},1:\tilde{T}}(N),\tilde{T})^{-1}} \underbrace{\left(z_{is} - \sum_i \bar{z}_{i\cdot} - \sum_s \bar{z}_{\cdot,s} + \bar{z} \right)}_{\zeta_{is}} \varepsilon_{is}.$$

Let us consider the mean of the estimation error (multiplied by N and $\tilde{T}g_\tau(\boldsymbol{\omega}_{\text{all},1:\tilde{T}}(N),\tilde{T})/\sigma_\varepsilon^2$)

$$\begin{aligned} & \mathbb{E} \left[N\tilde{T}g_\tau(\boldsymbol{\omega}_{\text{all},1:\tilde{T}}(N),\tilde{T})/\sigma_\varepsilon^2 \cdot (\hat{\tau}_{\text{all},\tilde{T}} - \tau) \mid \tilde{N} = N \right] \\ &= \sum_{T \leq T_{\max}} \mathbb{E} \left[N\tilde{T}g_\tau(\boldsymbol{\omega}_{\text{all},1:T}(N),T)/\sigma_\varepsilon^2 \cdot (\hat{\tau}_{\text{all},T} - \tau) \mid \tilde{N} = N, \tilde{T} = T \right] P(\tilde{T} = T \mid \tilde{N} = N) \\ &= \sum_{T \leq T_{\max}} \sum_{\boldsymbol{\epsilon}} (\sigma_\varepsilon^2)^{-1} \left[\sum_{i,s \leq T} \underbrace{\mathbb{E} \left[\zeta_{is} \cdot \varepsilon_{is} \mid \tilde{N} = N, \tilde{T} = T, \boldsymbol{\varphi}_T(N) = \bar{\boldsymbol{\varphi}} + \boldsymbol{\epsilon} \right]}_{:=a_{is}} \right] \\ & \quad \cdot P(\tilde{T} = T, \boldsymbol{\varphi}_T(N) = \bar{\boldsymbol{\varphi}} + \boldsymbol{\epsilon} \mid \tilde{N} = N) \\ &= 0 \end{aligned}$$

where the last line uses that for any i and s

$$\begin{aligned} a_{is} &= \mathbb{E} \left[\zeta_{is} \cdot \underbrace{\mathbb{E} \left[\varepsilon_{is} \mid \tilde{N} = N, \tilde{T} = T, \boldsymbol{\varphi}_T(N) = \bar{\boldsymbol{\varphi}} + \boldsymbol{\epsilon}, Z \right]}_{=0 \text{ from (EC.4.5) and (EC.4.9) in Lemma EC.4.4}} \mid \tilde{N} = N, \tilde{T} = T, \boldsymbol{\varphi}_T(N) = \bar{\boldsymbol{\varphi}} + \boldsymbol{\epsilon} \right] \\ &= 0. \end{aligned}$$

Let us consider the second moment of the estimation error (multiplied by N and $\tilde{T}g_\tau(\boldsymbol{\omega}_{\text{all},1:\tilde{T}}(N), \tilde{T})/\sigma_\varepsilon^2$)

$$\begin{aligned}
& \mathbb{E}[N\tilde{T}g_\tau(\boldsymbol{\omega}_{\text{all},1:\tilde{T}}(N), \tilde{T})/\sigma_\varepsilon^2 \cdot (\hat{\tau}_{\text{all},\tilde{T}} - \tau)^2 - 1 \mid \tilde{N} = N] \\
&= \sum_{T \leq T_{\max}} \mathbb{E} \left[N\tilde{T}g_\tau(\boldsymbol{\omega}_{\text{all},1:T}(N), \tilde{T})/\sigma_\varepsilon^2 \cdot (\hat{\tau}_{\text{all},\tilde{T}} - \tau)^2 - 1 \mid \tilde{N} = N, \tilde{T} = T \right] P(\tilde{T} = T \mid \tilde{N} = N) \\
&= (\sigma_\varepsilon^2)^{-1} \sum_{T \leq T_{\max}} \underbrace{\left[\frac{1}{NT} \sum_{i,s \leq T} \mathbb{E} \left[g_\tau(\boldsymbol{\omega}_{\text{all},1:T}(N), T)^{-1} \cdot \zeta_{is}^2 (\varepsilon_{is}^2 - \sigma_\varepsilon^2) \mid \tilde{N} = N, \tilde{T} = T \right] \right]}_{a_{NT}} P(\tilde{T} = T \mid \tilde{N} = N) \\
&\quad + (\sigma_\varepsilon^2)^{-1} \sum_{T \leq T_{\max}} \underbrace{\left[\frac{1}{NT} \sum_{i,s,u \leq T} \mathbb{E} \left[g_\tau(\boldsymbol{\omega}_{\text{all},1:T}(N), T)^{-1} \cdot \zeta_{is} \zeta_{iu} \varepsilon_{is} \varepsilon_{iu} \mid \tilde{N} = N, \tilde{T} = T \right] \right]}_{b_{NT}} P(\tilde{T} = T \mid \tilde{N} = N) \\
&\quad + (\sigma_\varepsilon^2)^{-1} \sum_{T \leq T_{\max}} \underbrace{\left[\frac{1}{NT} \sum_{i,j:i \neq j, s,u \leq T} \mathbb{E} \left[g_\tau(\boldsymbol{\omega}_{\text{all},1:T}(N), T)^{-1} \cdot \zeta_{is} \zeta_{ju} \varepsilon_{is} \varepsilon_{ju} \mid \tilde{N} = N, \tilde{T} = T \right] \right]}_{c_{NT}} P(\tilde{T} = T \mid \tilde{N} = N)
\end{aligned}$$

As each entry $\boldsymbol{\varphi}_T(N)$ in converge (in probability) to $\bar{\boldsymbol{\varphi}}$, have for any generic sequence of bounded random variables X_{NT} , for any (ϵ, δ) , there exist N_0 such that for any $N > N_0$, we have

$$\begin{aligned}
& \left| \mathbb{E} \left[X_{NT} \mid \tilde{N} = N, \tilde{T} = T \right] \right| \\
&= \left| \mathbb{E} \left[X_{NT} \mid \tilde{N} = N, \tilde{T} = T, \boldsymbol{\varphi}_T(N) - \bar{\boldsymbol{\varphi}} \leq \epsilon \right] \right| \cdot P(|\boldsymbol{\varphi}_T(N) - \bar{\boldsymbol{\varphi}}| \leq \epsilon \mid \tilde{N} = N, \tilde{T} = T) \\
&\quad + \left| \mathbb{E} \left[X_{NT} \mid \tilde{N} = N, \tilde{T} = T, |\boldsymbol{\varphi}_T(N) - \bar{\boldsymbol{\varphi}}| > \epsilon \right] \right| \cdot \underbrace{P(|\boldsymbol{\varphi}_T(N) - \bar{\boldsymbol{\varphi}}| > \epsilon \mid \tilde{N} = N, \tilde{T} = T)}_{\substack{< P(|\boldsymbol{\varphi}_{\text{ntu},T}(N) - \bar{\boldsymbol{\varphi}}_{\text{ntu}}| > \epsilon_{\text{ntu}} \mid \tilde{N} = N, \tilde{T} = T) \\ < P(|\boldsymbol{\varphi}_{\text{ntu},T}(N) - \bar{\boldsymbol{\varphi}}_{\text{ntu}}| > \epsilon_{\text{ntu}} \mid \tilde{N} = N) < \delta \\ (\boldsymbol{\varphi}_{\text{ntu},T}(N) \text{ is independent of } \tilde{T})}} \\
&< \left| \mathbb{E} \left[X_{NT} \mid \tilde{N} = N, \tilde{T} = T, |\boldsymbol{\varphi}_T(N) - \bar{\boldsymbol{\varphi}}| \leq \epsilon \right] \right| \cdot P(|\boldsymbol{\varphi}_T(N) - \bar{\boldsymbol{\varphi}}| \leq \epsilon \mid \tilde{N} = N, \tilde{T} = T) + C\delta
\end{aligned} \tag{EC.4.14}$$

$$< \left| \mathbb{E} \left[X_{NT} \mid \tilde{N} = N, \tilde{T} = T, |\boldsymbol{\varphi}_T(N) - \bar{\boldsymbol{\varphi}}| \leq \epsilon \right] \right| + C\delta \tag{EC.4.15}$$

for some constant C , where

$$\boldsymbol{\varphi}_{\text{ntu},T}(N) = \left(\widehat{\sigma}_{\text{ntu},2}^2(N), \widehat{\xi}_{\text{ntu},2}^2(N), \dots, \widehat{\sigma}_{\text{ntu},T}^2(N), \widehat{\xi}_{\text{ntu},T}^2(N) \right)$$

and $\bar{\boldsymbol{\varphi}}_{\text{ntu}}$ and ϵ are defined analogously. Note that $\boldsymbol{\varphi}_{\text{ntu},T}(N)$ is independent of \tilde{T} because $\boldsymbol{\varphi}_{\text{ntu},T}(N)$ is a function of ε_{is} for $i \in \mathcal{S}_{\text{ntu}}$, \tilde{T} is a function of $\widehat{\sigma}_{\text{atu},1,2}^2(N), \dots, \widehat{\sigma}_{\text{atu},1,T}^2(N)$ and therefore a function of ε_{js} for $j \in \mathcal{S}_{\text{atu},1}$, and ε_{is} is i.i.d. for all i and s .

Using (EC.4.15), we have for any $(\epsilon, \delta_1, \delta_2)$, there exist N_0 such that for any $N > N_0$,

$$|a_{NT}| < \left| \mathbb{E} \left[\frac{1}{NT} \sum_{i,s} g_\tau(\boldsymbol{\omega}_{\text{all},1:T}(N), T)^{-1} \cdot \zeta_{is}^2 \cdot (\varepsilon_{is}^2 - \sigma_\varepsilon^2) \mid \tilde{N} = N, \tilde{T} = T, |\boldsymbol{\varphi}_T(N) - \bar{\boldsymbol{\varphi}}| \leq \epsilon \right] \right| + C_1 \delta_1$$

$$\begin{aligned}
& < C_2 \sup_{i,s} \left| \mathbb{E} \left[\varepsilon_{is}^2 - \sigma_\varepsilon^2 \mid \tilde{N} = N, \tilde{T} = T, |\boldsymbol{\varphi}_T(N) - \bar{\boldsymbol{\varphi}}| \leq \epsilon, Z \right] \right| + C_1 \delta_1 \\
& \hspace{25em} (g_\tau(\cdot) \text{ and } \zeta_{is}^2 \text{ are bounded positives}) \\
& < C_2 (C_3 \|\boldsymbol{\epsilon}'\|_2 + \delta_2) + C_1 \delta_1. \hspace{10em} (\text{from (EC.4.6) and (EC.4.10)})
\end{aligned}$$

for some constant C_1, C_2 and C_3 , and $\boldsymbol{\epsilon}'$ is equal to $\boldsymbol{\epsilon}$ excluding the first coordinate.

Similarly, for any $(\epsilon, \delta_1, \delta_2)$, there exist N_0 such that for any $N > N_0$,

$$\begin{aligned}
|b_{NT}| & < \left| \mathbb{E} \left[\frac{1}{NT} \sum_{i,s,u \leq T} g_\tau(\boldsymbol{\omega}_{\text{all},1:T}(N), T)^{-1} \cdot \zeta_{is} \zeta_{iu} \varepsilon_{is} \varepsilon_{iu} \mid \tilde{N} = N, \tilde{T} = T, |\boldsymbol{\varphi}_T(N) - \bar{\boldsymbol{\varphi}}| \leq \epsilon \right] \right| + C_1 \delta_1 \\
& < \left(\sup_{\boldsymbol{\omega}_{\text{all},1:T}(N)} g_\tau(\boldsymbol{\omega}_{\text{all},1:T}(N), T)^{-1} \right) \cdot \left(\frac{1}{NT} \sum_{i,s,u \leq T} \zeta_{is}^2 \zeta_{iu}^2 \right)^{1/2} \\
& \quad \cdot \sup_{i,s,u \leq T} \left| \mathbb{E} \left[\varepsilon_{is} \varepsilon_{iu} \mid \tilde{N} = N, \tilde{T} = T, |\boldsymbol{\varphi}_T(N) - \bar{\boldsymbol{\varphi}}| \leq \epsilon, Z \right] \right| + C_1 \delta_1 \\
& \hspace{25em} (\text{by Cauchy-Schwarz inequality}) \\
& < C_2 \sup_{i,s,u \leq T} \left| \mathbb{E} \left[\varepsilon_{is} \varepsilon_{iu} \mid \tilde{N} = N, \tilde{T} = T, |\boldsymbol{\varphi}_T(N) - \bar{\boldsymbol{\varphi}}| \leq \epsilon, Z \right] \right| + C_1 \delta_1 \\
& \hspace{25em} (g_\tau(\cdot) \text{ is bounded positive and } \zeta_{is} \in [-1, 1]) \\
& < C_2 (C_3 \|\boldsymbol{\epsilon}'\|_2 + \delta_2) + C_1 \delta_1. \hspace{10em} (\text{from (EC.4.7) and (EC.4.11)})
\end{aligned}$$

for some constants C_1, C_2 and C_3 , and $\boldsymbol{\epsilon}'$ is equal to $\boldsymbol{\epsilon}$ excluding the first coordinate. Moreover, for any $(\epsilon, \delta_1, \delta_2)$, there exist N_0 such that for any $N > N_0$,

$$\begin{aligned}
|c_{NT}| & < \left| \mathbb{E} \left[\frac{1}{NT} \sum_{i,j:i \neq j, s,u \leq T} g_\tau(\boldsymbol{\omega}_{\text{all},1:T}(N), T) \cdot \zeta_{is} \zeta_{ju} \varepsilon_{is} \varepsilon_{ju} \mid \tilde{N} = N, \tilde{T} = T, |\boldsymbol{\varphi}_T(N) - \bar{\boldsymbol{\varphi}}| \leq \epsilon \right] \right| + C_1 \delta_1 \\
& < \left(\sup_{\boldsymbol{\omega}_{\text{all},1:T}(N)} g_\tau(\boldsymbol{\omega}_{\text{all},1:T}(N), T) \right) \cdot \left(\frac{1}{N^2 T} \sum_{i,j:i \neq j, s,u \leq T} \zeta_{is}^2 \zeta_{ju}^2 \right)^{1/2} \\
& \quad \cdot \sup_{i,j:i \neq j, s,u \leq T} \left| \mathbb{E} \left[N \varepsilon_{is} \varepsilon_{ju} \mid \tilde{N} = N, \tilde{T} = T, |\boldsymbol{\varphi}_T(N) - \bar{\boldsymbol{\varphi}}| \leq \epsilon, Z \right] \right| + C_1 \delta_1 \\
& \hspace{25em} (\text{by Cauchy-Schwarz inequality}) \\
& < C_2 \sup_{i,s,u \leq T} \left| \mathbb{E} \left[N \varepsilon_{is} \varepsilon_{iu} \mid \tilde{N} = N, \tilde{T} = T, |\boldsymbol{\varphi}_T(N) - \bar{\boldsymbol{\varphi}}| \leq \epsilon, Z \right] \right| + C_1 \delta_1 \\
& \hspace{25em} (g_\tau(\cdot) \text{ and } \zeta_{is} \text{ are bounded}) \\
& < C_2 (C_3 \|\boldsymbol{\epsilon}'\|_2 + \delta_2) + C_1 \delta_1. \hspace{10em} (\text{from (EC.4.8) and (EC.4.11)})
\end{aligned}$$

for some constants C_1, C_2 and C_3 , and $\boldsymbol{\epsilon}'$ is equal to $\boldsymbol{\epsilon}$ excluding the first coordinate. Combining a_{NT}, b_{NT} and c_{NT} together, and since there are only finitely many choices of T is bounded above, for any $(\epsilon, \delta_1, \delta_2)$, there exist N_0 such that for any $N > N_0$,

$$\left| \mathbb{E} [N \tilde{T} g_\tau(\boldsymbol{\omega}_{\text{all},1:\tilde{T}}(N), \tilde{T}) / \sigma_\varepsilon^2 \cdot (\hat{\tau}_{\text{all},\tilde{T}} - \tau)^2 - 1 \mid \tilde{N} = N] \right| < C_2 (C_3 \|\boldsymbol{\epsilon}'\|_2 + \delta_2) + C_1 \delta_1$$

for some constants C_1 , C_2 and C_3 . This implies that

$$\lim_{N \rightarrow \infty} \mathbb{E} \left[N \cdot \left[(\tilde{T} g_\tau(\boldsymbol{\omega}_{\text{all},1:\tilde{T}}(N), \tilde{T}))^{1/2} / \sigma_\varepsilon \cdot (\hat{\tau}_{\text{all},\tilde{T}} - \tau) \right]^2 \mid \tilde{N} = N \right] = 1 \quad (\text{EC.4.16})$$

Therefore $\hat{\tau}_{\text{all},\tilde{T}}$ converges in mean square. This implies $\hat{\tau}_{\text{all},\tilde{T}}$ converges in probability (*i.e.*, consistency). Following the expression of (EC.4.16), the convergence rate of $\hat{\tau}_{\text{all},\tilde{T}}$ is \sqrt{N} . Moreover, both the mean and asymptotic variance of $(\tilde{T} g_\tau(\boldsymbol{\omega}_{\text{all},1:\tilde{T}}(N), \tilde{T}))^{1/2} / \sigma_\varepsilon \cdot (\hat{\tau}_{\text{all},\tilde{T}} - \tau)$ do not depend on \tilde{T} .

The mean and asymptotic second moment of $\hat{\tau}_{\text{all},\tilde{T}} - \tau$ is identical to that of $\hat{\tau} - \tau$ in Lemma EC.4.2, where $\hat{\tau}$ is estimated from the non-adaptive experimental data with the same number of units and time periods and with the same $\boldsymbol{\omega}$. This implies that the correlations between ε_{it} and ε_{js} conditional on \tilde{T} are sufficiently “weak”, so that the correlations do not change the second moment. We can further verify the conditions in martingale CLT holds and apply the martingale CLT to $\hat{\tau}_{\text{all},\tilde{T}}$, yielding

$$\sqrt{N} (\tilde{T} g_\tau(\boldsymbol{\omega}_{\text{all},1:\tilde{T}}, \tilde{T}) / \sigma_\varepsilon^2)^{1/2} (\hat{\tau}_{\text{all},\tilde{T}} - \tau) \xrightarrow{d} \mathcal{N}(0, 1),$$

conditional on $\tilde{T} = T$. As this asymptotic distribution does not depend on the value of T , and \tilde{T} can only take finitely many values, the asymptotic distribution of $\hat{\tau}_{\text{all},\tilde{T}}$ unconditional on \tilde{T} stays the same. This concludes the proof of the asymptotic distribution of $\hat{\tau}_{\text{all},\tilde{T}}$.

Step 2: Show the asymptotic normal distribution of $\widehat{\sigma}_{\text{atu},2,\tilde{T}}^2$.

Note that $Z_{\text{atu},2,\tilde{T}}$ is chosen based on $\widehat{\sigma}_{\text{ntu},2}^2, \widehat{\xi}_{\text{ntu},2}^2, \dots, \widehat{\sigma}_{\text{ntu},\tilde{T}}^2, \widehat{\xi}_{\text{ntu},\tilde{T}}^2$ that are estimated using ε_{ju} for j in \mathcal{S}_{ntu} . Moreover, the length of $Z_{\text{atu},2,\tilde{T}}$ is \tilde{T} , where \tilde{T} is determined by $\widehat{\sigma}_{\text{atu},1,2}^2, \dots, \widehat{\sigma}_{\text{atu},1,\tilde{T}}^2$ that are estimated using ε_{ju} using j in $\mathcal{S}_{\text{atu},1}$. Therefore, for any $i \in \mathcal{S}_{\text{atu},2}$ and any t , ε_{it} is independent of $Z_{\text{atu},2,\tilde{T}}$ conditional on \tilde{T} , following that ε_{it} i.i.d. in i and t for i in both NTU and ATU. Therefore, conditional on \tilde{T} , we can directly apply Lemma EC.4.2, use Slutsky’s theorem, and obtain

$$\sqrt{N} (\tilde{T} p_{\text{atu},2} / \xi_{\varepsilon,\tilde{T}}^2)^{1/2} \cdot (\widehat{\sigma}_{\text{atu},2,\tilde{T}}^2 - \sigma_\varepsilon^2) \xrightarrow{d} N(0, 1)$$

where $\xi_{\varepsilon,\tilde{T}}^2 = \xi_\varepsilon^2 + 2/(\tilde{T} - 1) \cdot \sigma_\varepsilon^4$. As this asymptotic distribution does not depend on the value of \tilde{T} and \tilde{T} can only take finitely many values, this asymptotic distribution also holds unconditional on \tilde{T} . This concludes the proof of the asymptotic distribution of $\widehat{\sigma}_{\text{atu},2}^2$.

Step 3: Show the joint asymptotic distribution of $\tau_{\text{all},\tilde{T}}$ and $\widehat{\sigma}_{\text{atu},2,\tilde{T}}^2$

To show the joint asymptotic distribution in Theorem (4.1), we need to show the asymptotic covariance between $\tau_{\text{all},\tilde{T}} - \tau$ and $\widehat{\sigma}_{\text{atu},2,\tilde{T}}^2 - \sigma_\varepsilon^2$ is 0. As an intermediate step, we first show their asymptotic covariance conditional on $\tilde{T} = T$ is 0.

$$\widehat{\sigma}_{\text{atu},2,\tilde{T}}^2 - \sigma_\varepsilon^2 = \underbrace{\frac{1}{|\mathcal{S}_{\text{atu},2}| \tilde{T}} \sum_{i \in \mathcal{S}_{\text{atu},2}, t \leq \tilde{T}} (\varepsilon_{it}^2 - \sigma_\varepsilon^2)}_{e_1} + \underbrace{\frac{1}{|\mathcal{S}_{\text{atu},2}| \tilde{T} (\tilde{T} - 1)} \sum_{i \in \mathcal{S}_{\text{atu},2}, t, s \leq \tilde{T}: t \neq s} \varepsilon_{it} \varepsilon_{is}}_{e_2} + O_p\left(\frac{1}{N}\right)$$

Note that the non-leading terms of $\sqrt{N} \left(\widehat{\sigma}_{\text{atu},2,\tilde{T}}^2 - \sigma_\varepsilon^2 \right)$ is at the order of $O_p \left(1/\sqrt{N} \right)$, and the order of $\sqrt{N} (\hat{\tau}_{\text{all},\tilde{T}} - \tau)$ is $O_p(1)$. Therefore, their product is at the order of $O_p \left(1/\sqrt{N} \right) = o_p(1)$. Equivalently, the asymptotic covariance between non-leading terms of $\widehat{\sigma}_{\text{atu},1,\tilde{T}}^2 - \sigma_\varepsilon^2$ and $\hat{\tau}_{\text{all},\tilde{T}} - \tau$ is 0 conditional on $\tilde{T} = T$. For notation simplicity, let

$$\tilde{\zeta}_{is} = g_\tau(\boldsymbol{\omega}_{\text{all},1:\tilde{T}}(N), \tilde{T})^{-1} \zeta_{is}$$

and then we can write the estimation error of $\hat{\tau}_{\text{all},\tilde{T}}$ as

$$\hat{\tau}_{\text{all},\tilde{T}} - \tau = \frac{1}{N\tilde{T}} \sum_{i,s \leq \tilde{T}} \tilde{\zeta}_{is} \varepsilon_{is}.$$

Next we show the covariance between $\hat{\tau}_{\text{all},T} - \tau$ and e_1 conditional on $\tilde{T} = T$. Note that

$$\begin{aligned} & \mathbb{E} \left[N\tilde{T} \cdot \left(\frac{1}{N\tilde{T}} \sum_{i,t} \tilde{\zeta}_{it} \varepsilon_{it} \right) \left(\frac{1}{|\mathcal{S}_{\text{atu},2}|\tilde{T}} \sum_{i \in \mathcal{S}_{\text{atu},2}, t \leq \tilde{T}} (\varepsilon_{it}^2 - \sigma_\varepsilon^2) \right) \mid \tilde{N} = N, \tilde{T} = T \right] \\ &= \underbrace{\frac{1}{|\mathcal{S}_{\text{atu},2}|T} \sum_{i \in \mathcal{S}_{\text{atu},2}, t \leq T} \mathbb{E} \left[\tilde{\zeta}_{it} \varepsilon_{it} (\varepsilon_{it}^2 - \sigma_\varepsilon^2) \mid \tilde{N} = N, \tilde{T} = T \right]}_A \\ & \quad + \underbrace{\frac{1}{|\mathcal{S}_{\text{atu},2}|T} \sum_{(i,t) \neq (j,s), j \in \mathcal{S}_{\text{atu},2}} \mathbb{E} \left[\tilde{\zeta}_{it} \varepsilon_{it} (\varepsilon_{js}^2 - \sigma_\varepsilon^2) \mid \tilde{N} = N, \tilde{T} = T \right]}_B. \end{aligned}$$

For term A , for any $i \in \mathcal{S}_{\text{atu},2}$, and for any N ,

$$\begin{aligned} & \mathbb{E} \left[\tilde{\zeta}_{it} \varepsilon_{it} (\varepsilon_{it}^2 - \sigma_\varepsilon^2) \mid \tilde{N} = N, \tilde{T} = T \right] \\ &= \mathbb{E} \left[\tilde{\zeta}_{it} \left(\mathbb{E} \left[\varepsilon_{it}^3 \mid \tilde{N} = N, \tilde{T} = T, Z \right] - \mathbb{E}[\varepsilon_{it} \mid \tilde{N} = N, \tilde{T} = T, Z] \cdot \sigma_\varepsilon^2 \right) \mid \tilde{N} = N, \tilde{T} = T \right] \\ &= \mathbb{E} \left[\tilde{\zeta}_{it} \left(\mathbb{E} \left[\varepsilon_{it}^3 \right] - \mathbb{E}[\varepsilon_{it}] \cdot \sigma_\varepsilon^2 \right) \mid \tilde{N} = N, \tilde{T} = T \right] \quad (\varepsilon_{it} \text{ is independent of } \tilde{T} \text{ and } Z \text{ for } i \in \mathcal{S}_{\text{atu},2}) \\ &= 0 \end{aligned}$$

and therefore $A = 0$.

For term B , for any $j \in \mathcal{S}_{\text{atu},2}$ and any i (with $(i,t) \neq (j,s)$), and for any N

$$\begin{aligned} & \mathbb{E} \left[\tilde{\zeta}_{it} \varepsilon_{it} (\varepsilon_{js}^2 - \sigma_\varepsilon^2) \mid \tilde{N} = N, \tilde{T} = T \right] \\ &= \mathbb{E} \left[\tilde{\zeta}_{it} \cdot \mathbb{E} \left[\varepsilon_{it} (\varepsilon_{js}^2 - \sigma_\varepsilon^2) \mid \tilde{N} = N, \tilde{T} = T, Z \right] \mid \tilde{N} = N, \tilde{T} = T \right] \\ &= \mathbb{E} \left[\tilde{\zeta}_{it} \cdot \mathbb{E} \left[\varepsilon_{it} \cdot \mathbb{E} \left[\varepsilon_{js}^2 - \sigma_\varepsilon^2 \mid \tilde{N} = N, \tilde{T} = T, Z, \varepsilon_{it} \right] \mid \tilde{N} = N, \tilde{T} = T, Z \right] \mid \tilde{N} = N, \tilde{T} = T \right] \\ &= \mathbb{E} \left[\tilde{\zeta}_{it} \cdot \mathbb{E} \left[\varepsilon_{it} \cdot \mathbb{E} \left[\varepsilon_{js}^2 - \sigma_\varepsilon^2 \mid \tilde{N} = N, \tilde{T} = T, Z \right] \mid \tilde{N} = N, \tilde{T} = T \right] \right] \\ & \quad (\varepsilon_{js} \text{ is independent of } \tilde{N}, \tilde{T}, Z \text{ and } \varepsilon_{it}) \\ &= \tilde{\zeta}_{it} \cdot \mathbb{E} \left[\varepsilon_{it} \cdot 0 \mid \tilde{N} = N, \tilde{T} = T, Z \right] = 0 \end{aligned}$$

and therefore $B = 0$. As both $A = 0$ and $B = 0$, the covariance between $\hat{\tau}_{\text{all},T} - \tau$ and a_1 is 0 for any N and T .

For the covariance between $\hat{\tau}_{\text{all},\tilde{T}} - \tau$ and e_2 conditional on $\tilde{T} = T$,

$$\begin{aligned} & \mathbb{E} \left[NT \cdot \left(\frac{1}{N\tilde{T}} \sum_{i,t \leq \tilde{T}} \tilde{\zeta}_{it} \varepsilon_{it} \right) \left(\frac{1}{|\mathcal{S}_{\text{atu},1}| \tilde{T}(\tilde{T}-1)} \sum_{i \in \mathcal{S}_{\text{atu},1}, t \neq s \leq \tilde{T}} \varepsilon_{it} \varepsilon_{is} \right) \mid \tilde{N} = N, \tilde{T} = T \right] \\ &= \frac{1}{|\mathcal{S}_{\text{atu},1}| T(T-1)} \sum_{i \in [N], j \in \mathcal{S}_{\text{atu},1}, t, s, u: u \neq s} \mathbb{E} \left[\underbrace{\tilde{\zeta}_{it} \cdot \mathbb{E} \left[\varepsilon_{it} \varepsilon_{ju} \varepsilon_{js} \mid \tilde{N} = N, \tilde{T} = T, Z \right]}_0 \mid \tilde{N} = N, \tilde{T} = T \right] = 0 \end{aligned}$$

where $\mathbb{E} \left[\varepsilon_{it} \varepsilon_{ju} \varepsilon_{js} \mid \tilde{N} = N, \tilde{T} = T, Z \right] = 0$ follows that at least one of (j, u) and (j, s) does not equal to (i, t) , given that $u \neq s$. Suppose $(j, s) \neq (i, t)$. Then

$$\begin{aligned} & \mathbb{E} \left[\varepsilon_{it} \varepsilon_{ju} \varepsilon_{js} \mid \tilde{N} = N, \tilde{T} = T, Z \right] \\ &= \mathbb{E} \left[\varepsilon_{it} \varepsilon_{ju} \mathbb{E} \left[\varepsilon_{js} \mid \tilde{N} = N, \tilde{T} = T, Z, \varepsilon_{it}, \varepsilon_{ju} \right] \mid \tilde{N} = N, \tilde{T} = T, Z \right] \\ &= \mathbb{E} \left[\varepsilon_{it} \varepsilon_{ju} \mathbb{E} \left[\varepsilon_{js} \mid \tilde{N} = N, \tilde{T} = T, Z \right] \right] \quad (\varepsilon_{js} \text{ is independent of } \tilde{N}, \tilde{T}, Z, \varepsilon_{it} \text{ and } \varepsilon_{ju}) \\ &= \mathbb{E} \left[\varepsilon_{it} \varepsilon_{ju} \cdot 0 \mid \tilde{N} = N, \tilde{T} = T, Z \right] = 0 \end{aligned}$$

Therefore, the covariance between $\hat{\tau}_{\text{all},\tilde{T}} - \tau$ and e_2 is 0 conditional on $\tilde{T} = T$. Together with the zero covariance between $\hat{\tau}_{\text{all},\tilde{T}} - \tau$ and e_1 conditional on $\tilde{T} = T$, and zero asymptotic covariance between $\hat{\tau}_{\text{all},\tilde{T}} - \tau$ and non-leading terms of $\widehat{\sigma}_{\text{atu},2,\tilde{T}}^2 - \sigma_\varepsilon^2$ conditional on $\tilde{T} = T$, we have finished showing that the asymptotic covariance between $\hat{\tau}_{\text{all},\tilde{T}} - \tau$ and $\widehat{\sigma}_{\text{atu},2,\tilde{T}}^2 - \sigma_\varepsilon^2$ is zero conditional on $\tilde{T} = T$. As this holds on any value of \tilde{T} and \tilde{T} can only take finitely many values, the unconditional asymptotic covariance between $\hat{\tau}_{\text{all},\tilde{T}} - \tau$ and $\widehat{\sigma}_{\text{atu},2,\tilde{T}}^2 - \sigma_\varepsilon^2$ is also zero.

Next we apply multivariate martingale CLT to $\hat{\tau}_{\text{all},\tilde{T}}$ and $\widehat{\sigma}_{\text{atu},2,\tilde{T}}^2$. The conditions for the CLT can be verified similarly to the previous steps. Then we have

$$\sqrt{N} \cdot \begin{bmatrix} (\tilde{T} g_\tau(\boldsymbol{\omega}_{\text{all},1:\tilde{T}}, \tilde{T}) / \sigma_\varepsilon^2)^{1/2} \cdot (\hat{\tau}_{\text{all},\tilde{T}} - \tau) \\ (\tilde{T} p_{\text{atu},2} / \xi_{\varepsilon,\tilde{T}}^{\dagger 2})^{1/2} \cdot (\widehat{\sigma}_{\text{atu},2,\tilde{T}}^2 - \sigma_\varepsilon^2) \end{bmatrix} \xrightarrow{d} \mathcal{N}(\mathbf{0}, I_2) \quad (\text{EC.4.17})$$

This concludes the proof of Theorem 4.1. \square

EC.5. A Machine Learning Estimator for Treatment Effects

One could directly estimate L with τ using the following objective function,

$$\begin{aligned} \hat{\tau}, \hat{\alpha}, \hat{\beta}_{(\ell+1):T}, \hat{L} = \arg \min_{\tau, \alpha, \beta_{(\ell+1):T}, L} & \frac{1}{N(T-\ell)} \\ & \left\| Y_{:, (\ell+1):T} - \alpha \mathbf{1}_{T-\ell}^\top - \mathbf{1}_N \beta_{(\ell+1):T}^\top - L - \tau_0 Z_{:, (\ell+1):T} - \tau_1 Z_{:, \ell:(T-1)} - \cdots - \tau_\ell Z_{:, 1:(T-\ell)} \right\|_F^2 \\ & + \mu \|L\|_* , \end{aligned} \tag{EC.5.1}$$

where we refer to this objective as low-rank matrix estimation with fixed effects (LRME). Here, $\|L\|_*$ is the nuclear norm (or trace norm) of matrix L , which is equal to the sum of its singular values. Also, $\|\cdot\|_F$ refers to the Frobenius norm of a matrix. The rank of \hat{L} tends to decrease with the regularization parameter μ . Note that the bias tends to increase with μ , but the variance tends to decrease with μ . With a properly chosen μ , we can reduce the root mean squared error (RMSE) of \hat{L} , and that of $\hat{\tau}_0, \hat{\tau}_1, \dots, \hat{\tau}_\ell$.

The objective function (EC.5.1) is convex in τ, α, β and L , which has $N(T-\ell) + N + T + 1$ variables in total. Finding the global optimal solution of convex program (EC.5.1) can be slow with off-the-shelf software for convex optimization problems such as `cvxpy`. Alternatively, we propose to use the *iterative singular value thresholding and ordinary least squares (iterative SVT and OLS)* algorithm to efficiently solve convex program (EC.5.1). The details of this algorithm are described in Algorithm 3. We can justify SVT using Theorem 1 in Hastie et al. (2015) that shows the optimal solution of

$$\hat{L} = \arg \min_{\text{rank}(\ell) \leq k_0} \frac{1}{2} \|Y - L\|_F^2 + \mu \|L\|_* ,$$

is $\hat{L} = U_{k_0} S_\mu(D_{k_0}) V_{k_0}^\top$, where the rank- k_0 SVD of Y is $U_{k_0} D_{k_0} V_{k_0}^\top$ and $S_\mu(D_{k_0})$ is a diagonal k_0 by k_0 matrix with its diagonal entries to be $(\sigma_1 - \mu)_+, \dots, (\sigma_{k_0} - \mu)_+$. When we have historical control data, we can use cross-validation to find the optimal μ by the grid search algorithm.

Algorithm 3: Iterative SVT and OLS**Inputs** : $Y, Z, k_0, \mu_{NT}, \Delta_\tau$, and t_{\max} $\hat{\tau}^{(-1)} \leftarrow 0$;At $t = 0$, $\hat{\tau}^{(0)}, \hat{\alpha}^{(0)}, \hat{\beta}_{(\ell+1):T}^{(0)} \leftarrow$

$$\arg \min_{\tau, \alpha, \beta} \frac{1}{2} \left\| Y_{:, (\ell+1):T} - \alpha \mathbf{1}_{T-\ell}^\top - \mathbf{1}_N \beta_{(\ell+1):T}^\top - \tau_0 Z_{:, (\ell+1):T} - \tau_1 Z_{:, \ell: (T-1)} - \cdots - \tau_\ell Z_{:, 1: (T-\ell)} \right\|_F^2 ;$$

$$\hat{Y}_e^{(0)} \leftarrow Y_{:, (\ell+1):T} - \hat{\alpha}^{(0)} \mathbf{1}_{T-\ell}^\top - \mathbf{1}_N (\hat{\beta}_{(\ell+1):T}^{(0)})^\top - \hat{\tau}_0^{(0)} Z_{:, (\ell+1):T} - \hat{\tau}_1^{(0)} Z_{:, \ell: (T-1)} - \cdots - \hat{\tau}_\ell^{(0)} Z_{:, 1: (T-\ell)} ;$$

while $\max_j |\hat{\tau}_j^{(t)} - \hat{\tau}_j^{(t-1)}| > \Delta_\tau$ and $t < t_{\max}$ **do**The rank- k_0 SVD of $\hat{Y}_e^{(t)}$ is $U_{k_0}^{(t)} D_{k_0}^{(t)} (V_{k_0}^{(t)})^\top$, where $D_{k_0}^{(t)} = \text{diag}(d_1^{(t)}, \dots, d_{k_0}^{(t)})$;

$$S_{\mu_{NT}}(D_{k_0}^{(t)}) \leftarrow \text{diag}((d_1^{(t)} - \mu_{NT})_+, \dots, (d_{k_0}^{(t)} - \mu_{NT})_+) ;$$

$$\hat{L}^{(t+1)} = U_{k_0}^{(t)} S_{\mu_{NT}}(D_{k_0}^{(t)}) (V_{k_0}^{(t)})^\top ;$$

$$\hat{\tau}^{(t+1)}, \hat{\alpha}^{(t+1)}, \hat{\beta}_{(\ell+1):T}^{(t+1)} =$$

$$\arg \min_{\tau, \alpha, \beta_{(\ell+1):T}} \frac{1}{2} \left\| Y_{:, (\ell+1):T} - \alpha \mathbf{1}_{T-\ell}^\top - \mathbf{1}_N \beta_{(\ell+1):T}^\top - \tau_0 Z_{:, (\ell+1):T} - \cdots - \tau_\ell Z_{:, 1: (T-\ell)} - \hat{L}^{(t+1)} \right\|_F^2 ;$$

$$\hat{Y}_e^{(t+1)} = Y_{:, (\ell+1):T} - \hat{\alpha}^{(t+1)} \mathbf{1}^\top - \mathbf{1} (\hat{\beta}_{(\ell+1):T}^{(t+1)})^\top - \hat{\tau}_0^{(t+1)} Z_{:, (\ell+1):T} - \cdots - \hat{\tau}_\ell^{(t+1)} Z_{:, 1: (T-\ell)} ;$$

 $t \leftarrow t + 1$;**end****Outputs:** $\hat{\tau}^{(t-1)}, \hat{\alpha}^{(t-1)}, \hat{\beta}_{(\ell+1):T}^{(t-1)}, \hat{L}^{(t-1)}$

EC.6. Supplementary Empirical Results for Non-Adaptive and Adaptive Experiments

EC.6.1. Data Description

We first provide more details about the flu data. We use ICD-9 diagnosis codes to select the inpatient and outpatient records whose primary diagnosis of the patient is influenza.²³ The ICD-9 diagnosis codes for influenza are 488, 487.0, 487.1, 487.8, 488.0, 488.1, 488.01, 488.02, 488.09, 488.11, 488.12, 488.19, 488.81, 488.82, and 488.89. Since these are claims data, unlike electronic medical records that may be restricted to only a few healthcare providers, we can see all clinical visits of every patient for the duration of their enrollment. Empowered by this unbiased coverage of patient visits in our data, we observe that patients are not typically admitted to hospitals for influenza, as there are 21,277 inpatient admissions versus 9,678,572 outpatient visits with primary diagnosis influenza. We denote all of these as influenza visits.

Next, we provide further details about the three data sets, home medical visits, grocery store transactions, and Lending Club data, initially introduced in Section 5.1.

- Home medical visits data set has 40,079 records of home medical visits from Jan 2016 to Dec 2018 in the metropolitan area of Barcelona Spain.²⁴ This data set has been used to study how environmental factors adversely affect vulnerable people to environmental agents (climate, pollution, etc). We aggregate this data at the city level, as many environmental policies are carried out at an aggregate level. Given the high noise in the number of visits, we consider the 16-week moving average of medical visits. Then we obtain a panel of 61 cities across 144 weeks.

- Grocery store transactions data set contains 17,880,248 transactions from a large grocery store between May 2005 and May 2007.²⁵ We aggregate the transactions by household and week. Our analysis focuses on “frequent” households, defined as those who had expenditures in at least half of the weeks in the data set. These households tend to pay more attention to changes in the loyalty program. We then obtain a panel of 7,130 frequent households over 97 weeks.

- Lending Club loan data contains 2,260,668 loans issued from June 2007 to December 2018 on Lending Club.²⁶ This data set contains information, such as the current loan status (Current, Late, Fully Paid, etc.), latest payment information, first three digits of zip codes and issued month. We aggregate the number of loans issued by month and by the first three digits of zip codes. We get a panel of 956 units over 139 months.

²³ These databases only have claim records with ICD-9 diagnosis codes.

²⁴ This data set is publicly available on Kaggle and can be downloaded at <https://www.kaggle.com/ckroxigor/home-medical-visits-eda/>.

²⁵ This data set is available to researchers at Stanford and Berkeley by application. Papers that use this data set are available at <https://are.berkeley.edu/SGDC/publications.html>.

²⁶ This data set can be downloaded at <https://www.kaggle.com/wordsforthewise/lending-club>

EC.6.2. Supplementary Results for Non-Adaptive Experiments

EC.6.2.1. Robustness to Additional Data Sets Figure EC.2 shows that the three findings in Section 5.2.2 continue to hold on the other three data sets, as N is varied. Figure EC.3 shows the three findings in Section 5.2.2 continue to hold on all four data sets, as T is varied.

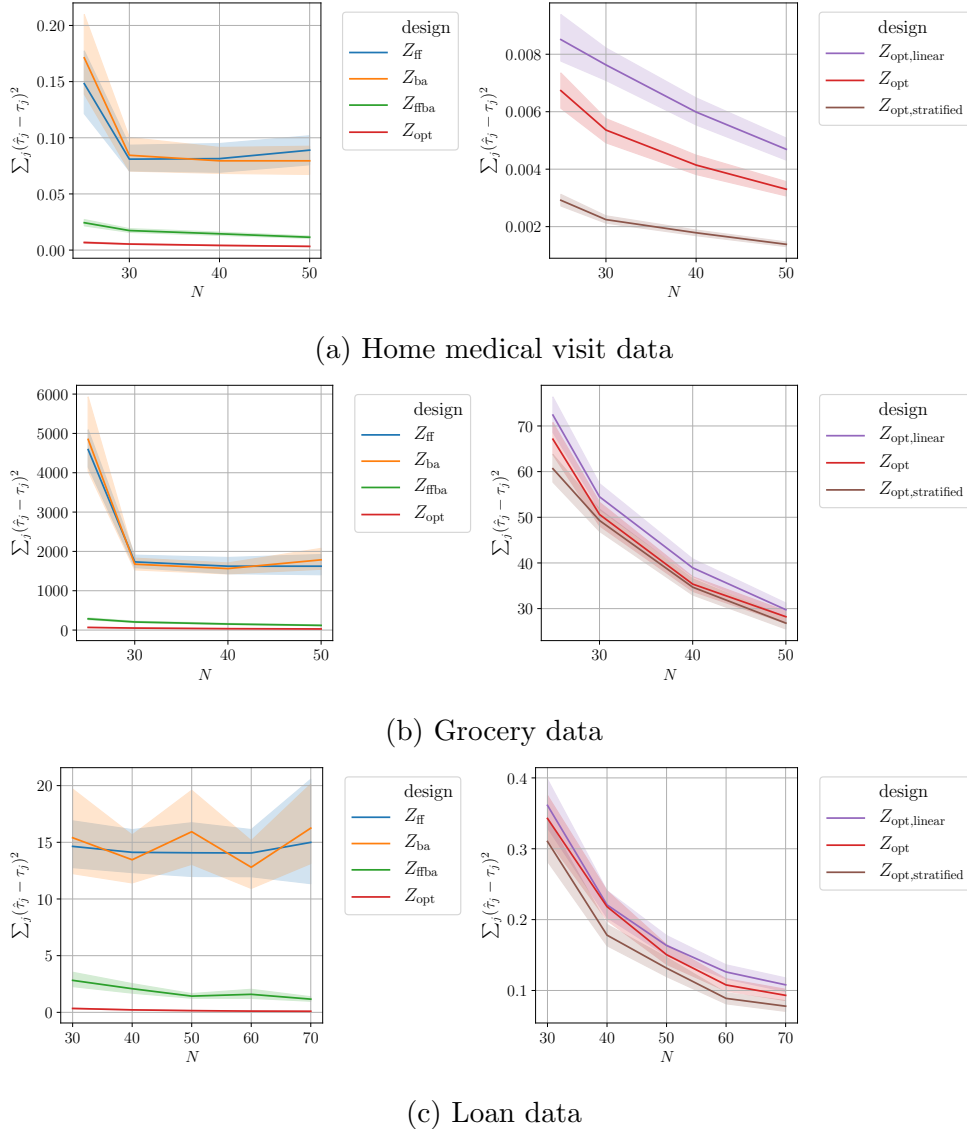
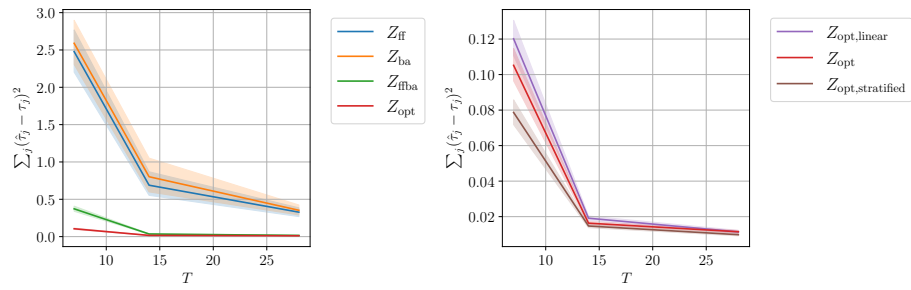
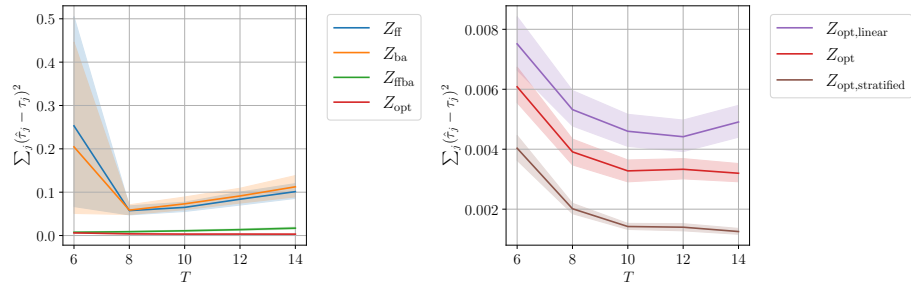


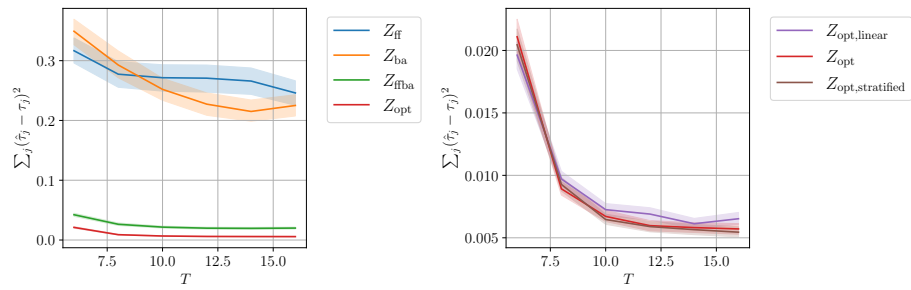
Figure EC.2 Varying N (additional data sets). These figures show the mean and 95% confidence band of $\sum_j (\hat{\tau}_j - \tau_j)^2$ for various designs, based on 2,000 synthetic non-adaptive experiments with $\ell = 2$ and varying N . For the medical data, T is 10, and $\sum_{j=0}^{\ell} \tau_j$ is -10% of the average monthly visit rate. For the grocery data, T is 20, and $\sum_{j=0}^{\ell} \tau_j$ is 10% of the average weekly expenditure. For the loan data, T is 20, and $\sum_{j=0}^{\ell} \tau_j$ is 10% of the average monthly number of loans issued. The size of $\sum_{j=0}^{\ell} \tau_j$ is for illustrative purpose, and the estimation error does not vary with the value of τ_j for all j .



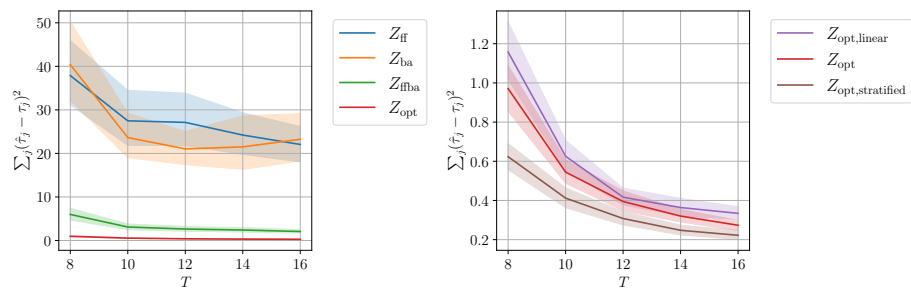
(a) Flu data



(b) Home medical visit data



(c) Grocery data



(d) Loan data

Figure EC.3 Varying T . These figures show the mean and 95% confidence band of $\sum_j (\hat{\tau}_j - \tau_j)^2$ for various designs, based on 2,000 synthetic non-adaptive experiments with $\ell = 2$, $N = 50$, and varying T . The data generating process is identical to that in Figure EC.2.

EC.6.2.2. Robustness to Specification of Estimator We compare the performance of various treatment designs, when the specification of the estimator varies:

- “no fe”: Least squares estimator of τ using the specification $Y_{it} = c + \tau_0 z_{it} + \cdots + \tau_\ell z_{i,t-\ell} + \varepsilon_{it}$, which is the same as the difference-in-means estimator.

- “unit fe only”: Least squares estimator of τ using the specification $Y_{it} = \alpha_i + \tau_0 z_{it} + \cdots + \tau_\ell z_{i,t-\ell} + \varepsilon_{it}$.

- “time fe only”: Least squares estimator of τ using the specification $Y_{it} = \beta_t + \tau_0 z_{it} + \cdots + \tau_\ell z_{i,t-\ell} + \varepsilon_{it}$.

- “two-way fe”: Least squares estimator of τ using the specification $Y_{it} = \alpha_i + \beta_t + \tau_0 z_{it} + \cdots + \tau_\ell z_{i,t-\ell} + \varepsilon_{it}$. (equivalent to the within estimator of τ).

- “two-way fe+covar”: Weighted least squares estimator of τ using the specification (3.1), with $\mathbf{W} \propto (\hat{\mathbf{U}} \hat{\boldsymbol{\Sigma}}_v \hat{\mathbf{U}}^\top + \hat{\sigma}_\varepsilon^2 \mathbf{I}_N)^{-1}$.

Figure 3 provides examples of T-optimal designs that maximize (3.2) under each of the above five specifications. Figure EC.4 compares the total mean-squared error (MSE) of τ of various designs under the above specifications of the estimator. Figure EC.5 decomposes the total MSE into bias squared and variance of various designs. There are three findings from Figure EC.4:

1. Allowing for time-fixed effects in the specification can significantly reduce MSE. The reduction mainly comes from bias reduction, and also comes from variance reduction for most designs. As the flu occurrence rate fluctuates by month, allowing for time-fixed effects can control this seasonality effect in the estimation of τ . This is particularly useful for estimation error reduction when T is small (which is the case in this experiment).

2. Allowing for covariates in the specification (*i.e.*, “two-way fe+covar”) can further reduce MSE. The reduction mainly comes from variance reduction.

3. Among all the designs, $Z_{\text{opt,linear}}$ and $Z_{\text{opt,stratified}}$ have the smallest MSE and variance under various specifications. This implies that our designs are robust to specification of the the estimator (especially when misspecification is a concern).

In summary, to maximally reduce the estimation error, both the treatment decisions (design) and the specification of estimator play major roles.

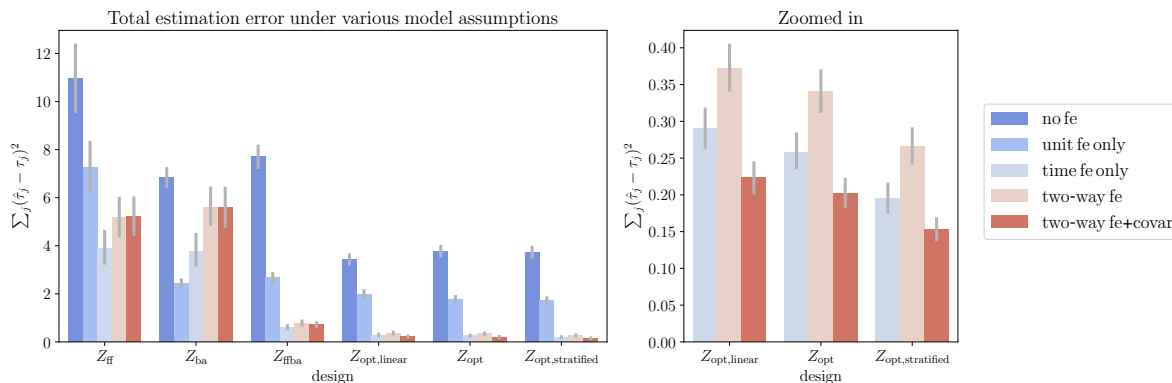


Figure EC.4 Estimation error under various specifications. Instantaneous and lagged effects are estimated under various specifications from 1,000 synthetic experiments of dimension 25×7 with $\ell = 2$ on the flu data.

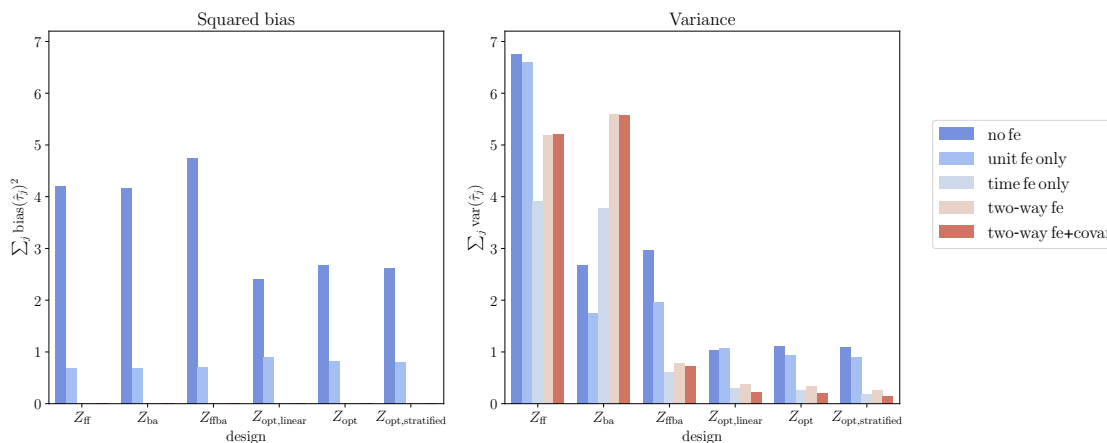


Figure EC.5 Bias and variance decomposition. Instantaneous and lagged effects are estimated under various specifications from 1,000 synthetic experiments of dimension 25×7 with $\ell = 2$ on the flu data.

EC.6.2.3. Robustness to Alternative Metrics We further evaluate various designs by alternative metrics. Specifically, we consider the squared estimation error of cumulative effect, that is, $(\sum_{j=0}^{\ell} (\hat{\tau}_j - \tau_j))^2$, and metrics related to hypothesis testing. When we conduct hypothesis testing, we are interested in true positives (TP), true negatives (TN), false positives (FP), and false negatives (FN) in the confusion matrix. For each $j \in \{0\} \cup [\ell]$, the positive class of τ_j is defined as $\{\tau_j = a\}$, and the negative class is defined as $\{\tau_j = 0\}$. We use the same a for different j , so that the results of τ_j for different j are comparable.²⁷ On each randomly selected block from the original control data, we then run a pair of synthetic experiments such that τ_j is set to a (positive

²⁷ In contrast to the estimation error metrics in which τ_j 's are different, as j varies, in the hypothesis testing metrics, they are all equal. However, we empirically confirm that varying a does not change the ranking of the performance of various designs, with respect to the estimation error.

class) in one experiment, or to 0 (negative class) in the other experiment. We then calculate the t-statistic of $\hat{\tau}_j$ for all of these $2m$ experiments: If the absolute t-statistic is above some threshold ι , the estimated class of τ_j is positive; otherwise, the estimated class is negative. We can then compare the true class with the estimated class on all $2m$ experiments, and count TP, TN, FP and FN for each j . If we vary the threshold ι , in the same spirit as when the receiver operating characteristic (ROC) curve for a binary classification problem is generated, then the estimated class may change, and TP, TN, FP and FN may change as well. In fact, FP and FN are type I and type II errors of the test. Therefore, we can vary ι and study, for various treatment designs, how the TP rate, or equivalently, power, varies with the FP rate, or equivalently, significance level. Similarly, we can study how the “precision”, $TP/(TP + FP)$, varies with the recall, $TP/(TP + FN)$.²⁸ Overall, for each j , $0 \leq j \leq \ell$, we obtain one ROC curve and one “precision”-recall curve.

The findings in Section 5.2.2 are robust to alternative evaluation metrics. Figure EC.7 shows the squared estimation error of cumulative effect of various treatment designs on all four data sets. The findings from Figure EC.7 are aligned with those from Figure 6. Figure EC.6 shows the ROC curve of various designs (i.e., power vs. significance level) on the flu data for testing each of τ_0 , τ_1 , and τ_2 , for when significance level is up to 10%. $Z_{\text{opt, stratified}}$ has consistently higher power than all other designs, at all significance levels. Z_{opt} also outperforms or nearly ties with $Z_{\text{opt, linear}}$. These three of these designs dominate benchmarks (Z_{ff} , Z_{ba} , and Z_{ffba}). Their corresponding area under the curve (AUC) values (for the full ROC curves) are shown in Table EC.2. The AUC of Z_{ff} and Z_{ba} are consistently and significantly lower than the AUC of other treatment designs in the test of τ_0 , τ_1 and τ_2 . The AUC of Z_{opt} is consistently higher than that of Z_{ffba} and the improvement is more noticeable for τ_1 . Consistent with the previous metric, $Z_{\text{opt, stratified}}$ further improves upon Z_{opt} .

| | Z_{ff} | Z_{ba} | Z_{ffba} | Z_{opt} | $Z_{\text{opt, linear}}$ | $Z_{\text{opt, stratified}}$ |
|----------|-----------------|-----------------|-------------------|------------------|--------------------------|------------------------------|
| τ_0 | 0.614 | 0.633 | 0.744 | 0.750 | 0.740 | 0.761 |
| τ_1 | 0.598 | 0.563 | 0.702 | 0.745 | 0.740 | 0.756 |
| τ_2 | 0.590 | 0.629 | 0.738 | 0.748 | 0.736 | 0.762 |

Table EC.2 AUC. AUC of various treatment designs and hypothesis tests in Figure EC.6.

²⁸ We put “precision” in quotes here to distinguish between this notion of “precision” that is standard in statistical learning literature and our main precision metric defined in Section 3.

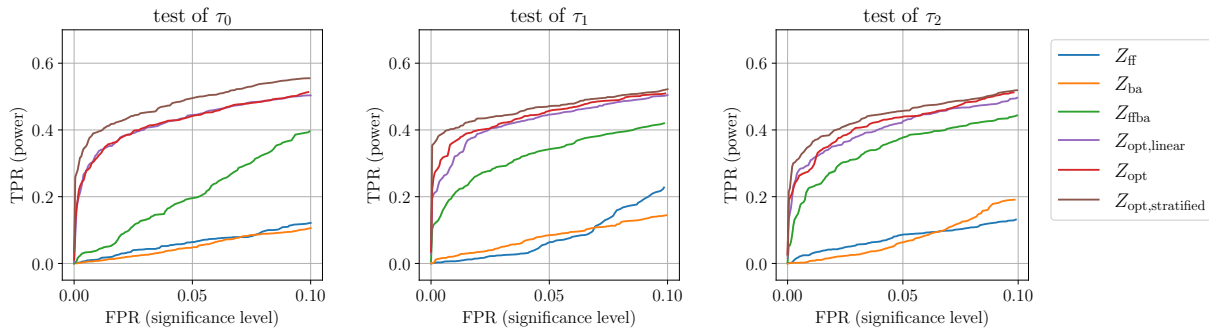
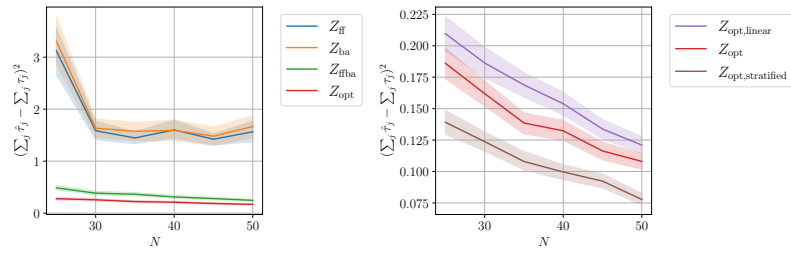
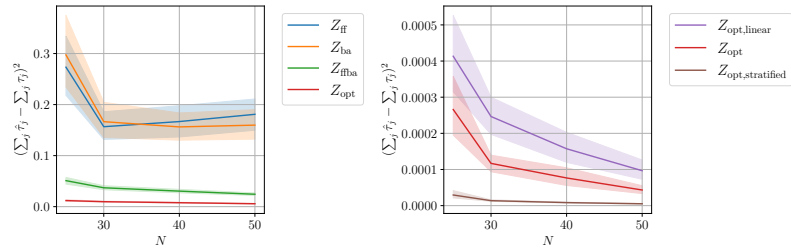


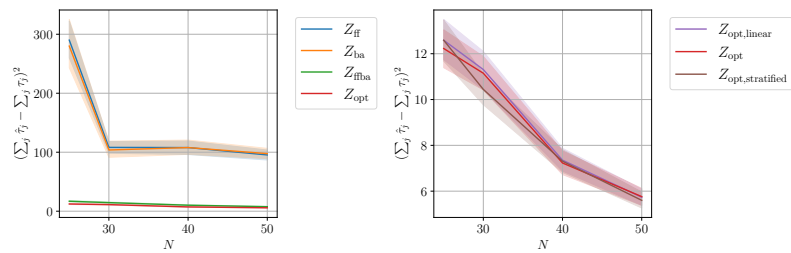
Figure EC.6 ROC curve. The TP and FP rates are calculated from 2,000 pairs of synthetic experiments with dimension 50×7 and $\ell = 2$ on the flu data. The true positive class of τ_j is defined as $\{|\tau_j| = 0.1(NT)^{-1} \sum_{i,t} Y_{it}(-\mathbf{1}_{\ell+1})\}$.



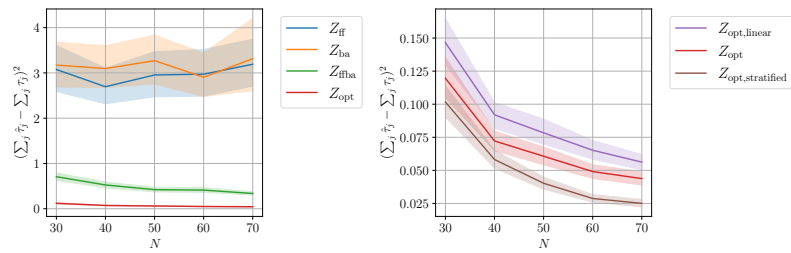
(a) Flu data



(b) Home medical visit data



(c) Grocery data



(d) Loan data

Figure EC.7 **Alternative metrics: squared estimation error of cumulative effect.** These figures show the mean and 95% confidence band of the squared estimation error of the cumulative effect of various designs, based on 2,000 randomly sampled blocks with $\ell = 2$. The data generating process is identical to that in Figure EC.2.

EC.6.2.4. Varying Treatment Effects. The total estimation error does not vary with the magnitude of treatment effects, as shown in Figure EC.8. This is because the (weighted) least squares estimator is linear Y_{it} , and Y_{it} is specified as linear in τ . Therefore, the estimation error of the (weighted) least squares estimator can be written as a linear function of residuals ε_{it} that does not depend on τ , implying that the estimation error does not depend on the magnitude of treatment effects.

Furthermore, we compare various designs when the treatment only has the instantaneous effect in Figure EC.9. In this case, the treated fractions in $Z_{\text{opt,linear}}$ and $Z_{\text{opt,stratified}}$ are optimal, but the treated fractions in $Z_{\text{opt,nonlinear}}$ are sub-optimal. $Z_{\text{opt,stratified}}$, as the stratified version of $Z_{\text{opt,linear}}$, has lowest error among all designs.

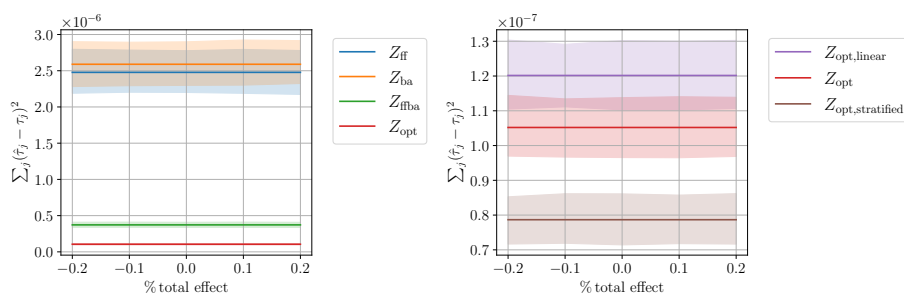


Figure EC.8 Varying magnitude of treatment effects. These figures show the mean and 95% confidence band of $\sum_j (\hat{\tau}_j - \tau_j)^2$ for various designs, based on 1,000 synthetic non-adaptive experiments with $\ell = 2$, $T = 7$ and $N = 50$ on the flu data. The red curve in two figures are identical. The right figure zooms in the left one. The total cumulative effect varies from -20% to 20% of the average monthly flu occurrence rate. The total estimation error stays constant with varying total cumulative effect.

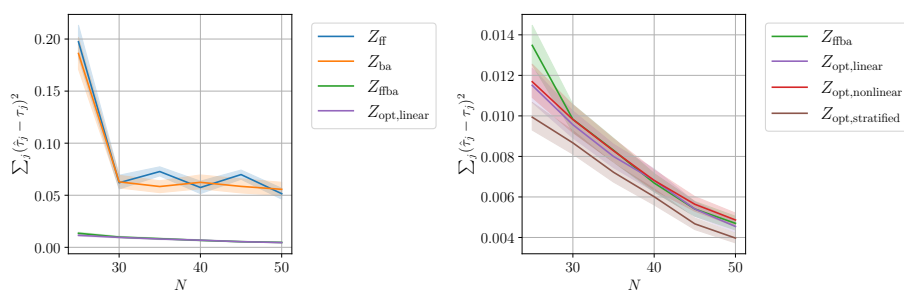


Figure EC.9 Instantaneous effect only. These figures show the mean and 95% confidence band of $(\hat{\tau}_0 - \tau_0)^2$ for various designs, based on 1,000 synthetic non-adaptive experiments with $\ell = 0$, $T = 14$ and varying N . The red curve in two figures are identical. The right figure zooms in the left one. The instantaneous effect equals -10% of the average monthly flu occurrence rate.

EC.6.2.5. Varying duration of carryover effects ℓ

EC.6.2.6. Specification of ℓ Figure EC.10 shows the estimation error under various specifications of ℓ . The bias of $\hat{\tau}$ generally decreases with ℓ when ℓ is smaller than the true ℓ . However, the variance of $\hat{\tau}$ generally increases with ℓ . When ℓ is correctly specified, the estimation error of $\hat{\tau}$ is the lowest, as compared to other specifications of ℓ , for all treatment designs.

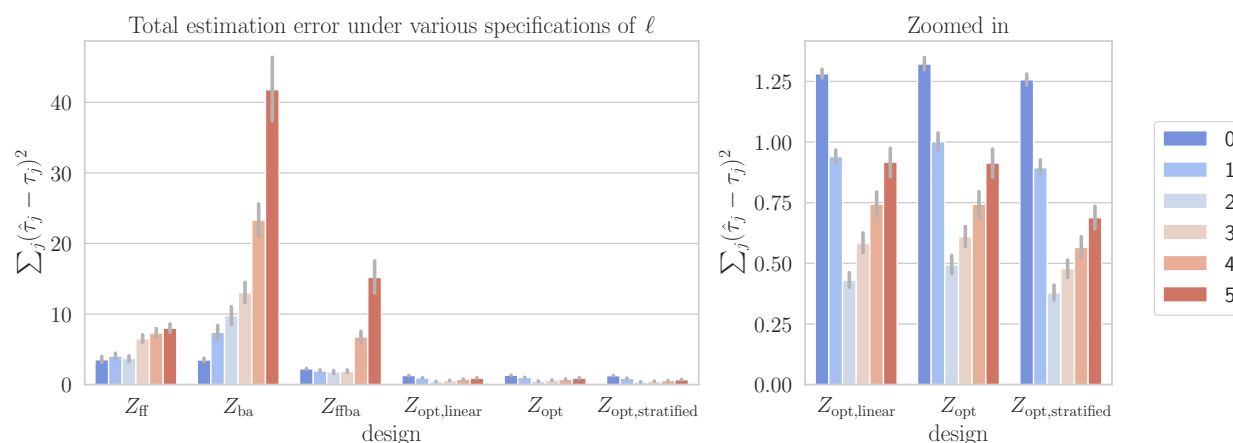


Figure EC.10 Varying ℓ . Instantaneous and lagged effects are estimated under various specifications of ℓ from 1,000 synthetic experiments of dimension 50×7 with the true number of lags as 2 on the flu data. The model assumptions are identical to those in Figure 3.

EC.6.3. Supplementary Results for Adaptive Experiments

The results in Section 5.3.2 are robust to the choice of experiment termination threshold c , as shown by the histograms of experiment termination times in Figure EC.11 and the estimation errors of various designs in Figure EC.12. In addition, by comparing Figure 7 with Figure EC.11, the experiment termination times tend to increase with the threshold c , which is as expected. Moreover, by comparing Figure 8 and Figure EC.12, the estimation errors tend to increase with the threshold c for all designs, which is also as expected.

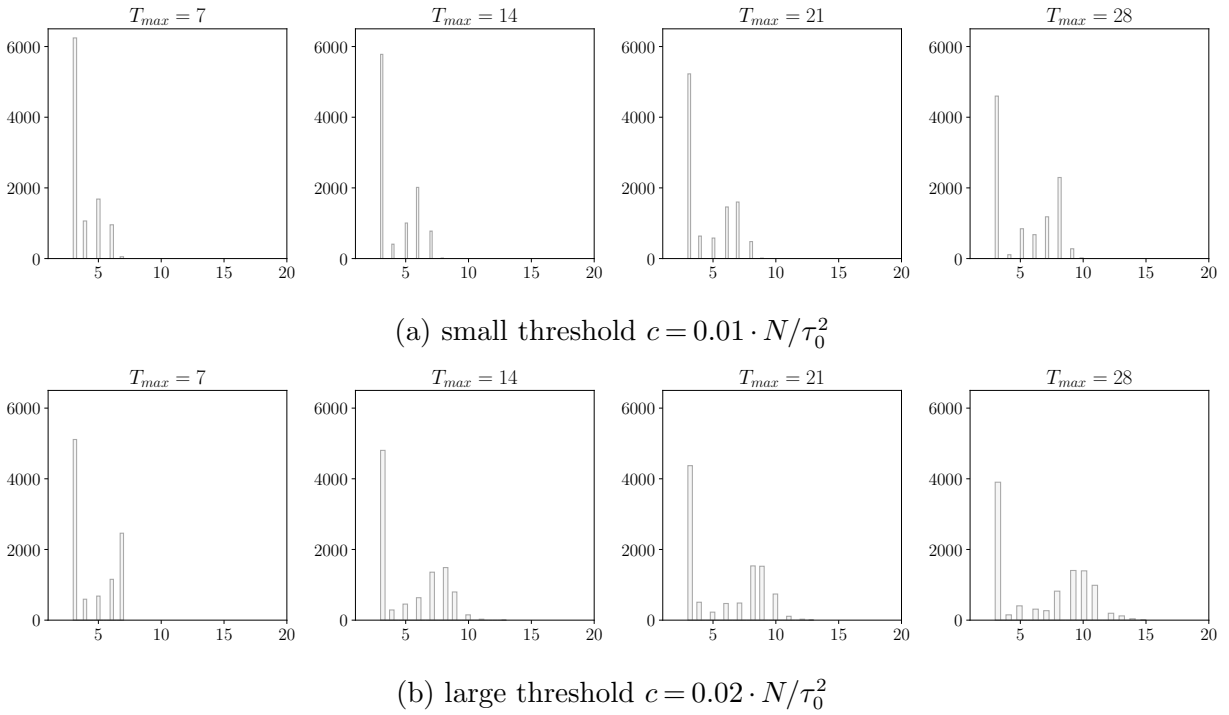


Figure EC.11 Empirical distribution of termination time \tilde{T} with alternative thresholds This figure shows the histogram of the termination time \tilde{T} for $T_{\max} \in \{7, 14, 21, 28\}$ based on 10,000 sequential experiments. N is chosen at 50. In PGAE, the set of NTU has $Np_{\text{ntu}} = 50 \times 0.2 = 10$ units, and both first and second sets of ATU has $Np_{\text{atu},1} = Np_{\text{atu},2} = 50 \times 0.4 = 20$ units. τ_0 is chosen at $-0.1/(NT_{\max}) \sum_{i,t} Y_{it}(-1)$ (i.e., 10% of the average monthly flu occurrence rate). The earliest termination time t_0 is set as 3.

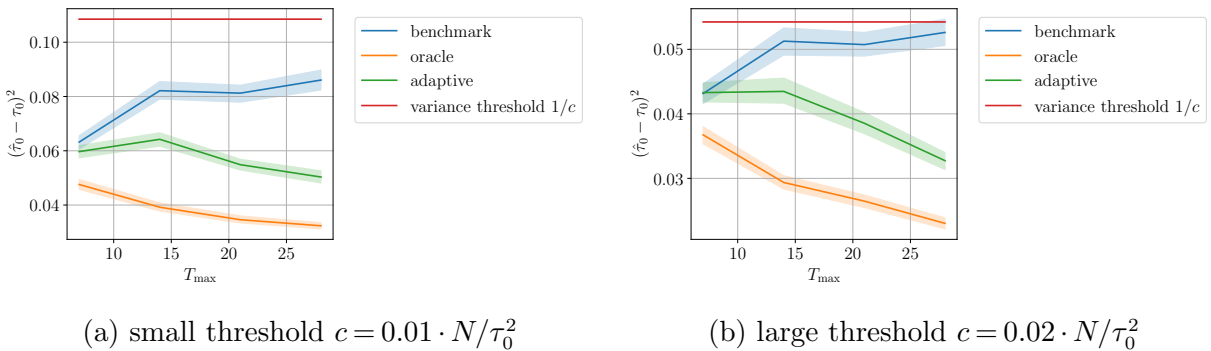


Figure EC.12 Comparison of various designs in adaptive experiments with alternative thresholds This figure shows the mean and 95% confidence band of $(\hat{\tau}_0 - \tau_0)^2$ for adaptive, benchmark, and oracle designs, based on 10,000 synthetic adaptive experiments.

EC.7. Supplementary Simulation Results for Adaptive Experiments

EC.7.1. Finite Sample Properties of Lemma 4.1

We verify the finite sample properties of Lemma 4.1 using simulated data. The simulated data with N units and T time periods is generated as follows

$$Y_{is} = \alpha_i + \beta_s + \tau_0 z_{is} + \varepsilon_{is},$$

where

$$\alpha_i \stackrel{\text{iid}}{\sim} \mathcal{N}(0, 1), \quad \beta_s \stackrel{\text{iid}}{\sim} \mathcal{N}(0, 1), \quad \varepsilon_{is} \stackrel{\text{iid}}{\sim} \mathcal{N}(0, \sigma_\varepsilon^2),$$

and $Z = [z_{is}]_{i \in [N], s \in [T]}$ is randomly sampled from the treatment designs that satisfy $N^{-1} \sum_i z_{is} = (2s - 1 - T)/T$ (*i.e.*, the optimal design with instantaneous effect only). In this case, all N units are NTU.

Let $\hat{\tau}$ be the within estimator of τ_0 and let $\widehat{\sigma}^2$ be the estimated σ_ε^2 using the formula (4.4). We report the standardized $\hat{\tau}$, that is,

$$\hat{\tau}_{\text{ss}} = \sqrt{N} \cdot \frac{\hat{\tau} - \tau_0}{[\widehat{\sigma}^2 / (T \cdot g_\tau(\boldsymbol{\omega}_{\text{ntu}, 1:T}, T))]^{1/2}}$$

and the standardized $\widehat{\sigma}^2$, that is,

$$\widehat{\sigma}_{\text{ss}}^2 = \sqrt{N} \cdot \frac{\widehat{\sigma}^2 - \sigma^2}{[\widehat{\xi}^{\dagger 2} / T]^{1/2}}$$

where $\widehat{\xi}^{\dagger 2} = \widehat{\xi}^2 + 2/(T-1) \cdot (\widehat{\sigma}^2)^2$ and $\widehat{\xi}^2$ is estimated using the formula (4.5).

We also report the standardized $\widehat{\sigma}^2$ by a naive plug-in estimator of the variance of $\widehat{\sigma}^2$, that is,

$$\widehat{\sigma}_{\text{ss,naive}}^2 = \sqrt{N} \cdot \frac{\widehat{\sigma}^2 - \sigma^2}{[\widehat{\xi}_{\text{naive}}^2 / T]^{1/2}},$$

where

$$\widehat{\xi}_{\text{naive}}^2 = \frac{1}{NT} \sum_{i,s} \left((y_{is} - \hat{\tau} \cdot z_{is})^2 - \widehat{\sigma}^2 \right)^2.$$

We repeat the above data generating and estimation procedure for 1,000 times and report the histograms of $\hat{\tau}_{\text{ss}}$, $\widehat{\sigma}_{\text{ss}}^2$, and $\widehat{\sigma}_{\text{ss,naive}}^2$ in Figure EC.13 for various T . As shown in Figure EC.13, the histograms of $\hat{\tau}_{\text{ss}}$ and $\widehat{\sigma}_{\text{ss}}^2$ are close to the standard normal density function, showing the good finite sample properties of $\hat{\tau}_{\text{ss}}$ and $\widehat{\sigma}_{\text{ss}}^2$. However, the histograms of $\widehat{\sigma}_{\text{ss,naive}}^2$ deviate from the standard normal density function and the deviation is larger for a smaller T , implying that the naive plug-in estimator $\widehat{\xi}_{\text{naive}}^2$ underestimates the variance of $\widehat{\sigma}^2$.

Furthermore, we report the mean of $\hat{\tau}_{\text{ss}}^2$, $(\widehat{\sigma}_{\text{ss}}^2)^2$ and $\hat{\tau}_{\text{ss}} \cdot \widehat{\sigma}_{\text{ss}}^2$, which serve as the estimates of $\text{Var}(\hat{\tau}_{\text{ss}})$, $\text{Var}(\widehat{\sigma}_{\text{ss}}^2)$, and $\text{Cov}(\hat{\tau}_{\text{ss}}, \widehat{\sigma}_{\text{ss}}^2)$, in Table EC.3. As shown in Table EC.3, the estimates of $\text{Var}(\hat{\tau}_{\text{ss}})$ and $\text{Var}(\widehat{\sigma}_{\text{ss}}^2)$ are close to 1 for various T , serving as additional supports of the good finite sample properties of $\hat{\tau}_{\text{ss}}$ and $\widehat{\sigma}_{\text{ss}}^2$. Moreover, the estimate of $\text{Cov}(\hat{\tau}_{\text{ss}}, \widehat{\sigma}_{\text{ss}}^2)$ is close to 0, verifying the asymptotic independence between $\hat{\tau}_{\text{ss}}$ and $\widehat{\sigma}_{\text{ss}}^2$.

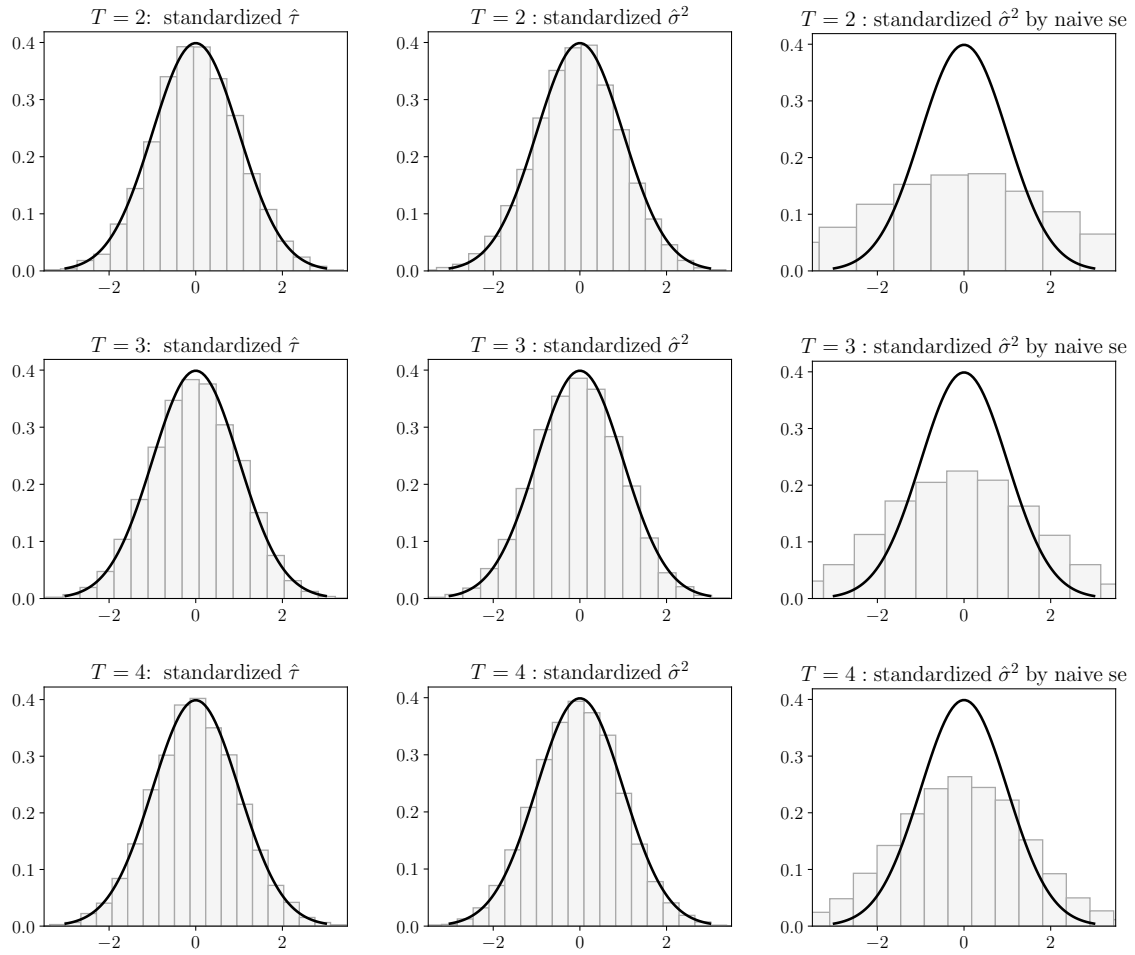


Figure EC.13 Finite sample properties of Lemma 4.1: Histograms of $\hat{\tau}_{ss}$, $\hat{\sigma}_{ss}^2$, and $\hat{\sigma}_{ss,naive}^2$. The standard normal density function is superimposed on the histograms. $N = 10,000$, $\tau_0 = 3$ and $\sigma = 1$.

| T | $\widehat{\text{Var}}(\hat{\tau}_{ss})$ | $\widehat{\text{Var}}(\hat{\sigma}_{ss}^2)$ | $\widehat{\text{Cov}}(\hat{\tau}_{ss}, \hat{\sigma}_{ss}^2)$ |
|-----|---|---|--|
| 2 | 0.994 | 1.012 | -0.008 |
| 3 | 1.022 | 1.002 | -0.008 |
| 4 | 1.005 | 0.994 | 0.001 |

Table EC.3 Finite sample properties of Lemma 4.1: Estimates of $\widehat{\text{Var}}(\hat{\tau}_{ss})$, $\widehat{\text{Var}}(\hat{\sigma}_{ss}^2)$, and $\widehat{\text{Cov}}(\hat{\tau}_{ss}, \hat{\sigma}_{ss}^2)$ with $N = 10,000$, $\tau_0 = 3$ and $\sigma = 1$.

EC.7.2. Finite Sample Properties of Theorem 4.1

We verify the finite sample properties of Theorem 4.1 using simulated data. The data generating process is the same as that in Section EC.7.1. We run adaptive experiments using PGAE that allow for the early termination of the experiment. Let \tilde{T} be the duration of the adaptive experiment.

We report the standardized $\hat{\tau}_{\text{all}}$, that is,

$$\hat{\tau}_{\text{all,ss}} = \sqrt{N} \cdot \frac{\hat{\tau} - \tau_0}{[\hat{\sigma}_{\text{atu},2}^2 / (\tilde{T} \cdot g_\tau(\boldsymbol{\omega}_{\text{ntu},1;\tilde{T}}, \tilde{T}))]^{1/2}},$$

Moreover, we report the standardized $\hat{\sigma}_{\text{atu},2}^2$, that is,

$$\hat{\sigma}_{\text{atu},2,\text{ss}}^2 = \sqrt{N} \cdot \frac{\hat{\sigma}_{\text{atu},2}^2 - \sigma^2}{[\hat{\xi}_{\text{atu},2}^{\dagger 2} / \tilde{T}]^{1/2}},$$

where $\hat{\xi}_{\text{atu},2}^{\dagger 2} = \hat{\xi}_{\text{atu},2}^2 + 2/(\tilde{T} - 1) \cdot (\hat{\sigma}_{\text{atu},2}^2)^2$ and $\hat{\xi}_{\text{atu},2}^2$ is estimated using the formula (4.5) on $\mathcal{S}_{\text{atu},2}$.

We generate the simulated data and run adaptive experiments for 1,000 times. Note that the experiment termination time varies across the 1,000 iterations, as shown in Figure EC.15.

We report the histograms of $\hat{\tau}_{\text{all},s}$ and $\hat{\sigma}_{\text{atu},2,\text{ss}}^2$ in Figure EC.14. The histograms of $\hat{\tau}_{\text{ss}}$ and $\hat{\sigma}_{\text{ss}}^2$ are close to the standard normal density function, showing the good finite sample properties of $\hat{\tau}_{\text{all,ss}}$ and $\hat{\sigma}_{\text{atu},2,\text{ss}}^2$ (even though the experiment termination times vary across iterations).

Furthermore, we report the mean of $\hat{\tau}_{\text{all,ss}}$ and $\hat{\sigma}_{\text{atu},2,\text{ss}}^2$, respectively, which serve as the estimates of $\text{Var}(\hat{\tau}_{\text{all,ss}})$ and $\text{Var}(\hat{\sigma}_{\text{atu},2,\text{ss}}^2)$ in Table EC.3. They are close to 1 for various T_{max} , that additionally show the good finite sample properties and verify the asymptotic distribution of $\hat{\tau}_{\text{all,ss}}$ and $\hat{\sigma}_{\text{atu},2,\text{ss}}^2$. Moreover, we report the mean of $\hat{\tau}_{\text{all,ss}} \cdot \hat{\sigma}_{\text{atu},2,\text{ss}}^2$, which serve as the estimates of $\text{Cov}(\hat{\tau}_{\text{all,ss}}, \hat{\sigma}_{\text{atu},2,\text{ss}}^2)$, verifying the mutual asymptotic independence between $\hat{\tau}_{\text{all,ss}}$ and $\hat{\sigma}_{\text{atu},2,\text{ss}}^2$.

| T_{max} | $\widehat{\text{Var}}(\hat{\tau}_{\text{all,ss}})$ | $\widehat{\text{Var}}(\hat{\sigma}_{\text{atu},2,\text{ss}}^2)$ | $\widehat{\text{Cov}}(\hat{\tau}_{\text{all,ss}}, \hat{\sigma}_{\text{atu},2,\text{ss}}^2)$ |
|------------------|--|---|---|
| 5 | 1.062 | 1.113 | 0.001 |
| 10 | 1.013 | 1.076 | 0.006 |
| 15 | 1.033 | 1.038 | -0.050 |
| 20 | 1.007 | 1.078 | -0.001 |
| 25 | 1.035 | 1.113 | -0.016 |
| 30 | 1.072 | 1.099 | 0.028 |
| 35 | 0.931 | 1.026 | -0.014 |

Table EC.4 Finite sample properties of Theorem 4.1: Estimates of $\text{Var}(\hat{\tau}_{\text{all,ss}})$, $\text{Var}(\hat{\sigma}_{\text{atu},2,\text{ss}}^2)$, and $\text{Cov}(\hat{\tau}_{\text{all,ss}}, \hat{\sigma}_{\text{atu},2,\text{ss}}^2)$ with $N = 500$, $\tau_0 = 1$, $\sigma_\varepsilon = 1$.

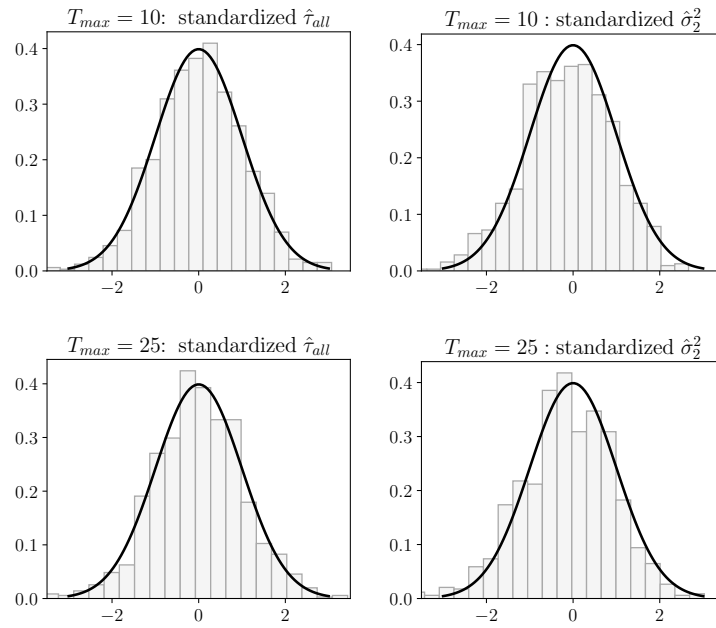


Figure EC.14 Finite sample properties of Theorem 4.1: Histograms of $\hat{\tau}_{all,ss}$ and $\widehat{\sigma}_{atu,2,ss}^2$. The standard normal density function is superimposed on the histograms. $N = 500$, $\tau_0 = 1$, and $\sigma_\varepsilon = 1$

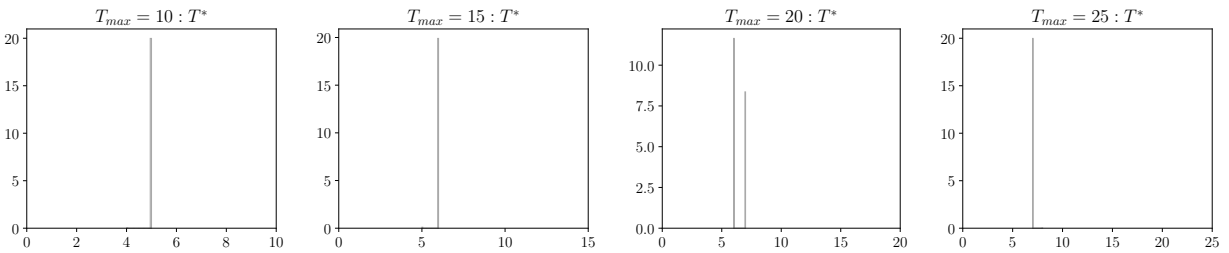


Figure EC.15 Histogram of the experiment termination times from PGAE for various T_{max} with $N = 500$, $\sigma_\varepsilon = 3$ and the threshold for precision $c = N/\sigma_\varepsilon^2$.