

An Invariant Test for Equality of Two Large Scale Covariance Matrices

Taehyeon Koo, Seonghun Cho, Johan Lim *

Abstract

In this work, we are motivated by the recent work of Zhang et al. (2019) and study a new invariant test for equality of two large scale covariance matrices. Two modified likelihood ratio tests (LRTs) by Zhang et al. (2019) are based on the sum of log of eigenvalues (or 1- eigenvalues) of the Beta-matrix. However, as the dimension increases, many eigenvalues of the Beta-matrix are close to 0 or 1 and the modified LRTs are greatly influenced by them. In this work, instead, we consider the simple sum of the eigenvalues (of the Beta-matrix) and compute its asymptotic normality when all n_1, n_2, p increase at the same rate. We numerically show that our test has higher power than two modified likelihood ratio tests by Zhang et al. (2019) in all cases both we and they consider.

Keywords: Equality of two covariance matrices, F-matrix, invariant test, linear spectral statistics, random matrix theory.

1 Introduction

We revisit the test of equality (homogeneity) of two covariance matrices, which often allows us simplified procedures for many multivariate problems. Suppose we have samples $\mathbf{z}_i^{(l)}, i = 1, 2, \dots, n_l$, from a distribution with a mean vector μ_l and covariance matrix Σ_l for $l = 1, 2$. The hypothesis, which is of interest, is

$$\mathcal{H}_0 : \Sigma_1 = \Sigma_2 \quad \text{versus} \quad \mathcal{H}_1 : \Sigma_1 \neq \Sigma_2. \quad (1)$$

*All authors are at Department of Statistics, Seoul National University, Seoul, Korea. Taehyeon Koo and Seonghun Cho equally contribute to the paper. All correspondence are to Johan Lim, E-mail: johanlim@snu.ac.kr.

As pointed out by Zhang et al. (2019), the history of the test draws back to 1930s and a huge number of works are followed in literature. In this paper, we do not aim to compete with all methods in the literature (see Chapter 10 of Anderson, T.W. (2003) and references therein). Instead, we focus on a specific invariant test as an alternative to the modified likelihood ratio test (mLRT), which is recently suggested by Zhang et al. (2019). In Section 2, we compute the asymptotic null distribution of the new test, when all n_1, n_2, p increase at the same rate. In Section 3, we numerically show it has higher power than mLRT in all cases both we and they consider. In Section 4, we conclude the paper with some remarks.

2 An alternative invariant statistic

We find $\mathbf{x}_i^l = \{x_{ij}^{(l)}\}$, for $i = 1, 2, \dots, n_l, l = 1, 2$, where $x_{ij}^{(l)}$ are independent and identically distributed (IID) with mean zero and variance one, respectively, and satisfy

$$\mathbf{z}_j^{(l)} = \Sigma_l^{1/2} \mathbf{x}_j^{(l)} + \mu_l.$$

Let S_{n_1} and S_{n_2} be the sample covariance matrix from each population. To build our test, we focus on the limiting distribution of eigenvalues of $\mathbf{B}_n = n_1 S_{n_1} (n_1 S_{n_1} + n_2 S_{n_2})^{-1}$, named as the limiting spectral distribution (LSD) of \mathbf{B}_n . With the notations

$$y_1 = p/n_1, y_2 = p/n_2, h = \sqrt{y_1 + y_2 - y_1 y_2}, \alpha_n = n_2/n_1,$$

the limiting spectral distribution of \mathbf{B}_n is evaluated as (see Zhang et al. (2019))

$$\mathbf{F}_{\gamma_1, \gamma_2}(x) = \frac{(\alpha + 1) \sqrt{(x_r - x)(x - x_l)}}{2\pi y_1 x (1 - x)} \delta_{x \in (x_l, x_r)},$$

where $x_l, x_r = \frac{y_2(h \mp y_1)^2}{(y_1 + y_2)^2}$, $y_1 \rightarrow \gamma_1, y_2 \rightarrow \gamma_2$ and $\alpha_n \rightarrow \alpha$ as $\min\{n_1, n_2, p\} \rightarrow \infty$.

Let $G_{n_1, n_2}(x) = p(\mathbf{F}^{\mathbf{B}_n}(x) - \mathbf{F}_{y_1, y_2}(x))$, where $\mathbf{F}^{\mathbf{B}_n}(x)$ is empirical spectral distribution (ESD) of \mathbf{B}_n and $\mathbf{F}_{y_1, y_2}(x)$ is the limit spectral distribution (LSD) of \mathbf{B}_n with parameters α_n, y_1, y_2 replacing $\alpha, \gamma_1, \gamma_2$. Our main interest is in the limit distribution of

$$\left(\int f_1(x) dG_{n_1, n_2}(x), \dots, \int f_k(x) dG_{n_1, n_2}(x) \right), \quad (2)$$

where f_1, \dots, f_k are analytic functions on complex domain.

Suppose $F^{\{n_1, n_2\}}(x), F^{\{y_{n_1}, y_{n_2}\}}(x)$ are the ESD and LSD of the F -matrix $S_{n_1} S_{n_2}^{-1}$, and

$$\tilde{G}_{n_1, n_2}(x) = p(F^{\{n_1, n_2\}}(x) - F^{\{y_{n_1}, y_{n_2}\}}(x)).$$

Following Bai and Silverstein (2010), the linear spectral statistic (LSS) of the F -matrix for functions f_1, \dots, f_k that is

$$\left(\int f_1(x) d\tilde{G}_{n_1, n_2}(x), \dots, \int f_k(x) d\tilde{G}_{n_1, n_2}(x) \right),$$

under some regular conditions, converges weakly to a Gaussian vector $(X_{f_1}, \dots, X_{f_k})'$ with means

$$\begin{aligned} EX_{f_i} &= \lim_{r \downarrow 1} \left(\frac{1}{4\pi i} \oint_{|\xi|=1} f_i \left(\frac{|1+h\xi|^2}{(1-y_2)^2} \right) \left[\frac{1}{\xi-r^{-1}} + \frac{1}{\xi+r^{-1}} - \frac{2}{\xi+\frac{y_2}{h}} \right] d\xi \right. \\ &\quad + \frac{\Delta_1 y_1 (1-y_2)^2}{2\pi i h^2} \oint_{|\xi|=1} f_i \left(\frac{|1+h\xi|^2}{(1-y_2)^2} \right) \frac{1}{(\xi+\frac{y_2}{h})^3} d\xi \\ &\quad \left. + \frac{\Delta_2 (1-y_2)}{4\pi i} \oint_{|\xi|=1} f_i \left(\frac{|1+h\xi|^2}{(1-y_2)^2} \right) \frac{\xi^2 - \frac{y_2}{h^2}}{(\xi+\frac{y_2}{h})^2} \left[\frac{1}{\xi^2 - \frac{y_2}{h^2}} - \frac{2}{\xi+\frac{y_2}{h}} \right] d\xi \right) \end{aligned}$$

and the covariance matrix whose (i, j) element is

$$\begin{aligned} \text{Cov}(X_{f_i}, X_{f_j}) &= \lim_{r \downarrow 1} \left(-\frac{2}{4\pi^2} \oint_{|\xi_1|=1} \oint_{|\xi_2|=1} \frac{f_i \left(\frac{|1+h\xi_1|^2}{(1-y_2)^2} \right) f_j \left(\frac{|1+h\xi_2|^2}{(1-y_2)^2} \right)}{(\xi_1 - r\xi_2)^2} d\xi_1 d\xi_2 \right. \\ &\quad - \frac{\Delta_1 y_1 (1-y_2)^2}{4\pi^2 h^2} \oint_{|\xi_1|=1} \frac{f_i \left(\frac{|1+h\xi_1|^2}{(1-y_2)^2} \right)}{(\xi_1 + \frac{y_2}{h})^2} d\xi_1 \oint_{|\xi_2|=1} \frac{f_j \left(\frac{|1+h\xi_2|^2}{(1-y_2)^2} \right)}{(\xi_2 + \frac{y_2}{h})^2} d\xi_2 \\ &\quad \left. - \frac{\Delta_2 y_2 (1-y_2)^2}{4\pi^2 h^2} \oint_{|\xi_1|=1} \frac{f_i \left(\frac{|1+h\xi_1|^2}{(1-y_2)^2} \right)}{(\xi_1 + \frac{y_2}{h})^2} d\xi_1 \oint_{|\xi_2|=1} \frac{f_j \left(\frac{|1+h\xi_2|^2}{(1-y_2)^2} \right)}{(\xi_2 + \frac{y_2}{h})^2} d\xi_2 \right). \end{aligned}$$

If λ is an eigenvalue of $S_{n_1} S_{n_2}^{-1}$, the eigenvalue of $\mathbf{B}_n = S_{n_1} (S_{n_1} + dS_{n_2})^{-1}$ corresponds to λ is $\frac{\lambda}{d+\lambda}$. Using this, we find that

$$\begin{aligned} &\left(\int f_1(x) dG_{n_1, n_2}(x), \dots, \int f_k(x) dG_{n_1, n_2}(x) \right) \\ &= \left(\int f_1 \left(\frac{x}{d+x} \right) d\tilde{G}_{n_1, n_2}(x), \dots, \int f_k \left(\frac{x}{d+x} \right) d\tilde{G}_{n_1, n_2}(x) \right). \quad (3) \end{aligned}$$

In addition, we obtain the LSS of \mathbf{B}_n from the above by substituting $d = n_2/n_1$ in (3).

The mLRT statistics in Zhang et al. (2019) are

$$\mathcal{L} = \sum_{\lambda_i^{\mathbf{B}_n} \in (0,1)} [c_1 \log \lambda_i^{\mathbf{B}_n} + c_2 \log(1 - \lambda_i^{\mathbf{B}_n})], \quad \tilde{\mathcal{L}} = \sum_{\lambda_i^{\mathbf{B}_n} \in (0,1)} \log \lambda_i^{\mathbf{B}_n},$$

where $\lambda_i^{\mathbf{B}_n}$ denotes the i -th smallest eigenvalue of \mathbf{B}_n . In mLRT statistics, the eigenvalues 0 or 1 are excluded for defining valid statistics. However, if p/n_1 (or p/n_2) is close to 1, many eigenvalues are close to 0 (or 1). The eigenvalues either close to 0 or 1 explains most part of the statistics. The mLRT statistics \mathcal{L} and $\tilde{\mathcal{L}}$ are sensitive to those and do not fully reflect the information from other eigenvalues of \mathbf{B}_n .

To resolve this difficulty, we consider

$$\mathcal{P} = (\text{tr}(\mathbf{B}_n), \text{tr}(\mathbf{I}_p - \mathbf{B}_n))^\top = \left(\sum \lambda_i^{\mathbf{B}_n}, \sum (1 - \lambda_i^{\mathbf{B}_n}) \right)^\top = (\mathcal{P}_1, \mathcal{P}_2)^\top.$$

To make above statistic meaningful, we modify it to

$$\left(\sum_{\lambda_i^{\mathbf{B}_n} < 1} \lambda_i^{\mathbf{B}_n}, \sum_{\lambda_i^{\mathbf{B}_n} > 0} (1 - \lambda_i^{\mathbf{B}_n}) \right)^\top. \quad (4)$$

To get the asymptotic null distribution of the proposed statistic, we can find the mean and variance of LSS of $S_{n_1}(S_{n_1} + dS_{n_2})^{-1}$ by setting $k = 2$, $f_1(x) = x$, $f_2(x) = 1 - x$ in the formula above (3). However, before we proceed, we remark that

$$\begin{aligned} & \mathcal{P}_2 - p \int (1-x) \frac{(\alpha_n + 1) \sqrt{(x_r - x)(x - x_l)}}{2\pi y_1 x(1-x)} dx \\ &= p - \mathcal{P}_1 - p + p \int x \frac{(\alpha_n + 1) \sqrt{(x_r - x)(x - x_l)}}{2\pi y_1 x(1-x)} dx \\ &= - \left(\mathcal{P}_1 - p \int x \frac{(\alpha_n + 1) \sqrt{(x_r - x)(x - x_l)}}{2\pi y_1 x(1-x)} dx \right). \end{aligned} \quad (5)$$

Thus, the LSS of \mathcal{P}_1 and \mathcal{P}_2 are opposite in their sign, and the covariance between LSS of $\mathcal{P}_1, \mathcal{P}_2$ is the negative of asymptotic variance of \mathcal{P}_1 (or \mathcal{P}_2).

We now have our main results on the asymptotic null distributions of \mathcal{P}_1 and \mathcal{P}_2 .

Theorem 1. *Suppose we assume (i) (moment assumptions) $\mathbb{E}(x_{11}^{(1)}) = \mathbb{E}(x_{11}^{(2)}) = 0$, $\mathbb{E}(x_{11}^{(1)})^2 = \mathbb{E}(x_{11}^{(2)})^2 = 1$, and $\mathbb{E}(x_{11}^{(1)})^4 = \Delta_1 + 3 < \infty$, $\mathbb{E}(x_{11}^{(2)})^4 = \Delta_2 + 3 < \infty$, and (ii) (dimensionality assumption) $\min(p, n_1, n_2) \rightarrow \infty$, $y_1 \neq 1$, $y_2 \neq 1$ and $\lim p/(n_1 + n_2) < 1$. Then we have*

$$\mathcal{K} := \frac{\mathcal{P}_1 - p\ell_{n,1} - \mu_n}{\sigma_n} \xrightarrow{d} Z \quad \text{and} \quad \mathcal{K}' := \frac{\mathcal{P}_2 - p\ell_{n,2} + \mu_n}{\sigma_n} \xrightarrow{d} Z, \quad (6)$$

where $Z \sim N(0, 1)$,

$$\ell_{n,1} = \frac{h^2 \delta_{y_2 > 1} + y_2^2 \delta_{y_2 < 1}}{y_2(y_1 + y_2)}, \quad \ell_{n,2} = \frac{h^2 \delta_{y_1 > 1} + y_1^2 \delta_{y_1 < 1}}{y_1(y_1 + y_2)},$$

and

$$\mu_n = -\frac{\Delta_1 h^2 y_1^2 y_2^2}{(y_1 + y_2)^4} + \frac{\Delta_2 h^2 y_1^2 y_2^2}{(y_1 + y_2)^4}, \quad \sigma_n^2 = \frac{2h^2 y_1^2 y_2^2}{(y_1 + y_2)^4} + (\Delta_1 y_1 + \Delta_2 y_2) \frac{h^4 y_1^2 y_2^2}{(y_1 + y_2)^6}.$$

Proof. The proof is given in Appendix. \square

3 Numerical study

In this section, we numerically compare the powers of the proposed \mathcal{K} to the modified LRTs \mathcal{L} and $\tilde{\mathcal{L}}$ by Zhang et al. (2019) under various choices of sample sizes, dimensions, and distributions. In the study, we assume $\boldsymbol{\mu}_l = \mathbf{0}$ for $l = 1, 2$ and set $\Sigma_1 = (1 + a/n_1)\Sigma_2$, where a is a constant. We consider four cases following Zhang et al. (2019):

- Case 1: $\mathbf{x}^{(1)}$ and $\mathbf{x}^{(2)}$ are from the standard normal distributed and $\Sigma_2 = \mathbf{I}_p$;
- Case 2: $\mathbf{x}^{(1)}$ and $\mathbf{x}^{(2)}$ are from the uniform distribution $U(-\sqrt{3}, \sqrt{3})$ and $\Sigma_2 = \mathbf{I}_p$;
- Case 3: $\mathbf{x}^{(1)}$ and $\mathbf{x}^{(2)}$ are from the uniform distribution $U(-\sqrt{3}, \sqrt{3})$ and $\Sigma_2 = \text{diag}(p^2, \mathbf{1}_{1 \times (p-1)})$;
- Case 4: $\mathbf{x}^{(1)}$ and $\mathbf{x}^{(2)}$ are from the uniform distribution $U(-\sqrt{3}, \sqrt{3})$ and $\Sigma_2 = (0.5\mathbf{I}_p + 0.5\mathbf{1}_{p \times p})$.

For each case, we consider 16 choices of (n_1, n_2, p) , four cases are for each $(y_1 > 1, y_2 > 1)$, $(y_1 > 1, y_2 < 1)$, $(y_1 < 1, y_2 > 1)$, $(y_1 < 1, y_2 < 1)$. Four choices are considered for a , $a = 0, 3, 7, 10$, where $a = 0$ is the choice of the null hypothesis. In all cases, we assume that forth moments of $\mathbf{x}^{(1)}$ and $\mathbf{x}^{(2)}$ are known. In case 1, $\Delta_1 = \Delta_2 = 0$ and in case 2, 3, and 4, $\Delta_1 = \Delta_2 = -1.2$. For each combination, we generate 1000 data sets and the powers (the sizes) are evaluated by counting the number of rejected data sets. The results are reported in Tables 1 to 4. In the tables, \mathcal{L} and $\tilde{\mathcal{L}}$ stand for two modified LRTs by Zhang et al. (2019) and \mathcal{K} is our statistic in Theorem 1. Moreover, Figures 1 - 4 display (empirical) powers with respect to different choices of a for the Cases 1 - 4. We find that, in all cases considered, the power of \mathcal{K} is higher than both \mathcal{L} and $\tilde{\mathcal{L}}$.

(i)	$(n_1, n_2, p) = (45, 40, 50)$				$(n_1, n_2, p) = (90, 80, 100)$			
	a=0	a=3	a=7	a=10	a=0	a=3	a=7	a=10
\mathcal{L}	0.062	0.056(0.046)	0.058(0.044)	0.070(0.060)	0.050	0.051(0.058)	0.059(0.063)	0.069(0.072)
$\tilde{\mathcal{L}}$	0.061	0.109(0.094)	0.335(0.303)	0.555(0.506)	0.045	0.102(0.110)	0.336(0.350)	0.610(0.625)
\mathcal{K}	0.062	0.150 (0.141)	0.568 (0.535)	0.835 (0.821)	0.054	0.129 (0.117)	0.603 (0.590)	0.869 (0.865)
	$(n_1, n_2, p) = (180, 160, 200)$				$(n_1, n_2, p) = (360, 320, 400)$			
	a=0	a=3	a=7	a=10	a=0	a=3	a=7	a=10
\mathcal{L}	0.041	0.043(0.058)	0.063(0.085)	0.070(0.091)	0.056	0.041(0.036)	0.053(0.043)	0.080(0.074)
$\tilde{\mathcal{L}}$	0.047	0.109(0.119)	0.348(0.356)	0.620(0.639)	0.059	0.105(0.092)	0.352(0.330)	0.632(0.606)
\mathcal{K}	0.049	0.175 (0.182)	0.589 (0.597)	0.882 (0.886)	0.051	0.188 (0.188)	0.601 (0.600)	0.891 (0.891)
(ii)	$(n_1, n_2, p) = (36, 50, 45)$				$(n_1, n_2, p) = (72, 100, 90)$			
	a=0	a=3	a=7	a=10	a=0	a=3	a=7	a=10
\mathcal{L}	0.066	0.071(0.056)	0.110(0.092)	0.227(0.188)	0.056	0.065(0.187)	0.131(0.122)	0.211(0.195)
$\tilde{\mathcal{L}}$	0.049	0.169(0.170)	0.519(0.523)	0.806(0.809)	0.042	0.158(0.187)	0.602(0.639)	0.858(0.874)
\mathcal{K}	0.060	0.216 (0.187)	0.738 (0.718)	0.957 (0.952)	0.046	0.224 (0.228)	0.807 (0.814)	0.974 (0.976)
	$(n_1, n_2, p) = (144, 200, 180)$				$(n_1, n_2, p) = (288, 400, 360)$			
	a=0	a=3	a=7	a=10	a=0	a=3	a=7	a=10
\mathcal{L}	0.057	0.055(0.051)	0.130(0.117)	0.209(0.195)	0.043	0.060(0.070)	0.142(0.158)	0.225(0.242)
$\tilde{\mathcal{L}}$	0.065	0.174(0.142)	0.614(0.577)	0.864(0.831)	0.046	0.167(0.175)	0.626(0.635)	0.897(0.901)
\mathcal{K}	0.060	0.234 (0.209)	0.819 (0.795)	0.979 (0.975)	0.055	0.251 (0.240)	0.827 (0.821)	0.982 (0.982)
(iii)	$(n_1, n_2, p) = (50, 36, 45)$				$(n_1, n_2, p) = (100, 72, 90)$			
	a=0	a=3	a=7	a=10	a=0	a=3	a=7	a=10
\mathcal{L}	0.061	0.056(0.044)	0.095(0.086)	0.116(0.103)	0.061	0.074(0.046)	0.084(0.056)	0.099(0.068)
$\tilde{\mathcal{L}}$	0.060	0.083(0.063)	0.291(0.257)	0.511(0.461)	0.058	0.107(0.097)	0.293(0.276)	0.516(0.498)
\mathcal{K}	0.060	0.140 (0.123)	0.494 (0.473)	0.780 (0.758)	0.057	0.153 (0.144)	0.505 (0.489)	0.822 (0.808)
	$(n_1, n_2, p) = (200, 144, 180)$				$(n_1, n_2, p) = (400, 288, 360)$			
	a=0	a=3	a=7	a=10	a=0	a=3	a=7	a=10
\mathcal{L}	0.041	0.051(0.058)	0.083(0.096)	0.142(0.155)	0.053	0.063(0.062)	0.071(0.071)	0.123(0.119)
$\tilde{\mathcal{L}}$	0.042	0.086(0.094)	0.286(0.305)	0.563(0.579)	0.054	0.095(0.093)	0.318(0.312)	0.535(0.525)
\mathcal{K}	0.033	0.138 (0.176)	0.505 (0.565)	0.825 (0.849)	0.038	0.145 (0.171)	0.576 (0.615)	0.822 (0.848)
(iv)	$(n_1, n_2, p) = (50, 50, 45)$				$(n_1, n_2, p) = (100, 100, 90)$			
	a=0	a=3	a=7	a=10	a=0	a=3	a=7	a=10
\mathcal{L}	0.061	0.059(0.042)	0.047(0.036)	0.061(0.043)	0.063	0.051(0.046)	0.387(0.384)	0.053(0.047)
$\tilde{\mathcal{L}}$	0.059	0.108(0.090)	0.345(0.314)	0.592(0.555)	0.053	0.116(0.113)	0.387(0.384)	0.636(0.632)
\mathcal{K}	0.048	0.146 (0.154)	0.617 (0.624)	0.892 (0.896)	0.055	0.202 (0.189)	0.666 (0.651)	0.907 (0.902)
	$(n_1, n_2, p) = (200, 200, 180)$				$(n_1, n_2, p) = (400, 400, 360)$			
	a=0	a=3	a=7	a=10	a=0	a=3	a=7	a=10
\mathcal{L}	0.042	0.060(0.069)	0.059(0.064)	0.047(0.056)	0.044	0.053(0.056)	0.058(0.064)	0.49(0.054)
$\tilde{\mathcal{L}}$	0.049	0.112(0.114)	0.403(0.406)	0.656(0.658)	0.046	0.119(0.130)	0.391(0.408)	0.686(0.700)
\mathcal{K}	0.049	0.187 (0.187)	0.675 (0.678)	0.917 (0.917)	0.055	0.195 (0.187)	0.694 (0.684)	0.931 (0.927)

Table 1: Case 1: Empirical sizes and powers. The results are based on the 5% significance level. The power number in small bracket indicates the size corrected power based empirical 95% quantile not asymptotic. (i) indicates the case of $y_1 > 1, y_2 > 1$, (ii) does $y_1 > 1, y_2 < 1$, (iii) does $y_1 < 1, y_2 > 1$, and (iv) does $y_1 < 1, y_2 < 1$.

(i)	$(n_1, n_2, p) = (45, 40, 50)$				$(n_1, n_2, p) = (90, 80, 100)$			
	a=0	a=3	a=7	a=10	a=0	a=3	a=7	a=10
\mathcal{L}	0.060	0.055(0.041)	0.067(0.051)	0.061(0.047)	0.054	0.052(0.047)	0.084(0.075)	0.078(0.072)
$\tilde{\mathcal{L}}$	0.061	0.136(0.120)	0.371(0.328)	0.602(0.572)	0.064	0.129(0.105)	0.396(0.342)	0.666(0.623)
\mathcal{K}	0.054	0.203 (0.190)	0.700 (0.686)	0.917 (0.913)	0.052	0.207 (0.207)	0.732 (0.730)	0.951 (0.950)
	$(n_1, n_2, p) = (180, 160, 200)$				$(n_1, n_2, p) = (360, 320, 400)$			
	a=0	a=3	a=7	a=10	a=0	a=3	a=7	a=10
\mathcal{L}	0.045	0.050(0.068)	0.064(0.081)	0.098(0.113)	0.067	0.054(0.040)	0.072(0.056)	0.083(0.062)
$\tilde{\mathcal{L}}$	0.047	0.122(0.130)	0.399(0.410)	0.692(0.712)	0.061	0.114(0.091)	0.392(0.355)	0.711(0.683)
\mathcal{K}	0.055	0.199 (0.194)	0.742 (0.731)	0.953 (0.943)	0.050	0.212 (0.214)	0.754 (0.758)	0.964 (0.965)
(ii)	$(n_1, n_2, p) = (36, 50, 45)$				$(n_1, n_2, p) = (72, 100, 90)$			
	a=0	a=3	a=7	a=10	a=0	a=3	a=7	a=10
\mathcal{L}	0.060	0.059(0.043)	0.132(0.116)	0.160(0.133)	0.066	0.057(0.044)	0.100(0.078)	0.169(0.129)
$\tilde{\mathcal{L}}$	0.047	0.177(0.184)	0.646(0.660)	0.857(0.858)	0.044	0.168(0.201)	0.681(0.713)	0.919(0.933)
\mathcal{K}	0.051	0.283 (0.283)	0.890 (0.890)	0.991 (0.991)	0.048	0.308 (0.327)	0.903 (0.911)	0.999 (0.999)
	$(n_1, n_2, p) = (144, 200, 180)$				$(n_1, n_2, p) = (288, 400, 360)$			
	a=0	a=3	a=7	a=10	a=0	a=3	a=7	a=10
\mathcal{L}	0.056	0.055(0.049)	0.110(0.096)	0.193(0.175)	0.063	0.062(0.059)	0.095(0.087)	0.164(0.148)
$\tilde{\mathcal{L}}$	0.062	0.183(0.176)	0.684(0.665)	0.932(0.919)	0.037	0.165(0.191)	0.692(0.731)	0.937(0.944)
\mathcal{K}	0.055	0.321 (0.314)	0.914 (0.907)	0.998 (0.997)	0.050	0.310 (0.310)	0.922 (0.924)	0.999 (0.999)
(iii)	$(n_1, n_2, p) = (50, 36, 45)$				$(n_1, n_2, p) = (100, 72, 90)$			
	a=0	a=3	a=7	a=10	a=0	a=3	a=7	a=10
T	0.057	0.066(0.057)	0.096(0.088)	0.119(0.104)	0.053	0.053(0.052)	0.104(0.103)	0.129(0.127)
\tilde{T}	0.057	0.106(0.099)	0.331(0.316)	0.559(0.543)	0.059	0.090(0.079)	0.352(0.314)	0.601(0.552)
\mathcal{K}	0.048	0.162 (0.176)	0.618 (0.640)	0.899 (0.909)	0.040	0.181 (0.199)	0.667 (0.688)	0.927 (0.933)
	$(n_1, n_2, p) = (200, 144, 180)$				$(n_1, n_2, p) = (400, 288, 360)$			
	a=0	a=3	a=7	a=10	a=0	a=3	a=7	a=10
\mathcal{L}	0.053	0.066(0.066)	0.089(0.088)	0.129(0.127)	0.052	0.057(0.057)	0.091(0.091)	0.128(0.128)
$\tilde{\mathcal{L}}$	0.052	0.124(0.111)	0.350(0.334)	0.600(0.586)	0.046	0.104(0.109)	0.369(0.380)	0.605(0.618)
\mathcal{K}	0.039	0.190 (0.214)	0.685 (0.718)	0.928 (0.941)	0.049	0.199 (0.199)	0.689 (0.691)	0.926 (0.928)
(iv)	$(n_1, n_2, p) = (50, 50, 45)$				$(n_1, n_2, p) = (100, 100, 90)$			
	a=0	a=3	a=7	a=10	a=0	a=3	a=7	a=10
\mathcal{L}	0.040	0.051(0.057)	0.049(0.057)	0.050(0.056)	0.048	0.053(0.054)	0.061(0.063)	0.056(0.059)
$\tilde{\mathcal{L}}$	0.046	0.133(0.133)	0.409(0.435)	0.656(0.677)	0.046	0.108(0.113)	0.421(0.434)	0.707(0.713)
\mathcal{K}	0.052	0.254 (0.250)	0.807 (0.806)	0.970 (0.970)	0.043	0.222 (0.240)	0.814 (0.840)	0.981 (0.983)
	$(n_1, n_2, p) = (200, 200, 180)$				$(n_1, n_2, p) = (400, 400, 360)$			
	a=0	a=3	a=7	a=10	a=0	a=3	a=7	a=10
\mathcal{L}	0.051	0.052(0.050)	0.055(0.054)	0.050(0.050)	0.050	0.061(0.062)	0.050(0.050)	0.052(0.052)
$\tilde{\mathcal{L}}$	0.050	0.130(0.133)	0.458(0.460)	0.720(0.722)	0.040	0.117(0.127)	0.448(0.462)	0.741(0.754)
\mathcal{K}	0.047	0.259 (0.268)	0.833 (0.846)	0.984 (0.986)	0.058	0.252 (0.241)	0.836 (0.827)	0.994 (0.992)

Table 2: Case 2: Empirical sizes and powers. The results are based on the 5% significance level. The power number in small bracket indicates the size corrected power based empirical 95% quantile not asymptotic. (i) indicates the case of $y_1 > 1, y_2 > 1$, (ii) does $y_1 > 1, y_2 < 1$, (iii) does $y_1 < 1, y_2 > 1$, and (iv) does $y_1 < 1, y_2 < 1$.

(i)	$(n_1, n_2, p) = (45, 40, 50)$				$(n_1, n_2, p) = (90, 80, 100)$			
	a=0	a=3	a=7	a=10	a=0	a=3	a=7	a=10
\mathcal{L}	0.055	0.050(0.039)	0.067(0.061)	0.066(0.057)	0.053	0.061(0.059)	0.061(0.055)	0.093(0.088)
$\tilde{\mathcal{L}}$	0.060	0.112(0.102)	0.368(0.354)	0.586(0.570)	0.050	0.124(0.131)	0.372(0.379)	0.645(0.651)
\mathcal{K}	0.049	0.185 (0.194)	0.717 (0.740)	0.915 (0.923)	0.054	0.220 (0.215)	0.711 (0.706)	0.947 (0.945)
	$(n_1, n_2, p) = (180, 160, 200)$				$(n_1, n_2, p) = (360, 320, 400)$			
	a=0	a=3	a=7	a=10	a=0	a=3	a=7	a=10
\mathcal{L}	0.035	0.075(0.090)	0.070(0.089)	0.087(0.105)	0.039	0.057(0.072)	0.066(0.076)	0.084(0.096)
$\tilde{\mathcal{L}}$	0.043	0.113(0.122)	0.408(0.423)	0.693(0.705)	0.054	0.111(0.102)	0.394(0.378)	0.697(0.678)
\mathcal{K}	0.050	0.186 (0.186)	0.738 (0.738)	0.955 (0.955)	0.041	0.199 (0.236)	0.741 (0.765)	0.961 (0.967)
(ii)	$(n_1, n_2, p) = (36, 50, 45)$				$(n_1, n_2, p) = (72, 100, 90)$			
	a=0	a=3	a=7	a=10	a=0	a=3	a=7	a=10
\mathcal{L}	0.070	0.054(0.043)	0.104(0.081)	0.165(0.116)	0.057	0.048(0.043)	0.108(0.099)	0.175(0.163)
$\tilde{\mathcal{L}}$	0.056	0.170(0.159)	0.631(0.619)	0.859(0.853)	0.050	0.185(0.189)	0.654(0.660)	0.921(0.921)
\mathcal{K}	0.056	0.280 (0.268)	0.880 (0.869)	0.979 (0.979)	0.052	0.309 (0.298)	0.902 (0.900)	0.992 (0.992)
	$(n_1, n_2, p) = (144, 200, 180)$				$(n_1, n_2, p) = (288, 400, 360)$			
	a=0	a=3	a=7	a=10	a=0	a=3	a=7	a=10
\mathcal{L}	0.054	0.062(0.054)	0.095(0.091)	0.179(0.169)	0.054	0.058(0.055)	0.105(0.103)	0.160(0.156)
$\tilde{\mathcal{L}}$	0.044	0.183(0.192)	0.691(0.700)	0.927(0.928)	0.039	0.182(0.199)	0.669(0.693)	0.934(0.947)
\mathcal{K}	0.046	0.295 (0.307)	0.902 (0.915)	0.999 (0.999)	0.047	0.328 (0.346)	0.923 (0.935)	0.998 (0.998)
(iii)	$(n_1, n_2, p) = (50, 36, 45)$				$(n_1, n_2, p) = (100, 72, 90)$			
	a=0	a=3	a=7	a=10	a=0	a=3	a=7	a=10
\mathcal{L}	0.060	0.056(0.051)	0.088(0.079)	0.116(0.107)	0.050	0.076(0.076)	0.109(0.110)	0.116(0.116)
$\tilde{\mathcal{L}}$	0.054	0.092(0.074)	0.324(0.301)	0.558(0.541)	0.045	0.112(0.132)	0.354(0.382)	0.592(0.625)
\mathcal{K}	0.050	0.155 (0.155)	0.645 (0.645)	0.903 (0.903)	0.044	0.167 (0.187)	0.659 (0.687)	0.922 (0.935)
	$(n_1, n_2, p) = (200, 144, 180)$				$(n_1, n_2, p) = (400, 288, 360)$			
	a=0	a=3	a=7	a=10	a=0	a=3	a=7	a=10
\mathcal{L}	0.061	0.053(0.046)	0.079(0.065)	0.126(0.113)	0.043	0.057(0.060)	0.082(0.091)	0.136(0.147)
$\tilde{\mathcal{L}}$	0.065	0.107(0.085)	0.334(0.299)	0.605(0.565)	0.043	0.096(0.109)	0.327(0.353)	0.626(0.642)
\mathcal{K}	0.047	0.176 (0.182)	0.676 (0.692)	0.923 (0.927)	0.045	0.175 (0.185)	0.673 (0.680)	0.949 (0.949)
(iv)	$(n_1, n_2, p) = (50, 50, 45)$				$(n_1, n_2, p) = (100, 100, 90)$			
	a=0	a=3	a=7	a=10	a=0	a=3	a=7	a=10
\mathcal{L}	0.065	0.043(0.035)	0.056(0.046)	0.066(0.056)	0.060	0.046(0.042)	0.058(0.053)	0.049(0.046)
$\tilde{\mathcal{L}}$	0.049	0.110(0.112)	0.420(0.425)	0.658(0.665)	0.059	0.135(0.113)	0.419(0.386)	0.700(0.676)
\mathcal{K}	0.044	0.223 (0.236)	0.780 (0.793)	0.967 (0.974)	0.050	0.239 (0.242)	0.814 (0.817)	0.979 (0.979)
	$(n_1, n_2, p) = (200, 200, 180)$				$(n_1, n_2, p) = (400, 400, 360)$			
	a=0	a=3	a=7	a=10	a=0	a=3	a=7	a=10
\mathcal{L}	0.049	0.045(0.046)	0.046(0.046)	0.054(0.057)	0.041	0.057(0.068)	0.047(0.064)	0.061(0.073)
$\tilde{\mathcal{L}}$	0.052	0.117(0.107)	0.419(0.413)	0.744(0.736)	0.041	0.126(0.132)	0.473(0.491)	0.752(0.760)
\mathcal{K}	0.050	0.257 (0.265)	0.854 (0.857)	0.989 (0.989)	0.047	0.240 (0.250)	0.864 (0.868)	0.993 (0.993)

Table 3: Case 3: Empirical sizes and powers. The results are based on the 5% significance level. The power number in small bracket indicates the size corrected power based empirical 95% quantile not asymptotic. (i) indicates the case of $y_1 > 1, y_2 > 1$, (ii) does $y_1 > 1, y_2 < 1$, (iii) does $y_1 < 1, y_2 > 1$, and (iv) does $y_1 < 1, y_2 < 1$.

(i)	$(n_1, n_2, p) = (45, 40, 50)$				$(n_1, n_2, p) = (90, 80, 100)$				
	a=0	a=3	a=7	a=10	a=0	a=3	a=7	a=10	
	\mathcal{L}	0.055	0.069(0.060)	0.074(0.071)	0.083(0.078)	0.058	0.061(0.054)	0.064(0.055)	0.075(0.065)
	$\tilde{\mathcal{L}}$	0.057	0.104(0.096)	0.359(0.347)	0.599(0.581)	0.054	0.111(0.109)	0.400(0.396)	0.663(0.659)
	\mathcal{K}	0.055	0.175 (0.166)	0.705 (0.686)	0.937 (0.933)	0.058	0.179 (0.166)	0.743 (0.728)	0.956 (0.951)
	$(n_1, n_2, p) = (180, 160, 200)$				$(n_1, n_2, p) = (360, 320, 400)$				
	a=0	a=3	a=7	a=10	a=0	a=3	a=7	a=10	
	\mathcal{L}	0.054	0.061(0.055)	0.058(0.054)	0.091(0.083)	0.042	0.044(0.048)	0.081(0.099)	0.085(0.097)
	$\tilde{\mathcal{L}}$	0.059	0.118(0.115)	0.374(0.361)	0.665(0.652)	0.046	0.122(0.142)	0.387(0.423)	0.687(0.722)
	\mathcal{K}	0.066	0.195 (0.150)	0.731 (0.690)	0.953 (0.943)	0.046	0.219 (0.230)	0.735 (0.745)	0.954 (0.956)
(ii)	$(n_1, n_2, p) = (36, 50, 45)$				$(n_1, n_2, p) = (72, 100, 90)$				
	a=0	a=3	a=7	a=10	a=0	a=3	a=7	a=10	
	\mathcal{L}	0.046	0.058(0.058)	0.119(0.125)	0.174(0.179)	0.064	0.062(0.044)	0.138(0.109)	0.162(0.128)
	$\tilde{\mathcal{L}}$	0.037	0.182(0.237)	0.619(0.742)	0.872(0.902)	0.046	0.178(0.189)	0.673(0.685)	0.897(0.904)
	\mathcal{K}	0.045	0.302 (0.315)	0.869 (0.874)	0.993 (0.993)	0.052	0.295 (0.289)	0.899 (0.898)	0.995 (0.995)
	$(n_1, n_2, p) = (144, 200, 180)$				$(n_1, n_2, p) = (288, 400, 360)$				
	a=0	a=3	a=7	a=10	a=0	a=3	a=7	a=10	
	\mathcal{L}	0.063	0.048(0.045)	0.108(0.096)	0.163(0.147)	0.061	0.063(0.059)	0.106(0.095)	0.165(0.144)
	$\tilde{\mathcal{L}}$	0.044	0.176(0.195)	0.672(0.694)	0.936(0.941)	0.053	0.215(0.211)	0.709(0.701)	0.933(0.931)
	\mathcal{K}	0.049	0.322 (0.324)	0.922 (0.922)	0.997 (0.997)	0.045	0.349 (0.378)	0.921 (0.927)	0.996 (0.997)
(iii)	$(n_1, n_2, p) = (50, 36, 45)$				$(n_1, n_2, p) = (100, 72, 90)$				
	a=0	a=3	a=7	a=10	a=0	a=3	a=7	a=10	
	\mathcal{L}	0.058	0.073(0.068)	0.085(0.078)	0.125(0.116)	0.051	0.061(0.061)	0.096(0.095)	0.125(0.124)
	$\tilde{\mathcal{L}}$	0.061	0.098(0.082)	0.328(0.299)	0.546(0.518)	0.056	0.096(0.088)	0.353(0.330)	0.606(0.579)
	\mathcal{K}	0.064	0.155 (0.143)	0.626 (0.599)	0.882 (0.860)	0.054	0.166 (0.161)	0.666 (0.654)	0.914 (0.910)
	$(n_1, n_2, p) = (200, 144, 180)$				$(n_1, n_2, p) = (400, 288, 360)$				
	a=0	a=3	a=7	a=10	a=0	a=3	a=7	a=10	
	\mathcal{L}	0.058	0.078(0.073)	0.087(0.081)	0.114(0.102)	0.066	0.073(0.055)	0.094(0.079)	0.141(0.118)
	$\tilde{\mathcal{L}}$	0.046	0.111(0.121)	0.353(0.381)	0.584(0.606)	0.059	0.118(0.103)	0.363(0.324)	0.624(0.578)
	\mathcal{K}	0.044	0.193 (0.213)	0.684 (0.701)	0.935 (0.939)	0.039	0.179 (0.194)	0.720 (0.744)	0.934 (0.943)
(iv)	$(n_1, n_2, p) = (50, 50, 45)$				$(n_1, n_2, p) = (100, 100, 90)$				
	a=0	a=3	a=7	a=10	a=0	a=3	a=7	a=10	
	\mathcal{L}	0.055	0.046(0.044)	0.058(0.051)	0.068(0.066)	0.064	0.064(0.052)	0.059(0.051)	0.058(0.045)
	$\tilde{\mathcal{L}}$	0.059	0.122(0.103)	0.414(0.382)	0.649(0.624)	0.048	0.110(0.114)	0.451(0.456)	0.687(0.694)
	\mathcal{K}	0.051	0.257 (0.256)	0.777 (0.774)	0.980 (0.979)	0.039	0.234 (0.269)	0.826 (0.843)	0.983 (0.986)
	$(n_1, n_2, p) = (200, 200, 180)$				$(n_1, n_2, p) = (400, 400, 360)$				
	a=0	a=3	a=7	a=10	a=0	a=3	a=7	a=10	
	\mathcal{L}	0.049	0.053(0.054)	0.045(0.045)	0.057(0.058)	0.058	0.053(0.043)	0.043(0.038)	0.054(0.045)
	$\tilde{\mathcal{L}}$	0.050	0.126(0.128)	0.451(0.461)	0.758(0.761)	0.042	0.102(0.116)	0.455(0.477)	0.753(0.769)
	\mathcal{K}	0.034	0.256 (0.313)	0.828 (0.874)	0.992 (0.995)	0.048	0.251 (0.255)	0.864 (0.867)	0.988 (0.988)

Table 4: Case 4: Empirical sizes and powers. The results are based on the 5% significance level. The power number in small bracket indicates the size corrected power based empirical 95% quantile not asymptotic. (i) indicates the case of $y_1 > 1, y_2 > 1$, (ii) does $y_1 > 1, y_2 < 1$, (iii) does $y_1 < 1, y_2 > 1$, and (iv) does $y_1 < 1, y_2 < 1$.

Figure 1: Power divergence in Case 1. T1, T2 stand for \mathcal{L} and $\tilde{\mathcal{L}}$ respectively. K stands for \mathcal{K} .

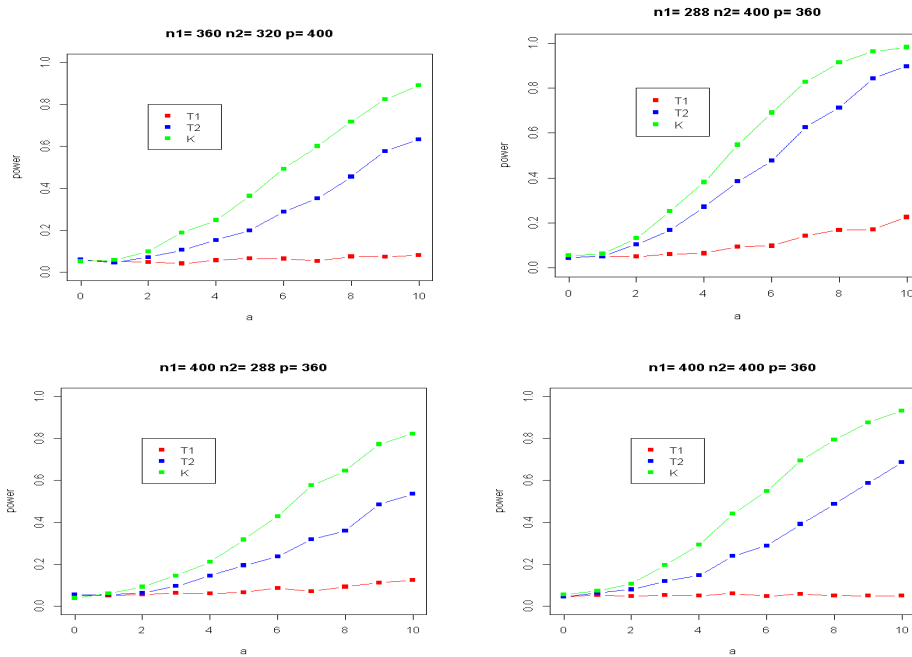


Figure 2: Power divergence in Case 2. T1, T2 stand for \mathcal{L} and $\tilde{\mathcal{L}}$ respectively. K stands for \mathcal{K} .

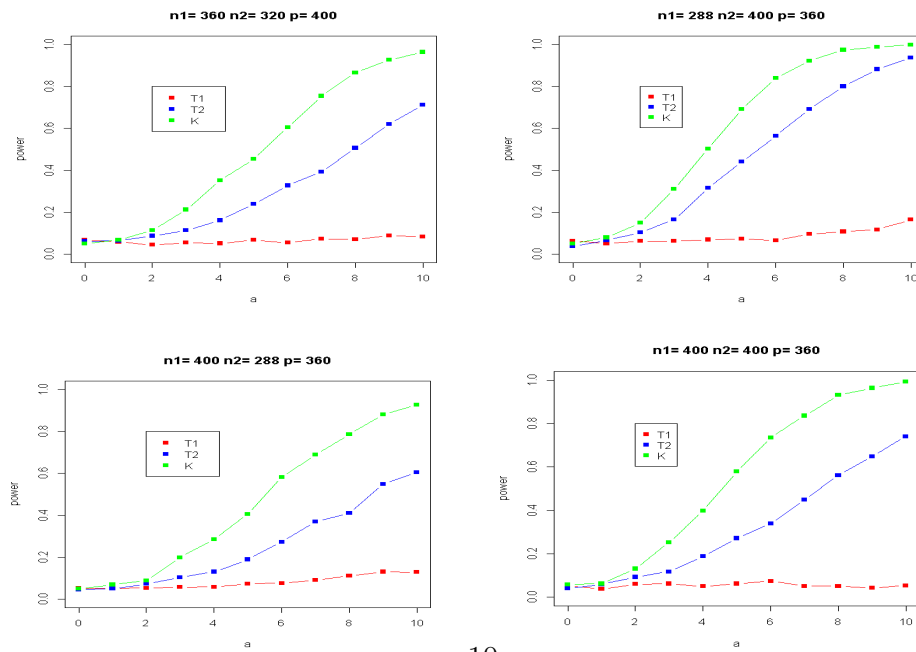


Figure 3: Power divergence in Case 1. T1, T2 stand for \mathcal{L} and $\tilde{\mathcal{L}}$ respectively. K stands for \mathcal{K} .

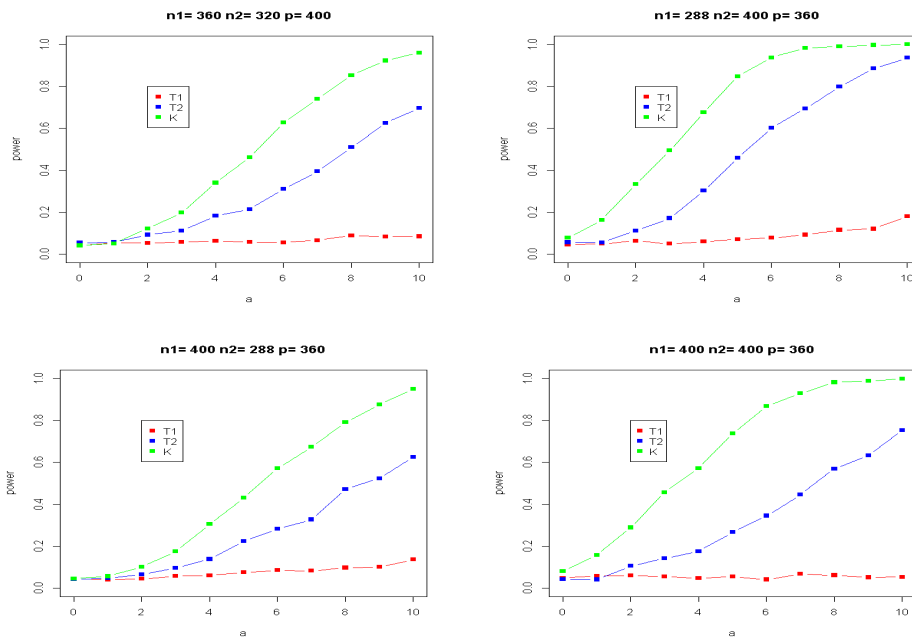
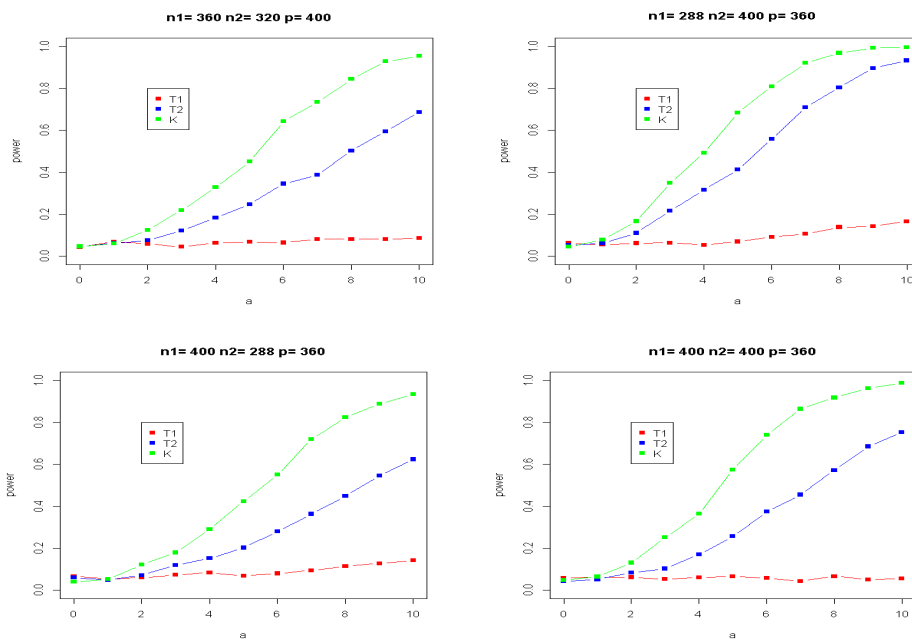


Figure 4: Power divergence in Case 1. T1, T2 stand for \mathcal{L} and $\tilde{\mathcal{L}}$ respectively. K stands for \mathcal{K} .



4 Conclusion

In this paper, we suggest an alternative invariant test, named as \mathcal{K} , to two modified LRTs by Zhang et al. (2019) for the equality of two large scale covariance matrices. It is based on the sum of eigenvalues of $\mathbf{B}_n = n_1 S_{n_1} (n_1 S_{n_1} + n_2 S_{n_2})^{-1}$. We find the asymptotic null distribution of \mathcal{K} , when all n_1, n_2, p approach ∞ at the same rate. The numerical study shows the new invariant test is more powerful than the modified LRTs by Zhang et al. (2019) in all cases we consider. However, we do not claim the proposed \mathcal{K} is the most powerful for the problem because, as we learn from lower dimensional cases, there could be more powerful one than \mathcal{K} for some settings.

Acknowledgement

This research is supported by National Research Foundation of Korea (Grant Number: NRF-2017R1A2B 2012264).

Appendix: Proof of Theorem 1

We will use the Cauchy's residue theorem and Lemma A.1. in Zhang et al. (2019).

Lemma 2 (Zhang et al. 2019, Lemma A.1). *In addition to the Moments Assumption and the Dimensions Assumption, we further assume that:*

- (1) as $\min\{p, n_1, n_2\} \rightarrow \infty$, $y_1 \rightarrow \gamma_1 \in (0, 1) \cup (1, \infty)$, $y_2 \rightarrow \gamma_2 \in (0, 1) \cup (1, \infty)$, and $\alpha_n \rightarrow \alpha > 0$.
- (2) let f_1, \dots, f_k be the analytic functions on an open region containing the interval $[a_l, a_r]$, where $a_l = v^{-1}(1 - \sqrt{\gamma_1})^2$, $a_r = 1 - \alpha v^{-1}(1 - \sqrt{\gamma_2})^2$, and v is defined as $v = \left(1 + \frac{\gamma_1}{\gamma_2}\right) \left(1 - \sqrt{\frac{\gamma_1 \gamma_2}{\gamma_1 + \gamma_2}}\right)^2$.

Then, as $\min\{p, n_1, n_2\} \rightarrow \infty$, the random vector

$$\left(\int f_i dG_n \right)_{i=1, \dots, k}$$

converges weakly to a Gaussian vector $(G_{f_1}, \dots, G_{f_k})$ with mean functions

$$\mathbb{E}G_{f_i} = \frac{1}{4\pi i} \oint f_i \left(\frac{z}{\alpha + z} \right) d \log \left(\frac{(1 - \gamma_2)m_3^2(z) + 2m_3(z) + 1 - \gamma_1}{(1 + m_3(z))^2} \right)$$

$$\begin{aligned}
& + \frac{\Delta_1}{2\pi i} \oint \gamma_1 f_i \left(\frac{z}{\alpha + z} \right) (1 + m_3(z))^{-3} dm_3(z) \\
& + \frac{\Delta_2}{4\pi i} \oint f_i \left(\frac{z}{\alpha + z} \right) \left(1 - \frac{\gamma_2 m_3^2(z)}{(1 + m_3(z))^2} \right) d \log \left(1 - \frac{\gamma_2 m_3^2(z)}{(1 + m_3(z))^2} \right) \quad (7)
\end{aligned}$$

and covariance functions

$$\begin{aligned}
\text{Cov}(G_{f_i}, G_{f_j}) &= -\frac{1}{2\pi^2} \oint \oint \frac{f_i \left(\frac{z_1}{\alpha + z_1} \right) f_j \left(\frac{z_2}{\alpha + z_2} \right) dm_3(z_1) dm_3(z_2)}{(m_3(z_1) - m_3(z_2))^2} \\
& - \frac{\gamma_1 \Delta_1 + \gamma_2 \Delta_2}{4\pi^2} \oint \oint \frac{f_i \left(\frac{z_1}{\alpha + z_1} \right) f_j \left(\frac{z_2}{\alpha + z_2} \right) dm_3(z_1) dm_3(z_2)}{(m_3(z_1) + 1)^2 (m_3(z_2) + 1)^2} \quad (8)
\end{aligned}$$

where

$$\begin{aligned}
m_0(z) &= \frac{(1 + \gamma_1)(1 - z) - \alpha z(1 - \gamma_2)}{2z(1 - z)(\gamma_1(1 - z) + \alpha z \gamma_2)} \\
& \quad + \frac{\sqrt{((1 - \gamma_1)(1 - z) + \alpha z(1 - \gamma_2))^2 - 4\alpha z(1 - z)}}{2z(1 - z)(\gamma_1(1 - z) + \alpha z \gamma_2)} - \frac{1}{z}, \\
m_1(z) &= \frac{\alpha}{(\alpha + z)^2} m_0 \left(\frac{z}{\alpha + z} \right) - \frac{1}{\alpha + z}, \\
m_2(z) &= -\frac{1 - \gamma_1}{z} + \gamma_1 m_1(z), \\
m_{mp}^{\gamma_2}(z) &= \frac{1 - \gamma_2 - z + \sqrt{(z - 1 - \gamma_2)^2 - 4\gamma_2}}{2\gamma_2 z}, \\
m_3(z) &= \gamma_2 m_{mp}^{\gamma_2}(-m_2(z)) + \frac{1 - \gamma_2}{m_2(z)}.
\end{aligned}$$

All of the above contour integrals can be evaluated on any contour enclosing the interval $\left[\frac{\alpha c_l}{1 - c_l}, \frac{\alpha c_r}{1 - c_r} \right]$.

Proof of Theorem 1. The proof of Theorem 1 consists of three parts: the proof of the limit part l_n , the proof of the limit part μ_n , and the proof of the limit part σ_n^2 .

Proof of the limit part l_n . We need to calculate the following integrals:

$$\int_{x_l}^{x_r} x \frac{(\alpha_n + 1) \sqrt{(x_r - x)(x - x_l)}}{2\pi y_1 x(1 - x)} dx \quad \text{and} \quad (9)$$

$$\int_{x_l}^{x_r} (1-x) \frac{(\alpha_n + 1) \sqrt{(x_r - x)(x - x_l)}}{2\pi y_1 x(1-x)} dx. \quad (10)$$

To get these values, we choose a transformation

$$x = \frac{y_2 |y_1 + h\xi|^2}{(y_1 + y_2)^2}. \quad (11)$$

We can see that the integral (9) is rewritten as

$$(9) = \frac{y_2 h^2 i}{4\pi(y_1 + y_2)} \oint_{|\xi|=1} \frac{(\xi^2 - 1)^2}{\xi^3 |y_2 - h\xi|^2} d\xi.$$

The singularities of the integrand are 0, $\frac{y_2}{h}$, and $\frac{h}{y_2}$. If $y_2 > 1$, then $y_2^2 - h^2 = (y_1 + y_2)(y_2 - 1) > 0$, so $y_2 > h$. It implies that if $y_2 > 1$, $\frac{y_2}{h}$ is not a pole, thus 0 and $\frac{h}{y_2}$ are only poles of the integrand. On the other hand, if $y_2 < 1$, then $y_2 < h$ and thus 0 and $\frac{y_2}{h}$ are only poles of the integrand. First, we assume $y_2 > 1$. Using Cauchy's residue theorem, we get the following result:

$$\begin{aligned} (9) &= \frac{y_2 h^2 i}{4\pi(y_1 + y_2)} 2\pi i \left[\frac{d}{d\xi} \frac{(\xi^2 - 1)^2}{(y_2 - h\xi)(y_2\xi - h)} \Big|_{\xi=0} + \frac{(\xi^2 - 1)^2}{y_2 \xi^2 (y_2 - h\xi)} \Big|_{\xi=\frac{h}{y_2}} \right] \\ &= \frac{h^2}{y_2(y_1 + y_2)}. \end{aligned}$$

Next, we assume $y_2 < 1$. Using Cauchy's residue theorem again, we can calculate the integral (9) as

$$\begin{aligned} (9) &= \frac{y_2 h^2 i}{4\pi(y_1 + y_2)} \left[\frac{d}{d\xi} \frac{(\xi^2 - 1)^2}{(y_2 - h\xi)(y_2\xi - h)} \Big|_{\xi=0} - \frac{(\xi^2 - 1)^2}{h\xi^2 (y_2\xi - h)} \Big|_{\xi=\frac{y_2}{h}} \right] \\ &= \frac{y_2}{y_1 + y_2}. \end{aligned}$$

Now, we consider the integral (10). Using the transformation (11), the integral (10) is rewritten as

$$(10) = \frac{y_1 h^2 i}{4\pi(y_1 + y_2)} \oint_{|\xi|=1} \frac{(\xi^2 - 1)^2}{\xi^3 |y_1 + h\xi|^2} d\xi.$$

We note that the singularities of the integrand of (10) are 0, $-\frac{y_1}{h}$, and $-\frac{h}{y_1}$ of which absolute values are greater than or less than 1 depending only on the size of y_1 . It implies that the value of (10) does not depend on the size of y_2 . Since

$\int_{x_l}^{x_r} \frac{(\alpha_n+1)\sqrt{(x_r-x)(x-x_l)}}{2\pi y_1 x(1-x)} dx = \frac{h^2}{y_1 y_2}$ for $y_1, y_2 > 1$, we can easily calculate the value of (10) when $y_1 > 1$ as

$$(10) = \frac{h^2}{y_1 y_2} - \frac{h^2}{y_2(y_1 + y_2)} = \frac{h^2}{y_1(y_1 + y_2)}.$$

Similarly, if $y_1 < 1$, then

$$(10) = 1 - \frac{y_2}{y_1 + y_2} = \frac{y_1}{y_1 + y_2}.$$

Here, we used the fact that $\int_{x_l}^{x_r} \frac{(\alpha_n+1)\sqrt{(x_r-x)(x-x_l)}}{2\pi y_1 x(1-x)} dx = 1$ for $y_1, y_2 < 1$. \square

Proof of the limit part μ_n . According to Lemma 5.1 in Bai et al. (2015), m_3 satisfies the equation

$$z = -\frac{m_3(m_3 + 1 - y_1)}{(1 - y_2)(m_3 + \frac{1}{1-y_2})}.$$

As in the proof of the limit part $\tilde{\mu}_n$ of Theorem 2.5 in Zhang et al. (2019), by making an integral conversion

$$z = \frac{(1 + hr\xi)(1 + \frac{h}{r\xi})}{(1 - y_2)^2},$$

where r is a number greter than but close to 1, m_3 satisfies

$$\frac{(1 + hr\xi)(1 + \frac{h}{r\xi})}{(1 - y_2)^2} = -\frac{m_3(m_3 + 1 - y_1)}{(1 - y_2)m_3 + 1}.$$

By the above equation, we can obtain $m_3 = -\frac{1+\frac{h}{r\xi}}{1-y_2}$ or $m_3 = -\frac{1+hr\xi}{1-y_2}$. When z runs in the positive direction around the contour enclosing the interval $[\frac{\alpha c_l}{1-c_l}, \frac{\alpha c_r}{1-c_r}]$, m_3 runs in the opposite direction. Thus, by substituting

$$m_3(z) = \begin{cases} -\frac{1 + \frac{h}{r\xi}}{1 - y_2} & \text{if } y_2 > 1, \\ -\frac{1 + hr\xi}{1 - y_2} & \text{if } y_2 < 1, \end{cases}$$

where r is a real number greater than but close to 1, we observe the followings :

$$\frac{z}{\alpha + z} = \frac{(\xi + \frac{1}{hr}) (\xi + \frac{h}{r})}{(\xi + \frac{y_2}{hr}) (\xi + \frac{h}{y_2 r})},$$

$$\begin{aligned}
& d \log \left(\frac{(1-y_2)m_3^2(z) + 2m_3(z) + 1 - y_1}{(1+m_3(z))^2} \right) \\
&= \begin{cases} \left(\frac{1}{\xi - \frac{1}{r}} + \frac{1}{\xi + \frac{1}{r}} - \frac{2}{\xi + \frac{h}{y_2 r}} \right) d\xi & \text{if } y_2 > 1, \\ \left(\frac{1}{\xi - \frac{1}{r}} + \frac{1}{\xi + \frac{1}{r}} - \frac{2}{\xi + \frac{y_2}{hr}} \right) d\xi & \text{if } y_2 < 1, \end{cases} \\
(1+m_3(z))^{-3} dm_3(z) &= \begin{cases} \frac{(1-y_2)^2 h}{y_2^3} \frac{1}{(\xi + \frac{y_2}{hr})^3} d\xi & \text{if } y_2 > 1, \\ \frac{(1-y_2)^2}{h^2} \frac{1}{(\xi + \frac{y_2}{hr})^3} d\xi & \text{if } y_2 < 1, \end{cases} \\
\left(1 - \frac{y_2 m_3^2(z)}{(1+m_3(z))^2} \right) d \log \left(1 - \frac{y_2 m_3^2(z)}{(1+m_3(z))^2} \right) \\
&= \begin{cases} \frac{(y_2-1)(\xi^2 - \frac{h^2}{y_2 r^2})}{y_2 (\xi + \frac{h}{y_2 r})^2} \left(\frac{2\xi}{\xi^2 - \frac{h^2}{y_2 r^2}} - \frac{2}{\xi + \frac{h}{y_2 r}} \right) d\xi & \text{if } y_2 > 1, \\ \frac{(1-y_2)(\xi^2 - \frac{y_2}{h^2 r^2})}{(\xi + \frac{y_2}{hr})^2} \left(\frac{2\xi}{\xi^2 - \frac{y_2}{h^2 r^2}} - \frac{2}{\xi + \frac{y_2}{hr}} \right) d\xi & \text{if } y_2 < 1. \end{cases}
\end{aligned}$$

First, we assume $y_2 > 1$. Then, the mean part is same with

$$\mathbb{E}G_{f_1} = \lim_{r \downarrow 1} \frac{1}{4\pi i} \oint_{|\xi|=1} \frac{z}{\alpha + z} \left(\frac{1}{\xi - \frac{1}{r}} + \frac{1}{\xi + \frac{1}{r}} - \frac{2}{\xi + \frac{h}{y_2 r}} \right) d\xi \quad (12)$$

$$+ \lim_{r \downarrow 1} \frac{-y_1 \Delta_1}{2\pi i} \oint_{|\xi|=1} \frac{z}{\alpha + z} \frac{(1-y_2)^2 h}{y_2^3} \frac{\xi}{(\xi + \frac{h}{y_2 r})^3} d\xi \quad (13)$$

$$+ \lim_{r \downarrow 1} \frac{\Delta_2}{4\pi i} \oint_{|\xi|=1} \frac{z}{\alpha + z} \frac{(y_2-1)(\xi^2 - \frac{h^2}{y_2 r^2})}{y_2 (\xi + \frac{h}{y_2 r})^2} \left(\frac{2\xi}{\xi^2 - \frac{h^2}{y_2 r^2}} - \frac{2}{\xi + \frac{h}{y_2 r}} \right) d\xi. \quad (14)$$

In (12), the poles are $\pm \frac{1}{r}$ and $-\frac{h}{y_2 r}$. Hence, (12) can be calculated as

$$\begin{aligned}
(12) &= \lim_{r \downarrow 1} \frac{1}{4\pi i} \oint_{|\xi|=1} \frac{(\xi + \frac{1}{hr})(\xi + \frac{h}{r})}{(\xi + \frac{y_2}{hr})(\xi + \frac{h}{y_2 r})} \left(\frac{1}{\xi - \frac{1}{r}} + \frac{1}{\xi + \frac{1}{r}} - \frac{2}{\xi + \frac{h}{y_2 r}} \right) d\xi \\
&= \frac{1}{2} \left[\left. \frac{(\xi + \frac{1}{hr})(\xi + \frac{h}{r})}{(\xi + \frac{y_2}{hr})(\xi + \frac{h}{y_2 r})} \right|_{\xi=\frac{1}{r}} + \left. \frac{(\xi + \frac{1}{hr})(\xi + \frac{h}{r})}{(\xi + \frac{y_2}{hr})(\xi + \frac{h}{y_2 r})} \right|_{\xi=-\frac{1}{r}} \right]
\end{aligned}$$

$$\begin{aligned}
& + \frac{(\xi + \frac{1}{hr})(\xi + \frac{h}{r})}{(\xi + \frac{y_2}{hr})} \left(\frac{1}{\xi - \frac{1}{r}} + \frac{1}{\xi + \frac{1}{r}} \right) \Big|_{\xi = -\frac{h}{y_2r}} - 2 \frac{d}{d\xi} \frac{(\xi + \frac{1}{hr})(\xi + \frac{h}{r})}{(\xi + \frac{y_2}{hr})} \Big|_{\xi = -\frac{h}{y_2r}} \\
& = 0.
\end{aligned}$$

Here, we used the relations $(y_1^2 - h^2) = (y_1 + y_2)(y_1 - 1)$ and $(y_1 - h^2) = y_2(y_1 - 1)$. Similarly, (13) and (14) can be calculated as follows :

$$\begin{aligned}
(13) & = \lim_{r \downarrow 1} \frac{-y_1(1-y_2)^2 h \Delta_1}{2\pi i y_2^3} \oint_{|\xi|=1} \frac{\xi(\xi + \frac{1}{hr})(\xi + \frac{h}{r})}{(\xi + \frac{y_2}{hr})(\xi + \frac{h}{y_2r})^4} d\xi \\
& = \lim_{r \downarrow 1} \frac{-y_1(1-y_2)^2 h \Delta_1}{y_2^3} \frac{1}{6} \frac{d^3}{d\xi^3} \frac{\xi(\xi + \frac{1}{hr})(\xi + \frac{h}{r})}{(\xi + \frac{y_2}{hr})} \Big|_{\xi = -\frac{h}{y_2r}} \\
& = -\frac{\Delta_1 h^2 y_1^2 y_2^2}{(y_1 + y_2)^4}, \\
(14) & = \lim_{r \downarrow 1} \frac{\Delta_2}{4\pi i} \oint_{|\xi|=1} \frac{(\xi + \frac{1}{hr})(\xi + \frac{h}{r})(y_2 - 1)(\xi^2 - \frac{h^2}{y_2 r^2})}{(\xi + \frac{y_2}{hr})(\xi + \frac{h}{y_2r})^2} \left(\frac{2\xi}{\xi^2 - \frac{h^2}{y_2 r^2}} - \frac{2}{\xi + \frac{h}{y_2r}} \right) d\xi \\
& = \lim_{r \downarrow 1} \frac{\Delta_2(y_2 - 1)}{2\pi i y_2} \left[\oint_{|\xi|=1} \frac{\xi(\xi + \frac{1}{hr})(\xi + \frac{h}{r})}{(\xi + \frac{y_2}{hr})(\xi + \frac{h}{y_2r})^3} d\xi \right. \\
& \quad \left. + \oint_{|\xi|=1} \frac{(\xi + \frac{1}{hr})(\xi + \frac{h}{r})(\xi^2 - \frac{h^2}{y_2 r^2})}{(\xi + \frac{y_2}{hr})(\xi + \frac{h}{y_2r})^4} d\xi \right] \\
& = \lim_{r \downarrow 1} \frac{\Delta_2(y_2 - 1)}{y_2} \left[\frac{1}{2} \frac{d^2}{d\xi^2} \frac{\xi(\xi + \frac{1}{hr})(\xi + \frac{h}{r})}{(\xi + \frac{y_2}{hr})} \right. \\
& \quad \left. + \frac{1}{6} \frac{d^3}{d\xi^3} \frac{(\xi + \frac{1}{hr})(\xi + \frac{h}{r})(\xi^2 - \frac{h^2}{y_2 r^2})}{(\xi + \frac{y_2}{hr})} \right]_{\xi = -\frac{h}{y_2r}} \\
& = \frac{\Delta_2 h^2 y_1^2 y_2^2}{(y_1 + y_2)^4}.
\end{aligned}$$

Therefore, when $y_2 > 1$,

$$\mathbb{E}G_{f_1} = -\frac{\Delta_1 h^2 y_1^2 y_2^2}{(y_1 + y_2)^4} + \frac{\Delta_2 h^2 y_1^2 y_2^2}{(y_1 + y_2)^4}.$$

For the case in which $y_2 < 1$, we observe

$$\mathbb{E}G_{f_1} = \lim_{r \downarrow 1} \frac{1}{4\pi i} \oint_{|\xi|=1} \frac{z}{\alpha + z} \left(\frac{1}{\xi - \frac{1}{r}} + \frac{1}{\xi + \frac{1}{r}} - \frac{2}{\xi + \frac{y_2}{hr}} \right) d\xi \quad (15)$$

$$+ \lim_{r \downarrow 1} \frac{-y_1 \Delta_1}{2\pi i} \oint_{|\xi|=1} \frac{z}{\alpha + z} \frac{(1 - y_2)^2}{h^2} \frac{\xi}{\left(\xi + \frac{y_2}{hr}\right)^3} d\xi \quad (16)$$

$$+ \lim_{r \downarrow 1} \frac{\Delta_2}{4\pi i} \oint_{|\xi|=1} \frac{z}{\alpha + z} \frac{(1 - y_2)(\xi^2 - \frac{y_2}{h^2 r^2})}{\left(\xi + \frac{y_2}{hr}\right)^2} \left(\frac{2\xi}{\xi^2 - \frac{y_2}{h^2 r^2}} - \frac{2}{\xi + \frac{y_2}{hr}} \right) d\xi. \quad (17)$$

Through a simple calculation similar to the above, we can show

$$\mathbb{E}G_{f_1} = -\frac{\Delta_1 h^2 y_1^2 y_2^2}{(y_1 + y_2)^4} + \frac{\Delta_2 h^2 y_1^2 y_2^2}{(y_1 + y_2)^4}.$$

when $y_2 < 1$. Therefore, it holds that

$$\mu_n = -\frac{\Delta_1 h^2 y_1^2 y_2^2}{(y_1 + y_2)^4} + \frac{\Delta_2 h^2 y_1^2 y_2^2}{(y_1 + y_2)^4}.$$

Finally, we note that according to the equation (5) the expectation of the LSS of \mathcal{P}_2 is the opposite sign of that of \mathcal{P}_1 . \square

Proof of the limit part σ_n^2 . We need to calculate the following integral :

$$\begin{aligned} \text{Var}(G_{f_1}) &= -\frac{1}{2\pi^2} \oint \oint \frac{z_1}{\alpha + z_1} \frac{z_2}{\alpha + z_2} \frac{dm_3(z_1)dm_3(z_2)}{(m_3(z_1) - m_3(z_2))^2} \\ &\quad - \frac{\gamma_1 \Delta_1 + \gamma_2 \Delta_2}{4\pi^2} \oint \oint \frac{z_1}{\alpha + z_1} \frac{z_2}{\alpha + z_2} \frac{dm_3(z_1)dm_3(z_2)}{(m_3(z_1) + 1)^2 (m_3(z_2) + 1)^2} \end{aligned} \quad (18)$$

First, we consider the case in which $y_2 > 1$. In this case, we observe

$$\begin{aligned} \frac{dm_3(z_1)dm_3(z_2)}{(m_3(z_1) - m_3(z_2))^2} &= \frac{(1 - y_2)^2}{\left(\frac{h}{r_1 \xi_1} - \frac{h}{r_2 \xi_2}\right)^2} \frac{hd\xi_1}{(1 - y_2)r_1 \xi_1^2} \frac{hd\xi_2}{(1 - y_2)r_2 \xi_2^2} = \frac{r_1 r_2 d\xi_1 d\xi_2}{(r_1 \xi_1 - r_2 \xi_2)^2}, \\ \frac{dm_3(z_1)}{(m_3(z_1) + 1)^2} &= \frac{(1 - y_2)^2}{\left(y_2 + \frac{h}{r_1 \xi_1}\right)^2} \frac{hd\xi_1}{(1 - y_2)r_1 \xi_1^2} = \frac{(1 - y_2)r_1 hd\xi_1}{(y_2 r_1 \xi_1 + h)^2}, \\ \frac{dm_3(z_2)}{(m_3(z_2) + 1)^2} &= \frac{(1 - y_2)^2}{\left(y_2 + \frac{h}{r_2 \xi_2}\right)^2} \frac{hd\xi_2}{(1 - y_2)r_2 \xi_2^2} = \frac{(1 - y_2)r_2 hd\xi_2}{(y_2 r_2 \xi_2 + h)^2}. \end{aligned}$$

Assuming $r_1 < r_2$ without loss of generality, the first term of (18) can be calculated as follows.

$$-\frac{1}{2\pi^2} \oint \oint \frac{z_1}{\alpha + z_1} \frac{z_2}{\alpha + z_2} \frac{dm_3(z_1)dm_3(z_2)}{(m_3(z_1) - m_3(z_2))^2}$$

$$\begin{aligned}
&= \lim_{r_2 \downarrow 1} \lim_{r_1 \downarrow 1} -\frac{1}{2\pi^2} \oint_{|\xi_2|=1} \frac{\left(\xi_2 + \frac{1}{hr_2}\right) \left(\xi_2 + \frac{h}{r_2}\right)}{\left(\xi_2 + \frac{y_2}{hr_2}\right) \left(\xi_2 + \frac{h}{y_2r_2}\right)} \\
&\quad \left[\oint_{|\xi_1|=1} \frac{\left(\xi_1 + \frac{1}{hr_1}\right) \left(\xi_1 + \frac{h}{r_1}\right)}{\left(\xi_1 + \frac{y_2}{hr_1}\right) \left(\xi_1 + \frac{h}{y_2r_1}\right)} \frac{r_1r_2}{(r_1\xi_1 - r_2\xi_2)^2} d\xi_1 \right] d\xi_2 \\
&= \lim_{r_2 \downarrow 1} \frac{1}{\pi i} \oint_{|\xi_2|=1} \frac{\left(\xi_2 + \frac{1}{hr_2}\right) \left(\xi_2 + \frac{h}{r_2}\right)}{\left(\xi_2 + \frac{y_2}{hr_2}\right) \left(\xi_2 + \frac{h}{y_2r_2}\right)} \frac{h(y_2 - h^2)(y_2 - 1)}{y_2r_2(y_2^2 - h^2) \left(\xi_2 + \frac{h}{y_2r_2}\right)} d\xi_2 \\
&= \frac{2h^2y_1^2y_2^2}{(y_1 + y_2)^4}
\end{aligned}$$

The second term of (18) can be expressed as

$$\begin{aligned}
&-\frac{y_1\Delta_1 + y_2\Delta_2}{4\pi^2} \oint \oint \frac{z_1}{\alpha + z_1} \frac{z_2}{\alpha + z_2} \frac{dm_3(z_1)dm_3(z_2)}{(m_3(z_1) + 1)^2(m_3(z_2) + 1)^2} \\
&= -\frac{y_1\Delta_1 + y_2\Delta_2}{4\pi^2} \oint \frac{z_1}{\alpha + z_1} \frac{dm_3(z_1)}{(m_3(z_1) + 1)^2} \times \oint \frac{z_2}{\alpha + z_2} \frac{dm_3(z_2)}{(m_3(z_2) + 1)^2} \\
&= (y_1\Delta_1 + y_2\Delta_2) \left(-\frac{h^2y_1y_2}{(y_1 + y_2)^3} \right)^2 = (y_1\Delta_1 + y_2\Delta_2) \frac{h^4y_1^2y_2^2}{(y_1 + y_2)^6}
\end{aligned}$$

Therefore, we get the desired result :

$$\sigma_n^2 = \frac{2h^2y_1^2y_2^2}{(y_1 + y_2)^4} + (y_1\Delta_1 + y_2\Delta_2) \frac{h^4y_1^2y_2^2}{(y_1 + y_2)^6}$$

When $y_2 < 1$, by the symmetry of $\frac{dm_3(z_1)dm_3(z_2)}{(m_3(z_1) - m_3(z_2))^2}$, it is the same as the previous case and

$$\begin{aligned}
\frac{dm_3(z_1)}{(m_3(z_1) + 1)^2} &= \frac{(1 - y_2)^2}{(y_2 + hr_1\xi_1)^2} \frac{hr_1d\xi_1}{y_2 - 1} = \frac{(y_2 - 1)r_1hd\xi_1}{(hr_1\xi_1 + y_2)^2} \\
\frac{dm_3(z_2)}{(m_3(z_2) + 1)^2} &= \frac{(1 - y_2)^2}{(y_2 + hr_2\xi_2)^2} \frac{hr_2d\xi_2}{y_2 - 1} = \frac{(y_2 - 1)r_2hd\xi_2}{(hr_2\xi_2 + y_2)^2}.
\end{aligned}$$

Using the above relations, one can easily show that the variance of the LSS is equal to that in the case in which $y_2 > 1$. \square

These complete the proof of Theorem 1. \square

References

- Anderson, T.W. (2003). *An Introduction to Multivariate Statistical Analysis, 3rd edition*, John Wiley & Sons, New York.
- Bai, Z. and Silverstein, J. (2010) *CLT for Linear Spectral Statistics*, Springer, New York.
- Bai, Z., Hu, J., Pan, G. and Zhou, W. (2015) Convergence of the empirical spectral distribution function of Beta matrices. *Bernoulli*, **21(3)**, 1538-1574.
- Zhang, Q., Hu, J. and Bai, Z. (2019) Invariant test based on the modified correction to lrt for the equality of two high-dimensional covariance matrices. *Electronic Journal of Statistics*, **13(1)**, 850-881.