

# The trouble with 2<sup>nd</sup> order models or how to generate stop-and-go traffic in a 1<sup>st</sup> order model

Jakob Cordes<sup>1</sup>, Andreas Schadschneider<sup>1</sup>, and Antoine Tordeux<sup>2</sup>

<sup>1</sup> Institut für Theoretische Physik, Universität zu Köln, Germany  
jcordes@thp.uni-koeln.de, as@thp.uni-koeln.de

<sup>2</sup> Institut für Sicherheitstechnik, Bergische Universität Wuppertal, Germany  
tordeux@uni-wuppertal.de

**Abstract.** Classical second order models of pedestrian dynamics, like the social-force model, suffer from various unrealistic behaviors in the dynamics, e.g. backward motion, oscillations and overlapping of pedestrians. These effects are not related to the discretization of the equations of motion, but intrinsic to the dynamics. They are the consequence of strong inertia effects that usually appear in second order models. We show that the experimentally observed stop-and-go behavior, which is an important test for any pedestrian model, can be reproduced with a stochastic first order model that does not suffer from the dynamical artefacts resulting from strong inertia. The model provides a new mechanism for stop-and-go behavior which is based on correlated noise.

**Keywords:** Pedestrian single-file motion, stop-and-go dynamics, first order microscopic models, coloured noise

## 1 Introduction

In recent years, growing evidence suggests that models of pedestrian dynamics based on second order differential equations suffer from intrinsic problems that are not related to numerical issues, e.g. insufficient discretization of the differential equations. In many second order models, unrealistic behaviors like unmotivated backward motion, oscillations of the direction of motion or overlapping for pedestrian and other traffic models have been observed [1,2,3].

In [4], the influence of the type of interaction force on the dynamics has been studied in a one-dimensional single-file scenario. It has been found that unrealistic behavior is related to instability phenomena and stop-and-go waves in these models. However, since stop-and-go waves have been observed in experiments with pedestrians [5,6,7] their reproduction is a benchmark test for any model of pedestrian dynamics.

Here, we will address this problem from a slightly different perspective. Instead of considering the influence of the specific force used, we will argue that the inertia term in the second order model is responsible for many unrealistic behaviors observed. We propose a minimal first order model, i.e. a model which has no inertia term related to the physical mass, which is able to reproduce the

basic properties of stop-and-go waves observed in single-file experiments with pedestrians. The mechanism for the formation of these waves is different than the classical mechanism which is based on the fact that the homogeneous solution becomes unstable. In our model, it is stable for all densities and the stop-and-go waves are triggered by an additive *correlated* noise.

## 2 The Model

The Optimal Velocity (OV) models are a class of models set by an optimal velocity function  $V(\cdot)$  which typically depends on the headway  $\Delta x$ . The simplest OV model is the first order model

$$\dot{x}_n(t) = V(\Delta x_n(t)). \quad (1)$$

In order to incorporate more realistic behaviour a reaction time  $\tau_R$  can be added as a delay [8]

$$\dot{x}_n(t + \tau_R) = V(\Delta x_n(t)). \quad (2)$$

A Taylor expansion on the left hand side gives the second order model proposed by Bando et al. [9] with the sensitivity  $a = \frac{1}{\tau_R}$ . Another important process in traffic is anticipation. Agents extrapolate the current situation in order to reduce the reaction time [10]. This helps to avoid collisions and allows a smoother and faster flow. Therefore an anticipation time  $\tau_A$  is added on the right hand side

$$\dot{x}_n(t + \tau_R) = V(\Delta x_n(t + \tau_A)). \quad (3)$$

Obviously (3) can be brought into the form of (2) with  $\tau_R \rightarrow \tau_R - \tau_A$  by shifting the time. A specific form of the Full-Velocity-Difference (FVD) model, which has been proposed in [11], can be derived when Taylor expansions are performed independently in  $\tau_A$  and  $\tau_R$ :

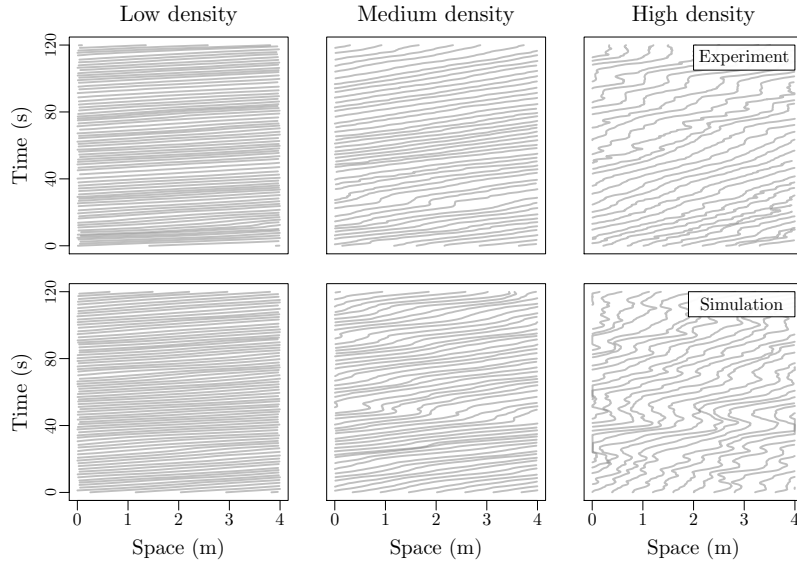
$$\ddot{x}_n(t) = \frac{1}{\tau_R} \left[ V(\Delta x_n(t)) - \dot{x}_n(t) \right] + \frac{\tau_A}{\tau_R} \Delta \dot{x}_n(t) V'(\Delta x_n(t)). \quad (4)$$

This is a second order model which does not have an inertia term related to the physical mass  $m$ . Instead it has an effective inertia which is determined by the two times  $\tau_A$  and  $\tau_R$ . The models (3) and (4) have the same stability condition

$$\tau_R - \tau_A < \frac{T}{2}, \quad (5)$$

where a linear OV function  $V(d) = (d - l)/T$  with a desired time gap  $T$  and a size  $l$  of the agents has been assumed for congested states [11,12]. The case  $\tau_A > \tau_R$  is unrealistic because it corresponds to a motion which chooses the velocity optimal according to the situation in the future.  $\tau_R = \tau_A$  corresponds to a full compensation of the reaction time. If, in this case, (4) is combined with a white noise  $\alpha \xi_n(t)$  one gets

$$\begin{aligned} \dot{x}_n(t) &= V(\Delta x_n(t)) + \epsilon_n(t); \\ \dot{\epsilon}_n(t) &= -\frac{1}{\tau} \epsilon_n(t) + \alpha \xi_n(t), \end{aligned} \quad (6)$$



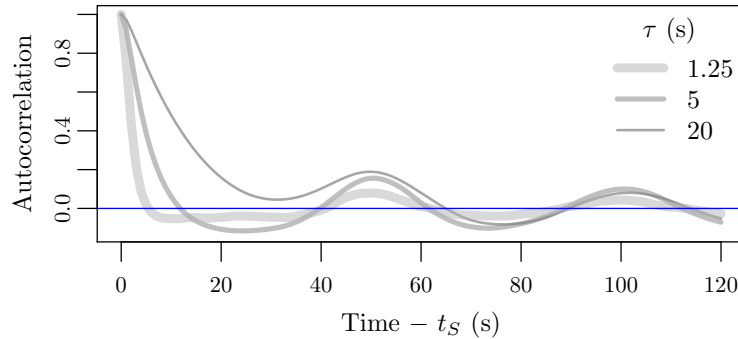
**Fig. 1.** Empirical (top panels) and simulated (bottom panels) trajectories for different densities ( $N = 28, 45, 62$  from left to right). The initial configuration is homogeneous, both in the experiments and the simulations.

where the model has been rewritten as a first order OV model with a correlated truncated Brownian noise  $\epsilon_n(t)$  described by the Orstein-Uhlenbeck process [13]. Eq. (6) is the form in which the model has been proposed in [14]. In accordance with condition (5) it is always linearly stochastically stable, since the deterministic model is intrinsically stable while the noise is additive and independent of the vehicle states. Note that (6) is a genuine first order equation in the position variables  $x_n$  since the second equation is the definition of the noise that does not involve the variables  $x_n(t)$ .

### 3 Simulations

The model (6) is analyzed numerically using the explicit Euler-Maruyama scheme with a time step  $\delta t = 0.01$  s. The parameter values are  $T = 1.02$  s,  $l = 0.34$  m,  $a = 0.09 \text{ ms}^{-3/2}$  and  $\tau = 4.4$  s, which are the statistical estimates in [14] with the data of [5,15]. The linear OV function stated above is used. According to the corresponding experimental situation the length is  $L = 27\text{m}$  and the boundary conditions are periodic. Simulations are carried out with  $N = 28, 45, 62$  pedestrians. For small densities a homogeneous free flow state is observed ( $N = 28$ ), while stop-and-go waves appear at higher densities ( $N = 45$  and  $N = 62$ ). The comparison with the empirical trajectories shows good agreement (Fig. 1).

The autocorrelation of the spacing for 50 agents for different noise parameters  $\tau$  and  $\alpha$  but a constant variance  $\sigma = \alpha\sqrt{\tau/2}$  is shown in Fig. 2. The system can



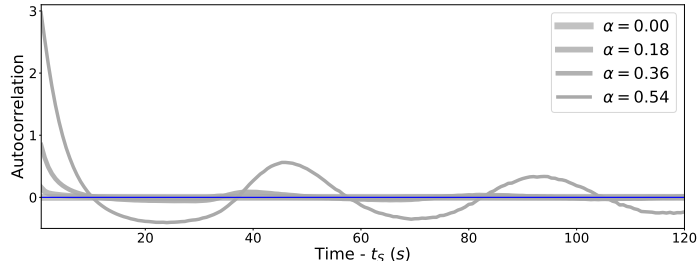
**Fig. 2.** Mean temporal correlation function of the distance spacing in the stationary state of (6) for different values of the noise parameter  $\tau$ . Parameter  $\alpha$  is chosen such that the noise amplitude is the same in all cases. The noise parameters do not influence the frequency of the waves, which only depends on  $N$  and  $T$ .

be supposed to be in the stationary state (simulation time  $t > t_s = 2 \cdot 10^5 s$ ). The period of the autocorrelation remains the same and stop-and-go behaviour is maintained in all cases but is less pronounced for smaller  $\tau$ , i.e. less correlated noise. For a more detailed analysis of the model we refer to [14].

The point to stress is the different mechanism of reproducing stop-and-go behaviour. In most continuous models (e.g. social-force model, deterministic OV models) the formation of a heterogeneous configuration is the consequence of a deterministic instability and can be described as a phase transition. In contrast, in model (6) the stop-and-go waves are part of the stationary state of the stochastic system. The system is permanently kicked out of the deterministically stable homogeneous configuration by the noise. This mechanism can also be reproduced in the delayed first order OV model, second order OV model and the FVD model if a white noise is added in the deterministic stable regime. This can be understood in the light of the connections between the models investigated in the last section.

To explore this mechanism further, the effect of noise on a different traffic model, namely the Gipps model, is investigated. In contrast to the other models presented here, Gipps' model is time-discrete and mainly considered for vehicular traffic. The update time  $\tau$  is also interpreted as the reaction time. It has a maximum acceleration  $a$ , maximum deceleration  $b$  and an estimated braking capability of the preceding car  $\hat{b}$ , according to these the cars choose their velocity. The stability of the homogeneous configuration of cars has been investigated by Wilson [16] and strongly depends on the underestimation of the braking ability of the preceding car  $\hat{b}$ .

Simulations are carried out in the deterministically stable regime with periodic boundary conditions. A white noise with amplitude  $\alpha$  is added to the velocity. The system can be assumed to be in a stationary state after waiting for  $t_s = 2 \cdot 10^5 s$ . In Fig. 3 the autocorrelation of the headway for different noise am-



**Fig. 3.** Mean temporal correlation function of the distance spacing in stationary states of the stochastic Gipps model for different values of the noise amplitude  $\alpha$ . The oscillations of the autocorrelation arise when a noise is added and get more pronounced with increasing amplitude  $\alpha$ . The corresponding parameters are  $a = 1.7 \frac{m}{s^2}$ ,  $\tau = \frac{2}{3}$  s,  $v_{\max} = 30 \frac{m}{s}$ ,  $b = 3.0 \frac{m}{s^2}$ ,  $\hat{b} = 2.9 \frac{m}{s^2}$ ,  $l = 6.5$  m with 50 cars on a ring of length 1000 m.

plitudes is shown. The autocorrelation begins to oscillate when a noise is added. The oscillations are getting more pronounced when  $\alpha$  is increased. The stable homogeneous configuration is destabilized by the noise and oscillating behaviour is observed in the stationary state.

Similar observations have been made in the social-force model as it has been defined in [17] when reduced to one dimension. However, it is not reproducible in the first order OV model with a white noise [14]. These findings indicate that the described mechanism is not specific but rather generic for continuous models. It can be reproduced if the model exhibits some inertia-like effect, such as a (inertial) mass, a reaction time (incorporated as a delay or an update time) or a relaxation time, as well as in first order models with a correlated noise.

## 4 Conclusion

In continuous second order pedestrian models, stop-and-go behaviour is produced if the inertia-related quantity is sufficiently large. However, this seems to lead generically to intrinsic problems, like oscillations, which only can be avoided by choosing unphysical parameters values. This has been already indicated by earlier work [4,18,19]. The results presented here strongly support this view and give new insights into the mechanism behind this behavior. Generically, the resulting effective inertia in these models is too strong and drives the model into a regime of damped oscillations instead of the overdamped region. We have proposed an alternative approach based on a first order model with a correlated noise that allows to overcome these problems while choosing realistic parameter values. The underlying mechanism seems to be generic and allows to overcome these problems for other models as well.

*Acknowledgments.* Financial support by Deutsche Forschungsgemeinschaft (DFG) under grant SCHA 636/9-1 and Bonn-Cologne Graduate School of Physics and

Astronomy (BCGS) and the German Excellence Initiative through the University of Cologne Forum "Classical and Quantum Dynamics of Interacting Particle Systems" is gratefully acknowledged.

## References

1. Davis, L. Modifications of the optimal velocity traffic model to include delay due to driver reaction time. *Physica A* **319**, 557–567 (2003).
2. Wilson, R. E., Berg, P., Hooper, S. & Lunt, G. Many-neighbour interaction and non-locality in traffic models. *Eur. Phys. J. B* **39**, 397–408 (2004).
3. Helbing, D. & Johansson, A. F. On the controversy around Daganzo's requiem for and Aw-Rasclé's resurrection of second-order traffic flow models. *Eur. Phys. J. B* **69**, 549–562 (2009).
4. Chraïbi, M. *et al.* Jamming transitions in force-based models for pedestrian dynamics. *Phys. Rev. E* **92**, 042809 (2015).
5. Portz, A. & Seyfried, A. Analyzing stop-and-go waves by experiment and modeling. In Peacock, R. D., Kuligowski, E. D. & Averill, J. D. (eds.) *Pedestrian and Evacuation Dynamics*, 577–586 (Springer, 2011).
6. Zhang, J. *et al.* Universal flow-density relation of single-file bicycle, pedestrian and car motion. *Phys. Lett. A* **378**, 3274 (2014).
7. Boltes, M., Zhang, J., Tordeux, A., Schadschneider, A. & Seyfried, A. *Complex Dynamics of Traffic Management*, chap. Empirical Results of Pedestrian and Evacuation Dynamics, 671–699. Encyclopedia of Complexity and Systems Science Series (Springer US, New York, 2019).
8. Newell, G. F. Nonlinear effects in the dynamics of car following. *Oper. Res.* **9**, 209 (1961).
9. Bando, M., Hasebe, K., Nakayama, A., Shibata, A. & Sugiyama, Y. Dynamical model of traffic congestion and numerical simulation. *Phys. Rev. E* **51**, 1035 (1995).
10. Schadschneider, A., Chowdhury, D. & Nishinari, K. *Stochastic Transport in Complex Systems* (Elsevier, 2011).
11. Jiang, R., Wu, Q. & Zhu, Z. Full velocity difference model for a car-following theory. *Phys. Rev. E* **64**, 017101 (2001).
12. Tordeux, A., Roussignol, M. & Lassarre, S. Linear stability analysis of first-order delayed car-following models on a ring. *Phys. Rev. E* **86**, 036207 (2012).
13. Uhlenbeck, G. E. & Ornstein, L. S. On the theory of the Brownian motion. *Phys. Rev.* **36**, 823–841 (1930).
14. Tordeux, A. & Schadschneider, A. White and relaxed noises in optimal velocity models for pedestrian flow with stop-and-go waves. *J. Phys. A: Math. Theor.* **49**, 185101 (2016).
15. Forschungszentrum Jülich and Wuppertal University. URL [www.asim.uni-wuppertal.de/datenbank](http://www.asim.uni-wuppertal.de/datenbank).
16. Wilson, R. E. An analysis of Gipps' car-following model of highway traffic. *IMA Journal of Applied Mathematics* **66**, 509–537 (2001).
17. Helbing, D., Farkas, I. & Vicsek, T. Simulating dynamical features of escape panic. *Nature* **407**, 487–490 (2000).
18. Lakoba, T. I. & Finkelstein, N. M. Modifications of the Helbing-Molnar-Farkas-Vicsek social force model for pedestrian evolution. *Simulation* **61**, 339 (2005).
19. Köster, G., Treml, F. & Gödel, M. Avoiding numerical pitfalls in social force models. *Phys. Rev. E* **87**, 063305 (2013).